

Cooper.

The first name in electrical products is now the first name in wiring devices.

For the distribution and management of electrical energy, circuit protection, lighting, and support systems, the world comes to Cooper Industries. Now another name joins the nearly 100 brands that comprise the electrical industry's largest family of products and systems:

Cooper Wiring Devices.



A Heritage of Innovation

Cooper Wiring Devices may be the newest division of Cooper Industries, but our bloodlines go back to the beginnings of the electrical power industry. In 1891, just nine years after the first commercial generating plant began producing electricity, the company that would become Arrow Hart began manufacturing industrial wiring components in Connecticut. Eagle Electric opened its doors for business in New York City in 1920,

and dedicated itself to resolving the challenges created by the increasing demand for electric power in America's homes and businesses. Along with Mexico's Industrias Royer, Arrow Hart and Eagle Electric bring a rich, century-long history of innovation, industry knowledge and experience together under the name – Cooper Wiring Devices.


We bring to our customers – electrical contractors, engineers, builders, OEMs, MRO plant managers and distributors – an ever-increasing offering of high quality products in a broad range of grades, amperage and voltage configurations. This catalog captures the scope of that impressive offering in a clear, easily understood presentation that makes the task of finding and selecting the right wiring components simple.

High Standards and Higher Expectations

Leadership means more than providing the broadest line of products in the industry. It also demands that we

An Unsurpassed Spectrum of Products

When Arrow Hart and Eagle Electric joined forces, a comprehensive 10,000-SKU lineup was instantly created. As Cooper Wiring Devices we have the products, services and expertise to become your one solution for all industrial, commercial, institutional and residential wiring device applications.



But as a division of Cooper Industries we are also backed by substantial resources and a firm corporate commitment to becoming the first name you turn to for wiring device solutions.

remain first in both quality and the introduction of new and innovative products. Cooper Wiring Devices sustains this through a continuing program of research and development, providing improved products that install faster, reduce call-backs and operate safely.

We fabricate our products at sophisticated, high-volume plants around the world, with an extensive degree of automation and robotics integrated into our manufacturing processes. Devices are tested in our proprietary, UL-sanctioned testing facilities, and must meet Cooper's strict quality control criteria and standards that far exceed basic UL requirements.



At Cooper Wiring Devices we share a conscious dedication to expanding both the breadth and depth of our product lines through innovative design and the application of new technologies to both our products and our manufacturing processes. Advanced industrial design technologies — such as state-of-the-art CAD/CAM and stereo lithographic modeling — are integral elements in a development process that routinely results in the aesthetic and functional innovations that set our devices apart from all others.

Today, Cooper Wiring Devices products are setting — and will continue to set — new standards for performance, quality, safety and ease of installation.

Exceptional Service

Cooper Wiring Devices is committed to maintaining a highly individualized level of service while streamlining the product

distribution process for the benefit of our customers. It starts at two ISO 9002 qualified distribution centers in Arizona and North Carolina, where we employ real-time RF scanning and computerized routing to ensure the accurate fulfillment of orders and instantaneous, automated inventory control. Every customer carrying the Cooper Wiring Devices line has the personal attention of a dedicated customer service representative to expedite their orders, and expert technical assistance is always available by phone, fax, or e-mail.

Easier Ordering

To increase order accuracy, improve inventory turns, and reduce transaction costs we offer customers our computerized ordering services, such as Electronic Data Interchange (EDI) and Vendor

Managed Inventory (VMI). Orders can be tracked on the Internet at www.cooperwiringdevices.com which is also an excellent source for up-to-date information about our company and products. Customers can also take advantage of our eZap™ e-mail order confirmation services. eZap automatically delivers an e-mail order update to customers informing them of our shipping date.

Finally, Cooper Wiring Devices field representatives work closely with end users and distribution channels to find new ways to improve our products and services, and to help them grow their own businesses.

“...Cooper Wiring Devices products are setting new standards for performance, quality, safety and ease of installation.”

We do all this to make sure that each customer receives the personal service they deserve and the products they need...when they need them.

Cooper People

With Cooper Wiring Devices on your side you literally have thousands of designers, engineers, manufacturing specialists, craftspeople, and service personnel — all working to satisfy you and make your job easier.

And we are part of an extended family: more than 30,000 Cooper Industries employees in over 100 locations around the world who share our commitment to the electrical industry.



No one comes close to matching Cooper, either in breadth of product line or volume, when it comes to manufacturing the systems, components and tools electrical contractors use every day.

We invite you to learn more about Cooper Wiring Devices by browsing through this catalog, or by visiting our website at: www.cooperwiringdevices.com. ■

Straight Blade Receptacles

A

Hospital Grade Straight Blade Receptacles	A-1, A-2
Hospital Grade Receptacles	A-3
Hospital Grade Tamper Resistant Duplex Safety Receptacles	A-4
Industrial Specification Grade Straight Blade Receptacles	A-5 – A-11
Commercial Specification Grade Straight Blade Duplex Receptacles	A-12
Commercial Specification Grade Straight Blade Receptacles	A-13, A-14
Standard Grade Straight Blade Duplex Receptacles	A-15
Standard Grade Straight Blade Duplex and CO/ALR Receptacles	A-16
Standard Grade Duplex Receptacles	A-17
Surface Receptacles	A-18
Snap-In Receptacles	A-19, A-20
Commercial Specification Grade Straight Blade Power Devices	A-21 – A-29
Clock Hanger Receptacles, Floor Box Assemblies and Display Receptacles	A-30



Cooper Wiring Devices has long been the leader in bringing design innovations to every grade of straight blade receptacle: the easiest to access ground terminals...wire looping aids... the longest and broadest possible mounting straps...the screw terminal guard feature exclusive to our Industrial and Hospital Grade receptacles. These are some of the more visible improvements that distinguish our line as the best in the industry. Each represents a challenge accepted and met.

Not as obvious, but no less important, are the high-grade materials and automated manufacturing processes that go into fabricating our ultra-durable devices. Heavy gauge contacts; rugged, advanced thermoplastics; and absolutely secure assembly ensure hassle-free installation and long operational life – even under the most demanding conditions. Innovation and quality combine to make this comprehensive line of straight blade receptacles the best choice available.

 **DESCARTES**

真合貿易有限公司

100北市八德路一段5-2號1樓

TEL: 886-2-23939677 (代表號)

FAX: 886-2-23939667

<http://www.descartes.com.tw>



Straight Blade Receptacles

INDUSTRIAL
COMMERCIAL
RESIDENTIAL

A-Intro-1 STRAIGHT BLADE RECEPTACLES

Straight Blade Receptacles

Cooper Wiring Devices receptacles have been designed to provide long-term reliability and ease of installation for a wide variety of applications. They have been engineered to meet and exceed the latest and most severe industry performance standards of the National Electrical Manufacturers Association, Underwriters Laboratories, General Services Administration and Federal Specifications as shown in this catalog.

Cooper's receptacles are precision-manufactured using the finest materials and designed with special features to give them an attractive appearance and make them easy to install. Whatever your application, you'll find a ruggedly built Cooper Wiring Devices receptacle on the following pages that meets the rating, style, and features you need.

Each of our products is inspected at the point of manufacture and thoroughly tested for electrical and mechanical performance as well as for safety characteristics before it is packed.

Hospital Grade Receptacles

Cooper Wiring Devices Hospital Grade receptacles are specially designed for use in all AC single-phase branch circuits and equipment, in hospitals and other health-related facilities as required by NEC® Article 517. Their structural integrity and unique safety features provide the highest level of performance under the most demanding conditions. Combined with industry exclusives such as the screw terminal guards and low heat, 5-leaf plug blade contacts, this line is truly unparalleled for long-term durability.

Industrial Specification Grade Receptacles

Cooper Wiring Devices superior design engineering and material specifications shines throughout this category: Fiberglass-reinforced bottom housings, tapered lead-in backwiring slots, extra-long mounting straps and our exclusive screw terminal guards feature prominently among them. For the safest, most reliable device in industrial locations, this level of specification is most appropriate.

Commercial Specification Grade Receptacles

Designed to fill the need for high-quality but moderately priced Specification Grade Devices, Cooper Wiring Devices also delivers many of its higher-end, fast installation features as well. Safe, reliable performance can be found in all types of applications within their ratings, and most further meet Federal Specification WC-596 where noted. Power outlets for range, dryer, welders and other high current applications also come in a wide variety of NEMA configurations.

Standard Grade Receptacles

Cooper Wiring Devices Standard Grade Receptacles are the industry's finest high-volume duplex receptacles for use in residential and light commercial applications. Contractor-designed features such as longer, wider mounting straps, high impact-resistant faces, and patented wallplate Screw-Catch™ feature ensures fast, easy installations with virtually no callbacks.

Specialty Receptacles

With a broad range of special application receptacles for new construction or renovation, the line includes isolated ground receptacles for noise-sensitive applications, CO/ALR receptacles for use on aluminum wiring and dual voltage receptacles for laboratory use. Cooper Wiring Devices' full line of snap-in receptacles cover a wide variety of OEM applications.

All of Cooper's Straight Blade Receptacles are Underwriters Laboratories (UL) Listed (except where noted). Many are also CSA certified or available as CSA certified. Please consult Cooper Wiring Devices Customer Service for availability. For Straight Blade Receptacles in our Decorator line, please see Section "B" of this catalog.

Straight Blade Receptacles

The Toughest Industrial Specification Grade Receptacles You Can Find Have One Name — Cooper.

Cooper Wiring Devices Industrial Specification Grade Receptacles are designed for hard use industrial, institutional and commercial applications demanding long-term reliability, low maintenance cost and assured performance.

Front View

Patented Screw-Catch™ speeds wallplate installation.

High impact and chemical resistant nylon face holds structural integrity, retains appearance; recessed lead-ins speed blade insertion, reducing “scarring” of face.

Wire stripping aid if hand tool isn't at hand.

Exclusive 5-leaf, solid brass plug blade contacts lower heat rise, provide consistent retention/release and superior electrical performance.

Exclusive screw terminal guards provide fast, easy insulation from conductive surfaces.

Tri-head combination brass terminal screws are backed out, staked and afford maximum installation flexibility.

Back View

Tapered lead-in backwiring slots speed securing up to #10 AWG—solid or stranded.

Solid one-piece brass grounding systems assures ground integrity under heaviest abuse.

Glass reinforced nylon base provides superior strength and high-heat resistance in contact carrier assembly.

Extra-long mounting straps help secure installation in poorly cut wall openings.



INDUSTRIAL
COMMERCIAL
RESIDENTIAL

A-Intro-2
STRAIGHT BLADE
RECEPTACLES



INDUSTRIAL
COMMERCIAL
RESIDENTIAL

A-Intro-3 STRAIGHT BLADE RECEPTACLES

Features and Benefits

Standard Grade 270 Series

Convenient built-in wire stripper provides backup or misplaced tools.

Longer, wider "bridged" mounting strap increases wallboard contact area, virtually eliminating floating installations.

Combination slot/Phillips head mounting and terminal screws ease installation with power screwdrivers.

Unbreakable thermoplastic face and back body eliminates call-backs due to job-site breakage.

Screw-Catch™ captures wallplate screw eliminating hand threading of screw, lost screws and cross-threading.

Wire looper designed to speed termination of both #14 and #12 wire.

Side located grounding screw backed out and ready to wire.

Commercial Specification Grade CR/BR Series

Convenient built-in wire stripper.

Deep recess lead-in slots for easy plug insertion—won't "scar" like smooth-faced receptacles.

Nylon face resists high impact and chemical abuse.

Patented Screw-Catch™ captures wallplate screw eliminating hand threading of screw, lost screws and cross-threading.

Sectioned body of heavy thermoplastic, keyed to steel strap for added strength and durability.

Double-wipe brass grounding assembly.

Sturdy, galvanized steel wraparound yoke.

Easy access to break-off tab for two circuit wiring.

Combination slot/Phillips head mounting and terminal screws.

Automatic grounding clip provides safe ground continuity between strap and metal enclosure — eliminates having to wire a bonding jumper.

One-piece, triple-wipe brass line contacts: superior design for minimum heat rise, maximum plug retention.

Green hex head grounding screw, backed out and staked for easy identification.

Straight Blade Receptacle Tests

To ensure safety and reliability, Cooper Wiring Devices Straight Blade Receptacles are tested, rated and marked according to various standards. The information below indicates the required performance tests specified by industry standards for electrical wiring devices.



INDUSTRIAL
COMMERCIAL
RESIDENTIAL

A-Intro-4
STRAIGHT BLADE
RECEPTACLES

Receptacles		
Classification	Standards	Tests
Standard Grade	UL 498 NEMA WD-1	10 Cycles with Standard Plug Blades
		50 Cycles at 150% Rated Current
		Plug Retention-Hold 3 lbs. on 2 Pole Bladed Plug
		Plug Release-Release 15 lbs. on 2 Pole 3 Wire Plug
		30° Maximum Temperature Rise at Full Rated Current
Industrial Specification Grade and Commercial Specification Grade	UL 498 NEMA WD-1 and Fed. Spec. WC-596 (GSA)	All the Requirements of Standard Grade Plus:
		Total of 20 Cycles with Oversized Blades
		Contact Retention-1 1/2 lbs. on Single Undersized Power Blade, 4 oz. on Undersized Grounding Blade
		Total of 250 Cycles at 200% Rated Current
		100 lbs. for Through Strap Design 50 lbs. for Wraparound Strap Design
		Dielectric. 1000 + 2 x Rated Voltage
Hospital Grade	UL 498 (Hospital Grade) & 544	All the Requirements of Industrial Specification Grade Plus:
		Abrupt Plug Removal
		Impact
		Ground Contact Temperature
		Ground Contact Overstress
		Fault Current
		Mold Stress Relief
		Resistance
		Terminal Strength
		Assembly Security



Hospital Grade Straight Blade Receptacles

2 Pole, 3 Wire Grounding
15A 125V, 20A 125V
15A 250V, 20A 250V


Duplex and Single Receptacles

FEATURES

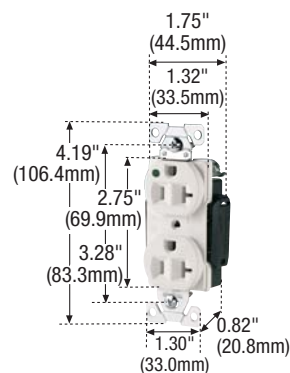
- Exclusive 5-leaf nickel-plated brass line contacts ensure lowest heat rise, smooth plug blade insertion, long-term retention and corrosion resistance.
- Rigid, glass reinforced nylon base lends ultimate strength and superior high heat resistance in contact carrier.
- Unique screw terminal guards provide fast, easy insulation from conductive surfaces.
- 0.050" (1.27mm) solid brass, nickel-plated mounting strap with non-riveted, integral one-piece grounding system for highest durability – assures superior ground integrity and corrosion resistance under heaviest use.
- High impact and chemical-resistant nylon face.
- Tapered lead-in slots on back wiring holes assist in gathering stranded wires for faster, more secure connections.
- All terminal (H-N-G) and mounting screws nickel-plated, triple combination (slot/Phillips/Robertson) head for superior corrosion resistance and maximum flexibility.
- Long, broad mounting strap helps reach large panel cutouts for Code Compliance.
- Automatic grounding system eliminates need for bonding jumper in grounded metal enclosure, provides redundant measure of ground continuity where jumper used.
- Screw-Catch™ feature on duplex devices speeds mounting of wallplates.
- Long-life neon bulb in illuminated devices easily identifies emergency circuits.

INDUSTRIAL
COMMERCIAL
RESIDENTIAL

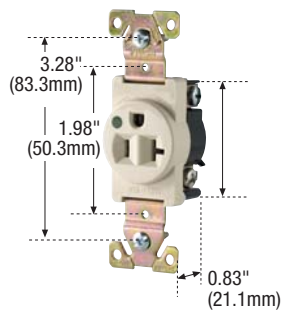
A-1 STRAIGHT BLADE RECEPTACLES



8200



8300



8310

Back and Side Wire

Rating A	V/AC	NEMA	Color	Catalog No.		
				Duplex	Duplex Illuminated	Single†
15	125	5-15R	Black	8200BK	—	—
			Brown	8200B	—	8210B
			Gray	8200GY	—	8210GY
			Red	8200RD	8200LTRD	8210RD
			Ivory	8200V	8200LTV	8210V
			White	8200W	8200LTW	8210W
20	125	5-20R	Black	8300BK	—	—
			Brown	8300B	—	8310B
			Gray	8300GY	—	8310GY
			Red	8300RD	8300LTRD	8310RD
			Ivory	8300V	8300LTV	8310V
			White	8300W	8300LTW	8310W
15	250	6-15R	Ivory	8600V*	—	8610V*
			White	8600W*	—	8610W*
20	250	6-20R	Brown	8400B*	—	8410B*
			Gray	8400GY*	—	8410GY*
			Red	8400RD*	—	8410RD*
			Ivory	8400V*	—	8410V*
			White	8400W*	—	8410W*

*Not NOM certified

†Single receptacles meet all UL, CSA & Federal Specifications, but differ in design and construction from duplexes noted above.

TESTING & CODE COMPLIANCE

- Meets all UL 498 Hospital Grade requirements, Federal Spec. WC-596
- UL Listed, (file no. E15058).
- CSA Certified, (file no. 6914 (6233-01)), Meets all CSA requirements, C22.2 no. 42.
- NOM Certified, except as noted.

MATERIAL CHARACTERISTICS

Meets flammability requirements per UL 94, V2 rated. Temperature Rating: Duplex receptacles: -20° C to 70 °C; Single receptacles: -20°C to 60°C.



5-15R



5-20R



6-15R



6-20R

Hospital Grade Straight Blade Receptacles

2 Pole, 3 Wire Grounding
15A 125V, 20A 125V



INDUSTRIAL
COMMERCIAL
RESIDENTIAL

A-2 STRAIGHT BLADE RECEPTACLES


Duplex Receptacles – Compact Design

FEATURES

- Sturdy, compact design delivers full hospital grade performance, lower profile.
- Unique screw terminal guards provide fast, easy insulation from conductive surfaces.
- Heavy gauge, 0.037" (0.94mm) triple-wipe brass line contacts provide excellent long-term plug blade retention.
- High impact and chemical-resistant nylon face.
- Long, broad mounting strap helps reach large panel cutouts for Code Compliance.
- Automatic grounding system eliminates need for bonding jumper in grounded metal enclosure, provides redundant measure of ground continuity where jumper used.
- Screw-Catch™ feature on device speeds mounting of wallplates.

Back and Side Wire

Rating					
A	V/AC	NEMA	Color	Catalog No.	
15	125	5-15R	Brown	8200HB	
			Gray	8200HGY	
			Ivory	8200HV	
			White	8200HW	
20	125	5-20R	Brown	8300HB	
			Gray	8300HGY	
			Ivory	8300HV	
			Red	8300HRD	
			White	8300HW	



8300H


Single Receptacles – Special Use Panel-Mount Devices

FEATURES

- Heavy gauge, 0.037" (0.94mm) triple-wipe brass line contacts provide excellent long-term plug blade retention.
- Wrap-around mounting strap locked into base of device.
- High impact and chemical-resistant nylon body & face.
- 1.9375" (49.21mm) center-to-center mounting distances are tapped #8-32.

Back and Side Wire – Short Strap

Rating					
A	V/AC	NEMA	Description	Color	Catalog No.
15	125	5-15R	Short strap 1.9375" (49.21mm) center to center spacing	Brown	8210MB
			Short strap 1.9375" (49.21mm) center to center spacing	Ivory	8210MV
20	125	5-20R	Short strap 1.9375" (49.21mm) center to center spacing	Brown	8310MB
			Short strap 1.9375" (49.21mm) center to center spacing	Ivory	8310MV



8310M

TESTING & CODE COMPLIANCE

- Meets all UL 498 Hospital Grade requirements, Federal Spec. WC-596G
- UL Listed, (file no. E15058)-Duplex.
- UL Listed (file no. E2369)-Single.
- CSA Certified, (file no. 6914 (6233-01)), Meets all CSA requirements, C22.2 no. 42

MATERIAL CHARACTERISTICS

Meets flammability requirements per UL 94, V2 rated. Temperature Rating: Duplex Receptacles: -20°C to 70°C. Single Receptacles: -40°C to 75°C.



5-15R



5-20R



Hospital Grade Receptacles

2 Pole, 3 Wire Grounding
15A 125V, 20A 125V
15A 250V, 20A 250V

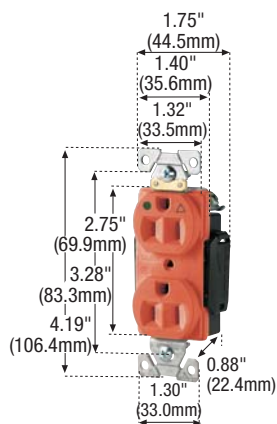
Hospital Grade Receptacles – Isolated Ground

FEATURES

- Exclusive 5-leaf, brass line contacts ensure lowest heat rise, smooth plug blade insertion and long-term retention.
- Rigid, glass reinforced nylon base lends ultimate strength and superior high heat resistance in contact carrier.
- Unique screw terminal guards provide fast, easy insulation from conductive surfaces.
- Exclusive 0.030" (0.76mm) solid brass, non-riveted, integral one-piece isolated grounding shunt system assures ground integrity under heaviest use – isolated from common building ground.
- High impact and chemical-resistant nylon face.
- Tapered lead-in slots on back wiring holes assist in gathering stranded wires for faster, more secure connections.
- All terminal (H-N-G) and mounting screws triple combination (slot/Phillips/Robertson) head for maximum installer flexibility.
- Long, broad mounting strap helps reach large panel cutouts for Code Compliance.
- Automatic grounding system assures wallplate grounding in grounded metal enclosure.
- Screw-Catch™ feature on duplex devices speeds mounting of wallplates.

INDUSTRIAL
COMMERCIAL
RESIDENTIAL

A-3 STRAIGHT BLADE RECEPTACLES



IG8200

Hospital Grade – Isolated Ground

Rating	A	V/AC	NEMA	Colors	Catalog No.	
					Duplex	Single†
15	125		5-15R	Gray	IG8200GY	–
				Orange	IG8200RN	IG8210RN
				Ivory	IG8200V	–
				Red	IG8200RD	–
				White	IG8200W	–
20	125		5-20R	Gray	IG8300GY	–
				Orange	IG8300RN	IG8310RN
				Ivory	IG8300V	–
				Red	IG8300RD	–
				White	IG8300W	–
15	250		6-15R	Orange	IG8600RN	IG8610RN
20	250		6-20R	Orange	IG8400RN	IG8410RN

†Single receptacle meets all UL, CSA & Federal Specifications, but differ in design and construction from duplexes.

TESTING & CODE COMPLIANCE

- Meets all UL 498 Hospital Grade requirements, Federal Spec. WC-596 (file no. E3663)
- CSA Certified, (file no. 6914 (6233-01)), Meets all CSA requirements, C22.2 no. 42.

MATERIAL CHARACTERISTICS

Environmental:
Flammability per UL 94 requirements, V2 rated.
Temperature Rating:
-40°C to 60°C
except as noted.



5-15R



5-20R



6-15R



6-20R

Hospital Grade Tamper Resistant Duplex Safety Receptacles

2 Pole, 3 Wire Grounding
15A 125V, 20A 125V



INDUSTRIAL
COMMERCIAL
RESIDENTIAL

A-4
STRAIGHT BLADE
RECEPTACLES

TESTING & CODE COMPLIANCE

- Meets all UL 498 Hospital Grade requirements, Federal Spec. WC-596 (file no. E140596).
- CSA certified to C22.2 no.42 (file no. LR7087).

MATERIAL CHARACTERISTICS

Environmental:
Flammability per UL 94 requirements, V2 rated.
Temperature Rating:
-40°C to 70°C.


Duplex Receptacles – Tamper Resistant

FEATURES

- Patented, spring-loaded mechanical shutter system provides reliable tamper resistance.
- Provides compliance to NEC® Art. 517.18(c) specifications of tamper resistant outlets in pediatric care locations.
- Triple-wipe brass line contacts provide excellent long-term plug blade retention.
- All terminal (H-N-G) and mounting screws combination (slot/Phillips) head.
- High impact and chemical-resistant nylon face.
- Automatic grounding system eliminates need for bonding jumper in grounded metal enclosure, provides redundant measure of ground continuity where jumper used.

Back and Side Wire

Rating		NEMA	Color	Catalog No.
A	V/AC			
15	125	5-15R	Brown	TR8200B
			Gray	TR8200GY
			Ivory	TR8200V
			Red	TR8200RD
			White	TR8200W
20	125	5-20R	Brown	TR8300B
			Gray	TR8300GY
			Ivory	TR8300V
			Red	TR8300RD
			White	TR8300W



5-15R



5-20R



Industrial Specification Grade Straight Blade Receptacles

2 Pole, 3 Wire
Grounding
15A 125V, 20A 125V
15A 250V, 20A 250V

INDUSTRIAL
COMMERCIAL
RESIDENTIAL


A-5 STRAIGHT BLADE RECEPTACLES

TESTING & CODE COMPLIANCE


- UL Listed to 498, meets UL Federal Spec. WC-596 (file no. 15058).
- Meets all CSA requirements, C22.2 no. 42, CSA (file no. 6233-01).
- NOM Certified.

MATERIAL CHARACTERISTICS

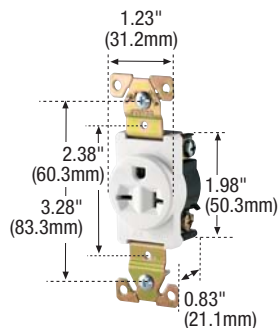
- Nylon base and cover.
- Environmental:
Flammability per UL 94 requirements, V2 rated.
- Temperature Rating:
Single:
-40°C to 70°C;
Duplex:
-20 °C to 70°C.



5262



5361



5461

Duplex and Single Receptacles

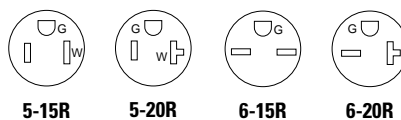
FEATURES

- Exclusive 5-leaf solid brass line contacts ensure lowest heat rise, smooth plug blade insertion, long-term retention.
- Rigid, glass reinforced nylon base lends ultimate strength & superior high heat resistance in contact carrier.
- Unique screw terminal guards provide fast, easy insulation from conductive surfaces.
- 0.050" (1.27mm) solid brass mounting strap with non-riveted, integral one-piece grounding system for highest durability - assures superior ground integrity under heaviest use.
- High impact and chemical-resistant nylon face.
- Tapered lead-in slots on back wiring holes assist in gathering stranded wires for faster, more secure connections.
- All terminal (H-N-G) and mounting screws triple combination (slot/Phillips/Robertson) head for maximum installer flexibility.
- Long, broad mounting strap helps reach large panel cutouts for Code Compliance.
- Automatic grounding system eliminates need for bonding jumper in grounded metal enclosure, provides redundant measure of ground continuity where jumper used.
- Screw-Catch™ feature on duplex devices speeds mounting of wallplates.

Back and Side Wire

Rating A	V/AC	NEMA	Colors	Catalog No.	
				Duplex	Single*
15	125	5-15R	Brown	5262B	5261B
			Gray	5262GY	5261GY
			Ivory	5262V	5261V
			Red	5262RD	—
			White	5262W	5261W
20	125	5-20R	Brown	5362B	5361B
			Gray	5362GY	5361GY
			Ivory	5362V	5361V
			Red	5362RD	—
			White	5362W	5361W
15	250	6-15R	Brown	5662B	5661B
			Gray	5662GY	—
			Ivory	5662V	5661V
			White	5662W	5661W
20	250	6-20R	Brown	5462B	5461B
			Gray	5462GY	5461GY
			Ivory	5462V	5461V
			White	5462W	5461W

*Single receptacles meet all UL, CSA & Federal Specifications, but differ in design and construction from duplexes noted above.



Industrial Specification Grade Straight Blade Receptacles

2 Pole, 3 Wire
Grounding
15A 125V, 20A 125V
15A 250V, 20A 250V



INDUSTRIAL
COMMERCIAL
RESIDENTIAL

A-6 STRAIGHT BLADE RECEPTACLES

TESTING & CODE COMPLIANCE

- UL Listed to 498, meets UL Federal Spec. WC-596 (file no. 15058).
- Meets all CSA requirements, C22.2 no. 42, CSA (file no. 6233-01).
- NOM Certified.

MATERIAL CHARACTERISTICS

Nylon.
Environmental:
Flammability per UL 94 requirements, V2 rated.
Temperature Rating:
-20°C to 70°C.

Duplex Receptacles – Compact Design

FEATURES

- Excellent plug blade retention provided by triple-wipe 0.032" (0.81mm) triple-wipe brass line contacts and 0.050" (1.27mm) brass ground.
- Unique screw terminal guards provide fast, easy insulation from conductive surfaces.
- Heavy gauge, 0.037" (0.94mm) triple-wipe brass line contacts provide excellent long-term plug blade retention.
- High impact and chemical-resistant nylon face.
- Long, broad mounting strap helps reach large panel cutouts for Code Compliance.
- Screw-Catch™ feature on device speeds mounting of wallplates.

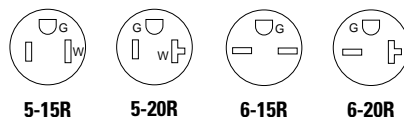

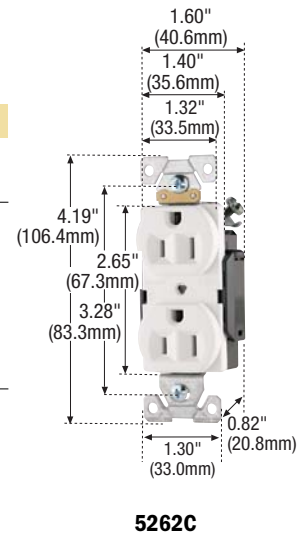
Back and Side Wire

Rating A	V/AC	NEMA	Color	Catalog No. Duplex
15	125	5-15R	Brown	5262CB
			Black	5262CBK
			Gray	5262CGY
			Ivory	5262CV
			Red	5262CRD
			White	5262CW
20	125	5-20R	Brown	5362CB
			Black	5362CBK
			Gray	5362CGY
			Ivory	5362CV
			Red	5362CRD
			White	5362CW
15	250	6-15R	Brown	5662CB
			Ivory	5662CV
			White	5662CW
20	250	6-20R	Brown	5462CB
			Ivory	5462CV
			White	5462CW

Dual Voltage – Back and Side Wire

Rating A	V/AC	NEMA	Color	Catalog No. Duplex
15	125/250	5-15R/6-15R	Brown	5290B*
			Ivory	5290V*
20	125/250	5-20R/6-20R	Brown	5390B*
			Ivory	5390V*

*Not NOM or CSA






Industrial Specification Grade Straight Blade Receptacles

2 Pole, 3 Wire
Grounding
15A 125V, 20A 125V
15A 277V

INDUSTRIAL
COMMERCIAL
RESIDENTIAL

A-7 STRAIGHT BLADE RECEPTACLES



5252

TESTING & CODE COMPLIANCE

- Listed to UL 498, meets UL Federal Spec. WC-596 (file no. E2369 & E15058)
- Meets all CSA requirements, C22.2 no. 42, CSA file 6914 (6233-01)
- NOM Certified.

MATERIAL CHARACTERISTICS

Environmental:
Flammability per UL 94 requirements, V2 rated.
Temperature Rating:
-20°C to 70°C.

Duplex Receptacles

FEATURES

- Exclusive 5-leaf solid brass line contacts ensure lowest heat rise, smooth plug blade insertion, long-term retention.
- Exclusive 0.030" (0.76mm) solid brass, non-riveted, integral one-piece grounding shunt system assures ground integrity under heaviest use.
- Rigid, glass reinforced nylon base lends ultimate strength & superior high heat resistance in contact carrier.
- Unique screw terminal guards provide fast, easy insulation from conductive surfaces.
- High impact and chemical-resistant nylon face.
- Tapered lead-in slots on back wiring holes assist in gathering stranded wires for faster, more secure connections.
- All terminal (H-N-G) and mounting screws triple combination (slot/Phillips/Robertson) head for maximum installer flexibility.
- Long, broad mounting strap helps reach large panel cutouts for Code Compliance.
- Automatic grounding system eliminates need for bonding jumper in grounded metal enclosure, provides redundant measure of ground continuity where jumper used.
- Screw-Catch™ feature on device speeds mounting of wallplates.

Back and Side Wire

Rating	A	V/AC	NEMA	Colors	Catalog No. Duplex
15	125	5-15R	Almond	5252A	
			Black	5252BK	
			Blue	5252BL	
			Brown	5252B	
			Gray	5252GY	
			Light Almond	5252LA	
			Red	5252RD	
			Ivory	5252V	
			White	5252W	
			20	125	5-20R
Black	5352BK				
Blue	5352BL				
Brown	5352B				
Gray	5352GY				
Light Almond	5352LA				
Red	5352RD				
Ivory	5352V				
White	5352W				
15	277	7-15R			
			Ivory	5302V*	

*Construction differs from other duplexes; unit is totally enclosed molded cover & base.



5-15R



5-20R



7-15R

Industrial Specification Grade Straight Blade Receptacles

2 Pole, 3 Wire Grounding
15A 125V, 20A 125V
20A 277, 20A 125/277V
10A 250V/15A125V



INDUSTRIAL
COMMERCIAL
RESIDENTIAL

A-8 STRAIGHT BLADE RECEPTACLES

TESTING & CODE COMPLIANCE

- Listed to UL 498, meets UL Federal Spec. WC-596, (file no. E2369) except as noted.
- Meets all CSA requirements, C22.2 no. 42 (file LR7087), CSA (file no. 6914 (6233-01))
- NOM Certified.

MATERIAL CHARACTERISTICS

Environmental:
Flammability per UL 94 requirements, V2 rated.
Temperature Rating:
-20°C to 70°C.

Duplex and Single Receptacles

FEATURES




- Excellent plug blade retention provided by triple-wipe 0.032" (0.81mm) triple-wipe brass line contacts and 0.050" (1.27mm) brass ground.
- Unique screw terminal guards provide fast, easy insulation from conductive surfaces.
- Heavy gauge, 0.037" (0.94mm) triple-wipe brass line contacts provide excellent long-term plug blade retention.
- High impact and chemical-resistant nylon face.
- Long, broad mounting strap helps reach large panel cutouts for Code Compliance.
- Screw-Catch™ feature on device speeds mounting of wallplates.

Side Wire

Rating A	V/AC	NEMA	Colors	Catalog No.	
				Duplex	Single*
15	125	5-15R	Black	5242BK	—
			Brown	5242B	5251B
			Gray	5242GY	5251GY
			Ivory	5242V	5251V
			White	5242W	5251W
20	125	5-20R	Black	5342BK	—
			Brown	5342B	5351B
			Gray	5342GY	5351GY
			Ivory	5342V	5351V
			White	5342W	5351W
20	277	7-20R	Brown	—	834B
20	125/250	10-20R	Brown	—	805B
			Ivory	—	805V
10/15	125/250	—	Brown	—	6051**

*Single receptacles meet all UL, CSA & Federal Specifications, but differ in design and construction from duplexes noted above.

**Not UL listed.



5-15R



5-20R



7-20R



10-20R

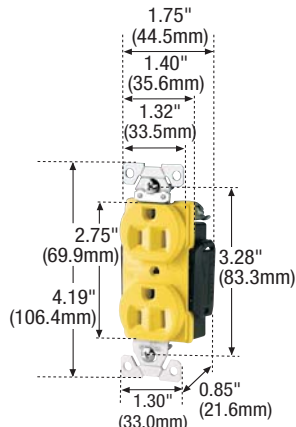


Industrial Specification Grade Straight Blade Receptacles


2 Pole, 3 Wire
Grounding
15A 125V, 20A 125V

INDUSTRIAL
COMMERCIAL
RESIDENTIAL

A-9 STRAIGHT BLADE RECEPTACLES



5262CR



5261CR

Duplex and Single Receptacles – Corrosion Resistant

FEATURES

- Exclusive 5-leaf solid brass line contacts ensure lowest heat rise, smooth plug blade insertion, long-term retention and corrosion resistance.
- Rigid, glass reinforced nylon base lends ultimate strength & superior high heat resistance in contact carrier.
- Unique screw terminal guards provide fast, easy insulation from conductive surfaces.
- 0.050" (1.27mm) nickel-plated, solid brass mounting strap and non-riveted, integral one-piece grounding system for highest durability – assures ground integrity under heaviest use.
- High impact and chemical-resistant nylon face.
- Tapered lead-in slots on back wiring holes assist in gathering stranded wires for faster, more secure connections.
- All terminal (H-N-G) and mounting screws are nickel-plated, triple combination (slot/Phillips/Robertson) head for superior corrosion resistance and maximum installer flexibility.
- Long, broad mounting strap helps reach large panel cutouts for Code Compliance.
- Automatic grounding system eliminates need for bonding jumper in grounded metal enclosure, provides redundant measure of ground continuity where jumper used.
- Screw-Catch™ feature on duplex devices speeds mounting of wallplates.

Back and Side Wire

Rating	A	V/AC	NEMA	Colors	Catalog No.	
					Duplex	Single*
15	125		5-15R	Gray	5262CRGY	5261CRGY
				Yellow	5262CRY	5261CRY
20	125		5-20R	Gray	5362CRGY	5361CRGY
				Yellow	5362CRY	5361CRY

*Single receptacles meet all UL, CSA & Federal Specifications, but differ in design and construction from duplexes noted here.

TESTING & CODE COMPLIANCE

- UL Listed to 498, meets UL Federal Spec. WC-596 (file no. 15058).
- Meets all CSA requirements, C22.2 no. 42, CSA (file no. 6233-01).
- NOM Certified.

MATERIAL CHARACTERISTICS

Environmental:
 Flammability per UL 94 requirements, V2 rated.
 Temperature Rating:
 Single: -40°C to 70°C; Duplex:
 -20°C to 70°C.



5-15R



5-20R

Industrial Specification Grade Straight Blade Receptacles

Isolated Ground
2 Pole, 3 Wire
Grounding
15A 125V, 20A 125V
15A 250V, 20A 250V



INDUSTRIAL
COMMERCIAL
RESIDENTIAL

A-10 STRAIGHT BLADE RECEPTACLES

Duplex and Single Receptacles – Isolated Ground

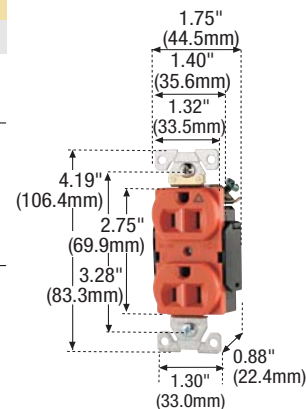
FEATURES

- Exclusive 5-leaf brass line contacts ensure lowest heat rise, smooth plug blade insertion and long-term retention.
- Rigid, glass reinforced nylon base lends ultimate strength and superior high heat resistance in contact carrier.
- Unique screw terminal guards provide fast, easy insulation from conductive surfaces.
- Exclusive 0.030" (0.76mm) solid brass, non-rieveted, integral one-piece isolated grounding shunt system assures ground integrity under heaviest use – isolated from common building ground.
- High impact and chemical-resistant nylon face.
- Tapered lead-in slots on back wiring holes assist in gathering stranded wires for faster, more secure connections.
- All terminal (H-N-G) and mounting screws triple combination (slot/Phillips/Robertson) head for maximum installer flexibility.
- Long, broad mounting strap helps reach large panel cutouts for Code Compliance.
- Automatic grounding system assures wallplate grounding in grounded metal enclosure.
- Screw-Catch™ feature on duplex devices speeds mounting of wallplates.

Duplex and Single Receptacles – Isolated Ground

Side and Back Wire

Rating		NEMA	Colors	Catalog No.	
A	V/AC			Duplex	Single*
15	125	5-15R	Gray	IG5262GY	—
			Orange	IG5262RN	IG5261RN
			Red	IG5262RD	—
			Ivory	IG5262V	IG5261V
			White	IG5262W	—
20	125	5-20R	Gray	IG5362GY	—
			Orange	IG5362RN	IG5361RN
			Red	IG5362RD	—
			Ivory	IG5362V	IG5361V
			White	IG5362W	—
15	250	6-15R	Orange	IG5662RN	IG5661RN
20	250	6-20R	Orange	IG5462RN	IG5461RN



IG5262

*Single receptacles meets all UL, CSA & Federal Specifications, but differ in design and construction from duplex receptacles.



5-15R



5-20R



6-15R



6-20R

TESTING & CODE COMPLIANCE

- UL Listed to 498, meets UL Federal Spec. WC-596 (file no. 15058).
- CSA Listed (file no. 6914 (6233-01)).

MATERIAL CHARACTERISTICS

Environmental:
Flammability per UL 94 requirements, V2 rated.
Temperature Rating:
-40°C to 70°C.



Industrial Specification Straight Blade Receptacles

2 Pole, 3 Wire Grounding
15A 125V, 20A 125V
15A 250V, 20A 250V

INDUSTRIAL
COMMERCIAL
RESIDENTIAL

A-11 STRAIGHT BLADE RECEPTACLES

TESTING & CODE COMPLIANCE

- Listed to UL 498, (file no. E2369), except 10118 & 10103 are UL recognized Components
- Meets all CSA requirements, C22.2 no. 42, (file no. LR7087), except: 5258B & 5358B are cUL Listed C22.2 no. 42.


MATERIAL CHARACTERISTICS

Environmental:
Flammability per UL 94 requirements, V2 rated.
Temperature Rating:
-40°C to 75°C,
except: 5258B,
5358B, 10118:
-20°C to 105°C.

Duplex and Single Receptacles – Special Use Panel-Mount Devices

FEATURES

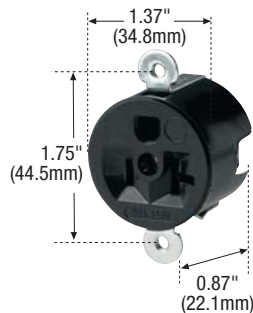
- Heavy gauge, 0.037" triple-wipe brass line contacts provide excellent long-term plug blade retention.
- Wrap-around mounting strap locked into base of device.
- High impact and chemical-resistant nylon body and face.
- 1.9375" (49.21mm) center-to-center mounting distances are tapped #8-32; 1.75" (44.45mm) center-to-center supplied with #8-32 screws.
- Tapered lead-in slots on back wiring holes assist in gathering stranded wires for faster, more secure connections.



5284



10103



5734

Back and Side Wire

Rating	A	V/AC	NEMA	Spacing	Colors	Catalog No. Single
15	125	5-15R		1.9375" (49.21mm)	Brown	5284B
					Ivory	5284V
20	125	5-20R		1.9375" (49.21mm)	Brown	5734B
15	250	6-15R		1.9375" (49.21mm)	Brown	5684B

Back and Side Wire

Rating	A	V/AC	NEMA	Spacing	Colors	Catalog No. Single	Duplex
15	125	5-15R		1.75" (44.45mm)	Brown	5258B	—
					Brown	10118*	—
					Brown	—	10103*
20	125	5-20R		1.75" (44.45mm)	Brown	5358B	—
20	250	6-20R		1.9375" (49.21mm)	Brown	5484B **	—

*With 0.250" (0.635mm) x 0.032" (0.81mm) spade terminals.

**Not CSA approved.



5-15R



5-20R



6-15R



6-20R

Commercial Specification Grade Straight Blade Duplex Receptacles

2 Pole, 3 Wire Grounding
15A 125V, 20A 125V



INDUSTRIAL
COMMERCIAL
RESIDENTIAL

A-12 STRAIGHT BLADE RECEPTACLES


Duplex Receptacles

FEATURES

- Sturdy, compact design meets the demands of commercial spec grade performance.
- Excellent plug blade retention provided by triple-wipe 0.032" (0.81mm) triple-wipe brass line contacts and 0.050" (1.27mm) brass ground.
- High impact and chemical-resistant nylon face.
- 0.035" (0.89mm) galvanized steel, wrap-around yoke mounting strap for superior assembly security; extra length/width helps reach large panel cutouts for Code Compliance.
- Automatic grounding system eliminates need for bonding jumper in grounded metal enclosure, provides redundant measure of ground continuity where jumper used.
- Screw-Catch™ feature on duplex devices speeds mounting of wallplates.

Back and Side Wire

Rating A	V/AC	NEMA	Color	Catalog No.
15	125	5-15R	Almond	BR15A
			Black	BR15BK
			Brown	BR15B
			Gray	BR15GY
			Ivory	BR15V
			Light Almond	BR15LA
			White	BR15W
20	125	5-20R	Almond	BR20A
			Black	BR20BK
			Brown	BR20B
			Gray	BR20GY
			Ivory	BR20V
			Light Almond	BR20LA
			White	BR20W



On 4" (101.6mm) Galvanized Steel Cover - Back and Side Wire

Rating A	V	NEMA	Color	Catalog No. Duplex
15	125	5-15R	Brown	869



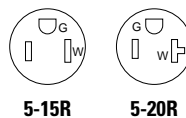
869

TESTING & CODE COMPLIANCE

- UL Listed to 498 (file no. E15058), BR-series meets Federal Spec. W-C 596
- CSA (file no. 6914 (6233-01)). Meets all CSA requirements, C22.2 no. 42.
- NOM Certified.

MATERIAL CHARACTERISTICS

Meets Flammability requirements per UL 94. V2 rated.
Temperature Rating:
-20°C to 60°C.



5-15R

5-20R




Commercial Specification Grade Straight Blade Receptacles

2 Pole, 3 Wire Grounding
Dual Voltage
15A 125V/15A 250V

INDUSTRIAL
COMMERCIAL
RESIDENTIAL

A-13 STRAIGHT BLADE RECEPTACLES



829

Duplex Receptacles

FEATURES

- Sturdy, compact design meets the demands of commercial spec grade performance.
- Excellent plug blade retention provided by triple-wipe 0.032" (0.81mm) triple-wipe brass line contacts and 0.050" (1.27mm) brass ground.
- High impact and chemical-resistant nylon face.
- 0.035" (0.889mm) galvanized steel, wrap-around yoke mounting strap for superior assembly security; extra length/width helps reach large panel cutouts for Code Compliance.
- Automatic grounding system eliminates need for bonding jumper in grounded metal enclosure, provides redundant measure of ground continuity where jumper used.
- Screw-Catch™ feature on duplex devices speeds mounting of wallplates.

Dual Voltage - Side Wire

Rating A	V/AC	NEMA	Color	Catalog No. Duplex
15	125/250	5-15R/6-15R	Brown	829B†
		5-15R/6-15R	Ivory	829V†

† Not NOM

TESTING & CODE COMPLIANCE

- Listed to UL 498 (file nos. E2369 & E15058).
- CSA Certified to C22.2 no. 42, (file no. LR7087 & file no. 6914 (6233-01)).
- NOM Certified.

MATERIAL CHARACTERISTICS

Meets flammability requirements per UL 94, V2 rated.
Temperature Rating:
-20°C to 60°C.



5-15R



6-15R

Commercial Specification Grade Straight Blade Receptacles

2 Pole, 3 Wire Grounding
15A 250V, 20A 125V,
15A 250V, 20A 250V,
20A 277V



INDUSTRIAL
COMMERCIAL
RESIDENTIAL

A-14 STRAIGHT BLADE RECEPTACLES

TESTING & CODE COMPLIANCE

- Listed to UL 498 (file nos. E2369 & E15058).
- CSA Certified to C22.2 no. 42, (file nos. LR7087 & 6914 (6233-01)).
- NOM Certified.

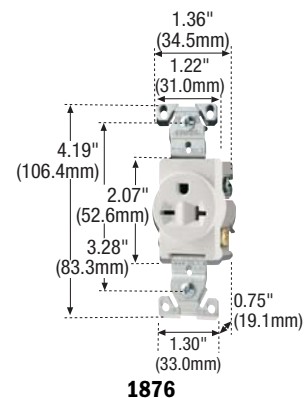


MATERIAL CHARACTERISTICS

Meets flammability requirements per UL 94, V2 rated.
Temperature Rating:
-20°C to 60°C.

Duplex And Single Receptacles

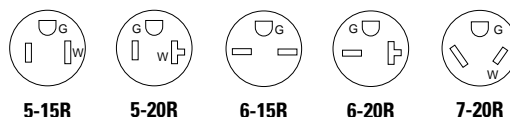
FEATURES

- Sturdy, compact design meets the demands of commercial spec grade performance.
- Excellent plug blade retention provided by triple-wipe 0.032" (0.81mm) triple-wipe brass line contacts and 0.050" (1.27mm) brass ground.
- High impact and chemical-resistant nylon face.
- 0.035" (0.889mm) galvanized steel, wrap-around yoke mounting strap for superior assembly security; extra length/width helps reach large panel cutouts for Code Compliance.
- Automatic grounding system eliminates need for bonding jumper in grounded metal enclosure, provides redundant measure of ground continuity where jumper used.
- Screw-Catch™ feature on duplex devices speeds mounting of wallplates.



Side Wire			Catalog No.			
Rating				Duplex	Single*	
A	V/AC	NEMA	Colors			
15	125	5-15R	Almond	CR15A	817A	
			Black	CR15BK	—	
			Brown	CR15B	817B	
			Gray	CR15GY	—	
			Light Almond	CR15LA	817LA	
			Ivory	CR15V	817V	
			White	CR15W	817W	
20	125	5-20R	Almond	CR20A	1877A	
			Black	CR20BK	1877BK	
			Brown	CR20B	1877B	
			Gray	CR20GY	—	
			Light Almond	CR20LA	1877LA	
			Ivory	CR20V	1877V	
			White	CR20W	1877W	
15	250	6-15R	Almond	—	816A	
			Black	—	816BK	
			Brown	826B	816B	
			Light Almond	—	816LA	
			Ivory	826V	816V	
			White	826W	816W	
			20	250	6-20R	Almond
Black	—	1876BK				
Brown	815B	1876B				
Light Almond	—	1876LA				
Ivory	815V	1876V				
White	815W	1876W				

*Single receptacles meet all UL & CSA specifications, but differ in design and construction from duplexes noted above.





Standard Grade Straight Blade Duplex Receptacles

2 Pole, 3 Wire Grounding
15A 125V

INDUSTRIAL
COMMERCIAL
RESIDENTIAL


A-15 STRAIGHT BLADE RECEPTACLES

TESTING & CODE COMPLIANCE

- UL Listed to 498 (file no. E15058)
- CSA (file no. 6914 (6233-01)).
- Meets all CSA requirements, C22.2 no. 42.
- NOM certified.

MATERIAL CHARACTERISTICS

Meets flammability requirements per UL 94, VO rated. Temperature Rating: Side Wire & Push Wire: -20°C to 60°C. Push Wire Only: -40°C to 65°C.



Standard Grade Duplex Receptacles

FEATURES

- Longer, wider strap provides 40% more contact area to wall board. Virtually eliminates floating installations.
- Screw-Catch™ feature automatically holds the wallplate and mounting screw in place.
- Built-in wire stripper for #14 and #12 wire provides backup for misplaced tools.
- Built-in wire looper designed to speed termination of both #14 and #12 wire.
- High impact-resistant thermoplastic face and back body eliminates job site breakage.
- Double wipe ground contacts ensure long-term ground retention.
- Easy access split circuit break-off tab.
- Side wire terminals accept up to #10 solid or stranded wire.
- Push-in terminals accept #14 solid wire.
- Terminal screws backed out - ready for wiring.
- Combination slot/Phillips head mounting and terminal screws ease installation (slot/Robertson screws in Canada where available).

Side Wire and Push Wire

Rating		NEMA	Color	Standard	Catalog No.	
A	V				Automatic Ground	Less Ears
15	125	5-15R	Almond	270A	270-9A	4270A
			Brown	270B	270-9B	4270B
			Ivory	270V	270-9V	4270V
			Light Almond	270LA	270-9LA	4270LA
			White	270W	270-9W	4270W



Standard Grade Duplex Receptacles

FEATURES

- Double wipe ground contacts to ensure long-term ground retention.
- Easy access split circuit break-off tab.
- Push-in terminals (8) accept #14 solid wire.
- Combination slot/Phillips head mounting and ground screws ease installation.

Push Wire Only

Rating		NEMA	Color	Standard	Catalog No.	
A	V				Less Ears	No Strap
15	125	5-15R	Black	—	—	298-2BK
			Brown	298B*	—	—
			Ivory	298V*	—	298-2V
			White	298W*	298-3W	—

*Not CSA



5-15R

Standard Grade Straight Blade Duplex & CO/ALR Receptacles

2 Pole, 3 Wire Grounding
15A 125V



INDUSTRIAL
COMMERCIAL
RESIDENTIAL

A-16 STRAIGHT BLADE RECEPTACLES


Standard Grade CO/ALR Duplex Receptacles

FEATURES

- Side wire terminals accept up to #10 solid or stranded copper or solid aluminum wire.
- Terminal screws backed out – ready for wiring.
- Combination slot/Phillips head mounting and terminal screws ease installation.

Side Wire

Rating A	V	NEMA	Description	Color	Catalog No.
15	125	5-15R	Copal	Brown	5270B
				Ivory	5270V
				White	5270W



5270

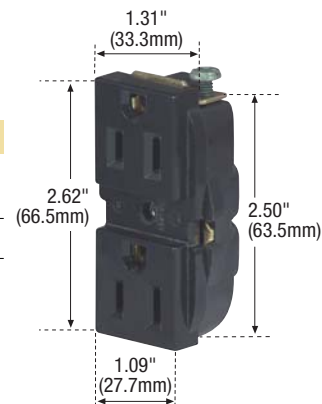
Standard Grade Duplex Receptacles

FEATURES

- Double wipe ground contacts to ensure long-term ground retention.
- Easy access split circuit break-off tab.
- Push-in terminals (8) accept #14 solid copper wire.
- Combination slot/Phillips head mounting and ground screws ease installation.

Square Face – Less Strap – Push Wire

Rating A	V	NEMA	Color	Catalog No.
15	125	5-15R	Black	3298BK



3298



5-15R

TESTING & CODE COMPLIANCE

- UL Listed to 498 (file no. E15058)
- CSA (file no. 6914 (6233-01)).
- Meets all CSA requirements, C22.2 no. 42.
- NOM certified.

MATERIAL CHARACTERISTICS

Meets flammability requirements per UL 94, VO rated. Temperature Rating: -40°C to 65°C.




INDUSTRIAL
COMMERCIAL
RESIDENTIAL

A-17 STRAIGHT BLADE RECEPTACLES




Standard Grade Duplex Receptacles


2 Pole, 2 Wire Grounding
15A 125V



736



978



977

Standard Grade Duplex Receptacles

FEATURES

- Side wire terminals accept up to #12 wire.
- Terminal screws backed out – ready for wiring.

Side Wire

Rating		NEMA	Description	Color	Catalog No.
A	V				
15	125	1-15R	Standard Contacts	Brown	736B
				Ivory	736V
				White	736W
15	125	1-15R	Double Wipe Contacts	Brown	978B
				Ivory	978V

Side Wire – Less Ears

Rating		NEMA	Description	Color	Catalog No.
A	V				
15	125	1-15R	Double Wipe Contacts	Brown	977B
				Ivory	977V

TESTING & CODE COMPLIANCE

- UL Listed to 498 (file no. E15058).
- NOM certified.

MATERIAL CHARACTERISTICS

Meets flammability requirements per UL 94, VO rated. Temperature Rating: -40°C to 65°C.



1-15R

Surface Receptacles

2 Pole, 3 Wire
15A 125V, 15A 250V
2 Pole, 2 Wire
15A 125V



INDUSTRIAL
COMMERCIAL
RESIDENTIAL

A-18 STRAIGHT BLADE RECEPTACLES

TESTING & CODE COMPLIANCE

- UL Listed to 498 (file no. E15058).
- Meets CSA requirements, C22.2 no. 42.
- 78: (file no. 6914 (6233-01)).
- 743: (file no. 2082 (6221-02)).

MATERIAL CHARACTERISTICS
Temperature Rating:
-20°C to 60°C.

Surface Receptacles

FEATURES

- Heavy duty plastic construction.
- For use with surface mounted wiring to expand convenience receptacles on solid plaster or concrete walls.

2P3W Grounding Duplex

Rating A	V	NEMA	Description	Color	Catalog No.
15	125	5-15R	For SPT Cord	Brown	78B
				Ivory	78V
15	250	6-15R	For SPT Cord	Brown	74B*
				Ivory	74V*

2P2W Triplex

Rating A	V	NEMA	Description	Color	Catalog No.
15	125	1-15R	For SPT Cord	Brown	743B
				Ivory	743V
15	125	1-15R	For SPT Cord	Brown	746B†
				Ivory	746V†


2P2W Duplex

Rating A	V	NEMA	Description	Color	Catalog No.
15	125	1-15R	For SPT Cord	Brown	79B*
				Ivory	79V*

†UL component recognized
*Not CSA



78



743



79



1-15R



5-15R



6-15R



INDUSTRIAL
COMMERCIAL
RESIDENTIAL

A-19 STRAIGHT BLADE RECEPTACLES

TESTING & CODE COMPLIANCE

- UL Listed to 498 (file no. E15058).
- CSA (file no. 6914 (6233-01)).
- Meets all CSA requirements, C22.2 no. 42.
- NOM certified, except as noted.

MATERIAL CHARACTERISTICS

Meets flammability requirements per UL 94, VO rated. Temperature Rating: -20°C to 60°C.



Snap-In Receptacles

2 Pole, 3 Wire Grounding
15A 125V


Snap-In Receptacles

FEATURES


- Heavy spring brass contacts integral with terminals.
- Smooth, thermoset face resists scratching.
- Quick connect terminals are standard 0.25" (6.35mm).
- Wire leads are 6" (152.4mm) long, 105°C, #14 line, #16 grounding, pre-stripped 0.75" (19.05mm).
- Slotted terminals are lay-in design ready for solder.
- Integral snap-in clamps accept 0.032" (0.794mm) to 0.070" (1.778mm) range of panel thicknesses.†
- Cut out for 49 is 0.968" (24.59mm) x 0.968" (24.59mm).



4070-6



49-81



49-7

Large Face

Description	Color	Catalog No.		
		Quick Connect with Screw Terminal	Grounding Solder	Parallel
Single/Plastic Back & Clips	Black	4067BK	—	—
Single/Fiber Back & Steel Clips	Black	4067-01BK*	—	—
Duplex/Plastic Back & Clips	Black	—	4070-6BK	Lay-In
	White	—	—	4070-4W

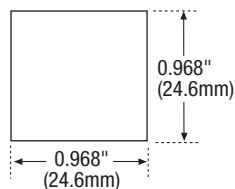
Square

Description	Color	Catalog No.			
		Quick Connect with Screw Terminal Grounding	Wire Leads	Parallel Quick Conn.	90 Degree Quick Conn.
Single/Fiber Back/Steel Clips	Black	—	—	—	49-81BK
	White	—	—	—	49-81W
Single/Plastic Back & Clips	Black	49BK	49-2BK	49-7BK	49-8BK
	White	49W	49-2W	—	—
Single/Fiber Back/Steel Clips	Black	49-01BK*	49-21BK*	—	—

*Not NOM

†For special panel thicknesses, consult factory

Panel Cutout 49



Panel Thickness **0.032" - 0.070"**

Snap-In Receptacles

2 Pole, 3 Wire Grounding
15A 125V



Snap-In Receptacles



FEATURES

- Heavy spring brass contacts integral with terminals.
- Smooth, thermoset face resists scratching.
- Quick connect terminals are standard 0.25" (6.35mm).
- Wire leads are 6" (152.4mm) long, 105°C, #14 line, #16 grounding, pre-stripped 0.75" (19.05mm).
- Slotted terminals are lay-in design ready for solder.
- Integral snap-in clamps accept 0.032" (0.794mm) to 0.070" (1.778mm) range of panel thicknesses.†
- Cut out for 67 is 0.77" (19.56mm) x 1.07" (27.18mm).

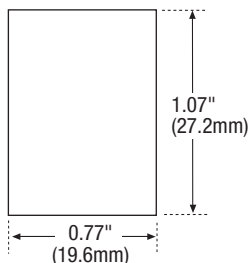
Square

Description	Color	Quick Connect with Screw Terminal Grounding		Catalog No. Quick Connect with Wire Lead Grounding		Parallel Quick Conn.
		Solder	Wire Leads	Wire Leads	Wire Leads	
Single/Fiber Back & Steel Clips	Black White	—	—	—	67-21BK	—
Single/Plastic Back & Clips	Black White	67BK 67W	—	—	67-3W**	67-7BK*
Single/Fiber Back & Steel Clips	Black	67-01BK*	—	67-31BK*	—	—
Plug	Black	—	4049BK	—	—	—
	Black	—	—	—	4049-2BK*	—

*Not NOM
†For special panel thicknesses, consult factory
**By Special Order



Panel Cutout 67



Panel Thickness **0.032" - 0.070"**

INDUSTRIAL
COMMERCIAL
RESIDENTIAL

A-20 STRAIGHT BLADE RECEPTACLES

TESTING & CODE COMPLIANCE

- UL Listed to 498 (file no. E15058).
- CSA (file no. 6914 (6233-01)).
- Meets all CSA requirements, C22.2 no. 42.
- NOM certified, except as noted.

MATERIAL CHARACTERISTICS

Meets flammability requirements per UL 94, VO rated.
Temperature Rating:
-40°C to 65°C.



INDUSTRIAL
COMMERCIAL
RESIDENTIAL


A-21 STRAIGHT BLADE RECEPTACLES

TESTING & CODE COMPLIANCE


- UL Listed: 1263, 1231, 1233: (file no. E15058), CSA file 6914 (6233-01), 83 & 41: UL (file no. E15012), CSA file 2081 (6221-02), 5716N to 498, meets UL Federal Spec. WC-596 (file no. E2369).
- CSA Certified to C22.2 no. 42.
- NOM Certified, except as noted.

MATERIAL CHARACTERISTICS


Temperature Rating: -20°C (without impact) to 75°C max. continuous. 5716N: V2 rated; -40°C (without impact) to 105°C max. continuous.



1263



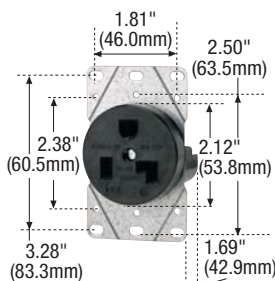
1264



1231



41



5716N

Commercial Specification Grade Straight Blade Power Devices

2 Pole, 3 Wire Grounding
NEMA TT-30, 5-30
30A 125V

Power Devices

FEATURES

- Heavy gauge steel mounting strap zinc-plated for corrosion resistance.
- Receptacles for use with copper or aluminum wire.
- Surface receptacles have patented lay-in terminals and accept up to #4 wire.
- Universal plugs include blades for 30A configurations.
- Surface receptacles 0.75" (19.05mm) and 1.0" (25.4mm) concentric knockouts and adjustable cord clamp allow for wiring from bottom or back.
- Flush receptacles fit one or two gang enclosures.
- High strength glass reinforced nylon body resists breakage in high abuse areas for Catalog No. 5716N.

NEMA TT-30 Rating 30A 125V

Receptacles

Description	Color	Catalog No.
Flush	Brown	1263*
Panel Mount (by special order only)	Brown	U1263*

*Not NOM

Plugs

Description	Color	Catalog No.
Angle Travel Trailer	Black	83

Adapter

Description	Color	Catalog No.
Travel Trailer Plug to Female Receptacle - 15A or 20A 125V NEMA 5-15R or 5-20R	Black	1264†

†1264 is not CSA approved

NEMA 5-30 Rating 30A 125V

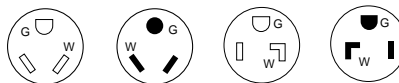
Receptacles

Description	Color	Catalog No.
Surface	Black	1231†
Flush	Black	5716N
Flush	Brown	1233

Plugs

Description	Color	Catalog No.
Angle Universal - Vinyl	Black	41

†Not UL Listed



TT-30R

TT-30P

5-30R

5-30P

Commercial Specification Grade Straight Blade Power Devices

2 Pole, 3 Wire Grounding
NEMA 5-50, 6-30
50A 125V, 30A 250V



INDUSTRIAL
COMMERCIAL
RESIDENTIAL

A-22 STRAIGHT BLADE RECEPTACLES

TESTING & CODE COMPLIANCE

- Listed to UL 498 & meets Federal Spec. WC-596 (file no. E2369) except as noted.
- Receptacles: (file no. E15058);
- Plugs: (file no. E15012).
- CSA Certified to C22.2 no. 42 (file no. LR7087);
- Plugs: (file no. 2081 (6221-02)),
- Receptacle: (file no. 6914 (6233-01)).
- NOM Certified

MATERIAL CHARACTERISTICS

Temperature Rating:
-20°C (without impact) to 75°C max. continuous.
5700N, V2 rated;
-40°C (without impact) to 105°C max. continuous.

Power Devices

FEATURES

- Heavy gauge steel mounting strap zinc-plated for corrosion resistance.
- Receptacles for use with copper or aluminum wire.
- Surface receptacles have patented lay-in terminals and accept up to #4 wire.
- Universal plugs include blades for 50A configurations.
- Surface receptacles 0.75" (19.05mm) and 1.0" (25.4mm) concentric knockouts and adjustable cord clamp allow for wiring from bottom or back.
- Flush receptacles fit one or two gang enclosures.
- High strength glass reinforced nylon body resists breakage in high abuse areas for Catalog No. 5700N.

NEMA 5-50 Rating 50A 125V

Receptacles

Description	Color	Catalog No.
Surface	Black	1251
Flush	Brown	1253

Plugs

Description	Color	Catalog No.
Angle Universal - Vinyl	Black	41

NEMA 6-30 Rating 30A 250V


Receptacles

Description	Color	Catalog No.
Surface	Black	1232
Flush	Black	5700N
Flush	Brown	1234
Flush with 1 Gang Brass Finish Wallplate	Brown	4234*

*Not NOM

Plugs

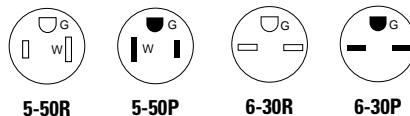
Description	Color	Catalog No.
Angle Universal - Vinyl	Black	42



1253



41





INDUSTRIAL
COMMERCIAL
RESIDENTIAL

A-23 STRAIGHT BLADE RECEPTACLES

TESTING & CODE COMPLIANCE

- Listed to UL 498 & meets Federal Spec. WC-596 (file no. E2369) except as noted.

Receptacles:
(file no. E15058);

Plugs:
(file no. E15012).

- CSA Certified to C22.2 no. 42

(file no. LR7087);

Plugs:
(file no. 2081

(6221-02),

Receptacle:
(file no. 6914

(6233-01).

- NOM Certified.

MATERIAL CHARACTERISTICS

Temperature Rating:

-20°C (without impact) to 75°C

max. continuous. 5795N and 5709N:

V2 rated; -40°C (without impact) to 105°C max. continuous.



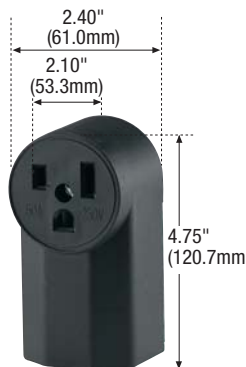
Commercial Specification Grade Straight Blade Power Devices

2 Pole, 3 Wire Grounding
NEMA 6-50, 7-30,
50A 250V, 30A 277V.

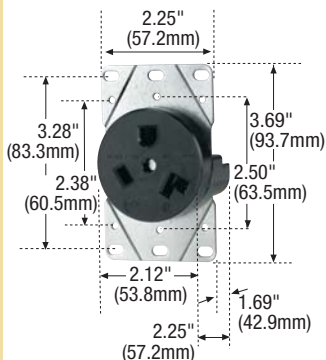
Power Devices

FEATURES


- Heavy gauge steel mounting strap zinc-plated for corrosion resistance.
- Receptacles for use with copper or aluminum wire.
- Surface receptacles have patented lay-in terminals and accept up to #4 wire.
- Universal plugs include blades for 50A configurations.
- Surface receptacles 0.75" (19.05mm) and 1.0" (25.4mm) concentric knockouts and adjustable cord clamp allow for wiring from bottom or back.
- Flush receptacles fit one or two gang enclosures.
- High strength glass reinforced nylon body resists breakage in high abuse areas for Catalog No. 5795N and 5709N.



1252



5795N



42

NEMA 6-50 Rating 50A 250V

Receptacles

Description	Color	Catalog No.
Surface	Black	1252
Flush	Black	5709N
Flush	Brown	1254*

*Not NOM

Plugs

Description	Color	Catalog No.
Angle Universal - Vinyl	Black	42

NEMA 7-30 Rating 30A 277V

Receptacles

Description	Color	Catalog No.
Flush	Black	5795N



6-50R



6-50P



7-30R



7-30P

Commercial Specification Grade Straight Blade Power Devices

3 Pole, 3 Wire Non-Grounding
NEMA 10-20, 10-30
20A 125/250V
30A 125/250V



INDUSTRIAL
COMMERCIAL
RESIDENTIAL

A-24
STRAIGHT BLADE
RECEPTACLES




TESTING & CODE COMPLIANCE
· UL file:
Receptacles:
(file no. E15058);
Plugs:
(file no. E15012).
· NOM Certified.

MATERIAL CHARACTERISTICS
Temperature Rating:
-20°C (without impact) to 75°C max. continuous.

Power Devices

FEATURES

- Heavy gauge steel mounting strap zinc-plated for corrosion resistance.
- Receptacles for use with copper or aluminum wire.
- Surface receptacles have patented lay-in terminals and accept up to #4 wire.
- Universal plugs include blades for 30A configurations.
- Surface receptacles 0.75" (19.05mm) and 1.0" (25.4mm) concentric knockouts and adjustable cord clamp allow for wiring from bottom or back.
- Flush receptacles fit one or two gang enclosures.



NEMA 10-20 Rating 20A 125/250V

Receptacles

Description	Color	Catalog No.
Flush	Brown	805B*
	Ivory	805V*

*Not CSA approved

Plugs

Description	Color	Catalog No.
Armored Vinyl	Yellow	2836

NEMA 10-30 Rating 30A 125/250V

Receptacles

Description	Color	Catalog No.
Surface	Black	125
Flush	Brown	38B

Plugs

Description	Color	Catalog No.
Angle Universal - Vinyl	Black	80



10-20R



10-20P



10-30R



10-30P



Commercial Specification Grade Straight Blade Power Devices

3 Pole, 3 Wire Non-Grounding
NEMA 10-50
50A 125/250V

INDUSTRIAL
COMMERCIAL
RESIDENTIAL


A-25 STRAIGHT BLADE RECEPTACLES

TESTING & CODE COMPLIANCE

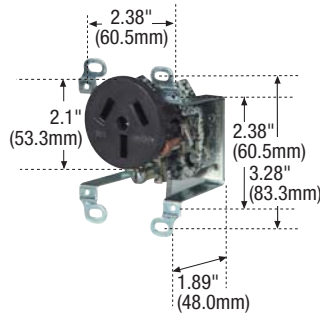
- UL file:
- Receptacles:
(file no. E15058);
- Plugs:
(file no. E15012).
- NOM Certified.

MATERIAL CHARACTERISTICS


Temperature Rating:
-20°C (without
impact) to 75°C max.
continuous. 7985N:
V2 rated; -40°C
(without impact)
to 105°C max.
continuous.



32B



122B



7985N

Power Devices

FEATURES

- Heavy gauge steel mounting strap zinc-plated for corrosion resistance.
- Receptacles for use with copper or aluminum wire.
- Surface receptacles have patented lay-in terminals and accept up to #4 wire.
- Universal plugs include blades for 50A configurations.
- Surface receptacles 0.75" (19.05mm) and 1" (25.4mm) concentric knockouts and adjustable cord clamp allow for wiring from bottom or back.
- Flush receptacles fit one or two gang enclosures.
- High strength glass reinforced nylon body resists breakage in high abuse areas for Catalog No. 7985N.

NEMA 10-50 Rating 50A 125/250V

Receptacles

Description	Color	Catalog No.
Surface	Black	112BK
Flush	Black	7985N
Flush	Brown	32B
Flush Off Center	Brown	122B

Plugs

Description	Color	Catalog No.
Angle Universal - Vinyl	Black	80



10-50R



10-50P

Commercial Specification Grade Straight Blade Power Devices

3 Pole, 4 Wire Grounding
NEMA 14-20,14-30,
20A 125/25V,
30A 125/250V



INDUSTRIAL
COMMERCIAL
RESIDENTIAL

A-26 STRAIGHT BLADE RECEPTACLES

TESTING & CODE COMPLIANCE

- UL file: Receptacles: (file no. E15058); 21: UL and cUL, (file no. E15012).
- CSA (file no. 6914 (6233-01))
- Meets all CSA requirements, C22.2 no. 42.
- NOM Certified, except as noted.


MATERIAL CHARACTERISTICS

Temperature Rating:
-20°C (without impact) to 75°C max. continuous.
5744N:
-40°C (without impact) to 105°C max. continuous.

Power Devices

FEATURES

- Heavy gauge steel mounting strap zinc-plated for corrosion resistance.
- Receptacles for use with copper or aluminum wire.
- Surface receptacles have patented lay-in terminals and accept up to #4 wire.
- Universal plugs include blades for 30A or 50A configurations.
- Surface receptacles 0.75" (19.05mm) and 1" (25.4mm) concentric knockouts and adjustable cord clamp allow for wiring from bottom or back.
- Flush receptacles fit one or two gang enclosures.
- High strength glass reinforced nylon body resists breakage in high abuse areas for Catalog No. 5744N.



1167



57



21

NEMA 14-20 Rating 20A 125/250V

Receptacles

Description	Color	Catalog No.
Single, Bakelite, Back and Side Wired	Black	5759*

*UL498 Listed (File No. E140596)

NEMA 14-30 Rating 30A 125/250V

Receptacles

Description	Color	Catalog No.
Surface	Black	1225
On 4.6875" (119.06mm) Steel Cover	Black	1167
Flush	Black	5744N
Flush	Black	1257
Panel Mount	Black	57

Plugs

Description	Color	Catalog No.
Angle Universal - Plastic	Black	21



14-20R



14-20P



14-30R



14-30P



INDUSTRIAL
COMMERCIAL
RESIDENTIAL

A-27 STRAIGHT BLADE RECEPTACLES

TESTING & CODE COMPLIANCE

- UL file:
- Receptacles:
(file no. E15058);
21: UL and cUL,
(file no. E15012).
- CSA (file no. 6914
(6233-01)).
- Meets all CSA
requirements,
C22.2 no. 42.
- NOM Certified,
except as noted.

MATERIAL CHARACTERISTICS

Temperature Rating:
-20°C (without
impact) to 75°C
max. continuous.
5754N, 8430N
and 8450N:
-40°C (without
impact) to 105°C
max. continuous.



Commercial Specification Grade Straight Blade Power Devices

**3 Pole, 4 Wire Non-Grounding
NEMA 14-50, 15-30, 15-50
50A 125/250V
30A 250/3Ø
50A 250/3Ø**


Power Devices

FEATURES

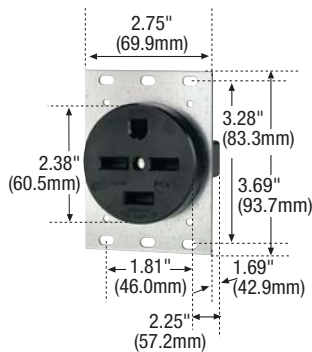
- Heavy gauge steel mounting strap zinc-plated for corrosion resistance.
- Receptacles for use with copper or aluminum wire.
- Surface receptacles have patented lay-in terminals and accept up to #4 wire.
- Universal plugs include blades for 30A or 50A configurations.
- Surface receptacles 0.75" (19.05mm) and 1" (25.4mm) concentric knockouts and adjustable cord clamp allow for wiring from bottom or back.
- Flush receptacles fit one or two gang enclosures.
- High strength glass reinforced nylon body resists breakage in high abuse areas for Catalog No. 5754N, 8430N and 8450N.



1212



1258



8430N

NEMA 14-50 Rating 50A 125/250V

Receptacles

Description	Color	Catalog No.
Surface	Black	1212
On 4.6875" (119.06mm) Steel Cover	Black	1168
Flush	Black	5754N
Flush	Black	1258
Panel Mount	Black	58

Plugs

Description	Color	Catalog No.
Angle Universal - Plastic	Black	21

NEMA 15-30 Rating 30A 250V 3Ø

Receptacles

Description	Color	Catalog No.
Flush	Black	8430N

NEMA 15-50 Rating 50A 250V 3Ø

Receptacles

Description	Color	Catalog No.
Flush	Black	8450N



14-50R



14-50P



15-30R



15-30P



15-50R



15-50P

Commercial Specification Grade Straight Blade Power Devices

3 Pole, 4 Wire Grounding
NEMA 14-60, 15-60
60A 125/250V
60A 250V 3Ø



INDUSTRIAL
COMMERCIAL
RESIDENTIAL

A-28 STRAIGHT BLADE RECEPTACLES

TESTING & CODE COMPLIANCE

- UL file: Receptacles: (file no. E15058); 20: UL and cUL, (file no. E15012).
- CSA (file no. 6914 (6233-01)).
- Meets all CSA requirements, C22.2 no. 42.
- NOM Certified, except as noted.

MATERIAL CHARACTERISTICS

Meets flammability requirements per UL 94, 8460N and 9460N: V2 rated. Temperature Rating: -20°C (without impact) to 75°C max. continuous. 8460N and 9460N: -40°C (without impact) to 105°C max. continuous.

Power Devices

FEATURES

- Heavy gauge steel mounting strap zinc-plated for corrosion resistance.
- Receptacles for use with copper or aluminum wire.
- Universal plugs include blades for 30A or 50A configurations.
- Flush receptacles fit one or two gang enclosures.
- High strength glass reinforced nylon body resist breakage in high abuse areas for Catalog. No. 9460N and 8460N.

NEMA 14-60 Rating 60A 125/250V

Receptacles

Description	Color	Catalog No.
Flush	Black	9460N
On 4.6875" (119.06mm) Steel Cover	Black	1170
Panel Mount	Black	60


Plugs

Description	Color	Catalog No.
Angle - Plastic	Black	20

NEMA 15-60 Rating 60A 250V 3Ø

Power Receptacles


Description	Color	Catalog No.
Flush Mounting	Black	8460N



1170



20



8460N



14-60R



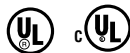
14-60P



15-60R



15-60P



Commercial Specification Grade Straight Blade Power Devices

4 Pole, 4 Wire Non-Grounding
NEMA 18-60,
60A 3ØY 120/208V
Wallplate Guide

Power Devices

FEATURES

- Heavy gauge steel mounting strap zinc-plated for corrosion resistance.
- Receptacles for use with copper or aluminum wire.
- High strength glass reinforced nylon body resist breakage in high abuse areas for Cat. No. 5515N.

INDUSTRIAL
COMMERCIAL
RESIDENTIAL


A-29 STRAIGHT BLADE RECEPTACLES

TESTING & CODE COMPLIANCE

- UL file:
- Receptacles:
(file no. E15058;
19: UL and cUL,
(file no. E15012)
- CSA (file no. 6914
(6233-01)).
- Meets all CSA
requirements,
C22.2 no. 42,
· NOM Certified,
except as noted,

MATERIAL CHARACTERISTICS

Meets flammability
requirements
per UL 94,
5515N: V2 rated.
Temperature Rating:
-20°C (without
impact) to 75°C
max. continuous.
5515N:
-40°C (without
impact) to 105°C
max. continuous.



1169



19

NEMA 18-60 Rating 60A 3ØY 120/208V

Receptacles

Description	Color	Catalog No.
Flush	Black	5515N*
On 4.6875" (119.06mm) Steel Cover	Black	1169*
Panel Mount	Black	59

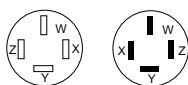
*Not CSA or NOM

Plugs

Description	Color	Catalog No.
Angle - Plastic	Black	19

Wallplate Guide for Power Devices

Power Device Catalog No.	Wallplate Catalog No.
32, 38, 1233, 1234, 1253, 1254, 1257, 1258, 1263, 5700N, 5709N, 5716N, 5795N, 7985N	39CH, 68, 2068, 2168, 5068, 93221, 93227
5515N, 5744N, 5754N, 8430N, 8450N, 8460N, 9460N	69, 5169, 93223
122	192



18-60R

18-60P

Clock Hanger Receptacles, Floor Box Assemblies and Display Receptacles

2 Pole, 3 Wire Grounding
15A 125V, 20A 125V
15A 250V, 20A 250V



Clock Hanger Receptacles


FEATURES

- Single receptacle on recessed wallplate with integral hook.
- High impact and chemical-resistant nylon face.
- 0.035" (8.73mm) galvanized steel, wrap-around yoke mounting strap for superior assembly security.

Single Receptacle – Back and Side Wire

Rating A	V/AC	NEMA	Description	Receptacle Color	Catalog No.
15	125	5-15R	Clock Hanger with Thermoplastic Wallplate	Ivory	775V
15	125	5-15R	Clock Hanger with Type 302 Stainless Steel Wallplate	Ivory	93632*

* Not CSA listed, not NOM.



775



93632

Floor Box Assembly & Display Receptacle

FEATURES

- Floor box assembly includes heavy-duty single receptacle on recessed mounting strap, 18 cu. in. steel back box, 0.050" (12.70mm) solid brass cover, gasket, and threaded brass closure cap with watertight neoprene rubber "O" ring.
- Display receptacle includes all of the above, less steel back box, gasket and "O" ring.

Single Receptacle – Back and Side Wire

Rating A	V/AC	NEMA	Description	Catalog No.
15	125	5-15R	Floor Box Assembly*	5797FBA
15	125	5-15R	Display Receptacle**	5797
			Replacement Brass Cap	5797RC
			Replacement "O" Ring	5797RR

* Floor box assembly is UL514C Scrub Water Tested and cUL listed, and when properly installed fully complies with NEC Art. 370.27(b).

** Display receptacle is intended for dry location, above-floor use only.



5797FBA

INDUSTRIAL
COMMERCIAL
RESIDENTIAL

A-30
STRAIGHT BLADE
RECEPTACLES

TESTING & CODE COMPLIANCE

- UL file: Receptacles: UL Listed, (file no. E15058), 5797FBA meets UL514C.
- CSA file 6914 (6233-01)
- Meets all CSA requirements, C22.2 no. 42, except as noted.
- 5797FBA is cUL listed.
- NOM certified, except as noted.

MATERIAL CHARACTERISTICS

Meets flammability requirements per UL 94, VO rated. Temperature Rating: -40°C to 65°C.



5-15R

Decorator Devices

B

Commercial Specification Grade Switches	B-1, B-3
Standard Grade Switches	B-2
Hospital Grade Straight Blade Receptacles	B-4
Industrial Specification Grade Straight Blade Receptacles	B-5
Industrial Specification Grade Receptacles	B-6
Commercial Specification Grade Straight Blade Receptacles	B-7
Standard Grade Receptacles	B-8
Commercial Specification Grade Combination Devices	B-9, B-10
Industrial Specification Grade Stainless Steel Wallplates	B-11
Commercial Specification Grade Solid Brass Wallplates	B-12
Commercial Specification Grade Thermoplastic Wallplates	B-13 – B-15
Sectional Thermoplastic Wallplates	B-16
Standard Grade Thermoset Wallplates	B-17 – B-19
Pre-Marked Special Use Plates	B-20



No enhancement speaks more clearly of quality construction than the appearance of our Decorator line of wiring devices. Their elegant looks and smooth operation draw immediate attention, adding style to any residence, office, commercial space, hospital or professional suite.

Some are more than just beautiful; they have brains, too. The microprocessor heart of our Smart Dimmer* products, for example, provides features and a level of lighting control no other manufacturer can match. And all include the many labor-saving innovations that make all our devices fast and easy to install.

Our complete line includes switches, receptacles, GFCIs*, TVSS devices*, dimmers*, fan speed controls*, occupancy sensors*, premise wiring devices*, and wallplates. Decorator designs accommodate every performance level, and our full palette of colors is the only one broad enough to include both the new light almond and traditional almond as well.

*Products are located in other sections of this catalog.



INDUSTRIAL
COMMERCIAL
RESIDENTIAL

B-Intro-1 DECORATOR DEVICES

Decorator Devices

Decorator Line

Cooper Wiring Devices offers a complete line of Decorator wiring devices for home, office, commercial and institutional applications. They are available in seven designer colors adding a touch of elegance to any setting. The modular design of these devices allows switches, receptacles, combination devices, slide dimmers and telephone jacks to fit in the same size wallplate opening.

The Cooper Wiring Devices Decorator Line consists of every product necessary to complete a residential or commercial

construction job or renovation. Under their sleek contemporary styling, each Decorator Line device is a high-quality product comparable technically to their similarly graded counterparts in the Cooper Wiring Devices industrial and institutional grade lines. These precision-made devices have been engineered to meet and exceed the most severe industry performance standards for long-term reliability and safety. All are UL Listed.

Colors: Almond, Black, Brown, Gray, Ivory, Light Almond, White

Switches

Cooper Wiring Devices offers a broad selection of single pole, double pole (plastic strap), three-way, four-way and lighted models. There's a choice of combination devices to

meet special needs with a stylish look – with many unique models and features available.

Straight Blade Receptacles

Decorator receptacles provide the high style perfect for creating a contemporary look in homes and offices. Their elegant styling is complemented by a rugged design that's built to handle the rigors of everyday use.

Installation features such as longer mounting straps and combination head mounting screws make these a contractor's favorite.

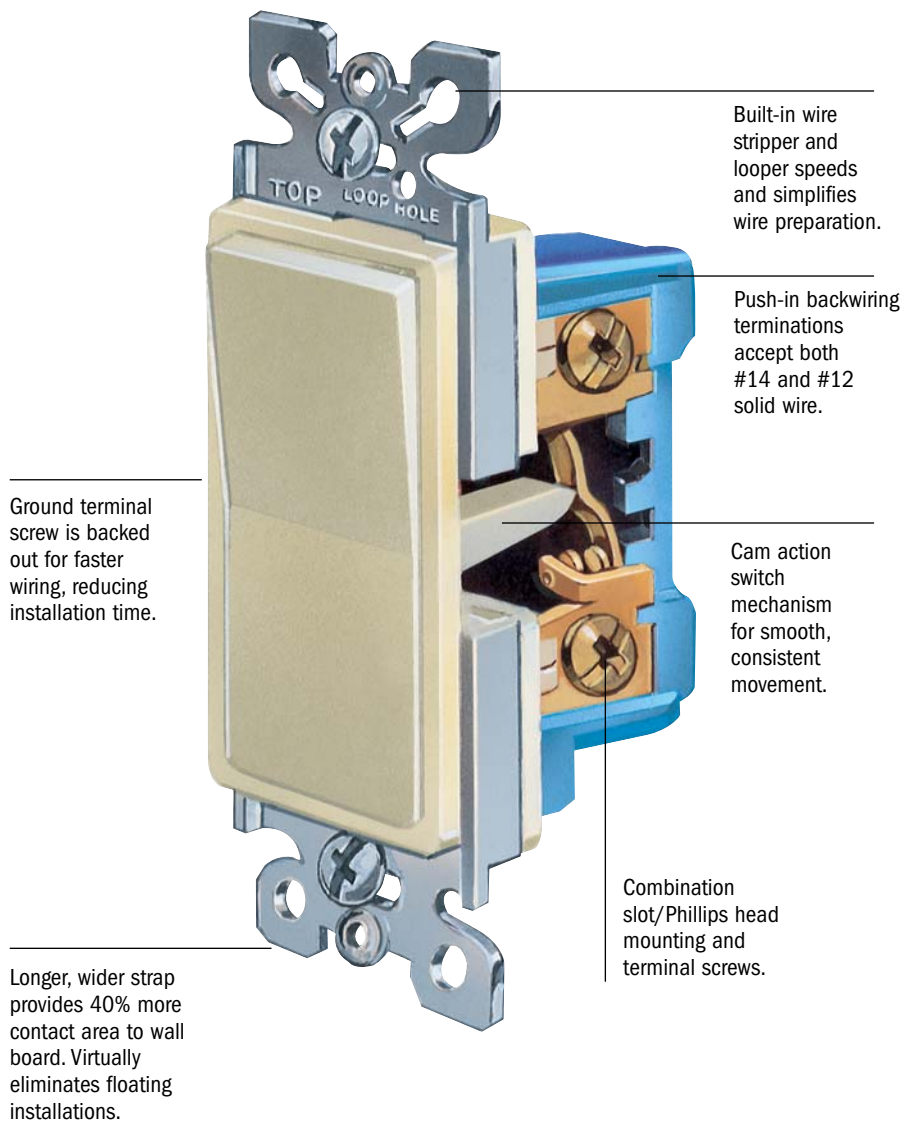
Wallplates

Cooper Wiring Devices' Decorator wallplates are available in Standard and Specification Grades, with a large selection from precision-

molded high-impact thermoplastic to stainless steel.

All of Cooper's Decorator devices are Underwriters Laboratories (UL) Listed. Many are also CSA certified or available as CSA certified. Please consult Cooper Wiring Devices customer service for availability.

Features and Benefits



INDUSTRIAL
COMMERCIAL
RESIDENTIAL

B-Intro-2
DECORATOR
DEVICES

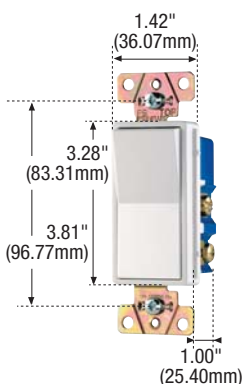


Decorator Commercial Specification Grade Switches

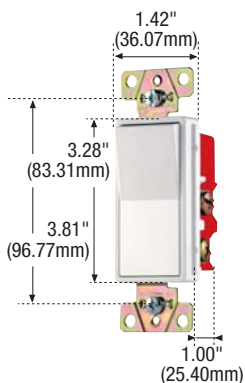
15, 20A 120/277V/AC
15, 20A 347V/AC

INDUSTRIAL
COMMERCIAL
RESIDENTIAL

B-1 DECORATOR DEVICES



DEC B115



DEC B320

TESTING & CODE COMPLIANCE

- UL Listed, meets all UL 20 requirements, (file no. E140597)
- CSA Certified to C22.2, no. 111 (file no. LR17446).

MATERIAL CHARACTERISTICS

Meets flammability requirements per UL94, V2 rated.
Temperature Rating: -20°C to 60°C.

AC Quiet Switches

FEATURES

- All thermoplastic; back body, frame and padle construction, to assure long life durability.
- Smooth, consistently quiet switch activation.
- Attractive framed rocker.
- Combination (slot/Phillips) head mounting and terminal screws ease installation.
- Automatic grounding system eliminates need for bonding jumper in grounded metal enclosure, provides redundant measure of ground continuity where jumper used.
- Lighted switches glow in “off” position.

Back and Side Wire

Rating A	V/AC	Color	Rating		Catalog No.	
			Single-Pole	Double-Pole	Three-Way	Four-Way
15	120/277	Brown	DEC B115B	DEC B215B	DEC B315B	DEC B415B
		Ivory	DEC B115V	DEC B215V	DEC B315V	DEC B415V
		White	DEC B115W	DEC B215W	DEC B315W	DEC B415W
		Gray	DEC B115GY	DEC B215GY	DEC B315GY	DEC B415GY
		Black	DEC B115BK	DEC B215BK	DEC B315BK	DEC B415BK
20	120/277	Brown	DEC B120B	DEC B220B	DEC B320B	DEC B420B
		Ivory	DEC B120V	DEC B220V	DEC B320V	DEC B420V
		White	DEC B120W	DEC B220W	DEC B320W	DEC B420W
		Gray	DEC B120GY	DEC B220GY	DEC B320GY	DEC B420GY
		Black	DEC B120BK	DEC B220BK	DEC B320BK	DEC B420BK
15	347	Ivory	DEC B115V347	—	DEC B315V347	—
		White	DEC B115W347	—	DEC B315W347	—
		Gray	DEC B115GY347	—	DEC B315GY347	—
20	347	Ivory	DEC B120V347	DEC B220V347	DEC B320V347	DEC B420V347
		White	DEC B120W347	DEC B220W347	DEC B320W347	DEC B420W347
		Gray	DEC B120GY347	DEC B220GY347	DEC B320GY347	DEC B420GY347
		Black	DEC B120BK347	DEC B220BK347	DEC B320BK347	DEC B420BK347
		Red	DEC B120RD347	DEC B220RD347	DEC B320RD347	DEC B420RD347

Back and Side Wire - Lighted

Rating A	V/AC	Color	Rating		Catalog No.	
			Single-Pole	Double-Pole	Three-Way	Four-Way
20	120/277	Ivory	DEC B120LV	—	DEC B320LV	—
		White	DEC B120LW	—	DEC B320LW	—

Decorator Standard Grade Switches

AC Quiet Switches
15A, 120/277V/AC



INDUSTRIAL
COMMERCIAL
RESIDENTIAL

B-2
DECORATOR
DEVICES

AC Quiet Switches

FEATURES

- Longer, wider strap provides 40% more contact area to wall board. Virtually eliminates floating installations.
- Patented built-in wire stripper for #14 and #12 wire to speed installation.
- Patented built-in wire looper for pre-looping.
- Industrial design cam action mechanism insures quiet switch action and consistent paddle height.
- Interlocking mounting strap and exclusive double riveting of switch for superior assembly security.
- Ground screw terminal standard.
- 120/277V/AC rating ideal for fluorescent lighting fixtures typical in commercial applications.
- Combination slot/Phillips head mounting and terminal screws ease installation with power screwdrivers. (Slot/Robertson screws in Canada where available).
- Push-in terminals accept #12 or #14 solid wire.
- Side wire terminals accept up to #10 solid or stranded wire.
- Three way switches feature additional push-in common termination for feed-through tapping.
- Lighted switches glow in "off" position.

Metal Strap - Side Wire and Push Wire

Rating A	V/AC	Color	Catalog No.		
			Single-Pole	Three-Way	Four-Way
15	120/277	Almond	6501A	6503A	6504A*
		Black	6501BK	6503BK	6504BK*
		Brown	6501B	6503B	6504B*
		Gray	6501GY	6503GY	6504GY*
		Ivory	6501V	6503V	6504V*
		Light Almond	6501LA	6503LA	6504LA*
		White	6501W	6503W	6504W*

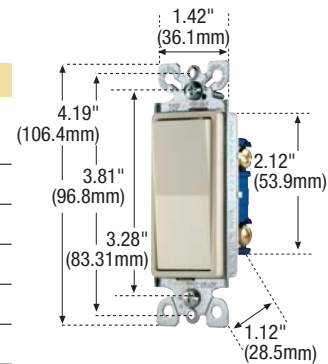
Lighted - Metal Strap - Side Wire and Push Wire

Rating A	V/AC	Color	Catalog No.		
			Single-Pole	Three-Way	Four-Way
15	120/277	Almond	6511A	6513A	—
		Ivory	6511V	6513V	—
		Light Almond	6511LA	6513LA	—
		White	6511W	6513W	—

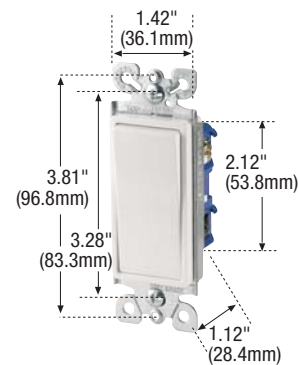
*Side wire only

Horsepower Rated for Motor Loads

	120V/AC	240V/AC	Max Amps
15A	1/2 HP	2 HP	12A
20A	1 HP	2 HP	16A



6501



6503

TESTING & CODE COMPLIANCE

- UL Listed, meets all UL 20 requirements, (file no. E18704)
- NOM Certified

MATERIAL CHARACTERISTICS

Meets flammability requirements per UL94, V2 rated.
 Temperature Rating:
 -20°C to 60°C.



Decorator Commercial Specification Grade Switches

AC Quiet Switches
20A, 120/277V/AC

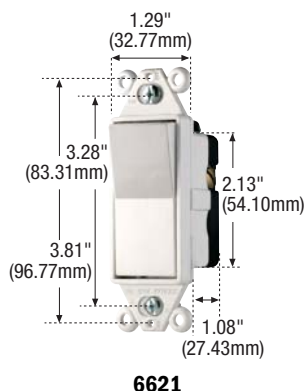
INDUSTRIAL
COMMERCIAL
RESIDENTIAL

B-3 DECORATOR DEVICES

AC Quiet Switches

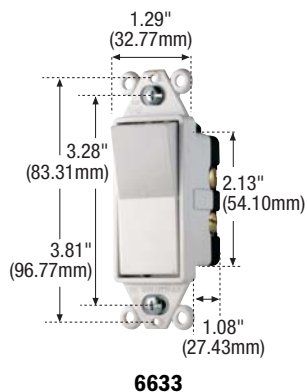
FEATURES

- High impact-resistant thermoplastic mounting strap.
- 120/277V rating ideal for fluorescent lighting fixtures typical in commercial applications.
- Spring-loaded ball mechanism for quiet, soft operation.
- Automatic ground and ground screw terminal standard.
- Combination slot/Phillips head mounting and terminal screws ease installation with power screwdrivers. (Slot/Robertson screws in Canada where available).
- Push-in terminals accept #12 or #14 solid wire.
- Side wire terminals accept up to #10 solid or stranded wire.
- Single pole and 3-way switches feature additional push-in common termination for feed-through tapping.
- Lighted switches glow in "off" position.



Plastic Strap - Side Wire and Push Wire

Rating A	V/AC	Color	Catalog No.		
			Single-Pole	Double Pole	Three-Way
20	120/277	Almond	6621A	—	6623A
		Brown	6621B	6622B	6623B
		White	6621W	6622W	6623W
		Gray	6621GY	6622GY	6623GY
		Light Almond	6621LA	—	6623LA
		Ivory	6621V	6622V	6623V



Lighted - Plastic Strap - Side Wire and Push Wire

Rating A	V/AC	Color	Catalog No.		
			Single-Pole	Double Pole	Three-Way
20	120/277	Almond	6631A	—	6633A
		Ivory	6631V	—	6633V
		Light Almond	6631LA	—	6633LA
		White	6631W	—	6633W

Horsepower Rated for Motor Loads

	120V/AC	240V/AC	Max Amps
15A	1/2 HP	2 HP	12A
20A	1 HP	2 HP	16A

TESTING & CODE COMPLIANCE

- UL Listed, meets all UL 20 requirements, (file no. E18704)
- NOM Certified

MATERIAL CHARACTERISTICS

Temperature Rating:
-40°C to 65°C.

Decorator Hospital Grade Straight Blade Receptacles

2P3W Grounding
15A 125V, 20A 125V
15A 250V, 20A 250V



INDUSTRIAL
COMMERCIAL
RESIDENTIAL

B-4 DECORATOR DEVICES

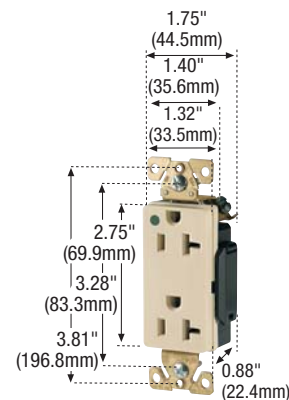
Duplex Receptacles

FEATURES

- Exclusive 5-leaf brass line contacts ensure lowest heat rise, smooth plug blade insertion, long-term retention and corrosion resistance.
- Rigid, glass reinforced nylon base lends ultimate strength and superior high heat resistance in contact carrier.
- Unique screw terminal guards provide fast, easy insulation from conductive surfaces.
- 0.050" (1.27mm) solid brass mounting strap with non-riveted, integral one-piece grounding system for highest durability – assures superior ground integrity under heaviest use.
- High impact and chemical-resistant nylon face.
- Tapered back wiring lead-in slots assist in gathering stranded wires for faster, more secure connections.
- All terminal (H-N-G) and mounting screws triple combination (slot/Phillips/Robertson) head for maximum installer flexibility.
- Long, broad mounting strap helps reach large panel cutouts for Code compliance.
- Automatic grounding system eliminates need for bonding jumper in grounded metal enclosure, provides redundant measure of ground continuity where jumper used.
- Long-life neon bulb in illuminated devices easily locates emergency circuits.

Back and Side Wire


Rating A	V/AC	NEMA	Color	Catalog No.	
				Duplex	Duplex Illuminated
15	125	5-15R	Black	8262BK	—
			Brown	8262B	—
			Gray	8262GY	8262LTGY
			Red	8262RD	8262LTRD
			Ivory	8262V	8262LTV
			White	8262W	8262LTW
20	125	5-20R	Black	8362BK	—
			Brown	8362B	—
			Gray	8362GY	8362LTGY
			Red	8362RD	8362LTRD
			Ivory	8362V	8362LTV
			White	8362W	8362LTW



8362

Back and Side Wire – Isolated Ground

Rating A	V/AC	NEMA	Color	Catalog No.
				Duplex
15	125	5-15R	Orange	IG8262RN
			Ivory	IG8262V
20	125	5-20R	Orange	IG8362RN
			Ivory	IG8362V



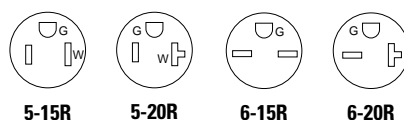
IG8262

TESTING & CODE COMPLIANCE

- Meets all UL 498 “Hospital Grade” requirements. (file no. E15058), Fed. Specs. WC-596G
- CSA Certified, (file no. 6914(6233-01))
- Meets all CSA requirements, C22.2 no. 42
- NOM Certified.

MATERIAL CHARACTERISTICS

Meets flammability requirements per UL94, V2 rated. Temperature Rating: -20°C to 70°C.





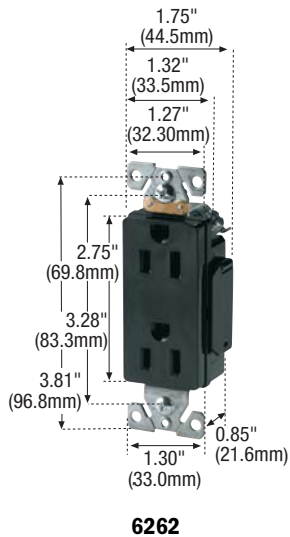
Decorator Industrial Specification Grade Straight Blade Receptacles

2P3W Grounding
15A 125V, 20A 125V
15A 250V, 20A 250V



INDUSTRIAL
 COMMERCIAL
 RESIDENTIAL

B-5 DECORATOR DEVICES



Duplex Receptacles

FEATURES

- Exclusive 5-leaf brass line contacts ensure lowest heat rise, smooth plug blade insertion and long-term retention.
- Exclusive 0.030" (0.76mm) solid brass, non-riveted, integral one-piece grounding shunt system assures ground integrity under heaviest use.
- Rigid, glass reinforced nylon base lends ultimate strength and superior high heat resistance in contact carrier.
- Unique screw terminal guards provide fast, easy insulation from conductive surfaces.
- High impact and chemical-resistant nylon face.
- Tapered back wiring lead-in slots assist in gathering stranded wires for faster, more secure connections.
- All terminal (H-N-G) and mounting screws triple combination (slot/Phillips/Robertson) head for maximum installer flexibility.
- Long, broad mounting strap helps reach large panel cutouts for Code compliance.
- Automatic grounding system eliminates need for bonding jumper in grounded metal enclosure, provides redundant measure of ground continuity where jumper used.

Back and Side Wire

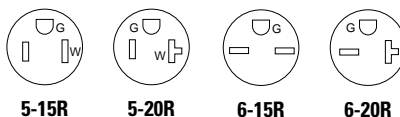
Rating A	V/AC	NEMA	Color	Catalog No.
15	125	5-15R	Almond	6262A
			Black	6262BK
			Brown	6262B
			Gray	6262GY
			Light Almond	6262LA
20	125	5-20R	Ivory	6262V
			White	6262W
			Almond	6362A
			Black	6362BK
			Gray	6362GY
15	250	6-15R	Light Almond	6362LA
			Ivory	6362V
			White	6362W
			Brown	6662B
			Gray	6662GY
20	250	6-20R	Ivory	6662V
			White	6662W
			Brown	6462B
			Gray	6462GY
			Ivory	6462V
			White	6462W

TESTING & CODE COMPLIANCE

- Meets all UL 498 requirements, (file no. E15058), Fed. Specs. WC-596G
- CSA Certified, (file no. 6914 (6233-01))
- Meets all CSA requirements, C22.2 no. 42
- NOM Certified.

MATERIAL CHARACTERISTICS

Meets flammability requirements per UL94, V2 rated. Temperature Rating: -20°C to 70°C.



Decorator Industrial Specification Grade Receptacles

Duplex Receptacles
2P3W Grounding
15A 125V, 20A 125V
15A 250V, 20A 250V



INDUSTRIAL
COMMERCIAL
RESIDENTIAL

B-6 DECORATOR DEVICES

TESTING & CODE COMPLIANCE

- Meets all UL 498 requirements, (file no. E15058), Fed. Specs. WC-596G.
- CSA Certified, (file no. 6914(6233-01)), Meets all CSA requirements C22.2 no. 42
- NOM Certified

MATERIAL CHARACTERISTICS


Meets flammability requirements per UL94, V2 rated. Temperature Rating: -20°C to 70°C.

Duplex Receptacles

FEATURES

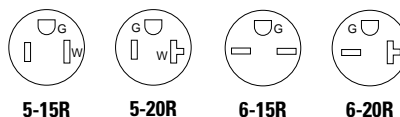
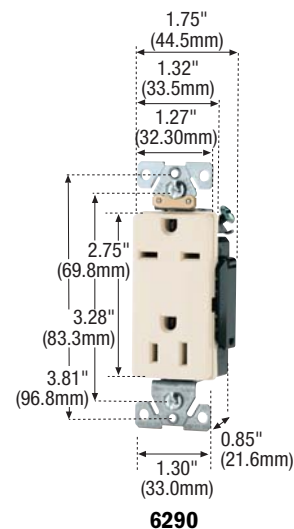
- Exclusive 5-leaf brass line contacts ensure lowest heat rise, smooth plug blade insertion and long-term retention.
- Exclusive 0.030" (0.76mm) solid brass, non-riveted, integral one-piece grounding shunt system assures ground integrity under heaviest use.
- Rigid, glass reinforced nylon base lends ultimate strength and superior high heat resistance in contact carrier.
- Unique screw terminal guards provide fast, easy insulation from conductive surfaces.
- High impact and chemical-resistant nylon face.
- Tapered back wiring lead-in slots assist in gathering stranded wires for faster, more secure connections.
- All terminal (H-N-G) and mounting screws triple combination (slot/Phillips/Robertson) head for maximum installer flexibility.
- Long, broad mounting strap helps reach large panel cutouts for Code compliance.
- Automatic grounding system eliminates need for bonding jumper in grounded metal enclosure, provides redundant measure of ground continuity where jumper used.

Side Wire					
Rating					
A	V/AC	NEMA	Description	Color	Catalog No.
15	125	5-15R	Duplex Receptacle	Brown	6242B
				Ivory	6242V
				White	6242W
20	125	5-20R	Duplex Receptacle	Brown	6342B
				Ivory	6342V
				White	6342W



Dual Voltage Duplex Receptacles

Dual Voltage - Back and Side Wire					
Rating					
A	V/AC	NEMA	Description	Color	Catalog No.
15	125	5-15R	Duplex Receptacle	Brown	6290B
	250	6-15R		Ivory	6290V
15	250	6-15R	Duplex Receptacle	White	6290W
				Brown	6390B
				Ivory	6390V
20	125	6-15R	Duplex Receptacle	White	6390W
	250	6-20R		Brown	6390B



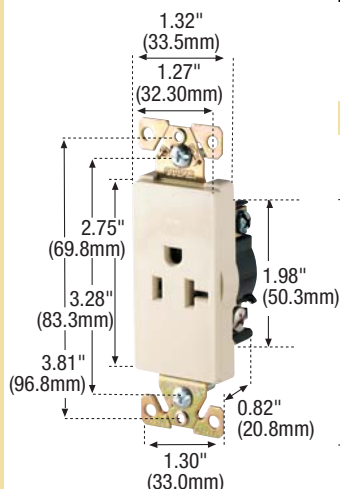


Decorator Commercial Specification Grade Straight Blade Receptacles

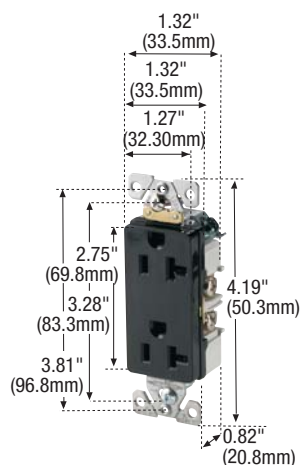
2P3W Grounding
15A 125V, 20A 125V

INDUSTRIAL
COMMERCIAL
RESIDENTIAL

B-7 DECORATOR DEVICES



6350



6352

Duplex and Single Receptacles

FEATURES

- Sturdy, compact design meets the demands of commercial spec grade performance.
- Excellent plug blade retention provided by triple-wipe 0.032" (0.81mm) triple-wipe brass line contacts and 0.050" (1.27mm) brass ground.
- High impact and chemical-resistant nylon face.
- 0.035" (0.89mm) galvanized steel, wrap-around yoke mounting strap for superior assembly security; extra length/width helps reach large panel cutouts for Code compliance.
- Automatic grounding system eliminates need for bonding jumper in grounded metal enclosure, provides redundant measure of ground continuity where jumper used.

Back and Side Wire

Rating A	V/AC	NEMA	Color	Catalog No.	
				Duplex	Single
15	125	5-15R	Almond	6252A	6250A
			Black	6252BK	6250BK
			Brown	6252B	6250B
			Gray	6252GY	6250GY
			Light Almond	6252LA	6250LA
			Red	—	6250RD
			Ivory	6252V	6250V
White	6252W	6250W			
20	125	5-20R	Almond	6352A	6350A
			Black	6352BK	6350BK
			Brown	6352B	6350B
			Gray	6352GY	6350GY
			Light Almond	6352LA	6350LA
			Red	—	6350RD
			Ivory	6352V	6350V
White	6352W	6350W			
15	250	6-15R	Almond	—	6650A
			Brown	—	6650B
			Ivory	—	6650V
			White	—	6650W
20	250	6-20R	Almond	—	6450A
			Brown	—	6450B
			Ivory	—	6450V
			White	—	6450W

TESTING & CODE COMPLIANCE

- UL Listed (file no. E15058).
- Meets all UL 498 requirements
- Meets all CSA requirements, C22.2 no.42 requirements
- CSA Certified (file no. 6914 (6233-01))
- NOM Certified.

MATERIAL CHARACTERISTICS

Flammability rating per UL94: V2 rated.
Temperature Rating:
-40°C to 70°C.



5-15R



5-20R

Decorator Standard Grade Receptacles

2P3W Grounding
15A 125V



INDUSTRIAL
COMMERCIAL
RESIDENTIAL

B-8 DECORATOR DEVICES

TESTING & CODE COMPLIANCE

- Meets all UL 498 requirements, (file no. E15058), Fed. Specs. WC-596G.
- CSA Certified, C22.2 no. 42.
- Standard Grade: (file no. 6914 (6233-01))
- NOM Certified

MATERIAL CHARACTERISTICS

Meets flammability requirements per UL94, V2 rated.
Temperature Rating:
Standard Grade
-40°C to 65°C.

Duplex Receptacles

FEATURES


- Longer, wider strap provides 40% more contact area to wall board. Virtually eliminates floating installations.
- Patented built-in wire stripper for #14 and #12 wire to speed installation.
- Patented built-in wire looper for pre-looping.
- Combination slot/Phillips head mounting and terminal screws ease installation with power screwdrivers. (Slot/Robertson screws in Canada where available).
- Terminal screws backed out – ready for wiring.
- Side wire terminals accept up to #10 solid or stranded wire.
- Push-in terminals accept #14 solid wire.

Side Wire and Push Wire

Rating				
A	V/AC	NEMA	Color	Catalog No.
15	125	5-15R	Almond	1107A
			Brown	1107B
			Gray	1107GY
			Ivory	1107V
			Light Almond	1107LA
			White	1107W

Automatic Grounding – Side Wire and Push Wire

Rating				
A	V/AC	NEMA	Color	Catalog No.
15	125	5-15R	Almond	1107-9A
			Black	1107-9BK
			Brown	1107-9B
			Gray	1107-9GY
			Ivory	1107-9V
			Light Almond	1107-9LA
			White	1107-9W



1107



5-15R

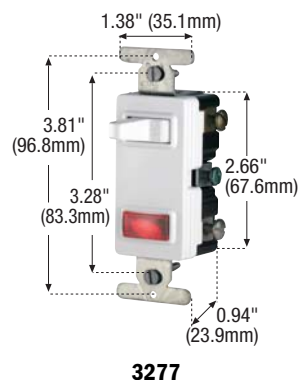




Decorator Commercial Specification Grade Combination Devices

Single Pole Switch with Second Device, Grounding

INDUSTRIAL
COMMERCIAL
RESIDENTIAL

B-9 DECORATOR DEVICES



Combination Devices

FEATURES

- Grounding terminal screw standard.
- Combination switch with additional switch has 120/277V/AC rating ideal for fluorescent lighting fixtures typical in commercial applications.
- Switches have break-off provision for wiring both devices on same circuit or on separate circuits.
- Receptacles have triple wiper line contacts and double wiper ground contacts to insure long-term plug retention.
- 0.050" (1.27mm) thick steel mounting strap zinc-plated for corrosion resistance.
- Combination slot/Phillips head mounting and terminal screws ease installation with power screwdrivers. (Slot/Robertson screws in Canada where available).
- Terminal screws backed out – ready for wiring.
- Side wire terminals accept up to #10 solid or stranded wire.
- Pilot light may be wired to indicate power on or power off (3277).

Single Pole Switch with Receptacle – Side Wire

Switch Rating	Receptacle Rating	Second Device Description	Color	Catalog No.
15A 120V/AC	15V 125V/AC	2P3W Grounding Receptacle	Almond	3274A
			Brown	3274B
			Ivory	3274V
			Light Almond	3274LA
			White	3274W

Single Pole Switch with Additional Switch – Side Wire

Switch Rating	Receptacle Rating	Second Device Description	Color	Catalog No.
15A 120/277V/AC	15A 120/277V/AC	Single Pole Switch	Almond	3271A
			Brown	3271B
			Ivory	3271V
			Light Almond	3271LA
			White	3271W
15A 120/277V/AC	15A 120/277V/AC	3-Way Switch	Almond	3275A
			Brown	3275B
			Ivory	3275V
			Light Almond	3275LA
			White	3275W

Single Pole Switch with Pilot Light – Side Wire

Switch Rating	Pilot Light Rating	Color	Catalog No.
15A 120V/AC	120V 75W	Almond	3277A
		Brown	3277B
		Ivory	3277V
		Light Almond	3277LA
		White	3277W

TESTING & CODE COMPLIANCE

- UL Listed (file no. E18704),
- Meet all CSA requirements C22.2 no. 42 and 111, certified, (file no. 10016 (6241-05)) for switches and pilot lights, (file no. 6914 (6233-01)) for receptacles
- NOM Certified

MATERIAL CHARACTERISTICS

Meets flammability requirements per UL94, V2 rated.
Temperature Rating: -20°C to 60°C.

Decorator Commercial Specification Grade Combination Devices

AC Quiet Switches
15A 120V/AC
15A 120/277V/AC



INDUSTRIAL
COMMERCIAL
RESIDENTIAL

B-10 DECORATOR DEVICES


Decorator Combination Devices

FEATURES

- Combination switch with additional switch has 120/277V/AC rating ideal for fluorescent lighting fixtures typical in commercial applications.
- Switches have break-off provision for wiring both devices on same circuit or on separate circuits.
- Receptacles have triple wipe line contacts and double wipe ground contacts to insure long-term plug retention.
- Grounding terminal screw standard.
- 0.050" (1.27mm) thick steel mounting strap zinc-plated for corrosion resistance.
- Combination slot/Phillips head mounting and terminal screws ease installation with power screwdrivers.
- Terminal screws backed out – ready for wiring.
- Side wire terminals accept up to #10 solid or stranded wire.

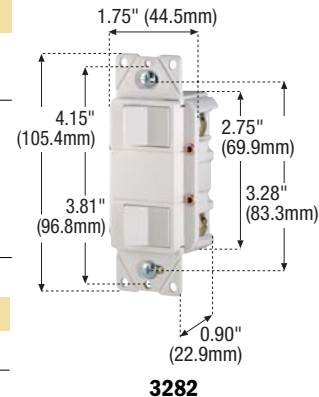
Three-Way Switch with Receptacle – Side Wire

Switch Rating	Receptacle Rating	Second Device Description	Color	Catalog No.
15A 120V/AC	15V 125V/AC	2P3W Grounding Receptacle	Almond	3293A
			Brown	3293B
			Ivory	3293V
			Light Almond	3293LA
			White	3293W



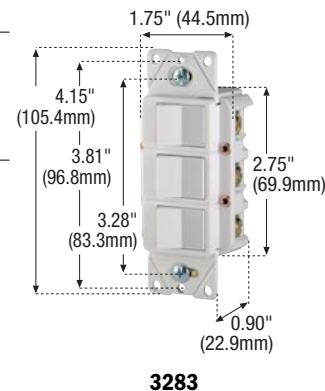
Three-Way Switch with Additional Switch – Side Wire

Switch Rating	Additional Switch Rating	Additional Switch Description	Color	Catalog No.
15A 120/277V/AC	15A 120/277V/AC	3-Way Switch	Almond	3276A
			Brown	3276B
			Ivory	3276V
			Light Almond	3276LA
			White	3276W



Single Pole Double and Triple Combination Switches - Side Wire and Push Wire

Switch Rating	Description	Color	Catalog No.
15A 120V/AC	2 Single Pole Switches	Almond	3282A
		Ivory	3282V
		Light Almond	3282LA
		White	3282W
15A 120V/AC	3 Single Pole Switches	Almond	3283A
		Ivory	3283V
		Light Almond	3283LA
		White	3283W



TESTING & CODE COMPLIANCE

- UL Listed, (file no. E18704)
- Meet all CSA requirements, C22.2 no. 42 and 111, (file no. 6914 (6233-04)) for receptacles, (file no. 10016 (6241-05)) for switches
- NOM Certified

MATERIAL CHARACTERISTICS

Temperature Rating:
-40°C to 60°C.



Decorator Industrial Specification Grade Stainless Steel Wallplates

Standard Size
Mid-Size
Oversize

INDUSTRIAL
COMMERCIAL
RESIDENTIAL

B-11 DECORATOR DEVICES

TESTING & CODE COMPLIANCE

- UL Listed, (file no. E92003)
- Meets current Federal Specifications as tested to UL 514
- Meets all CSA requirements, C22.2 no. 42.1, CSA (file no. 9294 (4413-02)).

MATERIAL CHARACTERISTICS


Type 304 Stainless Steel, non-magnetic, 0.032" (0.81mm) nominal thickness. Contains 18% chromium and 8% nickel for superior corrosion resistance.

Stainless Steel Wallplates

FEATURES

- All wallplates are of type 304 stainless steel alloy for superior non-magnetic corrosion-resistant properties.
- Plates are 0.032" (0.82mm) thick.
- Brushed satin finish resists finger marks.
- Mid-size wallplates are 0.375" (9.53mm) longer and wider than standard size to cover large wall board openings.
- Oversize wallplates are 0.750" (19.05mm) longer and wider than standard size to cover large wall board openings.
- Matching stainless steel mounting screws provided.

Standard Size



Description	Catalog No.		
	Standard	Mid-Size	Oversize
1 Gang	93401	93934	93834
2 Gang	93402	93935	—
3 Gang	93403	93936	—
4 Gang	93404	—	—
5 Gang	93405	—	—
6 Gang	93406	—	—
2 Gang Combination - Toggle and Decorator	93432	93937	—
3 Gang Combination - 2 Toggles and Decorator	93443	—	—

Decorator Commercial Specification Grade Solid Brass Wallplates

Standard Size



INDUSTRIAL
COMMERCIAL
RESIDENTIAL

B-12 DECORATOR DEVICES

TESTING & CODE COMPLIANCE

- UL and cUL Listed, (file no. E92003).
- Meets current Federal Specifications as tested to UL514.

MATERIAL CHARACTERISTICS

70/30 alloy #26C

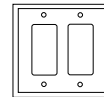
Solid Brass Wallplates

FEATURES

- Offers excellent strength and corrosion-resistant properties.
- Plates are 0.040" (1.02mm) thick.
- Matching brass-plated steel screws resist damage during installation.
- Transparent lacquer coating prevents oxidation, lowers maintenance.
- Elegant, low-luster satin finish resists finger marks.
- Polished, brass-mirror finish a stylish design accent.
- All plates are coated with crystal-clear, removable PVC to safeguard surface during handling and installation.

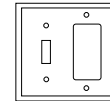
Decorator

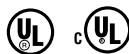
Description	Catalog No.	
	Satin	Polished
1 Gang	94401	64401
2 Gang	94402	64402



Combination

Description	Catalog No.	
	Satin	Polished
2 Gang Toggle and Decorator	94432	64432





Decorator Commercial Specification Grade Thermoplastic Wallplates

Standard Size

INDUSTRIAL
COMMERCIAL
RESIDENTIAL

B-13 DECORATOR DEVICES

TESTING & CODE COMPLIANCE

- UL and cUL Listed, UL (file no. E33216)
- Meets current Federal Specifications as tested to UL 514
- Meets all CSA requirements, C22.2 no. 42.1, CSA (file no. 9294 (4413-02)).

MATERIAL CHARACTERISTICS

Meets flammability requirements per UL 94, V2 rated.
Temperature Rating:
-40°C to 70°C.

Thermoplastic Wallplates

FEATURES

- High impact-resistant; non-flammable, unbreakable thermoplastic.
- Screw-Catch™ feature holds plate mounting screw captive for ease of installation.
- Flush-fitting, warp-resistant design.
- Matching mounting screws provided.

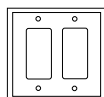
Standard Size

1 Gang Decorator



Color	Catalog No.
Almond	5151A
Brown	5151B
Black	5151BK
Blue	5151BL
Gray	5151GY
Red	5151RD
Light Almond	5151LA
Ivory	5151V
White	5151W


2 Gang Decorator



Color	Catalog No.
Almond	5152A
Brown	5152B
Black	5152BK
Gray	5152GY
Ivory	5152V
Light Almond	5152LA
White	5152W

Combination

2 Gang Decorator/Toggle



Color	Catalog No.
Almond	5153A
Brown	5153B
Black	5153BK
Gray	5153GY
Ivory	5153V
Light Almond	5153LA
White	5153W

Decorator Commercial Specification Grade Thermoplastic Wallplates

Mid-Size



INDUSTRIAL
COMMERCIAL
RESIDENTIAL

B-14 DECORATOR DEVICES

TESTING & CODE COMPLIANCE

- UL and cUL Listed, UL (file no. E33216)
- Meets current Federal Specifications as tested to UL 514
- Meets all CSA requirements, C22.2 no. 42.1, CSA (file no. 9294 (4413-02)).

MATERIAL CHARACTERISTICS

Meets flammability requirements per UL 94, V2 rated.
Temperature Rating:
-40°C to 70°C.

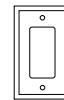
Thermoplastic Wallplates

FEATURES

- Mid-Size wallplates are 0.375" (9.53mm) longer and wider on all sides than standard to cover large wallboard openings.
- Assures NEC®-required gap coverage for most wallboard-to-box openings.
- Virtually unbreakable polycarbonate construction = high structural rigidity, long-term form retention.
- Screw-Catch™ feature holds plate mounting screw captive for ease of installation.
- Superior abrasion and impact resistance.
- Color-matched mounting screws captive in 1 and 2 gang plates for faster installation – helps eliminate lost screws on the job.

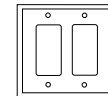
1 Gang Decorator

Color	Catalog No.
Almond	PJ26A
Brown	PJ26B
Black	PJ26BK
Blue	PJ26BL
Gray	PJ26GY
Red	PJ26RD
Ivory	PJ26V
Light Almond	PJ26LA
White	PJ26W



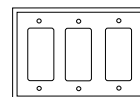
2 Gang Decorator

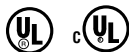
Color	Catalog No.
Almond	PJ262A
Brown	PJ262B
Black	PJ262BK
Blue	PJ262BL
Gray	PJ262GY
Orange	PJ262RN
Red	PJ262RD
Ivory	PJ262V
Light Almond	PJ262LA
White	PJ262W



3 Gang Decorator

Color	Catalog No.
Almond	PJ263A
Brown	PJ263B
Black	PJ263BK
Gray	PJ263GY
Ivory	PJ263V
Light Almond	PJ263LA
White	PJ263W





Decorator Commercial Specification Grade Thermoplastic Wallplates

Mid-Size

INDUSTRIAL
COMMERCIAL
RESIDENTIAL

B-15 DECORATOR DEVICES

TESTING & CODE COMPLIANCE

- UL and cUL Listed, UL (file no. E33216)
- Meets current Federal

Specifications as tested to UL 514
· Meets all CSA requirements, C22.2 no. 42.1, CSA (file no. 9294 (4413-02)).

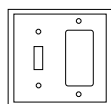
MATERIAL CHARACTERISTICS

Meets flammability requirements per UL 94, V2 rated.
Temperature Rating: -40°C to 70°C.

Thermoplastic Wallplates

FEATURES

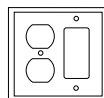
- Mid-Size wallplates are 0.375" (9.53mm) longer and wider on all sides than standard to cover large wallboard openings.
- Assures NEC-required gap coverage for most wallboard-to-box openings.
- Virtually unbreakable polycarbonate construction = high structural rigidity, long-term form retention.
- Screw-Catch™ feature holds plate mounting screw captive for ease of installation.
- Superior abrasion and impact resistance.
- Color-matched mounting screws captive in 1 and 2 gang plates for faster installation - helps eliminate lost screws on the job.



Combination

2 Gang Decorator/Toggle

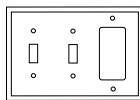
Color	Catalog No.
Almond	PJ126A
Brown	PJ126B
Black	PJ126BK
Gray	PJ126GY
Red	PJ126RD
Ivory	PJ126V
Light Almond	PJ126LA
White	PJ126W



Combination

2 Gang Decorator/Duplex

Color	Catalog No.
Almond	PJ826A
Brown	PJ826B
Black	PJ826BK
Gray	PJ826GY
Red	PJ826RD
Ivory	PJ826V
Light Almond	PJ826LA
White	PJ826W



3 Gang 2 Toggle/1 Decorator

Color	Catalog No.
Almond	PJ226A
Brown	PJ226B
Black	PJ226BK
Gray	PJ226GY
Red	PJ226RD
Ivory	PJ226V
Light Almond	PJ226LA
White	PJ226W

Decorator Sectional Thermoplastic Wallplates

Mid-Size



INDUSTRIAL
COMMERCIAL
RESIDENTIAL

B-16 DECORATOR DEVICES

TESTING & CODE COMPLIANCE

- UL and cUL Listed, UL (file no. E33216)
- Meets current Federal Specifications as tested to UL 514
- Meets all CSA requirements, C22.2 no. 42.1, CSA (file no. 9294 (4413-02)).

MATERIAL CHARACTERISTICS

Meets flammability requirements per UL 94, V2 rated.
Temperature Rating: -40°C to 70°C.

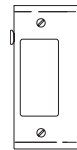
Sectional Wallplates for Multi-Gang Installation

FEATURES

- Easy to snap together and lock.
- Mid-size design to fit over most existing wall openings.
- Thermoplastic construction for durability and flexibility.
- Also available in Duplex receptacle, Toggle switch and Single power receptacle openings.
- Screws are already attached for easy mounting.
- Unique Screw-Catch™ feature holds mounting screw captive for easy installation.
- Available in Ivory and White.

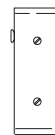
Decorator

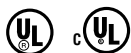
Description	Color	Catalog No.
Center Plate	Ivory	STC26V
	White	STC26W
End Plate	Ivory	STE26V
	White	STE26W



Blank Strap Mount - With Metal Yoke

Description	Color	Catalog No.
Center Plate	Ivory	STC14V
	White	STC14W
End Plate	Ivory	STE14V
	White	STE14W





Decorator Standard Grade Thermoset Wallplates

Standard Size

Thermoset Wallplates

FEATURES

- Non-flammable thermoset phenolic or urea.
- Matching mounting screws provided.
- Flush-fitting, warp-resistant design.

INDUSTRIAL
COMMERCIAL
RESIDENTIAL

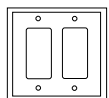
B-17 DECORATOR DEVICES



Standard Size

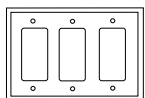
1 Gang

Color	Catalog No.
Almond	2151A
Black	2151BK
Brown	2151B
Gray	2151GY
Ivory	2151V
Light Almond	2151LA
White	2151W



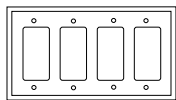
2 Gang

Color	Catalog No.
Almond	2152A
Black	2152BK
Brown	2152B
Gray	2152GY
Ivory	2152V
Light Almond	2152LA
White	2152W



3 Gang

Color	Catalog No.
Almond	2163A
Brown	2163B
Gray	2163GY
Ivory	2163V
Light Almond	2163LA
White	2163W



4 Gang

Color	Catalog No.
Almond	2164A
Brown	2164B
Ivory	2164V
Light Almond	2164LA
White	2164W

TESTING & CODE COMPLIANCE

- UL and cUL Listed, UL (file no. E33216)
- Meets current Federal Specifications as tested to UL 514
- Meets all CSA requirements, C22.2 no. 42.1, CSA (file no. 9294 (4413-02)).

MATERIAL CHARACTERISTICS

Temperature Rating:
-40°C to 65°C.

Decorator Standard Grade Thermoset Wallplates

Standard Size



INDUSTRIAL
COMMERCIAL
RESIDENTIAL

B-18 DECORATOR DEVICES

TESTING & CODE COMPLIANCE

- UL and cUL Listed, UL (file no. E33216)
- Meets current Federal Specifications as tested to UL 514
- Meets all CSA requirements, C22.2 no. 42.1, CSA (file no. 9294 (4413-02)).

MATERIAL CHARACTERISTICS

Temperature Rating:
-40°C to 65°C.

Thermoset Wallplates

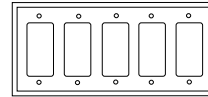
FEATURES

- Non-flammable thermoset phenolic or urea.
- Matching mounting screws provided.
- Flush-fitting, warp-resistant design.

Standard Size

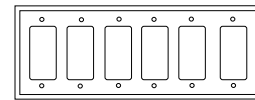
5 Gang

Color	Catalog No.
Almond	2165A
Brown	2165B
Ivory	2165V
Light Almond	2165LA
White	2165W



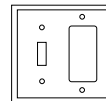
6 Gang

Color	Catalog No.
Almond	2166A
Brown	2166B
Ivory	2166V
Light Almond	2166LA
White	2166W



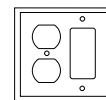
2 Gang Combination Toggle and Decorator

Color	Catalog No.
Almond	2153A
Brown	2153B
Ivory	2153V
Light Almond	2153LA
White	2153W



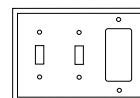
2 Gang Combination Duplex Receptacle and Decorator

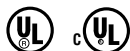
Color	Catalog No.
Almond	2157A
Ivory	2157V
Light Almond	2157LA
White	2157W



3 Gang Combination Two Toggles and Decorator

Color	Catalog No.
Almond	2173A
Ivory	2173V
Light Almond	2173LA
White	2173W





Decorator Standard Grade Thermoset Wallplates

Mid-Size
Oversize

Standard Grade Thermoset Wallplates

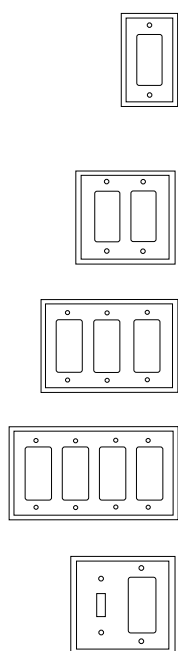
FEATURES

- Non-flammable phenolic or urea.
- Flush-fitting, warp-resistant design.
- Mid-Size wallplates are 0.375" (9.53mm) longer and wider than standard size to cover large wall board openings.
- Oversize wallplates are 0.75" (19.05mm) longer and wider than standard size to cover large wall board openings.
- Matching mounting screws provided.

INDUSTRIAL
COMMERCIAL
RESIDENTIAL

B-19 DECORATOR DEVICES

Mid-Size and Oversize



Description	Color	Catalog No.	
		Mid-Size	Oversize
1 Gang	Almond	2051A	—
	Brown	2051B	—
	Ivory	2051V	2751V
	Light Almond	2051LA	—
	White	2051W	2751W
2 Gang	Almond	2052A	—
	Ivory	2052V	—
	Light Almond	2052LA	—
	White	2052W	—
3 Gang	Almond	2063A	—
	Ivory	2063V	—
	Light Almond	2063LA	—
	White	2063W	—
4 Gang	Almond	2064A	—
	Ivory	2064V	—
	Light Almond	2064LA	—
	White	2064W	—
2 Gang Toggle and Decorator	Almond	2053A	—
	Ivory	2053V	—
	Light Almond	2053LA	—
	White	2053W	—

TESTING & CODE COMPLIANCE

- UL and cUL Listed, UL (file no. E33216)
- Meets current Federal Specifications as tested to UL 514
- Meets all CSA requirements, C22.2 no. 42.1, CSA (file no. 9294 (4413-02)).

MATERIAL CHARACTERISTICS

Temperature Rating:
-40°C to 65°C.

Pre-Marked Special Use Plates

Standard Size
Mid-Size



INDUSTRIAL
COMMERCIAL
RESIDENTIAL

B-20 DECORATOR DEVICES

TESTING & CODE COMPLIANCE

- Thermoplastic UL and cUL listed, UL (file no. E33216). Stainless UL listed (file no. E32003).
- Meets current Federal Specifications as tested to UL 514.
- Meets all CSA requirements, C22.2 no. 42.1; CSA (file no. 9294 (4413-02)).

MATERIAL

CHARACTERISTICS

Type 304 Stainless Steel, no-magnetic 0.032" (0.81mm) nominal thickness, satin finish. This alloy contains 18% chromium and 8% nickel for superior corrosion resistance.

Thermoplastic:
Meets flammability requirements per UL 94, V2 rated.
Temperature Rating:
-40°C to 70°C.

Pre-Marked Special Use Plates

FEATURES

- “Isolated Ground” and “Emergency” plates have 0.188" (4.76mm) high letters for easy identification.
- Indelible printing on Thermoplastic pre-marked plates guaranteed not to fade, bleed or rub off.
- Stainless Steel wallplates are engraved.

Specification Grade High-Impact Thermoplastic Wallplates

Emergency – Mid-Size

Description	Color	Catalog No.
1 Gang Decorator	Red	PJ26EM



Isolated Ground – Mid-Size

Description	Color	Catalog No.
1 Gang Decorator	Orange	PJ26IG



GFCI Protected – Mid-Size

Description	Color	Catalog No.
1 Gang Decorator	Ivory	PJ26GFV
	White	PJ26GFW



Stainless Steel Wallplates

Isolated Ground – Standard Size

Description	Color	Catalog No.
1 Gang Decorator	Orange	IG97061



Lighting and Fan Speed Controls

C

Smart Dimmer System	C-1
Decorator Touch Dimmers	C-2
Decorator Slide Dimmers	C-3
Rotary Dimmers	C-4
Rotary Dimmers Replacement Knobs	C-5
Toggle Dimmers	C-6
Architectural Dimmers	C-7
Fan Speed Controls	C-8
Combination Fan Speed Dimming Controls	C-9
Standard Grade Motion Sensing Wall Switches	C-10
Commercial Specification Grade PIR Motion Sensing Wall Switches	C-11



Cooper Wiring Devices is poised to become the newest innovator in residential dimmers and fan controls. It begins with elegant design and the attention to detail evident in the 50-50 balance of our slide dimmers. It can be seen in such function enhancing features as full-on dimmer bypass, RFI protection, and the unequalled versatility of our new, microprocessor-controlled Smart Dimmers.

Beyond their form and function, these products abound with innovations that make installation simpler and easier to accomplish: longer mounting straps, lower profiles, the convenient backwire features of our slide dimmers, and wraparound heat sinks that eliminate the need to de-rate our devices for multi-gang installations. And, of course, our lighting and fan controls are all manufactured from the finest materials, and to the highest possible standards of quality.



Lighting, fan and motion sensing controls.

Cooper Wiring Devices offers a complete line of lighting, fan and motion sensing controls. Dimmers and fan controls enhance the mood, appeal and functionality of any home or office. The Cooper Wiring Devices line of dimmers and fan controls features elegance, performance, convenience, and savings.

Dimmers can add lighting flexibility in any room. Entry foyers can be lit more dramatically; kitchens can be made bright for food preparation, softer for eating or meeting. Dimmed light can help to set a relaxed atmosphere in the bath or bedroom, and to comfort young children during the night.

What do dimmers and fan controls do for you?

Cooper's full line of dimmers and fan controls creates an atmosphere for every occasion – bright lights for times when detail is required, softer lighting for casual or social occasions. They complement any room decor, and most are available in white, ivory, light almond, almond and black.

More than setting a mood or matching the decor, however, our dimmers save energy. When lights are lowered, less power is used and bulbs last longer – so over time, they provide payback for the cost of the dimmer.

Commercially, dimmers are flexible tools, and will provide the proper lighting for every situation. For example, in conference rooms, bright lighting is best for discussions, and dim light is appropriate for presentations. In restaurants, dimmed lighting is right for dining, while brighter lighting is good for cleaning.

What makes Cooper Wiring Devices dimmers better?

1 First, aesthetics. All of our units are beautifully designed—streamlined to meet contemporary levels of taste and style. Lighted versions feature a very precise, defined area of light, giving our dimmers an elegant look.

2 Second, Cooper Wiring Devices dimmers offer enhanced functionality. In particular, the preset slide dimmer has been engineered to achieve a 50-50 balance between dimming and switching functions. This product is the first of its kind and sets a new standard for slide dimmer ergonomics.

3 Third, Cooper Wiring Devices dimmers are easy to install. The longer straps, lower profile and exclusive backwire features of our slide dimmers make installation remarkably simple.

4 A fourth benefit of Cooper Wiring Devices is "de-rating." De-rating means a decrease in the power rating of the dimmer when several dimmers are ganged together in a single wall box. Some manufacturers require their dimmers to be de-rated to 500 watts when two dimmers are installed together, and to 400 watts when three are ganged together. Cooper's 600-watt dimmers do not require de-rating when ganged. The full 600-watt rating applies in all multi-gang applications.

5 Fifth, Cooper Wiring Devices dimmer products offer Radio Frequency Interference (RFI) protection – special circuitry which eliminates interference with radio, TV and telephone systems.

In addition, Cooper Wiring Devices dimmers include the provision for ground connections required by the National Electrical Code Article 380-9b, effective January 1, 1999.



**Dimmers bring a little extra
ambiance to a room.**

RESIDENTIAL
COMMERCIAL

C-Intro-1
LIGHTING AND
FAN SPEED
CONTROLS

Cooper Wiring Devices Motion Sensing Wall Switches

Energy savings and convenience are among the benefits of replacing standard wall switches with Cooper Wiring Devices motion sensing wall switches. Because these devices are designed to turn on and maintain lighting only when a room is occupied, energy savings are achieved by automatically turning off lights in unoccupied rooms. Additional energy savings are possible through the adjustable ambient light control, which prevents lights from switching on in rooms already adequately illuminated with natural daylight.

Cooper Wiring Devices motion sensing wall switches also provide an added level of safety and convenience by automatically turning the light on when a person first enters the room. Motion sensing wall switches are ideal for children's rooms and bathrooms (where lights are most frequently left on) as well as utility rooms, basements, garages and other infrequently visited areas. They are easy to install and replace standard wall switches with no additional wiring necessary. All Cooper motion sensing wall switches are provided with matching wallplate and instructions.



RESIDENTIAL
COMMERCIAL

C-Intro-2
LIGHTING AND
FAN SPEED
CONTROLS



Fan controls help cool and/or light a room.



Motion sensors save energy automatically.




Smart Dimmer System

600W Single Pole



RESIDENTIAL
COMMERCIAL

C-1
LIGHTING AND
FAN SPEED
CONTROLS



SM600

Smart Dimmer System

FEATURES

- Controls both incandescent and magnetic low voltage lighting.
- Amber LED to verify power; green LED bank indicates relative level of illumination – even in full daylight.
- Illumination level may be adjusted with switch in on or off position – ideal for nurseries, meeting rooms or anywhere presetting lighting levels are desired.
- Master controls as many as five remote units for multiple location installations.
- When lights are on, pressing switch for two-seconds initiates a delayed 10-second fade out.
- When lights are off, pressing switch for two-seconds overrides the preset for a quick fade up to full brightness.
- All dimmers are provided with extra large mounting straps, mounting screws, wire connectors and a matching wallplate.
- Color change kit installs easily and minimizes stocking expenses.

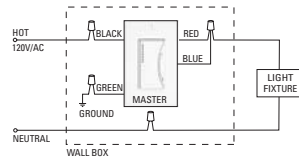
Smart Master Dimmer

Rating	Color	Catalog No.
600W	Light Almond	SM600LA
	White	SM600W

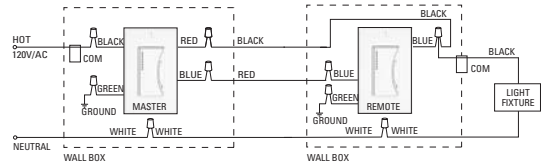
Smart Remote

Rating	Color	Catalog No.
For SM600	Light Almond	SMRLA
	White	SMRW

For Single Dimmer Locations



For Multiple Dimmer Locations



De-rating

# of Gangs	600W Models
1	No De-rating
2	No De-rating
3 or more	500W

TESTING & CODE COMPLIANCE

- Meets all UL 1472 requirements.
- Meets all CSA requirements.
- UL and cUL approval (file no. E47967)
- NOM Certified

MATERIAL CHARACTERISTICS

Meets flammability requirements per UL94, V2 rated.
Temperature Rating: 0°C to 35°C.



SMMKIT

Color Change Kits

Description	Color	Catalog No.
For Master Dimmer, includes Wallplate	Almond	SMMKITA
	Black	SMMKITBK
	Gray	SMMKITGY
	Ivory	SMMKITV
	Light Almond	SMMKITLA
For Smart Remote, includes Wallplate	Almond	SMRKITA
	Black	SMRKITBK
	Gray	SMRKITGY
	Ivory	SMRKITV
	Light Almond	SMRKITLA

Decorator Touch Dimmers

600W Single Pole
1000W Single Pole




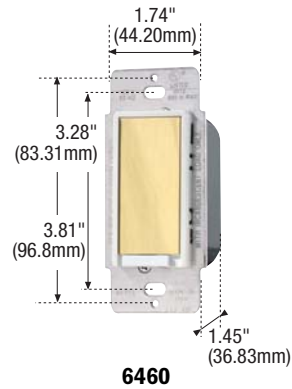
Touch Dimmers

FEATURES

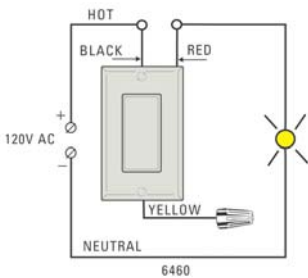
- Ground terminals provided (meets 1999 NEC® requirement to ground dimmers).
- Back wire feature for easy installation.
- Wraparound strap eliminates need for de-rating.
- Air gap on/off switch for servicing fixture (UL required).
- Simple touch control of switching and dimming functions – provides ergonomically simple control that requires no manual dexterity.
- Touch dimmer remembers previous light setting during off period – allows user to return to previous light setting when turning lights on without readjustment.
- True multi-location dimming – allows complete control of lamps from several locations using standard 3-way wiring. Completely retrofittable.
- Radio Frequency Interference (RFI) filtering is standard on all models.

Decorator Touch Dimmers

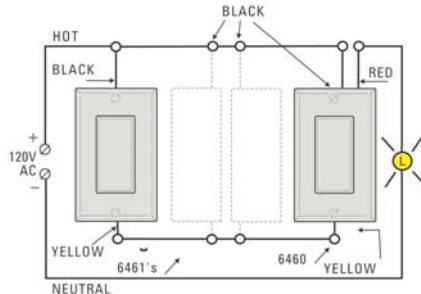
Rating	Description	Color	Catalog No.
600W	Gold touch plate Master	Ivory (Bezel) White (Bezel)	6460V 6460W
	Gold touch plate Remote	Ivory (Bezel) White (Bezel)	6461V 6461W
600W	Monochrome Master	Almond	6470A
		Black	6470BK
		Ivory	6470V
		Light Almond	6470LA
		White	6470W
1000W	Monochrome Master	Almond	6471A
		Black	6471BK
		Ivory	6471V
		Light Almond	6471LA
		White	6471W
	Monochrome Remote	Almond	6472A
		Black	6472BK
		Ivory	6472V
		Light Almond	6472LA
		White	6472W



For Single Dimmer Locations



For Multiple Dimmer Locations



De-rating

# of Gangs	600W Models	1000W Models
1	No De-rating	No De-rating
2	No De-rating	800W
3 or more	500W	650W

RESIDENTIAL
COMMERCIAL

C-2
LIGHTING AND
FAN SPEED
CONTROLS

TESTING & CODE COMPLIANCE

- Meets all UL 1472 requirements.
- Meets all CSA requirements.
- UL and cUL approval (file no. E47967)

MATERIAL CHARACTERISTICS

Meets flammability requirements per UL94, V2 rated.
Temperature Rating: 0°C to 35°C.



Decorator Slide Dimmers

600W Single Pole, 3-Way
1000W Single Pole, 3-Way

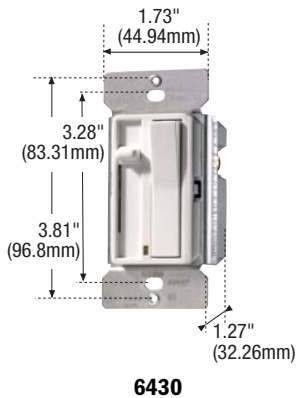
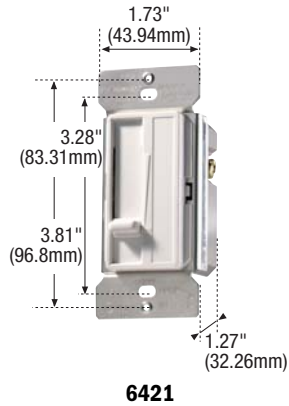
Decorator Slide Dimmers

FEATURES

- Longer mounting strap increases wall board contact area, virtually eliminating "floating" installations.
- Wraparound strap eliminates need for de-rating.
- Ground terminal meets 1999 NEC® requirement to ground dimmer.
- Exclusive 50/50 design provides the best ergonomic balance between switching and dimming.
- Back and side wire terminations - provides simple wiring installation that eliminates the need for wire connectors and allows easy power tap connection in multi-gang applications.
- Square law dimming-perceived dimming level is proportional to the slider position.
- Low-profile housing (shallowest of any slide dimmer on the market) provides for easy installation in wall box as minimal room is required.
- Preset feature available-allows user to return to previous light setting when turning lights on without readjustment.
- Lighted units available - allows easy location of the dimmer in the dark.
- Radio Frequency Interference (RFI) filtering is standard on all models.

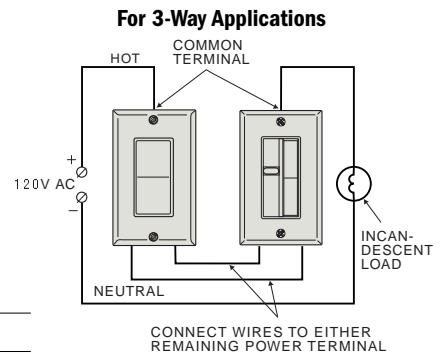
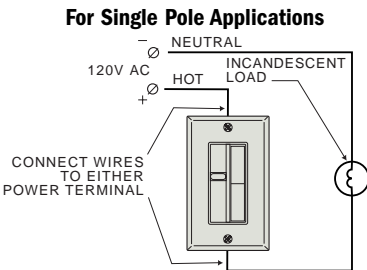
RESIDENTIAL
COMMERCIAL

C-3
LIGHTING AND
FAN SPEED
CONTROLS



Slide Dimmers

Rating	Description	Color	Catalog No.	
			Single Pole	3-Way
600W	Non-Preset	Almond	6421A	—
		Black	6421BK	—
		Ivory	6421V	—
		Light Almond	6421LA	—
		White	6421W	—
600W	Non-Preset, Lighted	Ivory	6431V	—
		White	6431W	—
600W	Preset	Almond	6420A	6423A
		Black	6420BK	6423BK
		Ivory	6420V	6423V
		Light Almond	6420LA	6423LA
		White	6420W	6423W
600W	Preset, Lighted	Almond	6430A	6433A
		Black	6430BK	6433BK
		Ivory	6430V	6433V
		Light Almond	6430LA	6433LA
		White	6430W	6433W
1000W	Preset, Lighted	Almond	6413A	6413A
		Black	6413BK	6413BK
		Ivory	6413V	6413V
		Light Almond	6413LA	6413LA
		White	6413W	6413W



De-rating

# of Gangs	600W Models	1000W Models
1	No De-rating	No De-rating
2	No De-rating	900W
3 or more	No De-rating	800W

TESTING & CODE COMPLIANCE

- UL Listed, UL 1472 file E47967, CSA 10016 (6241-01)
- NOM Certified

MATERIAL CHARACTERISTICS

Meets flammability requirements per UL94, V2 rated.
Temperature Rating: 0°C to 35°C.

Rotary Dimmers

600W Single Pole, 3-Way
1000W Single Pole



RESIDENTIAL
COMMERCIAL

C-4
LIGHTING AND
FAN SPEED
CONTROLS


Rotary Dimmers with Wire Leads

FEATURES

- Ground lead provided (meets 1999 NEC® requirement to ground dimmers).
- 6" prestripped wire leads for fast, easy wiring.
- Wraparound strap eliminates need for de-rating.
- Longer mounting strap increases wall board contact area, virtually eliminating "floating" installations.
- Indicator light available helps locate dimmer in a dark room.
- Attractive stylized knob provides dimming, on/off control and indication of light level setting.
- Preset feature available - allows user to return to previous light setting when turning lights on without readjustment.
- Radio Frequency Interference (RFI) filtering is standard on all models.
- Light turns on within one quarter turn of knob from off position - guarantees wider range of adjustment.

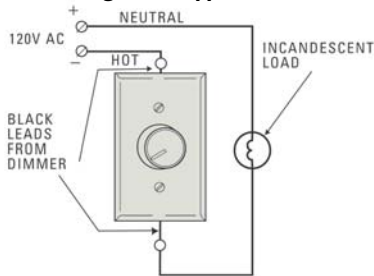
Rotary Dimmers with Wire Leads

Rating	Description	Color	Catalog No.	
			Single Pole	3-Way
600W	Non-Preset	Almond	6001A	—
		Ivory	6001V	—
		Light Almond	6001LA	—
		White	6001W	—
1000W	Non-Preset	Almond	6013A	—
		Ivory	6013V	—
		Light Almond	6013LA	—
		White	6013W	—
600W	Preset	Almond	6000A	6003A
		Ivory	6000V	6003V
		Light Almond	6000LA	6003LA
		White	6000W	6003W
600W	Preset, Lighted	Almond	6020A	6023A
		Ivory	6020V	6023V
		Light Almond	6020LA	6023LA
		White	6020W	6023W

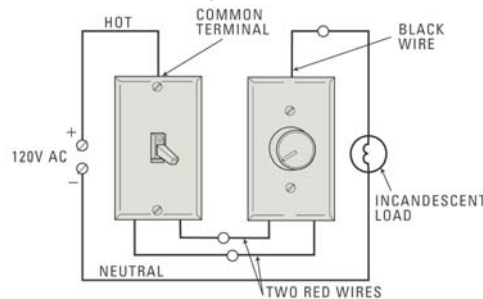


6001

For Single Pole Applications



For 3-Way Applications



De-rating

# of Gangs	600W Models	1000W Models
1	No De-rating	No De-rating
2	No De-rating	900W
3 or more	No De-rating	800W

TESTING & CODE COMPLIANCE

- UL Listed, UL 1472 file E47967, CSA 10016 (6241-01)
- NOM Certified

MATERIAL CHARACTERISTICS

Meets flammability requirements per UL94, V2 rated.
Temperature Rating: 0°C to 35°C.



Rotary Dimmers Replacement Knobs

Rotary Replacement Knobs

FEATURES

- Attractive stylized knob provides dimming, on/off control and indication of light level setting.

Rotary Replacement Knobs

Color	Replacement for	Catalog No.
Almond	6020, 6023	6007A
Black	(Lighted Models)	6007BK
Brown		6007B
Gray		6007GY
Ivory		6007V
Light Almond		6007LA
White		6007W
Almond	6000, 6001 & 6003	6009A
Black	(Non-Lighted Models)	6009BK
Brown		6009B
Gray		6009GY
Ivory		6009V
Light Almond		6009LA
White		6009W



6007 And 6009

RESIDENTIAL
COMMERCIAL

C-5
LIGHTING AND
FAN SPEED
CONTROLS

TESTING & CODE COMPLIANCE

- UL Listed, UL 1472 file E47967, CSA 10016 (6241-01)
- NOM Certified

MATERIAL CHARACTERISTICS

Meets flammability requirements per UL94, V2 rated.
Temperature Rating: 0°C to 35°C.

Toggle Dimmers

600W Single Pole, 3-Way
1000W Single Pole, 3-Way



RESIDENTIAL
COMMERCIAL

C-6
LIGHTING AND
FAN SPEED
CONTROLS

TESTING & CODE COMPLIANCE

- Meets all UL 1472 requirements.
- Meets all CSA requirements.
- UL and cUL approval (file no. E47967)
- NOM Certified

MATERIAL CHARACTERISTICS

Meets flammability requirements per UL94, V2 rated.
Temperature Rating: 0°C to 35°C.

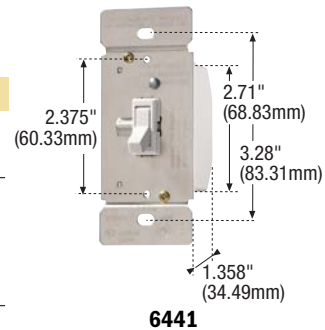
Toggle Dimmers

FEATURES

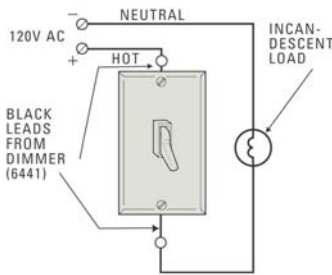
- Ground lead provided (meets 1999 NEC® requirement to ground dimmers).
- 6" (152.4mm) prestripped wire leads for fast, easy wiring.
- Wraparound strap eliminates need for de-rating.
- Toggle element provides smooth, positive motion for dimming and on/off control.
- Toggle is aesthetically designed to match the most common residential toggle switches on the market.
- Toggle position allows user to visually read the light setting.
- 3-way units available – allows user to use a dimmer in a three-way application.
- Lighted units available – allows easy location of the dimmer in the dark.

Toggle Dimmers

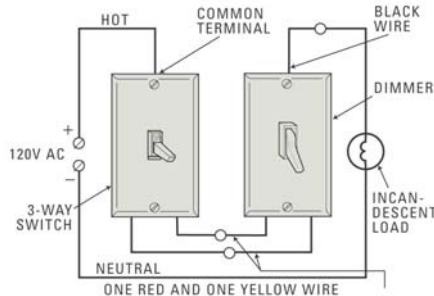
Rating	Description	Color	Catalog No.	
			Single Pole	3-Way
600W	Framed Toggle	Almond	6441A	6443A
		Ivory	6441V	6443V
		Light Almond	6441LA	6443LA
		White	6441W	6443W
1000W	Framed Toggle	Almond	6453A	6453A
		Ivory	6453V	6453V
		Light Almond	6453LA	6453LA
		White	6453W	6453W
600W	Framed Toggle, Lighted	Clear	6441LTC	6443LTC
1000W	Framed Toggle, Lighted	Clear	6453LTC	6453LTC



For Single Pole Applications



For 3-Way Applications



De-rating

# of Gangs	600W Models	1000W Models
1	No De-rating	No De-rating
2	No De-rating	900W
3 or more	No De-rating	800W




Architectural Dimmers

1000W 1500W 2000W

Architectural Dimmers

FEATURES

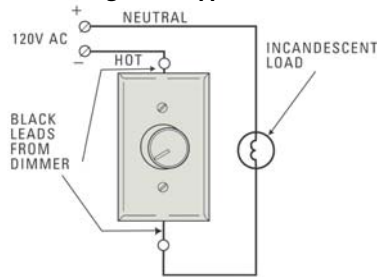
- 6" (152.4mm) prestripped wire leads for fast, easy wiring.
- Heat sink can be de-rated for ganging purpose.
- Back body fits standard wall box.
- Attractive stylized dial provides on/off and dimming control.



Architectural Dimmers

Rating	Description	Color	Catalog No. Single Pole
1000W	Rotary On/Off	Black	1000
1500W	Rotary On/Off	Black	1500
2000W	Rotary On/Off	Black	2000

For Single Pole Applications



De-rating

# of Gangs	1000W	1500W	2000W
1	No De-rating	No De-rating	No De-rating
2	800W	1400W	1800W
3 or more	700W	1300W	1600W

RESIDENTIAL
COMMERCIAL

C-7
LIGHTING AND
FAN SPEED
CONTROLS

TESTING & CODE
COMPLIANCE

· UL Listed

Fan Speed Controls



Fan Speed Controls

FEATURES

- Ground lead provided (meets 1999 NEC® requirements to ground dimmers).
- Wraparound strap eliminates need for de-rating.
- Longer strap increases wallboard contact area, virtually eliminating “floating” installations.
- Fully variable and multi-speed “quiet versions” available.
- Fully variable controls all rated 5 amps to allow several fans to operate simultaneously.
- Models with adjustable trim have minimum speed adjustment accessible after installation.

Rotary Fan Speed Controls




Rating	Operation	Style	Color	Catalog No.
1.5A	3 Speed	Rotary Quiet Control	Almond	6008A
			Ivory	6008V
			Light Almond	6008LA
			White	6008W
5A	Fully Variable	Rotary	Almond	6006A
			Ivory	6006V
			Light Almond	6006LA
			White	6006W
5A	Fully Variable	Rotary with Adjustable Trim	Almond	6005A
			Ivory	6005V
			Light Almond	6005LA
			White	6005W

Toggle Fan Speed Controls

Rating	Operation	Style	Color	Catalog No.
5A	Fully Variable	Toggle	Almond	6446A
			Ivory	6446V
			Light Almond	6446LA
			White	6446W

Slide Fan Speed Controls

Rating	Operation	Style	Color	Catalog No.
1.5A	3 Speed	Decorator, Slide	Almond	6428A
			Ivory	6428V
			Light Almond	6428LA
			White	6428W
5A	Fully Variable	Decorator, Slide with Adjustable Trim	Almond	6426A
			Ivory	6426V
			Light Almond	6426LA
			White	6426W
5A	Fully Variable	Decorator, Slide with Adjustable Trim and Preset Switch	Almond	6425A
			Ivory	6425V
			Light Almond	6425LA
			White	6425W



RESIDENTIAL
COMMERCIAL

C-8 LIGHTING AND FAN SPEED CONTROLS

TESTING & CODE COMPLIANCE

- Meets all UL 1917 requirements.
- Meets all CSA requirements
- UL and cUL approved, file no. E202842
- NOM Certified except 6446A/V/W

MATERIAL CHARACTERISTICS

Meets flammability requirements per UL94, V2 rated.
Temperature Rating: 0°C to 35°C.

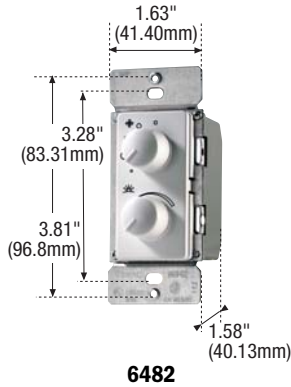


Combination Fan Speed Dimming Controls


Fan Speed Controls

FEATURES

- Ground lead provided (meets 1999 NEC® requirements to ground dimmers).
- Wraparound strap eliminates need for de-rating.
- Longer strap increases wallboard contact area, virtually eliminating “floating” installations.
- Fully variable and multi-speed “quiet versions” available.
- Fits standard Decorator opening.
- Models with adjustable trim have minimum speed adjustment accessible after installation.



6482



6492

RESIDENTIAL
COMMERCIAL

C-9 LIGHTING AND FAN SPEED CONTROLS

Rotary Combination Controls

Rating	Operation	Style	Color	Catalog No.
1.5A/300W	4 Speed Fan Full Range Dimmer	Decorator, Rotary	Almond	6482A
			Ivory	6482V
			Light Almond	6482LA
			White	6482W
2.5A/300W	Fully Variable Fan Full Range Dimmer	Decorator, Rotary with Adjustable Trim	Almond	6480A
			Ivory	6480V
			Light Almond	6480LA
			White	6480W

Decorator Slide Combination Controls

Rating	Operation	Style	Color	Catalog No.
1.5A/300W	3 Speed Fan Full Range Dimmer	Slide	Almond	6492A
			Ivory	6492V
			Light Almond	6492LA
			White	6492W
2.5A/300W	Fully Variable Fan Full Range Dimmer	Slide with Adjustable Trim	Almond	6490A
			Ivory	6490V
			Light Almond	6490LA
			White	6490W

Rotary Combination Controls Replacement Knobs for 6482 & 6480

Rating	Operation	Style	Color	Catalog No.
			Almond	6084A
			Ivory	6084V
			Light Almond	6084LA
			White	6084W



6084

TESTING & CODE COMPLIANCE

- Meets all UL 1917 requirements.
- Meets all CSA requirements
- UL and cUL approved, file no. E202842
- NOM Certified except 6446A/V/W

MATERIAL CHARACTERISTICS

- Meets flammability requirements per UL94, V2 rated.
- Temperature Rating: 0°C to 35°C.

Commercial Specification Grade PIR Motion Sensing Wall Switches



Commercial Specification Grade PIR Motion Sensing Wall Switches

FEATURES

- Passive Infrared (PIR) sensors with fresnel lens detects large and small movement for reliable occupancy sensing.
- 180° wide angle detection up to 900 sq. ft. (274.32 sq. m) allows coverage of entire room.
- Selectable manual on/auto off allows users to maximize energy savings.
- Adjustable off time delay allows user to customize sensor operation to individuals movement pattern (30 sec. - 30 min.).
- Compatible with all magnetic and electronic fluorescent ballasts (both 120V & 277V).
- No minimum load requirement.
- LED walk test indicator for ease of setup.
- Meets California Title 24 requirements.



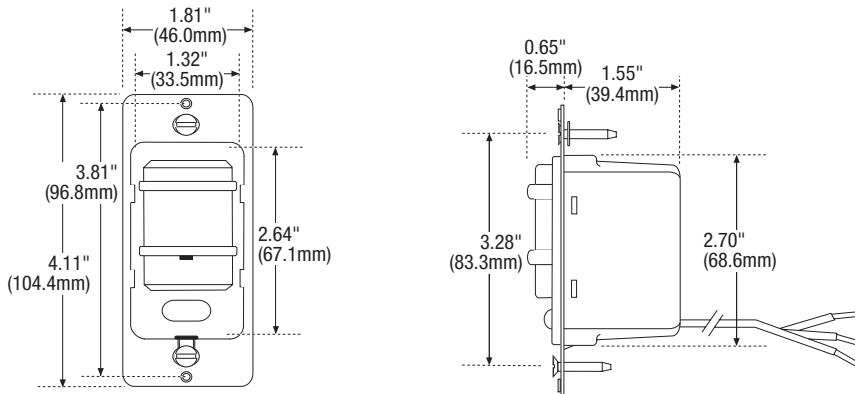
RESIDENTIAL
COMMERCIAL

C-10
LIGHTING AND
FAN SPEED
CONTROLS

180° Wallbox Motion Sensor					
Ratings	Description	Area of Coverage	Shut Off Delay	Color	Catalog No.
Fluorescent: 1000W @ 120V	Single Pole	900 sq. ft. (274.32 sq. m)	Adjustable	Ivory	6111V
Incandescent: 800W @ 120V			30 sec. - 30 min.	White	6111W
Motor: 1/6 HP @ 120V					
Fluorescent: 1800W @ 277V	Single Pole	900 sq. ft. (274.32 sq. m)	Adjustable	Ivory	6117V
Motor: 1/6 HP @ 277V			30 sec. - 30 min.	White	6117W



6111

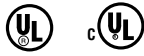


TESTING & CODE COMPLIANCE

- UL Listed to file E106925
- cUL Listed

MATERIAL CHARACTERISTICS

Meets flammability requirements per UL 92, V2 rated.
Temperature Rating: -20°C to 70°C.



Standard Grade Motion Sensing Wall Switches



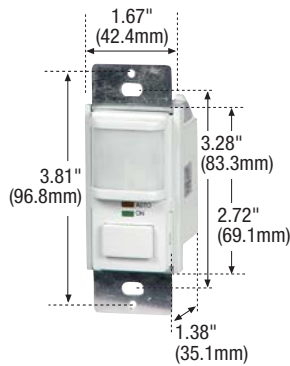
RESIDENTIAL
COMMERCIAL

C-11
LIGHTING AND
FAN SPEED
CONTROLS

Motion Sensing Wall Switches

FEATURES

- Passive Infrared (PIR) Sensors with fresnel lens detects large and small movement for reliable occupancy sensing.
- Wide angle detection up to 180° allows coverage of most or all of a room.
- Selectable manual or automatic operation allows user to easily switch between operation modes.
- Large area coverage 400-1,600 sq. ft. (121.92-487.68 sq. m) usage in wide range of rooms.
- Adjustable off time delay allows user to customize sensor operation to individuals movement pattern (except 6103).
- Adjustable ambient light control keeps lights from switching on when sufficient natural light already exists (except 6103).
- Operates with fluorescent magnetic ballasts only.



6109

180° Wallbox Motion Sensor

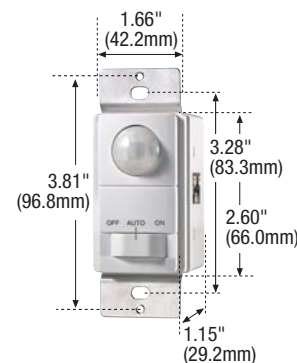
Ratings	Description	Area of Coverage	Shut Off Delay	Color	Catalog No.
Fluorescent: (2) 30W min. 400W max. @120V Rapid Start Incandescent: 500W @120V Motor: 1/6 HP @120V	Single Pole	1,600 sq. ft. (487.68 sq. m)	Adjustable 12 seconds to 30 minutes	Ivory White	6109V 6109W



6105

150° Wallbox Motion Sensor

Ratings	Description	Area of Coverage	Shut Off Delay	Color	Catalog No.
Fluorescent: (2) 30W min. 400W max. @120V Rapid Start Incandescent: 500W @120V Motor: 1/8 HP @120V	Single Pole	900 sq. ft. (274.32 sq. m)	Adjustable 5 seconds to 20 minutes	Ivory White	6105V 6105W
Fluorescent: 400W max. @120V Rapid Start Incandescent: 500W @120V Motor: 1/8 HP @120V	3-Way	900 sq. ft. (274.32 sq. m)	Adjustable 5 seconds to 20 minutes	Ivory White	6107V 6107W



6103

110° Wallbox Motion Sensor

Ratings	Description	Area of Coverage	Shut Off Delay	Color	Catalog No.
Fluorescent: (2) 30W min. 400W max. @120V Rapid Start Incandescent: 500W @120V Motor: 1/8 HP @120V	Single Pole	400 sq. ft. (121.92 sq. m)	Fixed: 5 minutes	Ivory White	6103V 6103W

TESTING & CODE COMPLIANCE

- UL Listed, UL 773A file E88585
- cUL Listed


MATERIAL CHARACTERISTICS

Meets flammability requirements per UL 94, V2 rated.
Temperature Rating: 0°C to 50°C.

Switches

D

Industrial Specification Grade Switches	D-1 – D-8
Commercial Specification Grade Switches	D-9 – D-11
Standard Grade Switches	D-12, D-13
Commercial Combination Devices	D-14, D-15
AC-DC Combination Devices	D-16
Canopy Switches	D-17, D-18
Appliance Switches	D-19
Special Use AC Switches	D-20



Working with the finest materials available, Cooper Wiring Devices builds quality into every switch we manufacture. Our comprehensive line of switches is engineered for smooth action and years of safe, dependable service. Every one of our switches is thoroughly tested to ensure its electrical and mechanical performance, and dielectric integrity. And because a major focus is always the installer, our switches are designed with a host of features that save time, labor, and money.

Whether the need is residential, commercial, industrial, or OEM, Cooper Wiring Devices can provide a switch to satisfy your most demanding expectations.



Switches

Cooper Wiring Devices switches are designed and engineered of the finest materials to assure long-term safety and reliability. These smooth-acting, easy-to-install and attractively finished devices are available in a wide range of ratings and styles. For all your commercial, institutional, industrial or residential installations, you'll find the switch design in the grade you need on the following pages.

Each Cooper Wiring Devices switch is tested at the point of manufacture and re-tested for electrical and mechanical performance as well as dielectric safety before it is packed.

Our switches meet (and in nearly all instances, exceed) all of the latest test requirements of Underwriters' Laboratories (UL), Canadian Standards Association (CSA), National Electrical Manufacturers Association (NEMA) and the U.S. General Services Administration's (GSA) Federal Specifications as noted throughout this section.

Industrial Specification Grade Switches

Cooper's Industrial Specification Grade switches incorporate the most durable design elements in the industry. This complete line features superior engineering and performance as well as outstanding appearance and ease of installation. Made to provide the safest, most dependable wiring device performance available, Industrial Specification Grade toggle switches are horsepower rated for motor loads and are also available in standard key, Corbin key lock, tap-action and several lighted/pilot-lighted versions for any number of other heavy-duty special applications.

Commercial Specification Grade Switches

Cooper's Commercial Specification Grade switches are designed to fill the need for high quality, moderately priced specification devices. Engineered to deliver safe, reliable performance in all types of commercial applications, Cooper Wiring Devices Commercial Specification Grade switches meet Federal Specification WS-896.

Standard Grade Switches

Cooper Wiring Devices' Standard Grade switches are the industry's finest toggle switches for use in residential and light commercial applications. Unique features such as longer, wider mounting straps, built-in wire strippers and wire looping aids make these switches fast and easy to install.

Specialty Switches

Cooper Wiring Devices' specialty switches offer a broad range of special applications for new or replacement needs. The line includes CO/ALR switches for use on aluminum wiring, snap-in appliance switches and canopy switches.

Cooper Wiring Devices' switches are Underwriters' Laboratories (UL) Listed (except where noted). Many are also CSA certified or available as CSA certified. Please consult Cooper Wiring Devices Customer Service for availability. Cooper's extensive Decorator switches line can be found in Section "B".

INDUSTRIAL
COMMERCIAL
RESIDENTIAL

D-Intro-1
SWITCHES

Features and Benefits

Standard Grade 1301 Series

Built-in wire stripper provides handy backup for misplaced tools.



Ultrasonic welding and unbreakable thermoplastic top and bottom housing eliminate call-backs due to job-site breakage.

Cam action mechanism for quiet switch action.

Built-in wire looper to speed termination of both #14 and #12 wire.

Combination slot/Phillips head mounting and terminal screws.

Longer, wider strap provides 40% more contact area to wallboard. Virtually eliminates floating installations.

Industrial Specification Grade 1201 Series

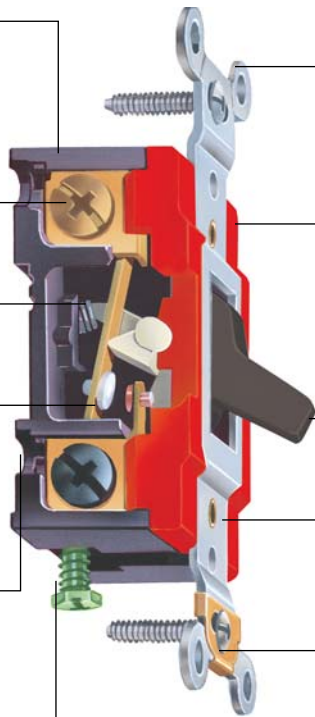
Thick wall thermoset top and bottom housings provide superior switch component protection and excellent arc resistance.

Combination head terminal and mounting screws.

Thick steel actuating spring ensures fast make, slow break.

Strong copper alloy terminal contact arms hold highly conductive, erosion-resistant, oversized silver alloy contacts.

Dual back wire holes for maximum feed-thru wiring flexibility – up to #10 AWG solid or stranded.



Thick 0.050" (1.27mm) plated steel strap withstands abuse.

Color-coded for quick amperage identification.

Large thermoset toggle resists wear, won't cold flow.

Heavy gauge steel mounting strap, zinc-plated for corrosion resistance.

Automatic grounding eliminates need for bonding jumper in grounded metal enclosure.

Easy access grounding terminal.



INDUSTRIAL
COMMERCIAL
RESIDENTIAL

D-Intro-2
SWITCHES



Switch Applications

The maximum permitted load for which a switch is suitable depends on the switch rating and the nature of the load. Proper selection of switches is determined by test standards and requirements of the National Electrical Code, Articles 380, 430, and 600.

General use AC switches are suitable for use at full rated current and voltage on loads of fluorescent and incandescent lighting and for other inductive or resistance loads. Our switches are rated for motor loads and are suitable for 80% of their rated current.

General use AC-DC switches are suitable for use at full rated current and voltage on resistance loads and at 50% of rated current on inductive (fluorescent) loads. However, they are not suitable for incandescent lighting or motor loads unless specifically marked for such applications.

Special use AC switches may be used at full rating on resistance or inductive loads, including fluorescent. For incandescent (tungsten) lighting loads, they must carry an "L" rating. For motor loads they require an "HP" (horsepower) rating.

Special use AC-DC switches are suitable for use at full rating on resistance loads only. They must be derated for inductive loads, including fluorescent. For incandescent lighting applications, they require a "T" (tungsten) rating and for motor loads they must have an "HP" (horsepower) rating.

To ensure safety and reliability, Cooper Wiring Devices switches are tested, rated, and marked according to various standards. The following charts indicate both the required performance tests specified by industry standards for switches with standard ratings, and the loads they may control.

INDUSTRIAL
COMMERCIAL
RESIDENTIAL

D-Intro-3
SWITCHES

Switch Applications



INDUSTRIAL
COMMERCIAL
RESIDENTIAL

D-Intro-4
SWITCHES

Test Requirements – Switches * General Use – AC Only

Rating	Standard*	Overload				Endurance		Resistance Cycles 1.0 pf.†	Inductive Cycles .75 to .8 pf.†	Tungsten Cycles 1.0 pf.†
		Amps	Volts	Power Factor	Cycles	Amps	Volts			
15A, 120V/AC	UL 20 & NEMA G.D.	72	120 AC	.4 to .5	100	15	120 AC	10,000	10,000	10,000
	WS 896 & NEMA H.D.	72	120 AC	.4 to .5	100	15	120 AC	10,000	50,000	50,000
15A, 120-277V/AC	UL 20 & NEMA G.D.	72	277 AC	.4 to .5	100	15	120 AC	–	–	10,000
							277 AC	10,000	10,000	–
	WS 896 & NEMA H.D.	72	277 AC	.4 to .5	100	15	120 AC	–	–	50,000
							277 AC	10,000	50,000	–
20A, 120-277V/AC	UL 20 & NEMA G.D.	96	277 AC	.4 to .5	100	20	120 AC	–	–	10,000
							277 AC	10,000	10,000	–
	WS 896 & NEMA H.D.	96	277 AC	.4 to .5	100	20	120 AC	–	–	50,000
							277 AC	10,000	50,000	–
30A, 120-277V/AC	UL 20 & NEMA G.D.	144	277 AC	.4 to .5	100	30	120 AC	–	–	10,000
							277 AC	10,000	10,000	–
	WS 896 & NEMA H.D.	144	277 AC	.4 to .5	100	30	120 AC	–	–	50,000
							277 AC	10,000	50,000	–

* NEMA G.D. is NEMA Standard WD-1 General Duty. NEMA H.D. is NEMA Standard WD-1 Heavy Duty. WS896 is current Federal Specification.

General Use Switches are subject also to a 1 minute 1500V dielectric test and a temperature rise test of a maximum 30°C rise at highest rated current.

† Power Factor

Test Requirements – Switches – General Use – AC-DC

Rating	Standard	Overload Resistance			Endurance Resistance			Tungsten		
		Amps	Volts	Cycles	Amps	Volts	Cycles	Amps	Volts	Cycles
6A, 125V 3A, 250V	UL 20	4.5	250 DC	50	3.0	250 DC	6000	–	–	–
10A, 125V 5A, 250V	UL 20	7.5	250 DC	50	5.0	250 DC	6000	–	–	–
6A, 125V“T” 3A, 250V	UL 20	4.5	250 DC	50	3.0	250 DC	6000	6.0	125 DC	6000
10A, 125V“T” 5A, 250V	UL 20	7.5	250 DC	50	5.0	250 DC	6000	10.0	125 DC	6000

Switch Applications

Test Requirements – Switches – Special Use – AC Only

Rating	Standard	Overload				Endurance				Horsepower				"L" Tungsten		
		Amps	Volts	Power Factor	Cycles	Amps	Volts	Power Factor	Cycles	Amps	Volts	Power Factor	Cycles	Amps	Volts	Cycles
8A, 120V/AC	UL 1054	12	120 AC	.4-5	50	8	120 AC	.75-.8	6000	–	–	–	–	–	–	–
15A, 120V/AC 10A, 240V/AC 3/4 HP, 120-240V/AC	UL 1054	15	240 AC	.4-5	50	10	240 AC	.75-.8	6000	82.8	120 AC	.4-5	50	–	–	–
										41.4	240 AC	.4-5	50	–	–	–
15A, 125-250V/AC 3/4 HP, 120-240V/AC	UL 1054	22.5	250 AC	.4-5	50	15	250 AC	.75-.8	6000	82.8	120 AC	.4-5	50	–	–	–
										41.4	240 AC	.4-5	50	–	–	–
20A, 125V/AC "L" 20A, 250V/AC 1 HP, 120-240V/AC	UL 1054	30	250 AC	.4-5	50	20	250 AC	.75-.8	6000	96	120 AC	.4-5	50	20	125 AC	6000
										48	240 AC	.4-5	50	–	–	–

Test Requirements – Switches – Special Use – AC-DC

Rating	Standard	Overload Resistance			Endurance Resistance			Tungsten		
		Amps	Volts	Cycles	Amps	Volts	Cycles	Amps	Volts	Cycles
AC-DC 3A, 125V 1A, 125V "T" 1A, 250V	UL 1054	1.5	250 DC	50	1.0	250 DC	6000	1.0	125 DC	6000
3A, 125V "T" 1A, 250V	UL 1054	1.5	250 DC	50	1.0	250 DC	6000	3.0	125 DC	6000
6A, 125V 3A, 250V	UL 1054	4.5	250 DC	50	3.0	250 DC	6000	–	–	–
6A, 125V 3A, 125V "T" 3A, 250V	UL 1054	4.5	250 DC	50	3.0	250 DC	6000	3.0	125 DC	6000

Maximum Loads – Switches – General Use – AC Only

Switch Rating	Incandescent		Inductive (Fluorescent)		Resistance		Motors		
	Volts	Amps	Volts	Amps	Volts	Amps	Volts	HP	Amps
15A, 120V/AC	120 AC	15	120 AC	15	120 AC	15	120 AC	1/2	12
20A, 120V/AC	120 AC	20	120 AC	20	120 AC	20	120 AC	1	16
15A, 120-277V/AC	120 AC	15	277 AC	15	277 AC	15	120 AC	1/2	12
							240 AC	1	12
20A, 120-277V/AC	120 AC	20	277 AC	20	277 AC	20	120 AC	1	16
							240 AC	2	16
30A, 120-277V/AC	120 AC	30	277 AC	30	277 AC	30	120 AC	2	24
							240 AC	2	24

INDUSTRIAL
COMMERCIAL
RESIDENTIAL

D-Intro-5
SWITCHES

Switch Applications



INDUSTRIAL
COMMERCIAL
RESIDENTIAL

D-Intro-6
SWITCHES

Maximum Loads – Switches – General Use – AC-DC

Switch Rating	Incandescent		Inductive (Fluorescent)		Resistance		Motors		
	Volts	Amps	Volts	Amps	Volts	Amps	Volts	HP	Amps
6A, 125V 3A, 250V	Not suitable		125	3	125	6	Not suitable		
10A, 125V 5A, 250V	Not suitable		125	5	125	10	Not suitable		
6A, 125V“T” 3A, 250V	125	6	125	3	125	6	Not suitable		
10A, 125V“T” 5A, 250V	125	10	125	5	125	10	Not suitable		
			250	1.5	250	3			
			250	2.5	250	5			

Maximum Loads – Switches – Special Use – AC Only

Switch Rating	Incandescent		Inductive (Fluorescent)		Resistance		Motors		
	Volts	Amps	Volts	Amps	Volts	Amps	Volts	HP	Amps
8A 120V/AC 15A 120V/AC	Not suitable		120 AC	8	120 AC	8	Not suitable		
10A 240V/AC 3/4HP 120-240V/AC	Not suitable		240 AC	10	240 AC	10	240V AC	3/4	12
15A 125-240V/AC 3/4HP 120-240V/AC	Not suitable		250 AC	15	250 AC	15	240V AC	3/4	12
20A 125V/AC“L” 20A 250V/AC 1HP 120-240V/AC	125 AC	20	250 AC	20	250 AC	20	240V AC	1	12

Maximum Loads – Switches – Special Use – AC-DC

Switch Rating	Incandescent		Inductive (Fluorescent)		Resistance		Motors		
	Volts	Amps	Volts	Amps	Volts	Amps	Volts	HP	Amps
3A 125V 1A 125V“T” 1A 250V	125	1	125	1.5	125	3	Not suitable		
3A 125V“T” 1A 250V	125	3	125	1.5	125	3	Not suitable		
6A 125V 3A 250V	Not suitable		125	3	125	6	Not suitable		
6A 125V 3A 125V“T” 3A 250V	125	3	125	3	125	6	Not suitable		
			250	0.1	250	1			
			250	0.1	250	1			
			250	1.5	250	3			



Industrial Specification Grade Switches

**15, 20, 30A 120/277V/AC
Grounding
15A 120/277/347V/AC**

INDUSTRIAL
COMMERCIAL
RESIDENTIAL


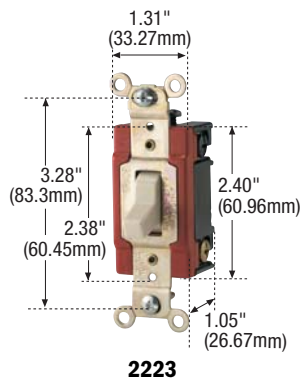


D-1 SWITCHES

TESTING & CODE COMPLIANCE

- UL 20 Listed (file no. 18704), meets Federal Spec. WS-896.
- CSA (file no. 10016 (6421-05)). Meets all CSA requirements, C22.2 no. 111, except as noted.
- NOM Certified, except as noted.

MATERIALS CHARACTERISTICS

Temperature Rating:
-40°C to 65°C.



AC Quiet Switches

FEATURES

- Industrial design cam action mechanism insures quiet switch action.
- Color-coded faces identify amperage: blue=15 amp, red=20 amp, green=30 amp.
- Automatic grounding system eliminates need for bonding jumper in grounded metal enclosure.
- Tapered lead-in slots on back wiring holes assist in gathering stranded wires for faster, more secure connections.
- Back and side wire terminals accept up to #10 solid or stranded wire.
- Ground screw terminal standard.
- 0.050" (1.27mm) thick steel mounting strap zinc-plated for corrosion resistance.
- 120/277V/AC rating ideal for fluorescent lighting fixtures typical in commercial applications.
- Combination slot/Robertson head mounting and terminal screws ease installation.

Back and Side Wire

Rating A	V/AC	Color	Catalog No.			
			Single-Pole	Double-Pole	3-Way	4-Way
15	120/277	Brown	1201B	1202B	1203B	1204B
		Gray	1201GY	1202GY	1203GY	1204GY
		Ivory	1201V	1202V	1203V	1204V
		Red	1201RD	—	1203RD	—
		White	1201W	1202W	1203W	1204W
20	120/277	Brown	2221B	2222B	2223B	2224B
		Gray	2221GY	2222GY	2223GY	2224GY
		Ivory	2221V	2222V	2223V	2224V
		Red	2221RD	2222RD	2223RD	2224RD
		White	2221W	2222W	2223W	2224W
30	120/277	Brown	3031B	3032B	3033B*	3034B*
		Ivory	3031V	3032V	3033V*	3034V*
		Red	3031RD	3032RD	3033RD*	3034RD*
		White	3031W	3032W	3033W*	3034W*

* Not CSA approved or NOM certified

Notes: · AC switches are not recommended for use on Master or Emergency Power Systems.
· AC switches can be used on HP applications as permitted by NEC® paragraphs 430.83 and 430.109.

Horsepower Rated for Motor Loads per UL 20

	120V/AC	240V/AC	Max Amps
15A	1/2 HP	2 HP	12A
20A	1 HP	2 HP	16A
30A	2HP	2HP	24A

Industrial Specification Grade Switches

Grounding
15, 20A/347V/AC



INDUSTRIAL
COMMERCIAL
RESIDENTIAL

D-2 SWITCHES

AC Quiet Switches – Canadian Version

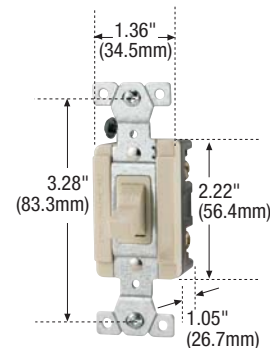
FEATURES

- Industrial design cam action mechanism insures quiet switch action.
- Automatic grounding system eliminates need for bonding jumper in grounded metal enclosure.
- Tapered lead-in slots on back wiring holes assist in gathering stranded wires for faster, more secure connections.
- Back and side wire terminals accept up to #10 solid or stranded wire.
- Ground screw terminal standard.
- 0.050" (1.27mm) thick steel mounting strap zinc-plated for corrosion resistance.
- Combination slot/Robertson head mounting and terminal screws ease installation.

Back and Side Wire

Rating A	V/AC	Color	Catalog No.			
			Single-Pole	Double-Pole	3-Way	4-Way
15	347	Brown	18201B	18202B	18203B	18204B
		Ivory	18201V	18202V	18203V	18204V
		White	18201W	—	18203W	—
20	347	Brown	18221B	18222B	18223B	18224B
		Ivory	18221V	18222V	18223V	18224V

Notes: · AC switches are not recommended for use on Master or Emergency Power Systems.
· AC switches can be used on HP applications as permitted by NEC® paragraphs 430.83 and 430.109.



18201

Horsepower Rated for Motor Loads per UL 20

	120V/AC	240V/AC	Max Amps
15A	1/2 HP	2 HP	12A
20A	1 HP	2 HP	16A
30A	2HP	2HP	24A

TESTING & CODE COMPLIANCE

- cUL Certified to C22.2 no. 111 (file no. E12339)
- NOM Certified, except as noted.

MATERIALS CHARACTERISTICS

Temperature Rating:
-40°C to 80°C.



Industrial Specification Grade Switches

**15, 20, 30A
120/277V/AC
Grounding**

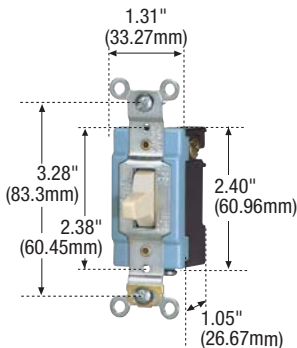
AC Quiet Three-Position Switches

FEATURES

- Industrial design cam action mechanism insures quiet switch action.
- Maintained and momentary contact switches establish circuit contact in either up or down "on" positions; center position "off."
- Color-coded faces identify amperage: blue=15 amp, red=20 amp, green=30 amp.
- Automatic grounding system eliminates need for bonding jumper in grounded metal enclosure.
- Back and side wire terminals accept up to #10 solid or stranded wire.
- Ground screw terminal standard.
- 0.050" (1.27mm) thick steel mounting strap zinc-plated for corrosion resistance.
- 120/277V/AC rating ideal for fluorescent lighting fixtures typical in commercial applications.
- Combination slot/Phillips head mounting and terminal screws ease installation (slot/Robertson screws in Canada where available).

INDUSTRIAL
COMMERCIAL
RESIDENTIAL

D-3 SWITCHES



1205



1995

Momentary and Maintained Contact, Three Position, Center Off – Back and Side Wire

Rating A	V/AC	Description	Color	Catalog No.	
				Single-Pole	Double-Pole
15	120/277	Maintained	Ivory	1205V	–
15	120/277	Momentary	Brown	1895B	–
			Gray	1895GY	–
			Ivory	1895V	–
15	120/277	Momentary – Locking	Nickel	1895L	–
20	120/277	Maintained	Brown	–	2226B**
			Ivory	2225V**	2226V**
			Gray	1995B	–
20	120/277	Momentary	Brown	1995B	–
			Gray	1995GY	–
			Ivory	1995V	–
20	120/277	Momentary – Locking	Nickel	1995L	–
30	120/277	Maintained	Brown	3035B* **	3036B* **
			Ivory	3035V* **	3036V* **

* Not NOM certified.

** Multiple Listed (ML #E109153), not CSA approved.

Replacement Key

Description	Catalog No.
Replacement Key for 1895/1995L	AH2000

Horsepower Rated for Motor Loads per UL 20

	120V/AC	240V/AC	Max Amps
15A	1/2 HP	2 HP	12A
20A	1 HP	2 HP	16A
30A	2HP	2HP	24A

TESTING & CODE COMPLIANCE

- UL 20 Listed (file no. E18704).
- CSA (file no. 10016 (6241-05)).
- Meets all CSA requirements, C22.2 no. 111
- NOM Certified, unless otherwise noted.

MATERIAL CHARACTERISTICS

Temperature Rating:
-40°C to 65°C.

Industrial Specification Grade Switches

15, 20A
120/277/AC



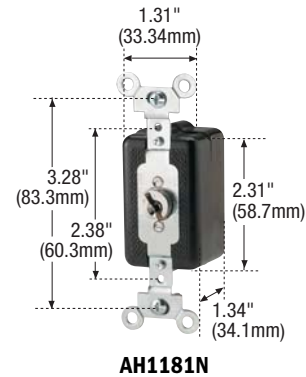
AC Switches – Corbin Lock Type

FEATURES

- Exclusive steel-housed Corbin locking device operates with a true key for added security and resistance to vandalism.
- Key removable in the “ON” and “OFF” position. Standard finish of lock dome is nickel.
- Two keys are supplied with each lock switch. AH14 key is standard.

Back and Side Wire

Rating A	V/AC	Description	Lock Dome Finish	Catalog No.
15	120/277	Single Pole	Nickel	AH1181N
		Single Pole, key removable in “OFF” position only	Nickel	AH1181NOF
		Double Pole	Nickel	AH1182N
		Three-Way	Nickel	AH1183N
20	120/277	Single Pole	Nickel	AH1191N
		Single Pole, key removable in “OFF” position only	Nickel	AH1191NOF
		Double Pole	Nickel	AH1192N
		Three-Way	Nickel	AH1193N



INDUSTRIAL
COMMERCIAL
RESIDENTIAL

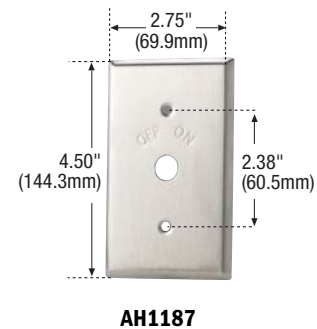
D-4
SWITCHES

Corbin Replacement Key – for Corbin Switches

Description	Catalog No.
Corbin Replacement Key	AH14

Stainless Steel Wallplates

Description	Catalog No.
Stainless Steel Wallplate, With “ON-OFF” Indication.	AH1187
Stainless Steel Wallplate, Non-Indicating.	AH1188



Horsepower Rated for Motor Loads per UL 20

	120V/AC	240V/AC	Max Amps
15A	1/2 HP	2 HP	12A
20A	1 HP	2 HP	16A

TESTING & CODE COMPLIANCE

· UL 20 Listed (file no. E135162).

MATERIAL CHARACTERISTICS

Urea / Phenolic
Temperature Rating:
-40°C to 100°C.



Industrial Specification Grade Switches

15, 20, 30A
120/277V/AC
Grounding


AC Quiet Locking Switches

FEATURES

- Industrial design cam action mechanism insures quiet switch action.
- Tapered lead-in slots on back wiring holes assist in gathering stranded wires for faster, more secure connections.
- Locking switches prevent unauthorized actuation.
- Color-coded faces identify amperage: blue=15 amp, red=20 amp, green=30 amp.
- Automatic grounding system eliminates need for bonding jumper in grounded metal enclosure.
- Back and side wire terminals accept up to #10 solid or stranded wire.
- Ground screw terminal standard.
- 0.050" (1.27mm) thick steel mounting strap zinc-plated for corrosion resistance.
- 120/277V/AC rating ideal for fluorescent lighting fixtures typical in commercial applications.
- Combination slot/Phillips head mounting and terminal screws ease installation with power screwdrivers (slot/Robertson screws in Canada where available).

INDUSTRIAL
COMMERCIAL
RESIDENTIAL

D-5 SWITCHES



1201L

Locking - Back and Side Wire

Rating	A	V/AC	Color	Catalog No.			
				Single-Pole	Double-Pole	3-Way	4-Way
15		120/277	Brown	1201L	1202L	1203L	1204L
20		120/277	Brown	2221L	2222L	2223L	2224L
30		120/277	Brown	3031L*	3032L*	3033L*	3034L*

*Not NOM certified.

Replacement Key

Description	Catalog No.
Replacement Key	1201LK

Horsepower Rated for Motor Loads per UL 20

	120V/AC	240V/AC	Max Amps
15A	1/2 HP	2 HP	12A
20A	1 HP	2 HP	16A
30A	2HP	2HP	24A

TESTING & CODE COMPLIANCE

- UL 20 Listed (file no. E18704), meets Federal Spec. WS-896.
- CSA (file no. 10016 (6241-05)).
- Meets all CSA requirements, C22.2 no. 111
- NOM Certified, unless otherwise noted

MATERIAL CHARACTERISTICS

Temperature Rating:
-40°C to 65°C.

Industrial Specification Grade Switches

15, 20A
120/277V/AC



INDUSTRIAL
COMMERCIAL
RESIDENTIAL

D-6 SWITCHES

AC Switches – Tap Action

FEATURES

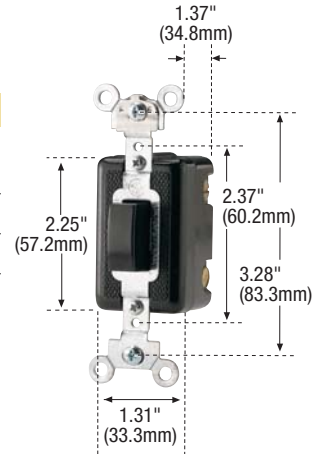
- Industrial design push button switch.
- Automatic grounding system eliminates need for bonding jumper in grounded metal enclosure.
- Side wiring terminals accept up to #10 solid or stranded wire.
- Accepts standard toggle plate, or AH2881/82 weather protective covers.

Side Wiring

Rating A	V/AC	Color	Catalog No.			
			Single-Pole	Double-Pole	3-Way	4-Way
20	120/277	Brown	2991B	2992B	2993B*	2994B
		Ivory	2991V	2992V	2993V*	2994V

*UL Only.

Notes: · AC switches are not recommended for use on Master or Emergency Power Systems.
· AC switches can be used on HP applications as permitted by NEC® paragraphs 430.83 and 430.109.



2992

AC Switches – Tap Action Lighted Button

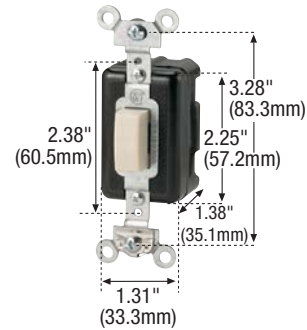
FEATURES

- Industrial design push button switch.
- Lighted in the "OFF" position, neon bulb is rated 120V only.
- Automatic grounding system eliminates need for bonding jumper in grounded metal enclosure.
- Side wiring terminals accepts up to #10 solid or stranded wire.
- Accepts standard toggle plate.

Side Wiring

Rating A	V/AC	Color	Catalog No.			
			Single-Pole	Double-Pole	3-Way	4-Way
15	120/277	Ivory	2897V	—	2898V*	—
20	120/277	Ivory	2997V	2996V	2998V*	—

*UL Only.



2897

Horsepower Rated for Motor Loads per UL 20

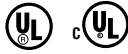
	120V/AC	240V/AC	Max Amps
15A	1/2 HP	2 HP	12A
20A	1 HP	2 HP	16A

TESTING & CODE COMPLIANCE

- UL 20 Listed (file no. E135162).
- cUL Certified to C22.2 no. 111.

MATERIAL CHARACTERISTICS

Urea / Phenolic and Polycarbonate Toggle
Temperature Rating:
-40°C to 80°C.



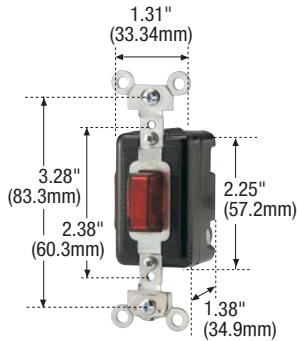
Industrial Specification Grade Switches

15A, 20A
120/277V/AC

AC Switches – Tap Action Pilot Light

FEATURES

- Industrial design push button switch.
- Lighted in the “ON” position, neon bulb is rated 120V only.
- Automatic grounding system eliminates need for bonding jumper in grounded metal enclosure.
- Side wiring terminals accept up to #10 solid or stranded wire.
- Accepts standard toggle plate.



2999

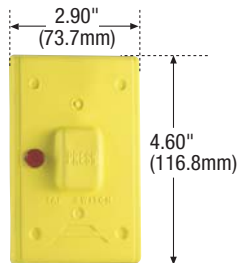
Side Wire Only

Rating		Color	Catalog No.
A	V/AC		
15	120/277	Red	2899RD
		Ivory	2899V
20	120/277	Red	2999RD
		Ivory	2999V

Weather Protective AC Tap Action Switch Plates

FEATURES

- Designed with finned, self-sealing mounting holes for either FS (cast or plastic) or standard flush wall boxes.
- For all CWD tap action switches.



2882

Weather Protective Neoprene Plates

Description	Color	Catalog No.
Plate Only, One Gang	Gray	2881G
	Yellow	AH2881
Plate and 125 Volt Red Pilot	Gray	2882G
	Yellow	AH2882

Notes: · AC switches are not recommended for use on Master or Emergency Power Systems.
· AC switches can be used on HP applications as permitted by NEC® paragraphs 430.83 and 430.109.

Horsepower Rated for Motor Loads per UL 20

	120V/AC	240V/AC	Max Amps
15A	1/2 HP	2 HP	12A
20A	1 HP	2 HP	16A

INDUSTRIAL
COMMERCIAL
RESIDENTIAL

D-7 SWITCHES

TESTING & CODE COMPLIANCE

- UL 20 Listed (file no. E135162)
- cUL Certified to C22.2 no. 111 (file no. E12339).

MATERIAL CHARACTERISTICS

Urea / Phenolic and Polycarbonate Toggle
Temperature Rating:
-40°C to 80°C

Industrial Specification Grade Switches

Lighted and Pilot Light
15, 20, 30A
120/277V/AC Grounding




INDUSTRIAL
COMMERCIAL
RESIDENTIAL

D-8 SWITCHES


AC Quiet Switches

FEATURES

- Industrial design cam action mechanism insures quiet switch action.
- Tapered lead-in slots on back wiring holes assist in gathering stranded wires for faster, more secure connections.
- Color-coded faces identify amperage: blue=15 amp, red=20 amp, green=30 amp.
- Automatic grounding system eliminates need for bonding jumper in grounded metal enclosure.
- Back and side wire terminals accept up to #10 solid or stranded wire.
- Ground screw terminal standard.
- 0.050" (12.7mm) thick steel mounting strap zinc-plated for corrosion resistance.
- 120/277V/AC rating ideal for fluorescent lighting fixtures typical in commercial applications.
- Pilot light version glows in "on" position, lighted version glows when "off".
- Combination slot/Phillips head mounting and terminal screws ease installation with power screwdrivers (slot/Robertson screws in Canada where available).



1223LT



2222PL

Lighted Toggle - Back and Side Wire

Rating A	V/AC	Color	Catalog No.		
			Single-Pole	Double-Pole	3-Way
15	120/277	Ivory	1201LTV	—	1203LTV
		White	1201LTW	—	1203LTW
20	120/277	Ivory	2221LTV	—	2223LTV
		White	2221LTW	—	2223LTW

Pilot Light - Back and Side Wire

Rating A	V/AC	Color	Catalog No.		
			Single-Pole	Double-Pole	3-Way
15	120/277	Red	1201PL	1202PL	—
20	120/277	Red	2221PL	2222PL	—
30	120/277	Red	—	3032PL*	—

Horsepower Rated for Motor Loads per UL 20

	120V/AC	240V/AC	Max Amps
15A	1/2 HP	2 HP	12A
20A	1 HP	2 HP	16A
30A	2HP	2HP	24A

TESTING & CODE COMPLIANCE

- UL 20 Listed (file no. E18704), meets Federal Spec. WS-896.
- CSA (file no. 10016 (6241-05)). Meets all CSA requirements, C22.2 no. 111
- NOM Certified

MATERIAL CHARACTERISTICS

Temperature Rating:
-40°C to 65°C



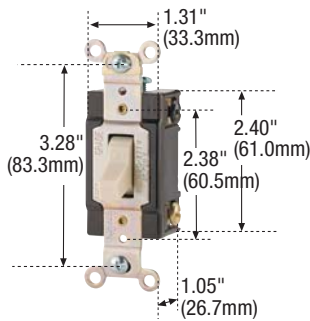
Commercial Specification Grade Switches

**15, 20A
120/277V/AC
Grounding**

AC Quiet Switches

FEATURES

- Industrial design cam action mechanism insures quiet switch action.
- Tapered lead-in slots on back wiring holes assist in gathering stranded wires for faster, more secure connections.
- Side wire and back wire terminals accept up to #10 solid or stranded wire.
- Terminal screws backed out – ready for wiring.
- 120/277V/AC rating ideal for fluorescent lighting fixtures typical in commercial applications.
- 0.050" (1.27mm) thick steel mounting strap zinc-plated for corrosion resistance.
- Ground screw terminal standard.
- Combination slot/Phillips head mounting and terminal screws ease installation. (slot/Robertson screws in Canada where available).



CSB120

Back and Side Wire

Rating A	V/AC	Color	Catalog No.			
			Single-Pole	Double-Pole	3-Way	4-Way
15	120/277	Brown	CSB115B	CSB215B	CSB315B	CSB415B
		Gray	CSB115GY	CSB215GY	CSB315GY	CSB415GY
		Ivory	CSB115V	CSB215V	CSB315V	CSB415V
		White	CSB115W	CSB215W	CSB315W	CSB415W
20	120/277	Brown	CSB120B	CSB220B	CSB320B	CSB420B
		Gray	CSB120GY	CSB220GY	CSB320GY	CSB420GY
		Ivory	CSB120V	CSB220V	CSB320V	CSB420V
		White	CSB120W	CSB220W	CSB320W	CSB420W

Horsepower Rated for Motor Loads per UL 20

	120V/AC	240V/AC	Max Amps
15A	1/2 HP	2 HP	12A
20A	1 HP	2 HP	16A

INDUSTRIAL
COMMERCIAL
RESIDENTIAL

**D-9
SWITCHES**

TESTING & CODE COMPLIANCE

- UL 20 Listed (file no. E18704), meets Federal Spec. WS-896.
- CSA (file no. 10016 (6241-05)). Meets all CSA requirements, C22.2 no. 111

MATERIAL CHARACTERISTICS

Temperature Rating:
-40°C to 65°

Commercial Specification Grade Switches

15, 20A
120/277V/AC
Grounding



INDUSTRIAL
COMMERCIAL
RESIDENTIAL

D-10 SWITCHES

AC Quiet Switches

FEATURES

- Industrial design cam action mechanism insures quiet switch action.
- Side wire terminals accept up to #10 solid or stranded wire.
- Terminal screws backed out —ready for wiring.
- 120/277V/AC rating ideal for fluorescent lighting fixtures typical in commercial applications.
- 0.050" (1.27mm) thick steel mounting strap zinc-plated for corrosion resistance.
- Lighted switches glow in "off" position.
- Ground screw terminal standard.
- Combination slot/Phillips head mounting and terminal screws ease installation. (slot/Robertson screws in Canada where available).
- Color-coded strap marking identifies amperage: Blue=15 amp, Red=20 amp.

Side Wire

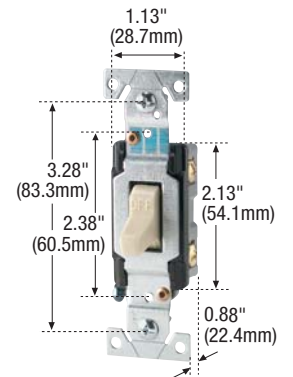
Rating A	V/AC	Color	Catalog No.			
			Single-Pole	Double-Pole	3-Way	4-Way
15	120/277	Almond	CS115A	CS215A	CS315A	CS415A
		Black	CS115BK	—	CS315BK	—
		Brown	CS115B	CS215B	CS315B	CS415B
		Gray	CS115GY	CS215GY	CS315GY	CS415GY
		Ivory	CS115V	CS215V	CS315V	CS415V
		White	CS115W	CS215W	CS315W	CS415W
20	120/277	Almond	CS120A	CS220A	CS320A	CS420A
		Black	CS120BK	—	CS320BK	—
		Brown	CS120B	CS220B	CS320B	CS420B
		Gray	CS120GY	CS220GY	CS320GY	CS420GY
		Ivory	CS120V	CS220V	CS320V	CS420V
		White	CS120W	CS220W	CS320W	CS420W

Lighted Toggle - Side Wire

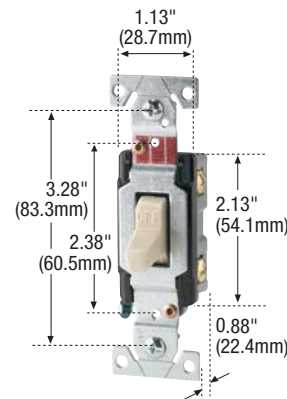
Rating A	V/AC	Color	Catalog No.			
			Single-Pole	Double-Pole	3-Way	4-Way
20	120/277	Ivory	CS120LTV	—	CS320LTV	—
		White	CS120LTW	—	CS320LTW	—

Horsepower Rated for Motor Loads per UL 20

	120V/AC	240V/AC	Max Amps
15A	1/2 HP	2 HP	12A
20A	1 HP	2 HP	16A



CS115



CS120

TESTING & CODE COMPLIANCE

- UL 20 Listed (file no. E18704), meets Federal Spec. WS-896.
- CSA (file no. 10016 (6241-05)). Meets all CSA requirements, C22.2 no. 111
- NOM Certified.

MATERIAL CHARACTERISTICS

Temperature Rating:
-40°C to 65°C.

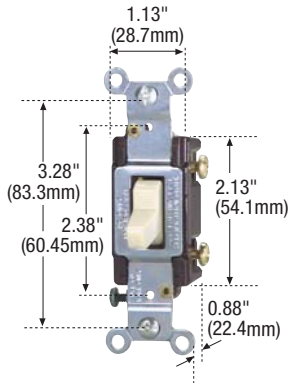


Commercial Specification Grade Switches

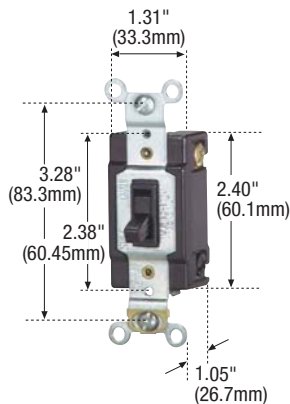
Heavy Duty Switches
15, 20A
120/277V/AC

INDUSTRIAL
COMMERCIAL
RESIDENTIAL

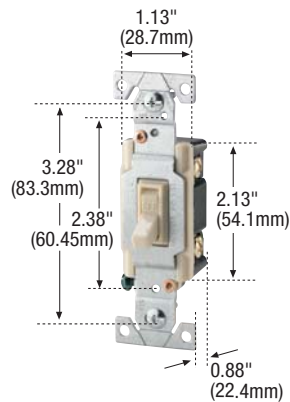
D-11 SWITCHES



1240-1



1242-7



1221-1

AC Quiet Switches

FEATURES

- Industrial design cam action mechanism insures quiet switch action.
- Single pole and three way switches feature additional push-in common terminal for feed-through tapping.
- 120/277V/AC rating ideal for fluorescent lighting fixtures typical in commercial applications.
- 0.050" (1.27mm) thick steel mounting strap zinc-plated for corrosion resistance.
- Side wire terminals accept up to #10 solid or stranded wire.
- Push-in terminals accept #12 or #14 solid wire.
- Lighted switches glow in "off" position.
- Combination slot/Phillips head mounting and terminal screws ease installation.

Grounding Switch - Side Wire and Push Wire

Rating A	V/AC	Description	Color	Catalog No.			
				Single-Pole	Double-Pole	3-Way	4-Way
15	120/277	Large Toggle	Brown	1240-1B	1262-1B	1249-1B	—
			Ivory	1240-1V	1262-1V	1249-1V	—
			White	1240-1W	1262-1W	1249-1W	—
15	120/277	Framed Toggle	Almond	—	—	—	1242-7A*
			Brown	—	—	—	1242-7B*
			Ivory	—	—	—	1242-7V*
			Light Almond	—	—	—	1242-7LA*
			White	—	—	—	1242-7W*
20	120/277	Large Toggle	Brown	1238-1B**	1245-1B	1239-1B	—
			Ivory	1238-1V**	1245-1V	1239-1V	—

*Side wire only

** Not NOM

Grounding Switch - Side Wire and Push Wire

Rating A	V/AC	Description	Color	Catalog No.	
				Single-Pole	3-Way
15	120	Framed Toggle	Brown	1221-1B	1223-1B
			Ivory	1221-1V	1223-1V
			White	1221-1W	1223-1W

Horsepower Rated for Motor Loads per UL 20

	120V/AC	240V/AC	Max Amps
15A	1/2 HP	2 HP	12A
20A	1HP	2HP	16A

TESTING & CODE COMPLIANCE

- UL 20 Listed, (file no. E18704)
- NOM Certified

MATERIAL CHARACTERISTICS

Temperature Rating:
-20°C to 60°C.

Standard Grade Switches

15A
120V/AC



INDUSTRIAL
COMMERCIAL
RESIDENTIAL

D-12 SWITCHES

AC Quiet Switches – Framed Toggle

FEATURES

- Longer, wider strap provides 40% more contact area to wall board. Virtually eliminates floating installations.
- Industrial design cam action mechanism insures quiet switch action.
- Patented built-in wire stripper for #14 and #12 wire to speed installation.
- Unbreakable top and bottom housing eliminates call-backs due to job site breakage.
- Patented built-in wire looper for pre-looping.
- Three way switches feature additional push-in common termination for feed-through tapping.
- Push-in terminals accept #12 or #14 solid wire only.
- Side wire terminals accept up to #10 solid or stranded wire.
- Combination slot/Phillips head mounting and terminal screws ease installation (slot/Robertson screws in Canada where available).

Non-Grounding Switch – Side Wire and Push Wire

Rating A	V/AC	Description	Color	Catalog No.	
				Single-Pole	3-Way
15	120	Framed Toggle	Brown	1301B	1303B
			Ivory	1301V	1303V
			White	1301W	1303W

Grounding Switch – Side Wire and Push Wire

Rating A	V/AC	Description	Color	Catalog No.	
				Single-Pole	3-Way
15	120	Framed Toggle	Almond	1301-7A	1303-7A
			Brown	1301-7B	1303-7B
			Ivory	1301-7V	1303-7V
			Light Almond	1301-7LA	1303-7LA
			White	1301-7W	1303-7W
15	120	Less Ears	Brown	1301-73B	—
			Ivory	1301-73V	—
			White	1301-73W	—

AC Quiet Switches – Lighted Toggle

FEATURES

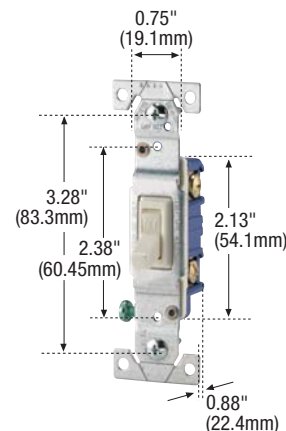
- Lighted toggle glows in “off” position.
- Exclusive color matching toggle and dust apron.

Lighted Toggle Grounding Switch – Side Wire and Push Wire

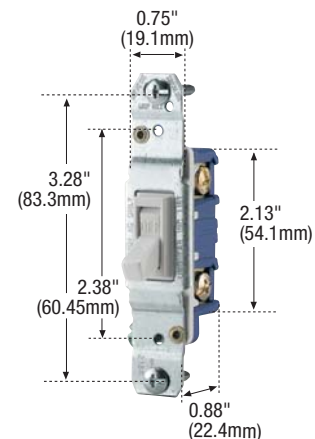
Rating A	V/AC	Description	Color	Catalog No.	
				Single-Pole	3-Way
15	120	Lighted	Almond	1301-7LTA	1303-7LTA
			Ivory	1301-7LTV	1303-7LTV
			Light Almond	1301-7LTLA	1303-7LTLA
			White	1301-7LTV	1303-7LTV

Horsepower Rated for Motor Loads per UL 20

	120V/AC	240V/AC	Max Amps
15A	1/2 HP	2 HP	12A



1301-7



1301-73

TESTING & CODE COMPLIANCE

- UL 20 Listed, (file no. E18704)
- NOM Certified.

MATERIAL CHARACTERISTICS

Temperature Rating:
-20°C to 60°C.



Standard Grade Switches

**CO/ALR Switches
15A 120V/AC**

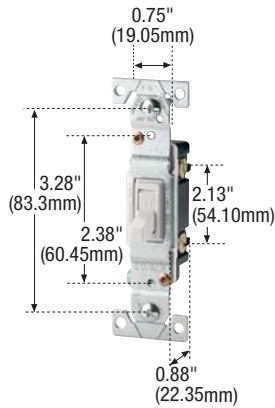
CO/ALR Switches – Framed Toggle

FEATURES

- For direct connection to aluminum or copper wire.
- Longer, wider strap provides 40% more contact area to wall board. Virtually eliminates floating installations.
- Industrial design cam action mechanism insures quiet switch action.
- Side wire terminals accept up to #10 solid or stranded copper wire, and up to #10 solid aluminum wire.
- Terminal screws backed out – ready for wiring.
- Combination slot/Phillips head mounting and terminal screws ease installation (slot/Robertson screws in Canada where available).

INDUSTRIAL
COMMERCIAL
RESIDENTIAL

**D-13
SWITCHES**



5221-7

Copal (CO/ALR) Grounding Switch – Side Wire

Rating A	V/AC	Description	Color	Catalog No.	
				Single-Pole	3-Way
15	120	CO/ALR	Brown	5221-7B	5223-7B
			Ivory	5221-7V	5223-7V
			White	5221-7W	5223-7W

Horsepower Rated for Motor Loads per UL 20

	120V/AC	240V/AC	Max Amps
15A	1/2 HP	2 HP	12A

TESTING & CODE COMPLIANCE

· UL 20 Listed,
(file no. E18704)

MATERIAL CHARACTERISTICS

Temperature Rating:
-40°C to 65°C.

Commercial Combination Devices

Single Pole Switch with Second Device



INDUSTRIAL
COMMERCIAL
RESIDENTIAL

D-14 SWITCHES

Commercial Combination Devices

FEATURES

- Grounding terminal screw standard.
- Combination switch with additional switch has 120/277 rating ideal for fluorescent lighting fixtures typical in commercial applications.
- Receptacles have triple wipe line contacts and double wipe ground contacts to insure long-term plug retention.
- 0.050"(1.27mm) thick steel mounting strap zinc-plated for corrosion resistance.
- Break-off provision for wiring both devices on same circuit or on separate circuits.
- Terminal screws backed out – ready for wiring.
- Side wire terminals accept up to #10 solid or stranded wire.
- Pilot light may be wired to indicate power “on” or power “off”.
- Combination switch with receptacle Catalog No. 274 and 291 feature neon pilot light standard.
- Combination slot/Phillips head mounting and terminal screws ease installation. (slot/Robertson screws in Canada where available).

Single Pole Switch with Receptacle – Side Wire

Switch Rating	Receptacle Rating	Second Device Description	Color	Catalog No.
15A 120V/AC	15A 125V/AC	2P3W Grounding Receptacle	Almond	274A
			Brown	274B
			Ivory	274V
			Light Almond	274LA
			White	274W
20A 120/277V/AC	20A 125V/AC	2P3W Grounding Receptacle	Brown	291B
			Ivory	291V
			White	291W

Single Pole Switch with Additional Switch – Side Wire

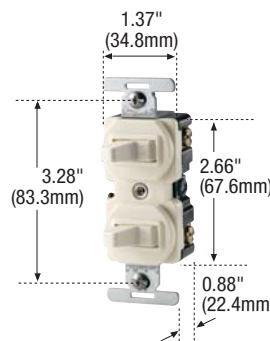
Rating A	V/AC	Second Device Description	Color	Catalog No.
15	120/277	Single Pole Switch	Almond	271A
			Brown	271B
			Ivory	271V
			Light Almond	271LA
			White	271W
15	120/277	3-Way Switch	Almond	275A
			Brown	275B
			Ivory	275V
			Light Almond	275LA
			White	275W

Single Pole Switch with Pilot Light – Side Wire


Switch Rating	Pilot Light Rating	Color	Catalog No.
15A 120V/AC	1/25W 120V/AC	Almond	277A
		Brown	277B
		Ivory	277V
		Light Almond	277LA
		White	277W



274



271



277

TESTING & CODE COMPLIANCE

- UL 20 Listed, (file no. E18704)
- For Switches: CSA (file no. 10016 (6241-05))
- For Switches w/Recep.: CSA (file no. 6914 (6233-04)).

Meets all CSA requirements, C22.2 no. 111 for switches, C22.2 no. 42 for receptacles.

MATERIAL CHARACTERISTICS

Temperature Rating:
-40°C to 65°C.




Commercial Combination Devices

Three Way Switch
with Second Device

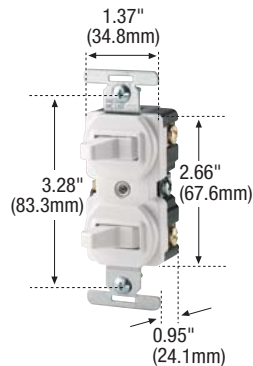
Commercial Combination Devices

FEATURES


- Grounding terminal screw standard.
- Combination switch with additional switch has 120/277 rating ideal for fluorescent lighting fixtures typical in commercial applications.
- Receptacles have triple wipe line contacts and double wipe ground contacts to insure long-term plug retention.
- 0.050" (1.27mm) thick steel mounting strap zinc-plated for corrosion resistance.
- Break-off provision for wiring both devices on same circuit or on separate circuits (except 294).
- Terminal screws backed out – ready for wiring.
- Side wire terminals accept up to #10 solid or stranded wire.
- 294 contains exclusive circuit – pilot light “on” when load is “on.”
- Combination slot/Phillips head mounting and terminal screws ease installation (slot/Robertson screws in Canada where available).



293



276



294

Three Way Grounding Switch with Receptacle – Side Wire

Switch Rating	Receptacle Rating	Second Device Description	Color	Catalog No.
15A 120V/AC	15A 125V/AC	2P3W Grounding Receptacle	Brown	293B
			Ivory	293V
			White	293W

Three Way Grounding Switch with Additional Switch – Side Wire

Switch Rating	Receptacle Rating	Second Device Description	Color	Catalog No.
15	120/277V/AC	3-Way Switch	Almond	276A
			Ivory	276V
			Light Almond	276LA
			White	276W

Three Way Switch with Pilot Light – Side Wire

Switch Rating	Pilot Light Rating	Color	Catalog No.
15A 120V/AC	1/25W 120V/AC	Almond	294A
		Brown	294B*
		Ivory	294V*
		Light Almond	294LA

* Not NOM

Horsepower Rated for Motor Loads per UL 20

	120V/AC	240V/AC	Max Amps
15A	1/2 HP	2 HP	12A

INDUSTRIAL
COMMERCIAL
RESIDENTIAL

D-15
SWITCHES

TESTING & CODE COMPLIANCE

· UL Listed, (file no. E18704)
· For Switches: CSA (file no. 10016 (6241-05))
For Switches w/Recep.: CSA (file no. 6914 (6233-04)).
Meets all CSA requirements, C22.2 no. 111 for switches, C22.2 no. 42 for receptacles.

MATERIAL CHARACTERISTICS

Temperature Rating: -40°C to 65°C.

AC-DC Combination Devices

AC-DC Single Pole Switch with Second Device



INDUSTRIAL
COMMERCIAL
RESIDENTIAL

D-16 SWITCHES

TESTING & CODE COMPLIANCE

- UL (file no. E18704)
- Switch w/Recep.: CSA (file no. 6914 (6233-01)); Switch w/additional switch or pilot light: CSA (file no. 10016 (6241-05)).
- Switches meet all CSA requirements, C22.2 no.111.
- Receptacles meet all CSA requirements, C22.2 no. 42
- NOM Certified except as noted

MATERIAL CHARACTERISTICS

Temperature Rating:
-40°C to 65°C.

AC-DC Combination Devices

FEATURES

- Receptacles have triple wipe line contacts and double wipe ground contacts to insure long-term plug retention.
- 0.050" (1.27mm) thick steel mounting strap zinc-plated for corrosion resistance.
- Terminal screws backed out —ready for wiring.
- Side wire terminals accept up to #10 solid or stranded wire.
- Pilot light may be wired to indicate power "on" or power "off".
- Combination slot/Phillips head mounting and terminal screws ease installation (slot/Robertson screws in Canada where available).

AC-DC Switch with Receptacle – Side Wire

Switch Rating	Receptacle Rating	Second Device Description	Color	Catalog No.
10A "T" 125V/AC 5A 250V	15A 125V/AC	2P2W Receptacle	Brown	798B#
			Ivory	798V#
10A "T" 125V/AC 5A 250V/AC	15A 125V/AC	2P3W Grounding Receptacle	Brown	991B
			Ivory	991V
			White	991W
				# Not CSA

AC-DC Switch with Additional Switch – Side Wire

Switch Rating	Second Switch Rating	Second Device Description	Color	Catalog No.
10A "T" 125V/AC 5A 250V/AC	10A "T" 125V/AC 5A 250V/AC	Single Pole Switch	Brown	711B*
			Ivory	711V*
			White	711W*

*Not NOM certified

AC-DC Switch with Pilot Light – Side Wire

Switch Rating	Pilot Light Rating	Color	Catalog No.	
10A "T" 125V/AC 5A 250V/AC	75W 120V/AC	bulb not included	Brown	799B*
		bulb not included	Ivory	799V*

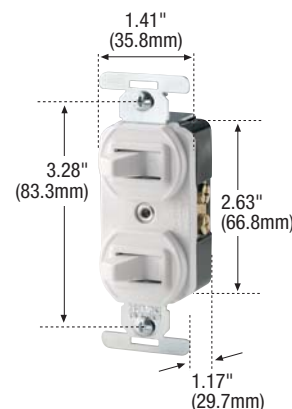
*Not NOM certified

Replacement Bulb for 799 Pilot Light


Description	Color	Catalog No.
Replacement Bulb	Clear	936C



798



711



799



Canopy Switches

Canopy Switches

FEATURES

- Wide variety of sizes for use in fixtures, appliances, doorways, and equipment.
- Shank is threaded #15/32-32 x 15/32" (11.8mm) long.
- Hex nut and finishing nut furnished.
- 6 wire lead terminals, #18 105°C stripped 0.75" (19.1mm).



488NP



459



449NP



460



458NP

Turn Knob - Metal

Rating	Circuit	Sequence	Finish	Catalog No.
3A 125V/AC "T"; 1A 250V/AC	Two Circuit	LO-MED-HI-OFF	Nickel	488NP
			Brass	488BD
3A 125V/AC; 1A 125V/AC "T"; 1A 250V/AC	Single Pole	ON-OFF	Nickel	443NP
			Brass	443BD

Turn Knob - Plastic

Rating	Circuit	Sequence	Finish	Catalog No.
3A 125V/AC; 1A 125V/AC "T"; 1A 250V/AC	Single Pole	ON-OFF	Black	459

Push Button - Metal

Rating	Circuit	Sequence	Finish	Catalog No.
3A 125V/AC; 1A 125V/AC "T"; 1A 250V/AC	Single Pole	ON-OFF	Nickel	449NP

Pull Chain - End Bell

Rating	Circuit	Sequence	Finish	Catalog No.
6A 125V/AC; 3A 125V/AC "T"; 3A 250V/AC	Single Pole	ON-OFF	Nickel	442*
			Brass	460
1A 250V/AC; 3A 125V/AC; 1A 125V/AC "T"	Single Pole	ON-OFF	Nickel	458NP*
			Brass	458BD*

* NOM certified

INDUSTRIAL
COMMERCIAL
RESIDENTIAL

D-17
SWITCHES

TESTING & CODE COMPLIANCE

- UL Listed, (file no. E18704)
- Meets all CSA requirements, C22.2 no. 111.

MATERIAL CHARACTERISTICS

Temperature Rating:
-40°C to 65°C.

Canopy Switches



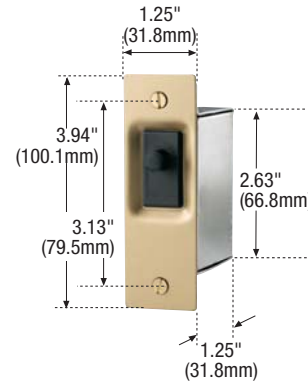
Door Operated Canopy Switch Assembly

FEATURES

- Wide variety of uses in doorways or other entries.
- 6" (152.40mm) wire leads with female disconnects: #18AWG - FT1, rated 105°C, stripped 0.50" (12.70mm).
- Brass-toned faceplate measures just 1.25" (31.75mm) wide for convenient installation.
- Includes steel switch box with 4 KO'S.
- Supplied with 4 - #6 x 0.625" (15.875mm) flathead wood screws for box mounting, 2 - #6-32 x 0.50" (12.70mm) brass-plated device.

Push Button - Momentary Contact

Rating A	Rating AC/DC	Circuit	Function	Color	Catalog No.
10	125/277V/AC 1/3 HP	Single Pole	ON when door open	White	1664
10	125/250/277V/AC	Single Pole	OFF when door open	Black	1665



1665

INDUSTRIAL
COMMERCIAL
RESIDENTIAL

D-18
SWITCHES


Circuit Control Toggle Switches - Plastic Bat Handles

FEATURES

- Shank is threaded #15/32-32 x 15/32" (11.8mm) long.

Toggle Switch - Plastic Bat Handle

Rating	Circuit	Sequence	Screw Terminals	Catalog No.	Solder/Quick Connect Tabs
20A 125V/AC "L"; 20A 250V/AC; 1 HP 120/240V/AC	SPST	ON-OFF	447	456	



456

Circuit Control Toggle Switches - Metal Bat Handles

FEATURES

- Shank is threaded 15/32"-32 x 9/32" long.
- Keyed shank, indicator plate, and finishing nut furnished.
- Wire leads are 6" (152.4mm) long #18 105°C, stripped 0.75" (19.1mm).

Toggle Switch - Metal Bat Handle

Rating	Circuit	Sequence	Catalog No.	Wire Leads
6A 125V/AC; 3A 250V/AC	SPST	ON-OFF	452	



452

TESTING & CODE COMPLIANCE

- 1664 & 1665: UL recognized component (file no. E23301); CSA certified (file no. 016503C000) switch only.
- UL Listed, (file no. E18704)
- CSA (file no. 10016 (6241-90 & 6241-10)), Meets all CSA requirements, C22.2 no. 111.

MATERIAL CHARACTERISTICS

Temperature Rating:
-40°C to 65°C.




Appliance Switches

Appliance Switches

FEATURES

- Cutout 0.55" x 1.125" (13.97mm x 28.57mm) rectangle.
- Integral snap-in clamps accept wide range of panel thicknesses from 0.32" x 0.125" (8.13mm x 3.17mm).
- High impact-resistant, thermoplastic construction.
- Pilot light has long-life neon lamp.
- Lighted versions glow when "off".
- 0.25" (6.4mm) solder/quick connect tab terminals.

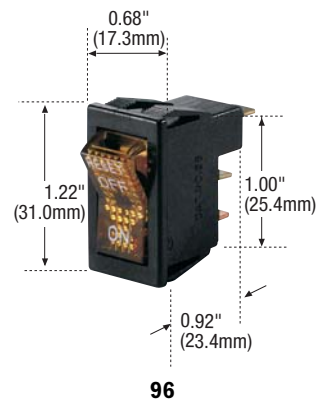


Rocker Switch - Marked ON-OFF

Rating	Circuit	Sequence	Color	Catalog No.
6A "L" 120V/AC; 240V/AC; 1 HP 120-240V/AC	SPST	ON-OFF	Black	52-6BK
			White	52-6W

Rocker Switch, Red - Lighted

Rating	Circuit	Sequence	Color	Catalog No.
6A "L" 120V/AC; 15A 120V/AC; 10A 240V/AC; 1 HP 120-240V/AC	SPST	ON-OFF	Black with Red Rocker	55BK



Circuit Breaker Switch

Rating	Description	Sequence	Color	Catalog No.
15A 120V/AC	Amber Rocker	ON-OFF	Black	96-2BK*
15A 120V/AC	Lighted Amber Rocker	ON-OFF	Black	96BK*

* Not CSA approved

Pilot Light

Rating	Color	Catalog No.
1/3 Watt, 120V/AC	Black with White Lens	53BK**

** CSA file 1739 (6231-09)



INDUSTRIAL
COMMERCIAL
RESIDENTIAL

D-19
SWITCHES

TESTING & CODE COMPLIANCE

- UL Listed, files: E18704 (52-6BK/W & 55BK), E18522 (53BK), E129961 (96BK & 96-2BK)
- CSA (file no. 10016 (6241-10))
- Meets all CSA requirements, C22.2 no. 111

MATERIAL CHARACTERISTICS

Environmental:
Flammability
per UL94
requirements,
V2 rated.
Temperature Rating:
-40°C to 70°C

Special Use AC Switches

Surface Mount, Cover Mounted
Feed-Through Cord Switches



INDUSTRIAL
COMMERCIAL
RESIDENTIAL

D-20 SWITCHES

TESTING & CODE COMPLIANCE

- UL Listed, files: E18704, 939B & 939V; file E47968
- CSA (file no. 10016 (6241-05 & 6241-08)),
- Meets all CSA requirements, C22.2 no. 111

MATERIAL CHARACTERISTICS

Temperature Rating:
-40°C to 65°C.


Surface Mount

FEATURES

- Heavy duty plastic construction.
- Use with surface-mounted wiring, non-metallic cable.

AC-DC Surface Mount – Side Wire

Rating		Description	Color	Catalog No. Single-Pole
A	V/AC-DC			
10A	125V, 5A 250V	For SPT Cord	Brown	735B
			Ivory	735V



735

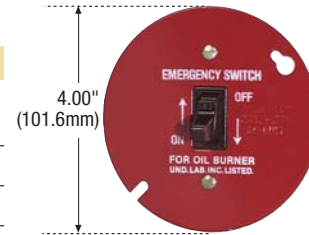
Cover Mounted

FEATURES

- Covers are heavy gauge steel.
- Push wire terminals accept #12 or #14 solid wire.
- Side wire terminals accept up to #10 solid or stranded wire.

Cover Mounted – Side Wire

Rating		Description	Color	Catalog No. Single-Pole
A	V/AC			
15	120/277	On 4" (101.6mm) Cover	Aluminum Sprayed	779
15	120/277	On 4" (101.6mm) Cover	Red Oil Burner	713



713

Feed-Through Cord Switch


FEATURES

- Insulation displacement terminals eliminate need for stripping insulation from cord conductors.
- For in-line, ON/OFF switching.

Feed-Through Cord Switch – Insulation Displacement Terminals

Rating		Description	Color	Catalog No. Single-Pole
A	V/AC			
6A	125V; 3A 250V;	For #18 SPT-1	Brown	410B*
3A	125V "T"		Ivory	410V*
			White	410W*

* NOM certified



410

Feed-Through Cord Switch – Screw Terminals

Rating		Description	Color	Catalog No. Single-Pole
A	V/AC			
15A	120V	For Flat or Round Cords	Brown	939B
			Ivory	939V



939

Locking Devices

E

Industrial Specification Grade Locking Devices	E-1, E-2, E-65
Industrial Specification Grade Hart-Lock® Locking Devices	E-3 – E-32
Commercial Specification Grade Locking Devices	E-33 – E-40
Commercial Specification Grade Hart-Lock® Locking Devices	E-41
Industrial Specification Grade Flat Cable Hart-Lock® Locking Devices	E-42
Industrial Specification Grade Insulated Hart-Lock® Locking Devices	E-43 – E-47
Industrial Specification Grade Watertight Hart-Lock® Locking Devices	E-48 – E-52
Industrial Specification Grade Midget Type Hart-Lock® Locking Devices	E-53
50A Hart-Lock® Locking Devices	E-54 – E-59
Hospital Use Mobile X-Ray™ Power-Lock® Locking Devices	E-60
Industrial Specification Grade Power-Lock® Devices	E-61 – E-64, E-66, E-68, E-69
Industrial Specification Grade 60 Amp Power-Lock® Locking Receptacles	E-67
Weather Protective Covers and Grips for 60 Amp Power-Lock® Locking Devices	E-70
Weather Protective Covers for Hart-Lock® Locking Devices	E-71
Weather Protective Boots for Hart-Lock® and Power-Lock® Locking Devices	E-72
Industrial Specification Grade Weather Protective Hart-Lock® Locking Device Switch Enclosure	E-73
Industrial Specification Grade Hart-Lock® Locking Device Switch Enclosure	E-74



Our comprehensive line of Industrial, Marine, and Commercial Grade locking devices is the broadest in the industry. It's the best made, too, providing unparalleled quality and superb performance in the most demanding environments.

Our Industrial Grade Hart-Lock® products include insulated and watertight plugs and connectors, receptacles, flanged inlets and outlets, midget plugs and California-style devices, in addition to our standard black and white devices. The more economical Commercial Grade plugs and connectors are available in most common configurations. Special Power-Lock® devices feature automatic, positive engagement, single-post designs for applications where the need for a secure connection is absolute.

Available in all NEMA configurations, and more than 20 non-NEMA configurations, our Hart-Lock® and Power-Lock® Industrial Specification Grade devices are UL listed, CSA, or cUL certified, and meet NEMA/ANSI standards and Federal Specification WC-596.



Locking Devices

Cooper Wiring Devices offers the industry's most diverse and complete line of Industrial Specification Grade, Marine Grade and Commercial Specification Grade locking receptacles, plugs, connectors, flanged inlets and outlets. Our line includes 15A, 20A, 30A, 50A and 60A ratings in 2-pole, 2-wire; 2-pole, 3-wire; 3-pole, 3-wire; 3-pole, 4-wire grounding; 4-pole, 4-wire; and 4-pole, 5-wire grounding. We also offer all design styles to meet any application, including: Hart-Lock®, AutoGrip®, PowerLock®, Safety Grip®, California standard, watertight, insulated, isolated ground, corrosion resistant, and midget.

All of our rugged devices are “contractor tough,” yet their locking action is easy to implement. A simple twist engages or disengages the mechanism.

Cooper's tough locking receptacles meet NEMA/ANSI standards, are UL listed, and many models are CSA approved. All of our locking devices meet or surpass the most stringent industry performance standards established by the National Electrical Manufacturers Association, Underwriters' Laboratories, and Federal Specifications.

Cooper's designs are easy to install, and each attractively finished product is inspected at the point of manufacture and tested for electrical and mechanical performance, as well as for safety characteristics, before packing.

Industrial Specification Grade Locking Receptacles

These locking receptacles are the top of the Cooper Wiring Devices line, featuring superior engineering and performance as well as outstanding appearance and ease of installation. Made to provide the safest, most dependable wiring device performance available, Industrial Specification Grade locking receptacles meet or surpass the most stringent industry standards.

Industrial Specification Grade Locking Plugs and Connectors

Only Cooper Wiring Devices offers tough Industrial Specification Grade plugs and connectors in two different cable clamping designs to meet your every need. All our AutoGrip® and Safety Grip® nylon devices are high performance connecting products for use in high abuse areas such as industrial plants, institutional locations and commercial job sites. They meet or exceed the latest requirements of industry performance standards and design standards such as NEMA, ANSI, UL, and Federal Specifications/GSA.

Nearly all of Cooper's locking devices are Underwriters' Laboratories (UL) Listed and most are also CSA certified or available as CSA certified. Please consult Cooper Wiring Devices Customer Service for availability.

INDUSTRIAL
COMMERCIAL

E-Intro-1
LOCKING
DEVICES

Industrial Specification Grade Hart-Lock® Locking Devices

Heavy duty, glass reinforced, high temperature, nylon body reduces breakage. Heat stabilized material suitable for 105°C/221°F continuous use. Body material meets UL 175 C.T.I. test.

One piece brass alloy contacts provide excellent plug retention and continuity in the grounding and power circuits.



Rugged heavy duty mounting strap. Double riveted to body for added strength.

Compact body design allows for adequate wire room in wallbox.

Heavy interior walls provide additional support to insure contact retention.

Back and side wired terminal design allows for fast installation. Large 10-32 power contact screws assure easy, efficient installation.

Serrated terminal plates bite wire to insure strong, reliable wiring connections.



INDUSTRIAL
COMMERCIAL

E-Intro-2
LOCKING
DEVICES




INDUSTRIAL
COMMERCIAL

E-Intro-3
LOCKING
DEVICES

Industrial Specification Grade 20 & 30A Hart-Lock® Locking Plugs and Connectors



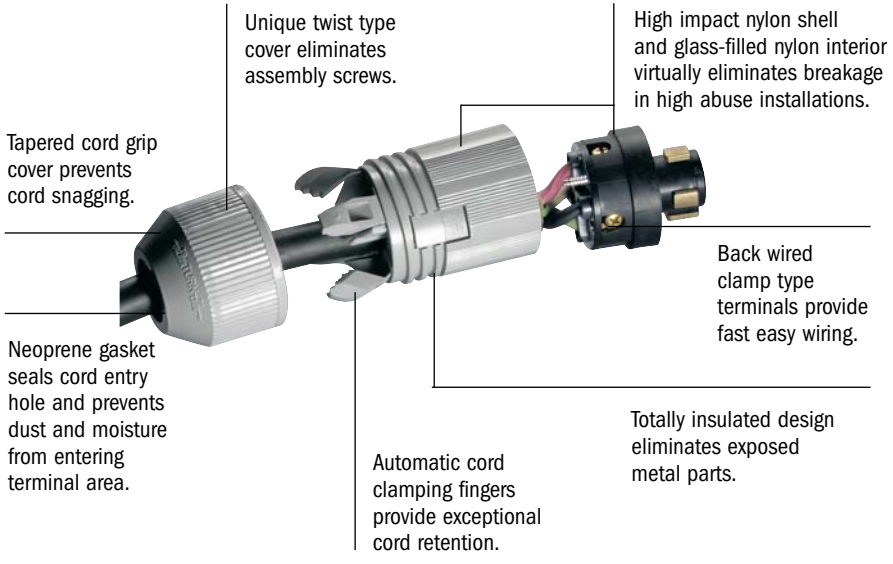
Industrial Specification Grade 15A Hart-Lock® Locking Plugs and Connectors



Power-Lock® Locking Devices

Power-Lock devices are designed for the high abuse of heavy-duty industrial, petrochemical, marine and construction applications. These units come in a complete line of plugs, connectors, receptacles, and accessories in 20, 30 and 60 ampere, 2-pole, 3-wire; 3-pole, 4-wire and 4-pole, 5-wire configurations.

Heavy-duty 30A Power-Lock®



INDUSTRIAL
COMMERCIAL


E-Intro-4
LOCKING
DEVICES



Hart-Lock® 50 Amp AutoGrip™ Plugs and Connectors

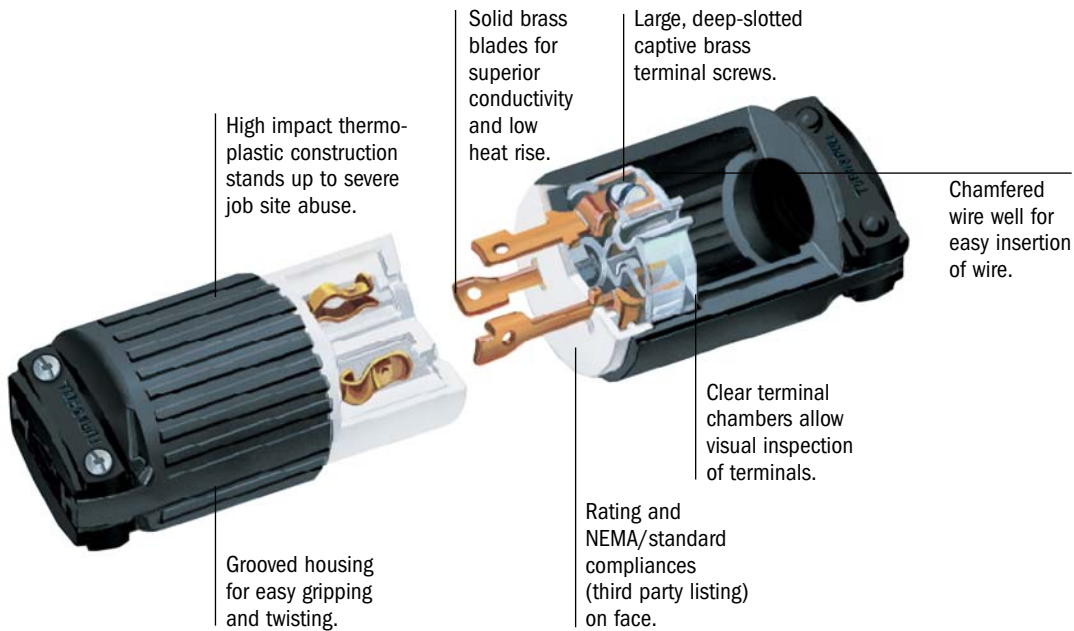
INDUSTRIAL
COMMERCIAL
RESIDENTIAL

E-Intro-5
LOCKING
DEVICES



Commercial Spec Grade Devices

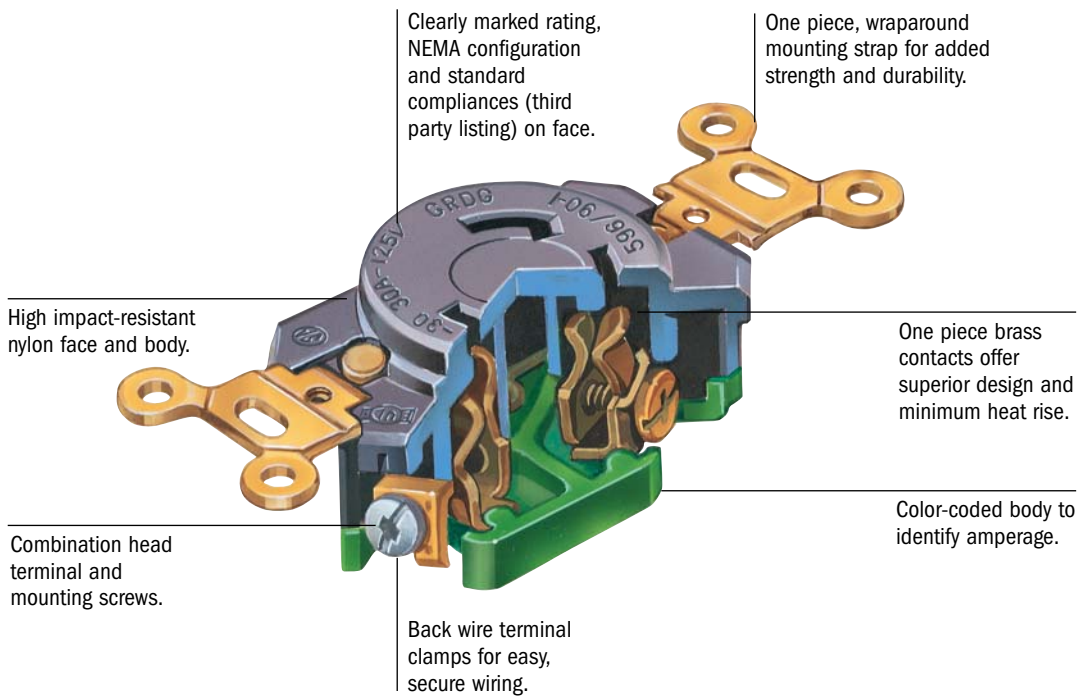
Commercial Specification Grade Locking Plugs and Connectors



INDUSTRIAL
COMMERCIAL
RESIDENTIAL

E-Intro-6
LOCKING
DEVICES

Commercial Specification Grade Locking Receptacles





Industrial Specification Grade Locking Devices

2 Pole, 2 Wire
NEMA L1-15, 15A 125V

INDUSTRIAL
COMMERCIAL

E-1 LOCKING DEVICES

TESTING & CODE COMPLIANCE

· Listed to UL 498,
Plugs, Connectors:
(file no. E3663).
Receptacles:
(file no. E2369).
· CSA Certified to
C22.2 no. 42
(file no. LR2087).

MATERIAL CHARACTERISTICS

Glass filled Nylon,
except: 7506:
glass filled Nylon
and Phenolic;
7546 & 7548:
Nylon and Rubber;
Environmental:
Flammability
per UL 94
requirements,
VO rated, except
7546 & 7548.
Temperature Rating:
-40°C to 105°C,
except: 7546
and 7548:
-40°C to 75°C.



15A 125V – 2 Pole, 2 Wire Industrial Specification Grade Locking Receptacles

FEATURES

- Rugged glass filled nylon construction.
- Industrial Grade receptacles provide side and back wire terminations.

15 Amp Locking Receptacles

Rating A	V/AC	NEMA	Description	Color	Catalog No.
15	125	L1-15	Industrial Grade Single	Black	CWL115R
			Industrial Grade Duplex	Black	7540

15A 125V – 2 Pole, 2 Wire Industrial Specification Grade Plugs and Connectors


FEATURES

- Industrial grade plugs consist of chemically resistant rubber housing.
- Back wire Dead-Front design.
- External cable clamp provides firm strain relief.
- Back wire terminal clamps for easy secure wiring.

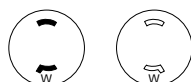


Industrial Specification Grade Plugs and Connectors

Rating A	V/AC	NEMA	Description	Cord Diameter	Color	Catalog No.	
						Plug	Connector
15	125	L1-15	Industrial Grade	0.312"-0.468" (7.9mm-11.9mm)	Black	7546	—
			Industrial Grade	0.625" (15.9mm)	Black	7548	—
			Industrial Grade,	0.296"-0.562" (7.5mm-14.3mm)	Black	—	7506



Note: Weather Protective Covers from Cooper Wiring Devices that may be used with these products are described on page E-71 in this section.



L1-15P

L1-15R

Industrial Specification Grade Locking Devices

2 Pole, 2 Wire
NEMA L1-15, 15A 125V



15A 125V – 2 Pole, 2 Wire Industrial Specification Grade Flanged Inlets and Outlets

FEATURES

- Nickel-plated steel flange.
- Exposed terminals for easy wiring.
- CWL115FI: High temperature Phenolic interior.
- CWL115FO: Glass-filled Nylon interior.

Industrial Specification Grade Locking Flanged Inlets and Outlets

Rating		NEMA	Description	Color	Catalog No.
A	V/AC				
15	125	L1-15	Inlet	Black	CWL115FI
			Outlet	Black	CWL115FO

NOTE: Weather Protective Covers from Cooper Wiring Devices that may be used with these products are described on page E-71 in this section.



CWL115FI



CWL115FO

INDUSTRIAL
COMMERCIAL

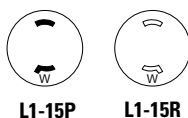
**E-2
LOCKING
DEVICES**

TESTING & CODE COMPLIANCE

- Listed to UL 498, Flanged Inlets: (file no. E3663) Flanged Outlets: (file no. E2369).
- CSA certified to C22.2 no. 42 (file no. LR2087).

MATERIAL CHARACTERISTICS

CWL115FO: Glass filled Nylon.
CWL115FI: Phenolic.
Environmental: Flammability per UL 94 requirements, VO rated.
Temperature Rating: CWL115FO: -40°C to 105°C; CWL115FI: -40°C to 150°C.





Industrial Specification Grade Hart-Lock® Locking Devices

2 Pole, 2 Wire Non-Grounding
NEMA L2-20, 20A 250V

INDUSTRIAL
COMMERCIAL
RESIDENTIAL


E-3 LOCKING DEVICES

TESTING & CODE COMPLIANCE


Listed to UL 498,
Plugs, Connectors:
(file no. E3663).
Receptacles &
Flanged Outlets:
(file no. E2369).

MATERIAL CHARACTERISTICS

Receptacles
& Outlets:
Glass filled Nylon.
Plugs & Connectors:
Nylon.
Environmental:
Flammability
per UL 94
requirements,
CWL220R &
CWL220FO V0 rated.
Temperature Rating:
Receptacles
& Outlets:
-40°C to 105°C,
Plugs & Connectors:
-40°C to 75°C.



CWL220R



CWL220P



CWL220C



CWL220FO

20A 250V – 2 Pole, 2 Wire Industrial Specification Grade Locking Receptacles

FEATURES

- Rugged glass filled nylon construction.
- Industrial Grade receptacles provide side and back wire terminations

20 Amp Locking Receptacle

Rating							
A	V/AC	NEMA	Description	Color	Catalog No.		
20	250	L2-20	Industrial Grade Single	Black	CWL220R		

20A 250V Safety Grip® Industrial Specification Grade Plugs, Connectors and Flanged Outlets

FEATURES

- Nylon construction.
- Back wire Dead-Front design.
- Neoprene gasket seals cord hole from dust and debris.
- Dual range cord grip provides solid cord clamp.
- Back wire terminal clamps for easy secure wiring.
- Individual wiring compartments with tapered channel for easy insertion of wires.
- Clear cover over wiring compartments allow easy inspection of wiring terminations.
- Combination head screws standard - slot/Phillips in the U.S.
- Add -C to catalog number for Canadian screws - slot/Robertson head combination.

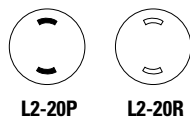
Safety Grip™ Locking Plugs and Connectors

Rating				Cord		Catalog No.	
A	V/AC	NEMA	Description	Diameter	Color	Plug	Connector
20	250	L2-20	Straight	0.250"-0.656" (6.4mm-16.7mm)	Black & White	CWL220P	—
			Straight, Polarized	0.250"-0.656" (6.4mm-16.7mm)	Black & White	CWL220P-6	CWL220C

Industrial Grade 20 Amp Flanged Outlet

Rating							
A	V/AC	NEMA	Description	Color	Catalog No.		
20	250	L2-20	Flanged outlet, polarized	Black	CWL220FO		

NOTE: Weather Protective Covers and Boots from Cooper Wiring Devices that may be used with these products are described on pages E-71 – E-72 in this section.



Industrial Specification Grade Hart-Lock® Locking Devices

2 Pole, 3 Wire Grounding
3 Pole, 3 Wire Non-Grounding
NEMA L5-15, 15A 125V
NEMA L6-15, 15A 250V
NEMA L7-15, 15A 277V
Non-NEMA 15/10A 125/250V



INDUSTRIAL
COMMERCIAL

E-4
LOCKING
DEVICES

15A 3 Wire Industrial Specification Grade Receptacles

FEATURES


- Fiberglass reinforced nylon body and face.
- Clearly marked rating, NEMA configuration and approval listings on receptacle face.
- One piece brass contacts offer superior performance and minimum heat rise.
- Back wire terminal clamps for easy secure wiring.
- Combination head screws standard – slot/Phillips in the U.S.
- Add -C to catalog number for Canadian screws – slot/Robertson head combination.
- Break off tab for split circuit wiring.
- Safety ground clip provided for fast installation.

Industrial Specification Grade Duplex Receptacles


Rating A V/AC	NEMA	Configuration	Description	Color	Catalog No.
15 125	L5-15	2 Pole, 3 Wire	Standard	Brown	4700
			Isolated ground	Orange	IG4700
			Corrosion Resistant	Yellow	CR4700
			Combination, one locking/ one straight blade	Brown	5792
			Combination, Isolated Ground	Orange	IG5792*
15 250	L6-15	2 Pole, 3 Wire	Standard	Brown	6580
			Isolated Ground	Orange	IG6580*
			With 4" (101.6mm) round metal cover	Brown	6581
15 277	L7-15	2 Pole, 3 Wire	Standard	Brown	4750
			Isolated Ground	Orange	IG4750
15/10 125/250	Non-NEMA	3 Pole, 3 Wire	Standard	Brown	7580*

*Not CSA certified.

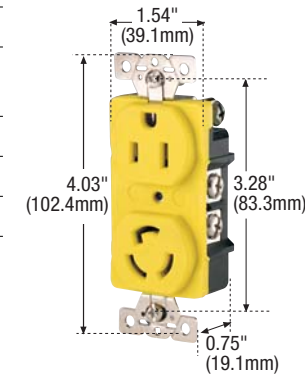
NOTE: Weather Protective Covers from Cooper Wiring Devices that may be used with these products are described on page E-71 in this section.




IG4700



CR4700



CR5792



7580



RECEPTACLE NON-NEMA 15A 125V 10A 250V
L5-15R L6-15R L7-15R

TESTING & CODE COMPLIANCE

- Listed to UL 498 (file no. E2369.)
- CSA Certified to C22.2 no. 42 (file no. LR7087) except as noted.

MATERIAL CHARACTERISTICS

Glass filled Nylon.
Temperature Rating:
-40°C to 115°C.




INDUSTRIAL
COMMERCIAL

E-5
LOCKING
DEVICES




Industrial Specification Grade Hart-Lock® Locking Devices


2 Pole, 3 Wire Grounding
3 Pole, 3 Wire Non-Grounding
NEMA L5-15, 15A 125V
NEMA L6-15, 15A 250V
NEMA L7-15, 15A 277V
Non-NEMA 15/10A 125/250V




CWL515R



IGL515R



4712



CWL715R

15A 3 Wire Industrial Specification Grade Receptacles

FEATURES

- Fiberglass reinforced nylon body and face.
- Clearly marked rating, NEMA configuration and approval listings on receptacle face.
- One piece brass contacts offer superior performance and minimum heat rise.
- Back wire terminal clamps for easy secure wiring.
- Combination head screws standard – slot/Phillips in the U.S.
- Add -C to catalog number for Canadian screws – slot/Robertson head combination.
- Safety ground clip provided for fast installation.

Industrial Specification Grade Single Receptacles

Rating	A	V/AC	NEMA	Configuration	Description	Color	Catalog No.
15	125	L5-15	2 Pole, 3 Wire	Standard	Brown	CWL515R	
				Isolated ground	Orange	IGL515R	
				Short Strap 1.94" (49.2mm) screw spacing	Brown	4712*	
15	250	L6-15	2 Pole, 3 Wire	Standard	Brown	CWL615R	
				Isolated Ground	Orange	IGL615R*	
				Short Strap 1.94" (49.2mm) screw spacing	Brown	6562	
15	277	L7-15	2 Pole, 3 Wire	Standard	Brown	CWL715R	
				Isolated Ground	Orange	IGL715R*	
				With 4" (101.6mm) round metal cover	Brown	4761	
				Short Strap 1.94" (49.2mm) screw spacing	Brown	4762	
15/10	125/250	Non-NEMA	3 Pole, 3 Wire	Standard	Brown	7582*	

*Not CSA certified

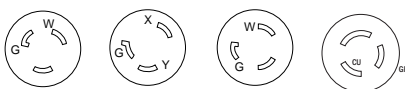
NOTE: Weather Protective Cover from Cooper Wiring Devices that may be used with these products are described on page E-71 in this section.

TESTING & CODE COMPLIANCE

Listed to UL 498,
(file no. E2369.)
· CSA Certified to
C22.2 no. 42
(file no. LR7087)
except as noted.

MATERIAL CHARACTERISTICS

Receptacles:
Glass filled Nylon.
Temperature Rating:
Receptacles:
-40°C to 115°C.



L5-15R

L6-15R

L7-15R

**RECEPTACLE
NON-NEMA
15A 125V
10A 250V**

Industrial Specification Grade Hart-Lock® Locking Devices

2 Pole, 3 Wire Grounding
3 Pole, 3 Wire Non-Grounding
NEMA L5-15, 15A 125V
NEMA L6-15, 15A 250V
NEMA L7-15, 15A 277V
Non-NEMA 15/10A 125/250V



INDUSTRIAL
COMMERCIAL

E-6
LOCKING
DEVICES

15A 3 Wire Industrial Specification Grade Plugs and Connectors

FEATURES


- Nylon construction.
- Back wire Dead-Front design.
- Neoprene gasket seals cord hole from dust and debris.
- Dual range cord grip provides solid cord clamp.
- Back wire terminal clamps for easy secure wiring.
- Individual wiring compartments with tapered channel for easy insertion of wires.
- Clear cover over wiring compartments allow easy inspection of wiring terminations.
- Combination head screws standard - slot/Phillips in the U.S.
- Add "-C" to catalog number for Canadian screws - slot/Robertson head combination.

Safety Grip™ Industrial Specification Grade Locking Plugs and Connectors

Rating A	V/AC	NEMA	Config- uration	Description/ Cord Diameter	Color	Catalog No.	
						Plug	Connector
15	125	L5-15	2 Pole, 3 Wire	Straight: 0.250"-0.656" (6.4mm-16.7mm)	Black & White	CWL515P	CWL515C
				Straight: 0.250"-0.656" (6.4mm-16.7mm)	Black	4721BK	4731BK
				Angle: 0.300"-0.656" (7.62mm-16.7mm)	Black & White	CWL515PAN	CWL515CAN
15	250	L6-15	2 Pole, 3 Wire	Straight: 0.250"-0.656" (6.4mm-16.7mm)	Black & White	CWL615P	CWL615C
				Angle: 0.300"-0.656" (7.62mm-16.7mm)	Black & White	CWL615PAN	—
15	277	L7-15	2 Pole, 3 Wire	Straight: 0.250"-0.656" (6.4mm-16.7mm)	Black & White	CWL715P	CWL715C
				Angle: 0.300"-0.656" (7.62mm-16.7mm)	Black & White	CWL715PAN	—
15/ 10	125/ 250	Non- NEMA	3 Pole, 3 Wire	Straight: 0.250"-0.656" (6.4mm-16.7mm)	Black & White	4767*	4755*
				Angle: 0.300"-0.656" (7.62mm-16.7mm)	Black & White	4767AN*	—

*Not CSA certified

NOTE: Weather Protective Boots from Cooper Wiring Devices that may be used with these products are described on page E-72 in this section.



CWL515P



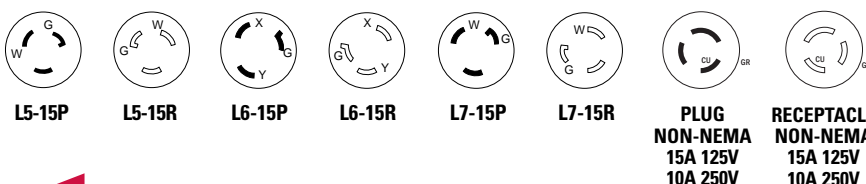
CWL515C

TESTING & CODE COMPLIANCE

- Listed to UL 498, (file no. E3663).
- CSA Certified to C22.2 no. 42 (file no. LR7087) except as noted.

MATERIAL CHARACTERISTICS


Nylon.
Temperature Rating:
-40°C to 75°C.





Industrial Specification Grade Hart-Lock® Locking Devices

2 Pole, 3 Wire Grounding
3 Pole, 3 Wire Non-Grounding
NEMA L5-15, 15A 125V
NEMA L6-15, 15A 250V
NEMA L7-15, 15A 277V
Non-NEMA, 10A 250V



15A 125V AutoGrip™ Industrial Specification Grade Plugs and Connectors

FEATURES

- Nylon construction.
- Back wire Dead-Front design.
- Neoprene gasket seals cord hole from dust and debris.
- Automatic cord grip assembly saves wiring time.
- Back wire terminal clamps for easy secure wiring.
- Individual wiring compartments with tapered channel for easy insertion of wires.
- Combination head screws standard – slot/Phillips in the U.S.
- Add "-C" to catalog number for Canadian screws – slot/Robertson head combination.

AutoGrip™ Industrial Specification Grade Locking Plugs and Connectors

Rating A	V/AC	NEMA	Config- uration	Description/ Cord Diameter	Color	Catalog No.	
						Plug	Connector
15	125	L5-15	2 Pole, 3 Wire	Straight: 0.250"-0.656" (6.4mm-16.7mm)	Black & White	4721N	4731N
				Straight: 0.250"-0.656" (7.62mm-16.7mm)	Black	4721NBK	–
				Straight: 0.250"-0.656" (7.62mm-16.7mm)	Gray	–	4731NGY
				Corrosion Resistant: 0.250"-0.656" (6.4mm-16.7mm)	Yellow	4721NCR	4731NCR
				Isolated Ground: 0.250"-0.656" (6.4mm-16.7mm)	Orange	IG4721N	–
15	250	L6-15	2 Pole, 3 Wire	Straight: 0.250"-0.656" (6.4mm-16.7mm)	Black & White	6565N	6566N
				Isolated Ground: 0.250"-0.656" (6.4mm-16.7mm)	Orange	IG6565N	–
15	277	L7-15	2 Pole, 3 Wire	Straight: 0.250"-0.656" (6.4mm-16.7mm)	Black & White	4771N	4772N
				Straight: 0.250"-0.656" (6.4mm-16.7mm)	White	4771NW	–
15/ 10	125/ 250	Non- NEMA	3 Pole, 3 Wire	Straight: 0.250"-0.656" (6.4mm-16.7mm)	Black & White	7567N*	7565N*

*Not CSA certified

NOTE: Weather Protective Boots from Cooper Wiring Devices that may be used with these products are described on page E-72 in this section.



L5-15P



L5-15R



L6-15P



L6-15R



L7-15P



L7-15R



**PLUG
NON-NEMA
15A 125V
10A 250V**



**RECEPTACLE
NON-NEMA
15A 125V
10A 250V**

INDUSTRIAL
COMMERCIAL

E-7
**LOCKING
DEVICES**

TESTING & CODE COMPLIANCE

- Listed to UL 498, (file no. E3663).
- CSA Certified to C22.2 no. 42 (file no. LR7087) except as noted.

MATERIAL CHARACTERISTICS

Nylon.
Temperature Rating:
-40°C to 75°C.

Industrial Specification Grade Hart-Lock® Locking Devices

2 Pole, 3 Wire Grounding
3 Pole, 3 Wire Non-Grounding
NEMA L5-15, 15A 125V
NEMA L6-15, 15A 250V
NEMA L7-15, 15A 277V
Non-NEMA, 15/10A 125/250V



INDUSTRIAL
COMMERCIAL

E-8
LOCKING
DEVICES

TESTING & CODE COMPLIANCE

· Flanged Inlet:
Listed to UL 498,
(file no. E3663).
Flanged Outlets:
Listed to UL 498
(file no. E2369.)
· CSA Certified to
C22.2 no. 42
(file no. LR7087)
except as noted.

MATERIAL CHARACTERISTICS

Nylon.
Environmental:
Flammability
per UL 94
requirements, V2 rated.
Temperature Rating:
-40°C to 75°C.

15A 125V Industrial Specification Grade Flanged Inlets and Outlets

FEATURES

- Nylon construction.
- Mounting holes interchangeable with competitive units.
- Back wire terminal clamps for easy secure wiring.
- Individual wiring compartments with tapered channel for easy insertion of wires.
- Combination head screws standard – slot/Phillips in the U.S.
- Add "-C" to catalog number for Canadian screws – slot/Robertson head combination.

Industrial Specification Grade Locking Flanged Inlets and Outlets

Rating A	V/AC	NEMA	Configuration	Color	Catalog No.	
					Inlet	Outlet
15	125	L5-15	2 Pole, 3 Wire	Black & White	CWL515FI	CWL515FO
15	250	L6-15	2 Pole, 3 Wire	Black & White	CWL615FI	CWL615FO
15	277	L7-15	2 Pole, 3 Wire	Black & White	CWL715FI	CWL715FO
15/10	125/250	Non-NEMA	3 Pole, 3 Wire	Black & White	7556C*	7557C*

*Not CSA certified.

NOTE: Weather Protective Covers from Cooper Wiring Devices that may be used with these products are described on page E-71 in this section.



CWL515FI



CWL515FO



L5-15P



L5-15R



L6-15P



L6-15R



L7-15P



L7-15R



**PLUG
NON-NEMA
15A 125V
10A 250V**



**RECEPTACLE
NON-NEMA
15A 125V
10A 250V**



Industrial Specification Grade Hart-Lock® Locking Devices

2 Pole, 3 Wire Grounding
NEMA L5-20, 20A 125V
NEMA L6-20, 20A 250V
NEMA L7-20, 20A 277V
NEMA L8-20, 20A 480V
NEMA L9-20, 20A 600V

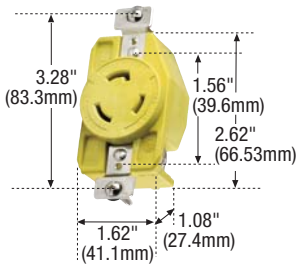
20A 2 Pole, 3 Wire Grounding Industrial Specification Grade Locking Receptacles

FEATURES



- Rugged fiberglass reinforced nylon body.
- Clearly marked rating, NEMA configuration and approval listings on receptacle face.
- One piece brass contacts offer superior performance and minimum heat rise.
- Back wire terminal clamps for easy secure wiring.
- Combination head screws standard - slot/Phillips in the U.S.
- Add -C to catalog number for Canadian screws - slot/Robertson head combination.
- Safety ground clip provided for fast installation.

INDUSTRIAL
COMMERCIAL

E-9 LOCKING DEVICES



CRL520R



Industrial Specification Grade Locking Receptacles

Rating	A	V/AC	NEMA	Description	Color	Catalog No.
20	125	L5-20	Standard	Black	CWL520R*	
			Corrosion Resistant	Yellow	CRL520R*	
			Isolated Ground	Orange	IGL520R	
20	250	L6-20	Standard	Black	CWL620R*	
			Corrosion Resistant	Yellow	CRL620R*	
			Isolated Ground	Orange	IGL620R	
20	277	L7-20	Standard	Black	CWL720R*	
			Isolated Ground	Orange	IGL720R	
20	480	L8-20	Standard	Black	CWL820R*	
			Isolated Ground	Orange	IGL820R	
20	600	L9-20	Standard	Black	CWL920R	

*UL Listed to Federal Spec. WC-596

NOTE: Weather Protective Covers from Cooper Wiring Devices that may be used with these products are described on page E-71 in this section.

TESTING & CODE COMPLIANCE

- Listed to UL 498 (file no. E2369).
- CSA Certified to C22.2 no. 42 (file no. LR7087).

MATERIAL CHARACTERISTICS

Glass filled Nylon.
 Environmental:
 Flammability per UL 94 requirements, VO rated.
 Temperature Rating:
 Receptacles:
 -40°C to 105°C.



L5-20R



L6-20R



L7-20R



L8-20R



L9-20R

Industrial Specification Grade Hart-Lock® Locking Devices

2 Pole, 3 Wire Grounding
NEMA L5-20, 20A 125V
NEMA L6-20, 20A 250V
NEMA L7-20, 20A 277V
NEMA L8-20, 20A 480V
NEMA L9-20, 20A 600V

20A 2 Pole, 3 Wire Grounding Industrial Specification Grade Plugs and Connectors

FEATURES

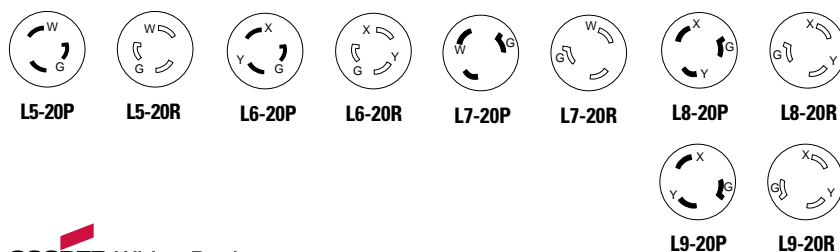
- All nylon construction.
- Back wire Dead-Front design.
- Neoprene gasket seals cord hole from dust and debris.
- Inserts included for three separate cord grip ranges.
- Back wire terminal clamps for easy secure wiring.
- Individual wiring compartments with tapered channel for easy insertion of wires.
- Clear cover over wiring compartments allow easy inspection of wiring terminations.
- Combination head screws standard - slot/Phillips in the U.S.
- Add "-C" to catalog number for Canadian screws - slot/Robertson head combination.

Industrial Specification Grade Locking Plugs and Connectors

Rating A	V/AC	NEMA	Description/ Cord Diameter	Color	Catalog No. Plug	Connector
15	125	L5-20	Straight: 0.38"-1.00" (9.5mm-25.4mm)	Black & White	CWL520P	CWL520C
			Straight: 0.38"-1.00" (9.5mm-25.4mm)	Black	CWL520PBK	CWL520CBK
			Corrosion Resistant: 0.38"-1.00" (9.5mm-25.4mm)	Yellow	CRL520P	CRL520C
			Isolated Ground: 0.38"-1.00" (9.5mm-25.4mm)	Orange	IGL520P	—
20	250	L6-20	Straight: 0.38"-1.00" (9.5mm-25.4mm)	Black & White	CWL620P	CWL620C
			Straight: 0.38"-1.00" (9.5mm-25.4mm)	Black	6212BK	6214BK
			Corrosion Resistant: 0.38"-1.00" (9.5mm-25.4mm)	Yellow	CRL620P	—
			Isolated Ground: 0.38"-1.00" (9.5mm-25.4mm)	Orange	IGL620P	—
20	277	L7-20	Straight: 0.38"-1.00" (9.5mm-25.4mm)	Black & White	CWL720P	CWL720C
20	480	L8-20	Straight: 0.38"-1.00" (9.5mm-25.4mm)	Black & White	CWL820P	CWL820C
20	600	L9-20	Straight: 0.30"-0.95" (7.6mm-24.1mm)	Black & White	CWL920P**	CWL920C**

** UL (file no E1381), CSA (file no. LR16215)


NOTE: Weather Protective Boots from Cooper Wiring Devices that may be used with these products are described on page E-72 in this section.




CWL520C



CWL520P



CRL520P



CWL620P



CRL520C



INDUSTRIAL
COMMERCIAL

E-10
LOCKING
DEVICES

TESTING & CODE COMPLIANCE

- Listed to UL 498 (file no. E3663).
- cUL Certified to CSA C22.2 no. 42. (file no. E3663).

MATERIAL CHARACTERISTICS

Nylon.
Temperature Rating:
-40°C to 75°C;
except CWL920P,
CWL920C,
-40°C to 60°C.



Industrial Specification Grade Hart-Lock® Locking Devices

2 Pole, 3 Wire Grounding
NEMA L5-20, 20A 125V
NEMA L6-20, 20A 250V
NEMA L7-20, 20A 277V
NEMA L8-20, 20A 480V
NEMA L9-20, 20A 600V

INDUSTRIAL
COMMERCIAL

E-11 LOCKING DEVICES

TESTING & CODE COMPLIANCE

Flanged Inlet:
Listed to UL 498,
(file no. E3663).
Flanged Outlets:
listed to UL 498
(file no. E2369).
· cUL Certified to
CSA C22.2 no. 42
(file no. E3663
and E2369)
except as noted.

MATERIAL CHARACTERISTICS

Nylon.
Environmental:
Flammability
per UL 94
requirements,
V2 rated except
CWL920FI,
CWL920FO
Temperature Rating:
Flanged Inlets
and Outlets:
-40°C to 80°C
except CWL920FI,
CWL920FO:
-40°C to 60°C.




CWL520FO



CWL520FI



CWL920FI



CWL920FO

20A 2 Pole, 3 Wire Industrial Specification Grade Flanged Inlet and Outlet

FEATURES

- All nylon construction.
- Mounting holes interchangeable with competitive units.
- Back wire terminal clamps for easy secure wiring.
- Individual wiring compartments with tapered channel for easy insertion of wires.
- Combination head screws standard – slot/Phillips in the U.S.
- Add "-C" to catalog number for Canadian screws – slot/Robertson head combination.

Industrial Specification Grade Flanged Inlets and Outlets

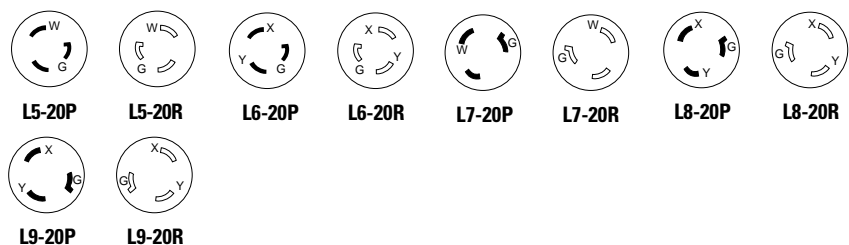
Rating A	V/AC	NEMA	Color	Catalog No.	
				Inlet	Outlet
20	125	L5-20	Black & White	CWL520FI	CWL520FO
20	250	L6-20	Black & White	CWL620FI	CWL620FO
20	277	L7-20	Black & White	CWL720FI	CWL720FO
20	480	L8-20	Black & White	CWL820FI	CWL820FO
20	600	L9-20	White	CWL920FI*#	CWL920FO**#

*UL (file no. 1381)

**UL (file no. 2558)

#CSA Listed (file no. LR16215)

NOTE: Weather Protective Covers and Enclosures from Cooper Wiring Devices that may be used with these products are described on pages E-71, E-73 and E-74 in this section.



Industrial Specification Grade Hart-Lock® Locking Devices

2 Pole, 3 Wire Grounding
NEMA L5-30, 30A 125V
NEMA L6-30, 30A 250V
NEMA L7-30, 30A 277V
NEMA L8-30, 30A 480V
NEMA L9-30, 30A 600V



INDUSTRIAL
COMMERCIAL

E-12 LOCKING DEVICES

TESTING & CODE COMPLIANCE

- Listed to UL 498 (file no. E2369).
- CSA Certified to C22.2 no. 42 (file no. LR7087).

MATERIAL CHARACTERISTICS

Glass filled Nylon.
Environmental:
Flammability per
UL 94 requirements,
V0 rated.
Temperature Rating:
-40°C to 105°C.

30A 2 Pole, 3 Wire Grounding Industrial Specification Grade Locking Receptacles

FEATURES


- Rugged fiberglass reinforced nylon body and face.
- Clearly marked rating, NEMA configuration and approval listings on receptacle face.
- One piece brass contacts offer superior performance and minimum heat rise.
- Back wire terminal clamps for easy secure wiring.
- Combination head screws standard – slot/Phillips in the U.S.
- Add -C to catalog number for Canadian screws – slot/Robertson head combination.
- Safety ground clip provided for fast installation.

Industrial Specification Grade Single Receptacles – Back and Side Wire

Rating	A	V/AC	NEMA	Description	Color	Catalog No.
30	125	L5-30	Standard	Black	CWL530R*	
			Corrosion Resistant	Yellow	CRL530R*	
			Isolated Ground	Orange	IGL530R	
30	250	L6-30	Standard	Black	CWL630R*	
			Corrosion Resistant	Yellow	CRL630R*	
			Isolated Ground	Orange	IGL630R	
30	277	L7-30	Standard	Black	CWL730R*	
			Isolated Ground	Orange	IGL730R	
30	480	L8-30	Standard	Black	CWL830R*	
			Isolated Ground	Orange	IGL830R	
30	600	L9-30	Standard	Black	CWL930R	

*UL Listed to Federal Spec. WC-596F

NOTE: Weather Protective Covers from Cooper Wiring Devices that may be used with these products are described on page E-71 in this section.



CWL530R



CWL630R





Industrial Specification Grade Hart-Lock® Locking Devices

2 Pole, 3 Wire Grounding
NEMA FSL1-30, 30A 28V/DC
NEMA FSL2-30, 30A 120V
NEMA L5-30, 30A 125V
NEMA L6-30, 30A 250V
NEMA L7-30, 30A 277V
NEMA L8-30, 30A 480V
NEMA L9-30, 30A 600V

30A 2 Pole, 3 Wire Grounding Industrial Specification Grade Plugs and Connectors

FEATURES


- Back wire Dead-Front design.
- Neoprene gasket seals cord hole from dust and debris.
- Inserts included for three separate cord grip ranges.
- Back wire terminal clamps for easy secure wiring.
- Individual wiring compartments with tapered channel for easy insertion of wires.
- Clear cover over wiring compartments allow easy inspection of wiring terminations.
- Combination head screws standard – slot/Phillips in the U.S.
- Add -C to catalog number for Canadian screws – slot/Robertson head combination.



CWL530P



CWL730P



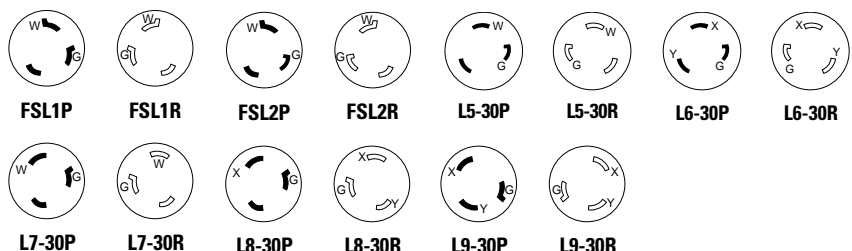
CRL530P

Industrial Specification Grade Locking Plugs and Connectors

Rating A	V/AC	NEMA	Description/ Cord Diameter	Color	Catalog No. Plug	Connector
30	28V/DC	FSL1-30	Straight: 0.30"-0.95" (7.6mm-24.1mm)	Black & White	FSL130P*	FSL130C*
30	120, 400Hz	FSL2-30	Straight: 0.30"-0.95" (7.6mm-24.1mm)	Black & White	FSL230P*	FSL230C*
30	125	L5-30	Straight: 0.38"-1.00" (9.5mm-25.4mm)	Black & White	CWL530P	CWL530C
			Straight: 0.38"-1.00" (9.5mm-25.4mm)	Black	6332BK	6334BK
			Corrosion Resistant: 0.38"-1.00" (9.5mm-25.4mm)	Yellow	CRL530P	CRL530C
30	250	L6-30	Straight: 0.38"-1.00" (9.5mm-25.4mm)	Black & White	CWL630P	CWL630C
			Corrosion Resistant: 0.38"-1.00" (9.5mm-25.4mm)	Yellow	CRL630P	CRL630C
30	277	L7-30	Straight: 0.38"-1.00" (9.5mm-25.4mm)	Black & White	CWL730P	CWL730C
30	480	L8-30	Straight: 0.38"-1.00" (9.5mm-25.4mm)	Black & White	CWL830P	CWL830C
30	600	L9-30	Straight: 0.30"-0.95" (7.6mm-24.1mm)	Black & White	CWL930P*	CWL930C*

*UL (file no. E1381), CSA (file no. LR16215).

NOTE: Weather Protective Boots from Cooper Wiring Devices that may be used with these products are described on page E-72.



INDUSTRIAL
COMMERCIAL

E-13
LOCKING
DEVICES

TESTING & CODE COMPLIANCE

· Listed to UL 498 (file no. E3663).
· cUL Certified to CSA C22.2 no. 42 (file no. E3663) except as noted.

MATERIAL CHARACTERISTICS

Nylon.
Temperature Rating:
-40°C to 75°C;
except CWL930P,
CWL930C,
-40°C to 60°C.

Industrial Specification Grade Hart-Lock® Locking Devices

2 Pole, 3 Wire Grounding
NEMA L5-30, 30A 125V
NEMA L6-30, 30A 250V
NEMA L7-30, 30A 277V
NEMA L8-30, 30A 480V
NEMA L9-30, 30A 600V



INDUSTRIAL
COMMERCIAL

E-14
LOCKING
DEVICES

TESTING & CODE COMPLIANCE

Flanged Inlet:
Listed to UL 498
(file no. E3663).
Flanged Outlets:
Listed to UL 498
(file no. E2369).
· cUL Certified to
CSA C22.2 no. 42
(file no. E3663
and E2369)
except as noted.

MATERIAL CHARACTERISTICS

Nylon.
Environmental:
Flammability
per UL 94
requirements,
V2 rated except
CWL930FI, CWL930FO.
Temperature Rating:
-40°C to 80°C except
CWL930FI, CWL930FO:
-40°C to 60°C.

30A 2 Pole, 3 Wire Industrial Specification Grade Flanged Inlet and Outlet

FEATURES

- Mounting holes interchangeable with competitive units.
- Back wire terminal clamps for easy secure wiring.
- Individual wiring compartments with tapered channel for easy insertion of wires.
- Combination head screws standard - slot/Phillips in the U.S.
- Add -C to catalog number for Canadian screws - slot/Robertson head combination.

Industrial Specification Grade Flanged Inlets and Outlets

Rating A	V/AC	NEMA	Color	Catalog No. Inlet	Outlet
30	125	L5-30	Black & White	CWL530FI	CWL530FO
30	250	L6-30	Black & White	CWL630FI	CWL630FO
30	277	L7-30	Black & White	CWL730FI	CWL730FO
30	480	L8-30	Black & White	CWL830FI	CWL830FO
30	600	L9-30	White	CWL930FI*#	CWL930FO†#

* UL (file no. E1381)


† UL (file no. E2258)

CSA (file no. LR16215)

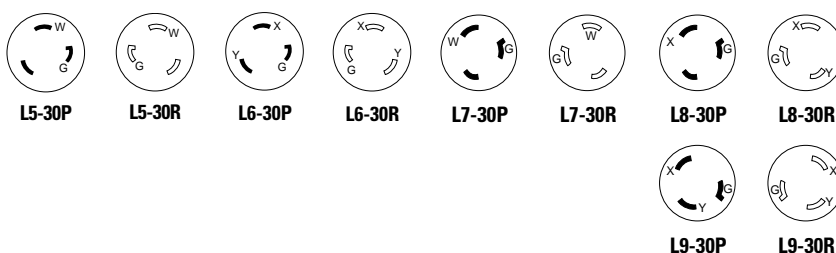
NOTE: Weather Protective Covers and Enclosures from Cooper Wiring Devices that may be used with these products are described on pages E-71, E-73 and E-74 in this section.



CWL530FI



CWL730FI





Industrial Specification Grade Hart-Lock® Locking Devices

**3 Pole, 3 Wire Non-Grounding
Non-NEMA, 20A 125/250V
NEMA L10-20, 20A 125/250V
NEMA L11-20, 20A 250V 3Ø
NEMA L12-20, 20A 480V 3Ø**

INDUSTRIAL
COMMERCIAL

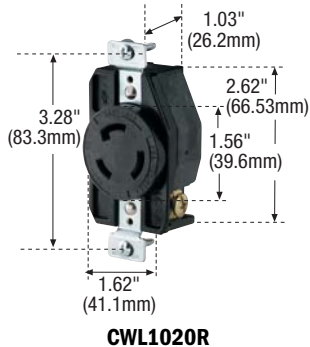
E-15 LOCKING DEVICES

TESTING & CODE COMPLIANCE

Listed to UL 498,
Plugs & Connectors:
(file no. E3663).
Receptacles:
(file no. E2369)
except as noted.

MATERIAL CHARACTERISTICS

Receptacles:
Glass filled Nylon,
Plugs & Connectors:
Nylon.
Environmental:
Flammability
per UL 94
requirements,
Receptacles VO rated.
Temperature Rating:
Receptacles:
-40°C to 105°C;
Plugs & Connectors:
-40°C to 75°C
except CWL1220P,
CWL1220C:
-40°C to 60°C.



20A 3 Pole, 3 Wire Grounding Industrial Specification Grade Locking Receptacles

FEATURES

- Rugged fiberglass reinforced nylon body.
- Clearly marked rating, NEMA configuration and approval listings on receptacle face.
- One piece brass contacts offer superior performance and minimum heat rise.
- Back wire terminal clamps for easy secure wiring.
- Combination head screws standard - slot/Phillips in the U.S.
- Add -C to catalog number for Canadian screws - slot/Robertson head combination.
- Safety ground clip provided for fast installation.

Industrial Specification Grade Single Receptacles - Back and Side Wire

Rating A	V/AC	NEMA	Description	Color	Catalog No.
20	125/250	Non-NEMA	Standard	Black	7310B
20	125/250	L10-20	Standard	Black	CWL1020R
20	250V 3Ø	L11-20	Standard	Black	CWL1120R
20	480V 3Ø	L12-20	Standard	Black	CWL1220R

20A 3 Pole, 3 Wire Grounding Industrial Specification Grade Plugs and Connectors

FEATURES

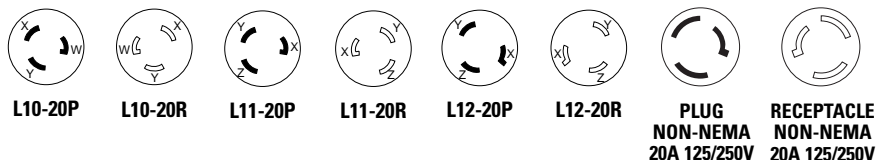
- Nylon construction.
- Back wire Dead-Front design.
- Neoprene gasket seals cord hole from dust and debris.
- Inserts included for three separate cord grip ranges.
- Back wire terminal clamps for easy secure wiring.
- Individual wiring compartments with tapered channel for easy insertion of wires.
- Clear cover over wiring compartments allow easy inspection of wiring terminations.
- Combination head screws standard - slot/Phillips in the U.S.
- Add -C to catalog number for Canadian screws - slot/Robertson head combination.

Industrial Specification Grade Locking Plugs and Connectors

Rating A	V/AC	NEMA	Description/ Cord Diameter	Color	Plug	Catalog No. Connector
20	125/250	Non-NEMA	Straight: 0.38"-1.00" (9.5mm-25.4mm)	Black & White	9965C	7314C
20	125/250	L10-20	Straight: 0.38"-1.00" (9.5mm-25.4mm)	Black & White	CWL1020P	CWL1020C
20	250V 3Ø	L11-20	Straight: 0.38"-1.00" (9.5mm-25.4mm)	Black & White	CWL1120P	CWL1120C
20	480V 3Ø	L12-20	Straight: 0.30"-0.95" (7.6mm-24.1mm)	Black & White	CWL1220P*	CWL1220C*

*UL (file no. E1381)

NOTE: Weather Protective Covers and Boots from Cooper Wiring Devices that may be used with these products are described on pages E-71 and E-72 in this section.



Industrial Specification Grade Hart-Lock® Locking Devices

3 Pole, 3 Wire Non-Grounding
Non-NEMA, 20A 125/250V
NEMA L10-20, 20A 125/250V
NEMA L11-20, 20A 250V 3Ø
NEMA L12-20, 20A 480V 3Ø



INDUSTRIAL
COMMERCIAL

E-16 LOCKING DEVICES

20A 3 Pole, 3 Wire Industrial Specification Grade Flanged Inlets and Outlets


FEATURES

- All nylon construction.
- Mounting holes interchangeable with competitive units.
- Back wire terminal clamps for easy secure wiring.
- Individual wiring compartments with tapered channel for easy insertion of wires.
- Combination head screws standard – slot/Phillips in the US.
- Add -C to catalog number for Canadian screws – slot/Robertson head combination.

Industrial Specification Grade Flanged Inlets and Outlets

Rating		Catalog No.			
A	V/AC	NEMA	Color	Inlet	Outlet
20	125/250	Non-NEMA	Black & White	7327N	7328N
20	125/250	L10-20	Black & White	CWL1020FI	CWL1020FO
20	250V 3Ø	L11-20	Black & White	CWL1120FI	CWL1120FO
20	480V 3Ø	L12-20	White	CWL1220FI*	CWL1220FO**

*UL (file no. 1381)
**UL (file no. 2558)



CWL1220FI

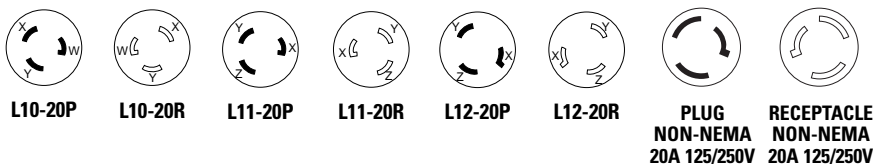
NOTE: Weather Protective Covers and Enclosures from Cooper Wiring Devices that may be used with these products are described on pages E-71, E-73 and E-74 in this section.

TESTING & CODE COMPLIANCE

Flanged Inlet:
Listed to UL 498, (file no. E3663).
Flanged Outlets:
Listed to UL 498 (file no. E2369) except as noted.

MATERIAL CHARACTERISTICS

Nylon.
Environmental:
Flammability per UL 94 requirements, V2 rated except CWL1220FI, CWL1220FO
Temperature Rating:
Flanged Inlets and Outlets:
-40°C to 80°C except CWL1220FI, CWL1220FO:
-40°C to 60°C.





INDUSTRIAL
COMMERCIAL

E-17 LOCKING DEVICES

TESTING & CODE COMPLIANCE

Listed to UL 498,
Plugs & Connectors:
(file no. E3663)
except CWL1230P,
CWL1230C,
CWPL1330P
CWL1330C,
(file no. E1381).
Receptacles:
(file no. E2369).

MATERIAL CHARACTERISTICS

Receptacles:
Glass filled Nylon,
Plugs & Connectors:
Nylon.
Environmental:
Flammability
per UL 94
requirements,
Receptacles VO rated.
Temperature Rating:
Receptacles:
-40°C to 105°C;
Plugs & Connectors:
-40°C to 75°C
except CWL1230P, C
& CWL1330P, C:
-40°C to 60°C.



Industrial Specification Grade Hart-Lock® Locking Devices


**3 Pole, 3 Wire Non-Grounding
Non-NEMA, 30A 125/250V
NEMA L10-30, 30A 125/250V
NEMA L11-30, 30A 250V 3Ø
NEMA L12-30, 30A 480V 3Ø
NEMA L13-30, 30A 600V 3Ø**



CWL1130P



CWL1030R



CWL1230P



CWL1230C

30A 3 Pole, 3 Wire Non-Grounding Industrial Specification Grade Locking Receptacles

FEATURES

- Rugged fiberglass reinforced nylon body.
- Clearly marked rating, NEMA configuration and approval listings on receptacle face.
- One piece brass contacts offer superior performance and minimum heat rise.
- Back wire terminal clamps for easy secure wiring.
- Combination head screws standard - slot/Phillips in the U.S.
- Add -C to catalog number for Canadian screws - slot/Robertson head combination.
- Safety ground clip provided for fast installation.

Industrial Specification Grade Single Receptacles - Back and Side Wire

Rating	A	V/AC	NEMA	Description	Color	Catalog No.
30	125/250	Non-NEMA	Single	Black	3330-2	
30	125/250	L10-30	Single	Black	CWL1030R	
30	250V 3Ø	L11-30	Single	Black	CWL1130R	
30	480V 3Ø	L12-30	Single	Black	CWL1230R	
30	600V 3Ø	L13-30	Single	Black	CWL1330R	

30A 3 Pole, 3 Wire Non-Grounding Industrial Specification Grade Plugs and Connectors

FEATURES

- Nylon construction.
- Back wire "Dead-Front" design.
- Neoprene gasket seals cord hole from dust and debris.
- Inserts included for three separate cord grip ranges.
- Back wire terminal clamps for easy secure wiring.
- Individual wiring compartments with tapered channel for easy insertion of wires.
- Clear cover over wiring compartments allow easy inspection of wiring terminations.
- Combination head screws standard - slot phillips in the U.S.

Industrial Specification Grade Locking Plugs and Connectors

Rating	A	V/AC	NEMA	Cord Diameter	Color	Plug	Catalog No. Connector
30	125/250	Non-NEMA	0.38"-1.00" (9.5mm-25.4mm)	Black & White	3331N	3333N	
30	125/250	L10-30	0.38"-1.00" (9.5mm-25.4mm)	Black & White	CWL1030P	CWL1030C	
30	250V 3Ø	L11-30	0.38"-1.00" (9.5mm-25.4mm)	Black & White	CWL1130P	CWL1130C	
30	480V 3Ø	L12-30	Straight: 0.30"-0.95" (7.6mm-24.1mm)	Black & White	CWL1230P	CWL1230C	
30	600V 3Ø	L13-30	Straight: 0.30"-0.95" (7.6mm-24.1mm)	Black & White	CWL1330P	CWL1330C	

NOTE: Weather Protective Covers and Boots from Cooper Wiring Devices that may be used with these products are described on pages E-71 and E-72 in this section.



**PLUG
NON-NEMA
30A 125/250V**



**RECEPTACLE
NON-NEMA
30A 125/250V**



L10-30P



L10-30R



L11-30P



L11-30R



L12-30P



L12-30R



L13-30P



L13-30R

Industrial Specification Grade Hart-Lock® Locking Devices

3 Pole, 3 Wire Non-Grounding
Non-NEMA, 30A 125/250V
NEMA L10-30, 30A 125/250V
NEMA L11-30, 30A 250V 3Ø
NEMA L12-30, 30A 480V 3Ø
NEMA L13-30, 30A 600V 3Ø



INDUSTRIAL
COMMERCIAL

E-18 LOCKING DEVICES

TESTING & CODE COMPLIANCE

Flanged Inlet:
Listed to UL 498,
(file no. E3663).
Flanged Outlets:
Listed to UL 498
(file no. E2369)
except as noted.

MATERIAL CHARACTERISTICS

Nylon.
Environmental:
Flammability
per UL 94
requirements,
V2 rated except
CWL1230FI, FO &
CWL1330FI, FO.
Temperature Rating:
Flanged Inlets
and Outlets:
-40°C to 80°C
except CWL1230FI, FO
& CWL1330FI, FO:
-40°C to 60°C.

30A 3 Pole, 3 Wire Industrial Grade Flanged Inlet and Outlet

FEATURES

- All nylon construction.
- Mounting holes interchangeable with competitive units.
- Back wire terminal clamps for easy secure wiring.
- Individual wiring compartments with tapered channel for easy insertion of wires.
- Combination head screws standard - slot/Phillips in the U.S.
- Add -C to catalog number for Canadian screws - slot/Robertson head combination.

Industrial Specification Grade Flanged Inlets and Outlets

Rating A	V/AC	NEMA	Color	Catalog No.	
				Inlet	Outlet
30	125/250	Non-NEMA	Black & White	3337N	3336N
30	125/250	L10-30	Black & White	CWL1030FI	CWL1030FO
30	250V 3Ø	L11-30	Black & White	CWL1130FI	CWL1130FO
30	480V 3Ø	L12-30	White	CWL1230FI*	CWL1230FO**
30	600V 3Ø	L13-30	White	CWL1330FI*	CWL1330FO**

*UL (file no. 1381)

**UL (file no. 2558)

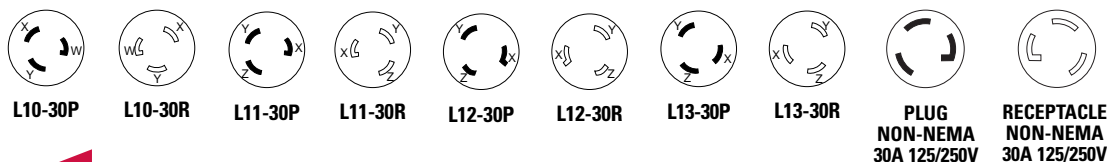
NOTE: Weather Protective Covers and Enclosures from Cooper Wiring Devices that may be used with these products are described on pages E-71, E-73 and E-74 in this section.



CWL1230FI



CWL1230FO







Industrial Specification Grade Hart-Lock® Locking Devices

3 Pole, 4 Wire Grounding
NEMA L14-20, 20A 125/250V
NEMA L15-20, 20A 250V 3Ø
NEMA L16-20, 20A 480V 3Ø


20A 3 Pole, 4 Wire Grounding Industrial Specification Grade Locking Receptacles



CWL1420R



IGL1420R



CRL1420R

FEATURES

- Rugged fiberglass reinforced nylon body.
- Clearly marked rating, NEMA configuration and approval listings on receptacle face.
- One piece brass contacts offer superior performance and minimum heat rise.
- Back wire terminal clamps for easy secure wiring.
- Combination head screws standard - slot/Phillips in the U.S.
- Add -C to catalog number for Canadian screws - slot/Robertson head combination.
- Safety ground clip provided for fast installation.

Industrial Specification Grade Single Receptacles - Back and Side Wire

Rating	A	V/AC	NEMA	Description	Color	Catalog No.
20	125/250	L14-20	Standard	Black	CWL1420R	
			Corrosion Resistant	Yellow	CRL1420R	
			Isolated Ground	Orange	IGL1420R*	
20	250V 3Ø	L15-20	Standard	Black	CWL1520R	
			Corrosion Resistant	Yellow	CRL1520R	
			Isolated Ground	Orange	IGL1520R*	
20	480V 3Ø	L16-20	Standard	Black	CWL1620R*	
			Isolated Ground	Orange	IGL1620R*	

*Not Federal spec. listed

NOTE: Weather Protective Covers from Cooper Wiring Devices that may be used with these products are described on page E-71 in this section.

INDUSTRIAL
COMMERCIAL

E-19
LOCKING
DEVICES

TESTING & CODE COMPLIANCE

- Listed to UL 498 (file no. E2369).
- UL Listed to Federal Spec. W-C-596 except as noted.
- CSA Certified to C22.2 no. 42 (file no. LR7087).

MATERIAL CHARACTERISTICS

Glass filled Nylon.
Meets flammability per UL 94 requirements, VO rated.
Temperature Rating: -40°C to 105°C.



L14-20R

L15-20R

L16-20R

Industrial Specification Grade Hart-Lock® Locking Devices

3 Pole, 4 Wire Grounding
NEMA L14-20, 20A 125/250V
NEMA L15-20, 20A 250V 3Ø
NEMA L16-20, 20A 480V 3Ø



20A 3 Pole, 4 Wire Grounding Industrial Specification Grade Plugs and Connectors

FEATURES

- Back wire Dead-Front design.
- Neoprene gasket seals cord hole from dust and debris.
- Inserts included for three separate cord grip ranges.
- Back wire terminal clamps for easy secure wiring.
- Individual wiring compartments with tapered channel for easy insertion of wires.
- Clear cover over wiring compartments allows easy inspection of wiring terminations.
- Combination head screws standard - slot/Phillips in the U.S.
- Add -C to catalog number for Canadian screws - slot/Robertson head combination.



CWL1520P

Industrial Specification Grade Locking Plugs and Connectors

Rating A	V/AC	NEMA	Description/ Cord Diameter	Color	Catalog No.	
					Plug	Connector
20	125/250	L14-20	Standard: 0.38"-1.00" (9.5mm-25.4mm)	Black & White	CWL1420P	CWL1420C
			Standard: 0.38"-1.00"	Black	CWL1420PBK	CWL1420CBK
			Corrosion Resistant: .38"-1.00" (9.5mm-25.4mm)	Yellow	CRL1420P	CRL1420C
20	250V 3Ø	L15-20	Standard: 0.38"-1.00" (9.5mm-25.4mm)	Black & White	CWL1520P	CWL1520C
			Corrosion Resistant: .38"-1.00" (9.5mm-25.4mm)	Yellow	CRL1520P	CRL1520C
20	480V 3Ø	L16-20	Standard: 0.38"-1.00" (9.5mm-25.4mm)	Black & White	CWL1620P	CWL1620C
			Standard: 0.38"-1.00"	Black	CWL1620PBK	CWL1620CBK



CWL1420FO



6405BK



CWL1620FO

20A 3 Pole, 4 Wire Industrial Specification Grade Flanged Inlet and Outlet

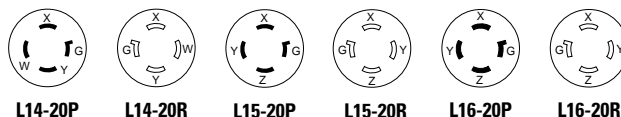
FEATURES

- Mounting holes interchangeable with competitive units.
- Back wire terminal clamps for easy secure wiring.
- Individual wiring compartments with tapered channel for easy insertion of wires.
- Combination head screws standard - slot/Phillips in the U.S.
- Add "-C" to catalog number for Canadian screws - slot/Robertson head combination.

Industrial Specification Grade Flanged Inlets and Outlets

Rating A	V/AC	NEMA	Color	Catalog No.	
				Inlet	Outlet
20	125/250	L14-20	Black & White	CWL1420FI	CWL1420FO
			Black	6405BK	6406BK
20	250V 3Ø	L15-20	Black & White	CWL1520FI	CWL1520FO
20	480V 3Ø	L16-20	Black & White	CWL1620FI	CWL1620FO

NOTE: Weather Protective Covers, Enclosures and Boots Cooper Wiring Devices that may be used with these products are described on pages E-71 - E-74 in this section.



L14-20P

L14-20R

L15-20P

L15-20R

L16-20P

L16-20R

INDUSTRIAL
COMMERCIAL

E-20
LOCKING
DEVICES

TESTING & CODE COMPLIANCE

- Listed to UL 498 Plugs, Connectors, Flanged Inlet: (file no. E3663). Flanged Outlets: (file no. E2369).
- cUL Certified to CSA C22.2 no. 42 (file no. E3663 and E2369).

MATERIAL CHARACTERISTICS

- Nylon.
- Environmental: Flammability per UL 94 requirements.
- Flanged Inlets and Outlets are V2 rated.
- Temperature Rating: Plugs, Connectors: -40°C to 75°C; Flanged Inlets, Outlets: -40°C to 80°C.



INDUSTRIAL
COMMERCIAL

E-21 LOCKING DEVICES

TESTING & CODE COMPLIANCE

- Listed to UL 498 (file no. E2369); UL Listed to Federal Spec. WC-596.
- CSA Certified to C22.2 no. 42 (file no. LR7087) except as noted.

MATERIAL CHARACTERISTICS

Glass filled Nylon except FSL330R is Urea.

Environmental:
Flammability per UL 94 requirements, VO rated except FSL330R.

Temperature Rating:
-40°C to 105°C except FSL330R:
-40°C to 60°C.

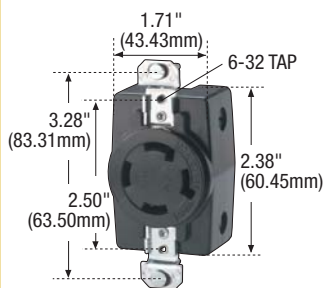


Industrial Specification Grade Hart-Lock® Locking Devices

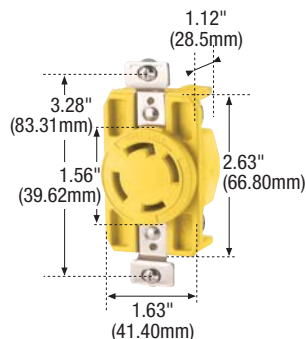
3 Pole, 4 Wire Grounding
NEMA FSL3-30, 30A 120V 3Ø
NEMA L14-30, 30A 125/250V
NEMA L15-30, 30A 250V 3Ø
NEMA L16-30, 30A 480V 3Ø
NEMA L17-30, 30A 600V 3Ø




CWL1430R



FSL330R



CRL1430R



IGL1430R

30A 3 Pole, 4 Wire Grounding Industrial Specification Grade Locking Receptacles

FEATURES

- Rugged fiberglass reinforced nylon body.
- Clearly marked rating, NEMA configuration and approval listings on receptacle face.
- One piece brass contacts offer superior performance and minimum heat rise.
- Back wire terminal clamps for easy secure wiring.
- Combination head screws standard - slot/Phillips in the U.S.
- Add -C to catalog number for Canadian screws - slot/Robertson head combination.
- Safety ground clip provided for fast installation.

Industrial Specification Grade Single Receptacles - Back and Side Wire

Rating		NEMA	Description	Color	Catalog No.
A	V/AC				
30	120V 3Ø 400HZ	FSL3-30	Standard	Black	FSL330R*#
30	125/250	L14-30	Standard	Black	CWL1430R
			Corrosion Resistant	Yellow	CRL1430R
30	250V 3Ø	L15-30	Standard	Black	CWL1530R
			Isolated Ground	Orange	IGL1430R*
30	480V 3Ø	L16-30	Standard	Black	CWL1630R*
			Isolated Ground	Orange	IGL1630R*
30	600V 3Ø	L17-30	Standard	Black	CWL1730R*

*Not Federal spec. listed
 #UL (file no. 2258), CSA (file no. LR16215)

NOTE: Weather Protective Covers from Cooper Wiring Devices that may be used with these products are described on page E-71 in this section.



FSL3R



L14-30R



L15-30R



L16-30R



L17-30R

Industrial Specification Grade Hart-Lock® Locking Devices

3 Pole, 4 Wire Grounding
NEMA FSL3-30, 30A 120V 3Ø
NEMA L14-30, 30A 125/250V
NEMA L15-30, 30A 250V 3Ø
NEMA L16-30, 30A 480V 3Ø
NEMA L17-30, 30A 600V 3Ø



INDUSTRIAL
COMMERCIAL

E-22
LOCKING
DEVICES

30A 3 Pole, 4 Wire Grounding Industrial Specification Grade Plugs and Connectors

FEATURES

- Nylon construction.
- Back wire Dead-Front design.
- Neoprene gasket seals cord hole from dust and debris.
- Inserts included for three separate cord grip ranges.
- Back wire terminal clamps for easy secure wiring.
- Individual wiring compartments with tapered channel for easy insertion of wires.
- Clear cover over wiring compartments allow easy inspection of wiring terminations.
- Combination head screws standard - slot/Phillips in the U.S.
- Add -C to catalog number for Canadian screws - slot/Robertson head combination.



CRL1430C



FSL330P



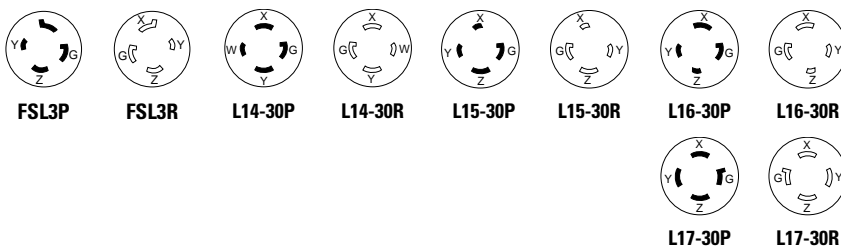
CWL1730P

Industrial Specification Grade Locking Plugs and Connectors

Rating A	V/AC	NEMA	Description/ Cord Diameter	Color	Catalog No.	
					Plug	Connector
30	120V 3Ø 400Hz	FSL3-30	Standard: 0.347"-1.15" (11.9mm-29.5mm)	Black & White	FSL330P*	FSL330C*
30	125/250	L14-30	Standard: 0.63"-1.16" (15.9mm-29.4mm)	Black & White	CWL1430P	CWL1430C
			Standard: 0.63"-1.16" (15.9mm-29.4mm)	Black	6512BK	6514BK
			Corrosion Resistant: 0.63"-1.16" (15.9mm-29.4mm)	Yellow	CRL1430P	CRL1430C
30	250V 3Ø	L15-30	Standard: 0.63"-1.16" (15.9mm-29.4mm)	Black & White	CWL1530P	CWL1530C
			Corrosion Resistant: 0.63"-1.16" (15.9mm-29.4mm)	Yellow	CRL1530P	CRL1530C
			Standard: 0.63"-1.16" (15.9mm-29.4mm)	Black & White	CWL1630P	CWL1630C
30	480V 3Ø	L16-30	Standard: 0.63"-1.16" (15.9mm-29.4mm)	Black & White	CWL1630P	CWL1630C
			Corrosion Resistant: 0.63"-1.16" (15.9mm-29.4mm)	Yellow	CRL1630P	—
30	600V 3Ø	L17-30	Standard: 0.63"-1.16" (15.9mm-29.4mm)	Black & White	CWL1730P	CWL1730C

*UL (file no. E1381), CSA (file no. LR16215)

NOTE: Weather Protective Boots from Cooper Wiring Devices that may be used with these products are described on page E-72 in this section.



TESTING & CODE COMPLIANCE

- Listed to UL 498 (file no. E3663), except as noted.
- cUL Certified to CSA C22.2 no. 42 (file no. E3663) except as noted.

MATERIAL CHARACTERISTICS

Nylon.
Temperature Rating:
Receptacles:
-40°C to 75°C,
except FSL330P
& FSL330C:
-20°C to 60°C.



Industrial Specification Grade Hart-Lock® Locking Devices

3 Pole, 4 Wire Grounding
NEMA L14-30, 30A 125/250V
NEMA L15-30, 30A 250V 3Ø
NEMA L16-30, 30A 480V 3Ø
NEMA L17-30, 30A 600V 3Ø

30A 3 Pole, 4 Wire Industrial Specification Grade Flanged Inlet and Outlet

FEATURES

- All nylon construction.
- Mounting holes interchangeable with competitive units.
- Back wire terminal clamps for easy secure wiring.
- Individual wiring compartments with tapered channel for easy insertion of wires.
- Combination head screws standard – slot/Phillips in the US.
- Add -C to catalog number for Canadian screws – slot/Robertson head combination.



CWL1430FI



CWL1530FI



CWL1730FI

Industrial Specification Grade Flanged Inlets and Outlets

Rating A	V/AC	NEMA	Color	Catalog No.	
				Inlet	Outlet
30	125/250	L14-30	Black & White	CWL1430FI	CWL1430FO
30	250V 3Ø	L15-30	Black & White	CWL1530FI	CWL1530FO
30	480V 3Ø	L16-30	Black & White	CWL1630FI	CWL1630FO
30	600V 3Ø	L17-30	Black & White	CWL1730FI	CWL1730FO

NOTE: Weather Protective Covers and Enclosures from Cooper Wiring Devices that may be used with these products are described on pages E-71, E-73 and E-74 in this section.

INDUSTRIAL
COMMERCIAL

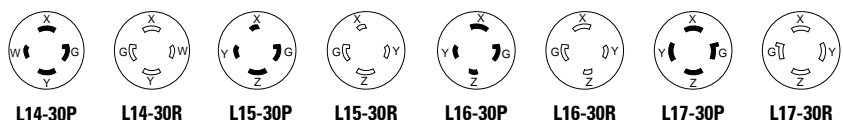
E-23
LOCKING
DEVICES

TESTING & CODE COMPLIANCE

- Listed to UL 498 Flanged Inlets: (file no. E3663); Flanged Outlets (file no. E2369).
- cUL Certified to CSA C22.2 no.42 (file no. E3663 and E2369).

MATERIAL CHARACTERISTICS

Nylon.
 Environmental flammability per UL 94 requirements, V2 rated.
 Temperature Rating: -40°C to 80°C.



Industrial Specification Grade Hart-Lock® Locking Devices

4 Pole, 4 Wire Non-Grounding
Non-NEMA, 20A 120/208V 3ØY
NEMA L18-20, 20A 120/208V 3ØY
NEMA L19-20, 20A 277/480V 3ØY
NEMA L20-20, 20A 347/600V 3ØY




20A 4 Pole, 4 Wire Non-Grounding Industrial Specification Grade Locking Receptacles

FEATURES

- Clearly marked rating, NEMA configuration and approval listings on receptacle face.
- One piece brass contacts offer superior performance and minimum heat rise.
- Back wire terminal clamps for easy secure wiring.
- Combination head screws standard - slot/Phillips in the U.S.
- Add -C to catalog number for Canadian screws - slot/Robertson head combination.
- Safety ground clip provided for fast installation.

Industrial Specification Grade Single Receptacles - Back and Side Wire

Rating A	V/AC	NEMA	Description	Color	Catalog No.
20	120/208V 3ØY	L18-20	Single	Black	CWL1820R
20	120/208V 3ØY	Non-NEMA	Single	Black	7410B
20	277/480V 3ØY	L19-20	Single	Black	CWL1920R
20	347/600V 3ØY	L20-20	Single	Black	CWL2020R



CWL1820R



CWL1920P



CWL1920C



CWL2020P

INDUSTRIAL
COMMERCIAL

E-24
LOCKING
DEVICES

TESTING & CODE COMPLIANCE

· Listed to UL 498,
Plugs, Connectors:
(file no. E3663).
Receptacles:
(file no. E2369).
CWL1820R
UL Listed to Federal
Spec. WC-596.

MATERIAL CHARACTERISTICS

Receptacles:
Glass filled Nylon.
Plugs & Connectors:
Nylon.
Environmental:
Flammability
per UL 94
requirements,
Receptacles V0 rated.
Temperature Rating:
Receptacles:
-40°C to 105°C;
Plugs & Connectors:
-40°C to 75°C.

20A 4 Pole, 4 Wire Non-Grounding Industrial Specification Grade Plugs and Connectors

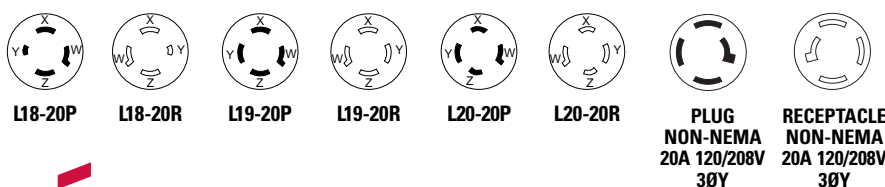
FEATURES

- Nylon construction.
- Back wire Dead-Front design.
- Neoprene gasket seals cord hole from dust and debris.
- Inserts included for three separate cord grip ranges.
- Back wire terminal clamps for easy secure wiring.
- Individual wiring compartments with tapered channel for easy insertion of wires.
- Clear cover over wiring compartments allow easy inspection of wiring terminations.
- Combination head screws standard - slot/Phillips in the U.S.
- Add -C to catalog number for Canadian screws - slot/Robertson head combination.

Industrial Specification Grade Locking Plugs and Connectors

Rating A	V/AC	NEMA	Cord Diameter	Color	Plug	Connector
20	120/208V 3ØY	L18-20	0.63"- 1.16" (15.9mm-29.4mm)	Black & White	CWL1820P	CWL1820C
20	120/208V 3ØY	Non-NEMA	0.63"- 1.16" (15.9mm-29.4mm)	Black & White	7411C	7413C
20	277/480V 3ØY	L19-20	0.63"- 1.16" (15.9mm-29.4mm)	Black & White	CWL1920P	CWL1920C
20	347/600V 3ØY	L20-20	0.63"- 1.16" (15.9mm-29.4mm)	Black & White	CWL2020P	CWL2020C

NOTE: Weather Protective Covers and Boots from Cooper Wiring Devices that may be used with these products are described on pages E-71 and E-72 in this section.





INDUSTRIAL
COMMERCIAL

E-25 LOCKING DEVICES

TESTING & CODE COMPLIANCE

· Listed to UL 498
Flanged Inlets:
(file no. E3663);
Flanged Outlets
(file no. E2369).

MATERIAL CHARACTERISTICS

Nylon.
Environmental
flammability
per UL 94
requirements,
V2 rated.
Temperature Rating:
-40°C to 80°C.



Industrial Specification Grade Hart-Lock® Locking Devices

4 Pole, 4 Wire Non-Grounding
Non-NEMA, 20A 120/208V 3ØY
NEMA L18-20, 20A 120/208V 3ØY
NEMA L19-20, 20A 277/480V 3ØY
NEMA L20-20, 20A 347/600V 3ØY

20A 4 Pole, 4 Wire Industrial Specification Grade Flanged Inlet and Outlet



CWL1920FI



CWL1820FI



CWL1920FO

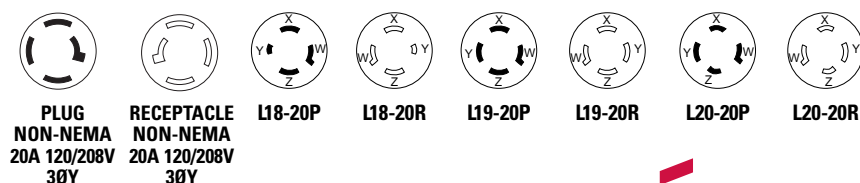
FEATURES

- All nylon construction.
- Mounting holes interchangeable with competitive units.
- Back wire terminal clamps for easy secure wiring.
- Individual wiring compartments with tapered channel for easy insertion of wires.
- Combination head screws standard - slot/Phillips in the U.S.
- Add -C to catalog number for Canadian screws - slot/Robertson head combination.

Industrial Specification Grade Flanged Inlets and Outlets

Rating A	V/AC	NEMA	Color	Catalog No.	
				Inlet	Outlet
20	120/208V 3ØY	L18-20	Black & White	CWL1820FI	CWL1820FO
20	120/208V 3ØY	Non-NEMA	Black & White	7408N	7409N
20	277/480V 3ØY	L19-20	Black & White	CWL1920FI	CWL1920FO
20	347/600V 3ØY	L20-20	Black & White	CWL2020FI	CWL2020FO

NOTE: Weather Protective Covers and Enclosures from Cooper Wiring Devices that may be used with products on pages E-25 and E-26 are described on pages E-71 - E-74 in this section.



Industrial Specification Grade Hart-Lock® Locking Devices

4 Pole, 4 Wire Non-Grounding
Non-NEMA, 30A 120/208V 3ØY
NEMA L18-30, 30A 120/208V 3ØY
NEMA L19-30, 30A 277/480V 3ØY
NEMA L20-30, 30A 347/600V 3ØY



INDUSTRIAL
COMMERCIAL

E-26 LOCKING DEVICES

TESTING & CODE COMPLIANCE

· Listed to UL 498
Plugs & Connectors:
(file no. E3663).
Receptacles:
(file no. E2369)

MATERIAL CHARACTERISTICS

Receptacles:
Glass filled Nylon.
Plugs, Connectors:
Nylon.
Environmental:
Flammability
per UL 94
requirements
Receptacles V0 rated.
Temperature Rating:
Receptacles:
-40°C to 105°C;
Plugs, Connectors:
-40°C to 75°C.


30A 4 Pole, 4 Wire Non-Grounding Industrial Specification Grade Locking Receptacles

FEATURES

- Rugged fiberglass reinforced nylon body.
- Clearly marked rating, NEMA configuration and approval listings on receptacle face.
- One piece brass contacts offer superior performance and minimum heat rise.
- Back wire terminal clamps for easy secure wiring.
- Combination head screws standard - slot/Phillips in the U.S.
- Add -C to catalog number for Canadian screws - slot/Robertson head combination.
- Safety ground clip provided for fast installation.

Industrial Specification Grade Single Receptacles - Back and Side Wire

Rating		NEMA	Description	Color	Catalog No.
A	V/AC				
30	120/208V 3ØY	L18-30	Single	Black	CWL1830R
30	120/208V 3ØY	Non-NEMA	Single	Black	3430
30	277/480V 3ØY	L19-30	Single	Black	CWL1930R
30	347/600V 3ØY	L20-30	Single	Black	CWL2030R



CWL1830R

30A 4 Pole, 4 Wire Grounding Industrial Specification Grade Plugs and Connectors

FEATURES

- Nylon construction.
- Back wire Dead-Front design.
- Neoprene gasket seals cord hole from dust and debris.
- Inserts included for three separate cord grip ranges.
- Back wire terminal clamps for easy secure wiring.
- Individual wiring compartments with tapered channel for easy insertion of wires.
- Clear cover over wiring compartments allow easy inspection of wiring terminations.
- Combination head screws standard - slot/Phillips in the U.S.
- Add -C to catalog number for Canadian screws - slot/Robertson head combination.

Industrial Specification Grade Locking Plugs and Connectors

Rating		NEMA	Cord Diameter	Color	Catalog No.	
A	V/AC				Plug	Connector
30	120/208V 3ØY	L18-30	0.63"- 1.16" (15.9mm-29.4mm)	Black & White	CWL1830P	CWL1830C
30	120/208V 3ØY	Non-NEMA	0.63"- 1.16" (15.9mm-29.4mm)	Black & White	3431N	3433N
30	277/480V 3ØY	L19-30	0.63"- 1.16" (15.9mm-29.4mm)	Black & White	CWL1930P	CWL1930C
30	347/600V 3ØY	L20-30	0.63"- 1.16" (15.9mm-29.4mm)	Black & White	CWL2030P	CWL2030C



CWL1930C



L18-30P



L18-30R



L19-30P



L19-30R



L20-30P



L20-30R



PLUG
NON-NEMA
20A 120/208V
3ØY



RECEPTACLE
NON-NEMA
20A 120/208V
3ØY



Industrial Specification Grade Hart-Lock® Locking Devices

4 Pole, 4 Wire Non-Grounding
Non-NEMA, 30A 120/208V 3ØY
NEMA L18-30, 30A 120/208V 3ØY
NEMA L19-30, 30A 277/480V 3ØY
NEMA L20-30, 30A 347/600V 3ØY

INDUSTRIAL
COMMERCIAL

E-27
LOCKING
DEVICES



CWL1930FO



CWL1830FI

30A 4 Pole, 4 Wire Industrial Specification Grade Flanged Inlet and Outlet

FEATURES

- All nylon construction.
- Mounting holes interchangeable with competitive units.
- Back wire terminal clamps for easy secure wiring.
- Individual wiring compartments with tapered channel for easy insertion of wires.
- Combination head screws standard – slot/Phillips in the U.S.
- Add -C to catalog number for Canadian screws – slot/Robertson head combination.

Industrial Specification Grade Flanged Inlets and Outlets

Rating A	V/AC	NEMA	Color	Catalog No.	
				Inlet	Outlet
30	120/208V 3ØY	L18-30	Black & White	CWL1830FI	CWL1830FO
30	120/208V 3ØY	Non-NEMA	Black & White	3434N	3436N
30	277/480V 3ØY	L19-30	Black & White	CWL1930FI	CWL1930FO
30	347/600V 3ØY	L20-30	Black & White	CWL2030FI	CWL2030FO

NOTE: Weather Protective Covers and Enclosures from Cooper Wiring Devices that may be used with these products are described on pages E-71, E-73 and E-74 in this section.

TESTING & CODE COMPLIANCE

· Listed to UL 498,
Flanged Inlet:
(file no. E3663);
Flanged Outlets:
(file no. E2369).

MATERIAL CHARACTERISTICS

Nylon.
Environmental:
Flammability
per UL 94
requirements.
V2 rated.
Temperature Rating:
-40°C to 80°C.



**PLUG
NON-NEMA
30A 120/208V
3ØY**



**RECEPTACLE
NON-NEMA
30A 120/208V
3ØY**



L18-30P



L18-30R



L19-30P



L19-30R



L20-30P



L20-30R

Industrial Specification Grade Hart-Lock® Locking Devices

4 Pole, 5 Wire Grounding
 Non-NEMA, 20A 120/208V 3ØY 400HZ
 NEMA L21-20, 20A 120/208V 3ØY
 NEMA L22-20, 20A 277/480V 3ØY
 NEMA L23-20, 20A 347/600V 3ØY



INDUSTRIAL COMMERCIAL

E-28 LOCKING DEVICES

20A 4 Pole, 5 Wire Grounding Industrial Specification Grade Locking Receptacles

FEATURES


- Rugged fiberglass reinforced nylon body.
- Clearly marked rating, NEMA configuration and approval listings on receptacle face.
- One piece brass contacts offer superior performance and minimum heat rise.
- Back wire terminal clamps secure wiring.
- Combination head screws standard - slot/Phillips in the U.S.
- Add -C to catalog number for Canadian screws - slot/Robertson head combination.
- Safety ground clip provided for fast installation.

Industrial Specification Grade Single Receptacles - Back and Side Wire


Rating		NEMA	Description	Color	Catalog No.
A	V/AC				
20	120/208V 3ØY	L21-20	Standard	Black	CWL2120R
			Isolated Ground	Orange	IGL2120R
20	120/208V 3ØY 400Hz	Non-NEMA	Standard	Black	6110*
20	277/480V 3ØY	L22-20	Standard	Black	CWL2220R
			Isolated Ground	Orange	IGL2220R
20	347/600V 3ØY	L23-20	Standard	Black	CWL2320R
			Isolated Ground	Orange	IGL2320R

*UL (file no. E2258), CSA (file no. LR16215)


NOTE: Weather Protective Covers from Cooper Wiring Devices that may be used with these products are described on pages E-71 in this section.



CWL2120R



IGL2120R



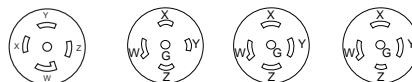
6110

TESTING & CODE COMPLIANCE

- Listed to UL 498, (file no. E2369).
- CWL2120R:
UL Listed to Federal Spec. WC-596.
- CSA Certified to C22.2 no. 42 (file no. LR7087) except as noted.

MATERIAL CHARACTERISTICS

Receptacles:
 Glass filled Nylon except 6110: Urea.
 Environmental:
 Flammability per UL 94 requirements,
 Receptacles V0 rated except 6110.
 Temperature Rating:
 Receptacles:
 -40°C to 105°C except 6110:
 -40°C to 60°C.



RECEPTACLE NON-NEMA 20A 120/208V 3ØY 400 Hz

L21-20R

L22-20R

L23-20R



Industrial Specification Grade Hart-Lock® Locking Devices

4 Pole, 5 Wire Grounding
Non-NEMA, 20A 120/208V 3ØY 400Hz
Non-NEMA 20/10A 250/600V
NEMA L21-20, 20A 120/208V 3ØY
NEMA L22-20, 20A 277/480V 3ØY
NEMA L23-20, 20A 347/600V 3ØY



20A 4 Pole, Wire Grounding Industrial Specification Grade Plugs and Connectors

FEATURES

- Nylon construction.
- Back wire Dead-Front design.
- Neoprene gasket seals cord hole from dust and debris.
- Inserts included for three separate cord grip ranges.
- Back wire terminal clamps for easy secure wiring.
- Individual wiring compartments with tapered channel for easy insertion of wires.
- Clear cover allows easy inspection of wiring terminations.
- Combination head screws standard - slot/Phillips in the U.S.
- Add -C to catalog number for Canadian screws - slot/Robertson head combination.

Industrial Specification Grade Locking Plugs and Connectors

Rating A	V/AC	NEMA	Cord Diameter	Color	Catalog No.	
					Plug	Connector
20	120/208V 3ØY	L21-20	0.63-1.16" (15.9-29.4mm)	Black & White	CWL2120P	CWL2120C
				Black	CWL2120PBK	CWL2120CBK
20	120/208V 3ØY 400Hz	Non-NEMA	0.47-1.15" (11.9-29.2mm)	Black & White	6112*	6114*
20/10	250/600	Non-NEMA	0.63-1.16" (15.9-29.4mm)	Gray	3521	3523
				Black	3521BK	3523BK
20	277/480V 3ØY	L22-20	0.63-1.16" (15.9-29.4mm)	Black & White	CWL2220P	CWL2220C
20	347/600V 3ØY	L23-20	0.63-1.16" (15.9-29.4mm)	Black & White	CWL2320P	CWL2320C

*UL (file no. E1381), CSA (file no. LR16215)

NOTE: Weather Protective Boots from Cooper Wiring Devices that may be used with these products are described on page E-72 in this section.



INDUSTRIAL COMMERCIAL

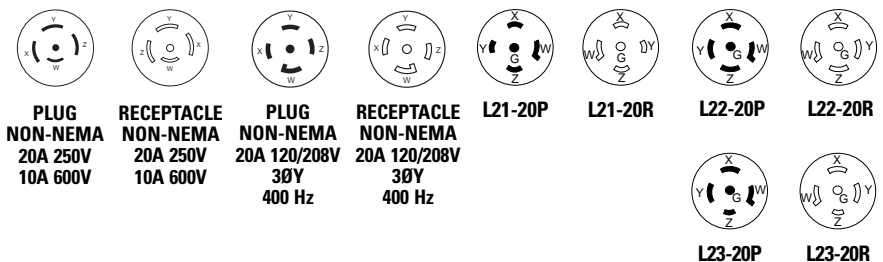
E-29
LOCKING DEVICES

TESTING & CODE COMPLIANCE

- Listed to UL 498, (file no. E3663);
- UL Listed to Federal Spec. WC-596.
- cUL Certified to CSA C22.2 no. 42 (file no. E3663) except as noted.

MATERIAL CHARACTERISTICS

Nylon.
 Temperature Rating:
 -40°C to 75°C
 except 6112, 6114:
 -40°C to 60°C.



Industrial Specification Grade Hart-Lock® Locking Devices

4 Pole, 5 Wire Grounding
 Non-NEMA, 20A 120/208V 3ØY 400Hz
 Non-NEMA 20/10A 250/600V
 NEMA L21-20, 20A 120/208V 3ØY
 NEMA L22-20, 20A 277/480V 3ØY
 NEMA L23-20, 20A 347/600V 3ØY



INDUSTRIAL COMMERCIAL

E-30 LOCKING DEVICES

TESTING & CODE COMPLIANCE

- Listed to UL 498 Flanged Inlets: (file no. E3663);
- Flanged Outlets: Listed to UL 498, (file no. E2369).
- cUL Certified to CSA C22.2 no. 42 (file no. E3663 and E2369) except as noted.

MATERIAL CHARACTERISTICS

Nylon.
 Environmental:
 Flammability per UL 94 requirements.
 V2 rated except 6116, 6118.
 Temperature Rating:
 -40°C to 80°C except 6116, 6118:
 -40°C to 60°C.

20A 4 Pole, 5 Wire Industrial Specification Grade Flanged Inlet and Outlet

FEATURES

- All nylon construction.
- Mounting holes interchangeable with competitive units.
- Back wire terminal clamps for easy secure wiring.
- Individual wiring compartments with tapered channel for easy insertion of wires.
- Combination head screws standard - slot/Phillips in the U.S.
- Add -C to catalog number for Canadian screws - slot/Robertson head combination.

Industrial Specification Grade Flanged Inlets and Outlets


Rating A	V/AC	NEMA	Color	Catalog No.	
				Inlet	Outlet
20	120/208V 3ØY	L21-20	Black & White	CWL2120FI	CWL2120FO
20	120/208V 3ØY 400 HZ	Non-NEMA	White	6116*†	6118*#
20/10	250/600V	Non-NEMA	Gray	3524	3525
			Black	3524BK	3525BK
20	277/480V 3ØY	L22-20	Black & White	CWL2220FI	CWL2220FO
20	347/600V 3ØY	L23-20	Black & White	CWL2320FI	CWL2320FO

†UL (file no. E1381)
 #UL (file no. E2258)
 *CSA (file no. LR16215)

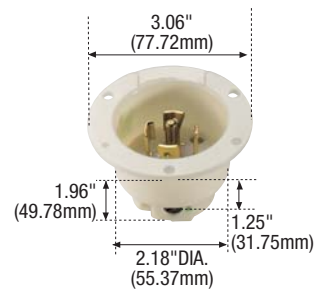
NOTE: Weather Protective Covers and Enclosures from Cooper Wiring Devices that may be used with these products are described on pages E-71, E-73 and E-74 in this section.



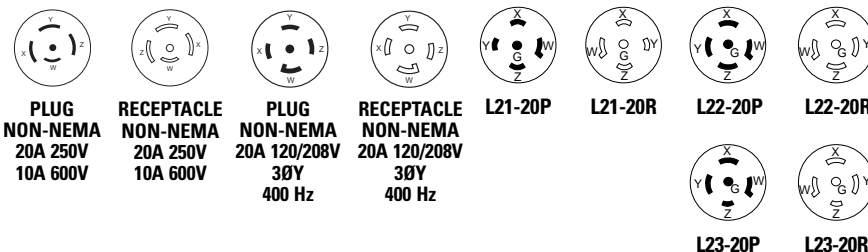
CWL2120FI



6118



6116





Industrial Specification Grade Hart-Lock® Locking Devices

4 Pole, 5 Wire Grounding
 NEMA L21-30, 30A 120/208V 3ØY
 NEMA FSL4-30, 30A 120/208V 3ØY 400Hz
 NEMA L22-30, 30A 277/480V 3ØY
 NEMA L23-30, 30A 347/600V 3ØY

INDUSTRIAL COMMERCIAL


E-31 LOCKING DEVICES

TESTING & CODE COMPLIANCE


· Listed to UL 498 (file no. E2369) except Flanged Inlets: (file no. E3663).
 CWL2130R
 UL Listed to Federal Spec. WC-596.
 Receptacles:
 · CSA Certified to C22.2 no. 42 (file no. LR7087)
 Inlets and Outlets:
 cUL Certified to CSA C22.2 no. 42, Inlets (file no. E3663), Outlets (file no. E2369).

MATERIAL CHARACTERISTICS

Glass filled Nylon
 Environmental:
 Flammability per UL 94 requirements.
 VO rated except FSL430R,
 Inlets/Outlets:
 V2 rated.
 Temperature Rating:
 -40°C to 105°C except FSL430R:
 -40°C to 60°C.
 Inlets/Outlets:
 -40°C to 80°C.



CWL2130R



FSL430R



CWL2130FI



CWL2330FO

30A 4 Pole, 5 Wire Non-Grounding Industrial Specification Grade Locking Receptacles

FEATURES

- Rugged fiberglass reinforced nylon body.
- Clearly marked rating, NEMA configuration and approval listings on receptacle face.
- One piece brass contacts offer superior performance and minimum heat rise.
- Back wire terminal clamps for secure wiring.
- Combination head screws standard - slot/Phillips in the U.S.
- Add -C to catalog number for Canadian screws - slot/Robertson head combination.
- Safety ground clip provided for fast installation.

Industrial Specification Grade Single Receptacles - Back and Side Wire

Rating	A	V/AC	NEMA	Description	Color	Catalog No.
30	120/208V	3ØY	L21-30	Standard	Black	CWL2130R
				Isolated Ground	Orange	IGL2130R
30	120/208V	3ØY 400HZ	FSL4-30	Standard	Black	FSL430R*
				Isolated Ground	Orange	IGL2230R
30	277/480V	3ØY	L22-30	Standard	Black	CWL2230R
				Isolated Ground	Orange	IGL2230R
30	347/600V	3ØY	L23-30	Standard	Black	CWL2330R
				Isolated Ground	Orange	IGL2330R

*UL (file no. 2558), CSA (file no. LR16215), Urea.

30A 4 Pole, 5 Wire Industrial Specification Grade Flanged Inlet and Outlet

FEATURES

- All nylon construction.
- Mounting holes interchangeable with competitive units.
- Back wire terminal clamps for easy secure wiring.
- Individual wiring compartments with tapered channel for easy insertion of wires.
- Combination head screws standard - slot/Phillips in the U.S.
- Add -C to catalog number for Canadian screws - slot/Robertson head combination.

Industrial Specification Grade Flanged Inlets and Outlets

Rating	A	V/AC	NEMA	Color	Catalog No.	
					Inlet	Outlet
30	120/208V	3ØY	L21-30	Black & White	CWL2130FI	CWL2130FO
30	277/480V	3ØY	L22-30	Black & White	CWL2230FI	CWL2230FO
30	347/600V	3ØY	L23-30	Black & White	CWL2330FI	CWL2330FO

NOTE: Weather Protective Covers and Enclosures from Cooper Wiring Devices that may be used with these products are described on pages E-71, E-73 and E-74 in this section.



Industrial Specification Grade Hart-Lock® Locking Devices

4 Pole, 5 Wire Grounding
 NEMA L21-30, 30A 120/208V 3ØY
 NEMA FSL4-30, 30A 120/208V 3ØY 400Hz
 NEMA L22-30, 30A 277/480V 3ØY
 NEMA L23-30, 30A 347/600V 3ØY



INDUSTRIAL COMMERCIAL

E-32 LOCKING DEVICES

TESTING & CODE COMPLIANCE

· Listed to UL 498 (file no. E3663) except FSL430P, FSL430C (file no. E1381).
 cUL Certified to CSA C22.2 no. 42 (file no. E3663) except FSL430P and FSL430C:
 CSA Certified to C22.2 no. 42 (file no. LR16215).

MATERIAL CHARACTERISTICS

Nylon.
 Temperature Rating: -40°C to 75°C except FSL430P, FSL430C: -40°C to 60°C.

30A 4 Pole, 5 Wire Grounding Industrial Specification Grade Plugs and Connectors


FEATURES

- Nylon construction.
- Back wire Dead-Front design.
- Neoprene gasket seals cord hole from dust and debris.
- Inserts included for three separate cord grip ranges.
- Back wire terminal clamps for secure wiring.
- Individual wiring compartments with tapered channel for easy insertion of wires.
- Clear cover allows easy inspection of wiring terminations.
- Combination head screws standard - slot/Phillips in the U.S.
- Add -C to catalog number for Canadian screws - slot/Robertson head combination.

Industrial Specification Grade Locking Plugs and Connectors

Rating A	V/AC	NEMA	Cord Diameter	Color	Catalog No.	
					Plug	Connector
30	120/208V 3ØY	L21-30	0.63"-1.16" (15.9mm-29.4mm)	Black & White	CWL2130P	CWL2130C
			0.63"-1.16" (15.9mm-29.4mm)	Black	6612BK	6614BK
30	120/208V 3ØY 400Hz	FSL4-30	0.47"-1.15" (11.9mm-29.2mm)	Black & White	FSL430P	FSL430C
30	277/480V 3ØY	L22-30	0.63"-1.16" (15.9mm-29.4mm)	Black & White	CWL2230P	CWL2230C
30	347/600V 3ØY	L23-30	0.63"-1.16" (15.9mm-29.4mm)	Black & White	CWL2330P	CWL2330C

NOTE: Weather Protective Boots from Cooper Wiring Devices that may be used with these products are described on page E-72 in this section.





Commercial Specification Grade Locking Devices

2 Pole, 2 Wire Non-Grounding
 2 Pole, 3 Wire Grounding
 NEMA L1-15, 15A 125V
 NEMA L5-15, 15A 125V
 NEMA L6-15, 15A 250V
 NEMA L7-15, 15A 277V

15A 2 Pole 3 Wire Commercial Specification Grade Locking Plugs and Connectors

FEATURES

- Abuse resistant thermoplastic construction.
- Back wire Dead-Front design.
- Thermoplastic plugs have external cable clamp which provides firm strain relief.
- Nylon plugs have internal Autogrip® style strain relief for fast wiring.
- Back wire terminal clamps for easy secure wiring.
- Individual wiring compartments with tapered channel for easy insertion of wires.
- Clear cover over wiring compartments allow easy inspection of wiring terminations.
- Clearly marked rating, NEMA configuration and standard compliances on face of plug or connector.
- Nylon Plugs and connectors have slot/Phillips combination head screws.



4579



L115P



4720



4570

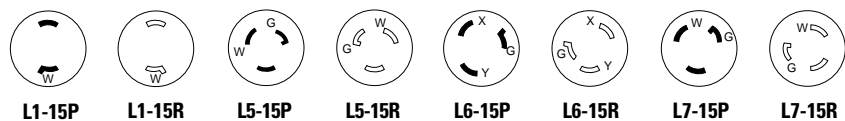
Commercial Specification Grade Thermoplastic Locking Plugs and Connectors

Rating A	V/AC	NEMA	Description/ Cord Diameter	Color	Catalog No.	
					Plug	Connector
15	125	L1-15	Commercial Grade: 0.25"-0.69" (6.4mm-17.5mm)	Black & White	L115P	—
15	125	L5-15	Straight: 0.25"-0.69" (6.4mm-17.5mm)	Black & White	4720	4729
			Angle: 0.25"-0.69" (6.4mm-17.5mm)	Black & White	4720AN	—
15	250	L6-15	Straight: 0.25"-0.69" (6.4mm-17.5mm)	Black & White	4570	4579
			Angle: 0.25"-0.69" (6.4mm-17.5mm)	Black & White	4570AN	—
15	277	L7-15	Straight: 0.25"-0.69" (6.4mm-17.5mm)	Black & White	4770	4779

Commercial Specification Grade Nylon Locking Plugs and Connectors

Rating A	V/AC	NEMA	Description/ Cord Diameter	Color	Catalog No.	
					Plug	Connector
15	125	L5-15	Straight: 0.250"-0.656" (6.4mm-16.7mm)	Yellow	3473-3	3493-3
15	250	L6-15	Straight: 0.250"-0.656" (6.4mm-17.5mm)	Yellow	3474-3	3494-3
15	277	L7-15	Straight: 0.250"-0.656" (6.4mm-17.5mm)	Yellow	3475-3	3495-3

NOTE: Weather Protective Boots from Cooper Wiring Devices that may be used with these products are described on page E-72 in this section.



INDUSTRIAL
COMMERCIAL

E-33 LOCKING DEVICES

TESTING & CODE COMPLIANCE

- Listed to UL 498, (file no. E15012) except Nylon Plugs, Connectors, (file no. E3663).
- CSA Certified to C22.2 no. 42 (file no. LR2081 (6221-02)) except Nylon Plugs, Connectors (file no. LR7087).

MATERIAL CHARACTERISTICS

Thermoplastic Plugs & Connectors: Polycarbonate and PVC.
 Nylon Plugs, Connectors: Nylon.
 Environmental: Flammability per UL 94 requirements.
 Thermoplastic Plugs & Connectors V2 rated.
 Temperature Rating: Thermoplastic Plugs, Connectors: -20°C to 60°C.
 Nylon Plugs, Connectors: -40°C to 75°C.

Commercial Specification Grade Locking Devices

2 Pole, 3 Wire Grounding
 NEMA L5-20, 20A 125V
 NEMA L6-20, 20A 250V
 NEMA L7-20, 20A 277V
 NEMA L24-20, 20A 347V
 NEMA L8-20, 20A 480V
 NEMA L9-20, 20A 600V



INDUSTRIAL
COMMERCIAL

E-34 LOCKING DEVICES

TESTING & CODE COMPLIANCE

- Listed to UL 498 Plugs, Connectors: (file no. E15012) Receptacles: (file no. E15058).
- Receptacles are UL Listed to Federal Spec WC-596.
- CSA Certified. C22.2 no. 42, Receptacles (file no. LR6914 (6233-01)); Plugs, Connectors (file no. LR2081 (6221-02)).
- NOM Certified, except as noted.

MATERIAL CHARACTERISTICS

Receptacles: Nylon.
 Plugs, Connectors: Polycarbonate & PVC.
 Meets flammability requirements per UL 94, V2 rated.
 Temperature Rating: Receptacles: -40°C to 70°C; Plugs & Connectors: -20°C to 60°C.

20A 2 Pole, 3 Wire Commercial Specification Grade Receptacles


FEATURES

- Rugged nylon face and body.
- Clearly marked rating, NEMA configuration and approval listings on receptacle face.
- One piece brass contacts offer superior performance and minimum heat rise.
- Back wire terminal clamps for easy secure wiring.
- Combination head screws standard - slot/Phillips.

Commercial Specification Grade Receptacles

Rating	A	V/AC	NEMA	Description	Color	Catalog No.
20	125		L5-20	Single	Black	L520R
20	250		L6-20	Single	Black	L620R
20	277		L7-20	Single	Black	L720R*
20	347		L24-20	Single	Black	L2420R*
20	480		L8-20	Single	Black	L820R*
20	600		L9-20	Single	Black	L920R*

*Not NOM



L520R



L620P



L620C



L520C

20A 2 Pole, 3 Wire Commercial Specification Grade Locking Plugs and Connectors

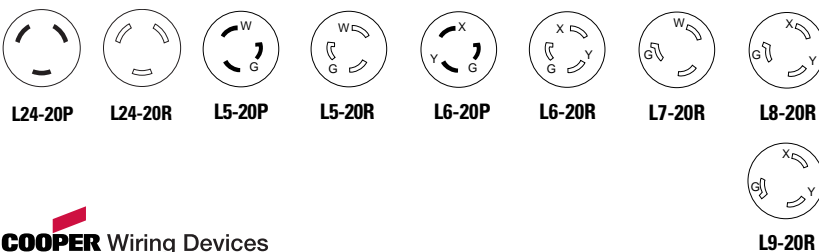
FEATURES

- Abuse resistant thermoplastic construction.
- Back wire Dead-Front design.
- External cable clamp provides firm strain relief.
- Back wire terminal clamps for easy secure wiring.
- Individual wiring compartments with tapered channel for easy insertion of wires.
- Triple combination head screws standard - slot/Phillips/Robertson for use in the U.S. and Canada.
- Clear cover over wiring compartments allow easy inspection of wiring terminations.

Commercial Specification Grade Locking Plugs and Connectors

Rating	A	V/AC	NEMA	Description/ Cord Diameter	Color	Plug	Connector
20	125		L5-20	Straight: 0.25"-0.69" (6.35mm-17.5mm)	Black & White	L520P	L520C
20	250		L6-20	Straight: 0.25"-0.69" (6.35mm-17.5mm)	Black & White	L620P	L620C
20	347		L24-20	Straight: 0.25"-0.69" (6.35mm-17.5mm)	Black & White	L2420P	L2420C

NOTE: Weather Protective Covers from Cooper Wiring Devices that may be used with these products are described on page E-71 in this section.







Commercial Specification Grade Locking Devices

2 Pole, 3 Wire Grounding
 NEMA FSL1-30, 30A 28V/DC
 NEMA FSL2-30, 30A 120V
 NEMA L5-30, 30A 125V
 NEMA L6-30, 30A 250V
 NEMA L7-30, 30A 277V
 NEMA L8-30, 30A 480V
 NEMA L9-30, 30A 600V


30A 2 Pole, 3 Wire Commercial Specification Grade Receptacles




FSL130R



L530R



L930R



L530P



L530C

FEATURES

- Rugged nylon face and body.
- Clearly marked rating, NEMA configuration and approval listings on receptacle face.
- One piece brass contacts offer superior performance and minimum heat rise.
- Back wire terminal clamps for easy secure wiring.
- Combination head screws standard - slot/Phillips.

Commercial Specification Grade Receptacles

Rating	A	V/AC	NEMA	Description	Color	Catalog No.
	30	28V/DC	FSL1-30	Single	Black	FSL130R*
	30	120, 400HZ	FSL2-30	Single	Black	FSL230R*
	30	125	L5-30	Single	Black	L530R
	30	250	L6-30	Single	Black	L630R
	30	277	L7-30	Single	Black	L730R*
	30	480	L8-30	Single	Black	L830R*
	30	600	L9-30	Single	Black	L930R*

*Not NOM

30A 2 Pole, 3 Wire Commercial Grade Locking Plugs and Connectors

FEATURES

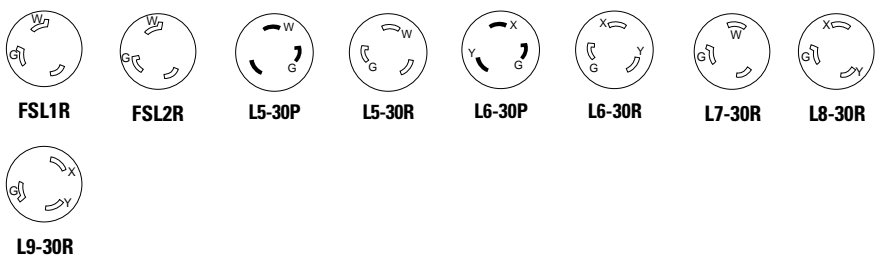
- Abuse resistant thermoplastic construction.
- Back wire Dead-Front design.
- External cable clamp provides firm strain relief.
- Back wire terminal clamps for easy secure wiring.
- Individual wiring compartments with tapered channel for easy insertion of wires.
- Triple combination head screws standard - slot/Phillips/Robertson for use in the U.S. and Canada.
- Clear cover over wiring compartments allow easy inspection of wiring terminations.
- Clearly marked rating, NEMA configuration and standard compliances on face of plug or connector.

Commercial Grade Locking Plugs and Connectors

Rating	A	V/AC	NEMA	Description/ Cord Diameter	Color	Catalog No. Plug	Catalog No. Connector
30	125	L5-30	Straight: 0.25"-0.69" (6.35mm-17.5mm)	Black & White	L530P	L530C*	
30	250	L6-30	Straight: 0.25"-0.69" (6.35mm-17.5mm)	Black & White	L630P	L630C*	

*Not Federal Spec.

NOTE: Weather Protective Covers from Cooper Wiring Devices that may be used with these products are described on pages E-71 in this section.



INDUSTRIAL
COMMERCIAL

E-35
LOCKING
DEVICES

TESTING & CODE COMPLIANCE

- Listed to UL 498 Receptacles (file no. E15058) Plugs & Connectors: (file no. E15012).
- UL Listed to Federal Spec. WC-596.
- CSA Certified to C22.2 no. 42. Receptacles: (file no. LR6914 (6233-01)). Plugs & Connectors: (file no. LR2081 (6221-01)).
- NOM Certified, except as noted.

MATERIAL CHARACTERISTICS

- Receptacles: Nylon.
- Plugs, Connectors: Polycarbonate.
- Meets flammability requirements per UL 94. V2 rated.
- Temperature Rating: Receptacles: -40°C to 70°C. Plugs & Connectors: -20°C to 60°C.

Commercial Specification Grade Locking Devices

3 Pole, 3 Wire Non-Grounding
 NEMA L10-20, 20A 125/250V
 NEMA L11-20, 20A 250V 3Ø
 NEMA L12-20, 20A 480V 3Ø



INDUSTRIAL
 COMMERCIAL

E-36 LOCKING DEVICES

20A 3 Pole, 3 Wire Commercial Specification Grade Receptacles

FEATURES

- Rugged nylon face and body.
- Clearly marked rating, NEMA configuration and approval listings on receptacle face.
- One piece brass contacts offer superior performance and minimum heat rise.
- Back wire terminal clamps for easy secure wiring.
- Combination head screws standard - slot/Phillips.

Commercial Specification Grade Receptacles

Rating					
A	V/AC	NEMA	Description	Color	Catalog No.
20	125/250	L10-20	Single	Black	L1020R
20	250V 3Ø	L11-20	Single	Black	L1120R
20	480V 3Ø	L12-20	Single	Black	L1220R*

*Not NOM

20A 3 Pole, 3 Wire Commercial Grade Locking Plugs and Connectors


FEATURES

- Abuse resistant thermoplastic construction.
- Back wire Dead-Front design.
- External cable clamp provides firm strain relief.
- Back wire terminal clamps for easy secure wiring.
- Individual wiring compartments with tapered channel for easy insertion of wires.
- Triple combination head screws standard - slot/Phillips/Robertson for use in the U.S. and Canada.
- Clear cover over wiring compartments allow easy inspection of wiring terminations.
- Clearly marked rating, NEMA configuration and standard compliances on face of plug or connector.


Commercial Grade Locking Plugs and Connectors

Rating			Description/ Cord Diameter	Color	Catalog No.	
A	V/AC	NEMA			Plug	Connector
20	125/250	L10-20	Straight: 0.25"-0.69" (6.35mm-17.5mm)	Black & White	L1020P	L1020C
20	250V 3Ø	L11-20	Straight: 0.25"-0.69" (6.35mm-17.5mm)	Black & White	L1120P	L1120C

NOTE: Weather Protective Covers from Cooper Wiring Devices that may be used with these products are described on pages E-71 in this section.



L1020R



L1120R



L1020P



L1120C

TESTING & CODE COMPLIANCE

- Listed to UL 498 Receptacles: (file no. E15058) Plugs & Connectors: (file no. E15012).
- NOM Certified, except as noted.

MATERIAL CHARACTERISTICS

Receptacles: Nylon.
 Plugs, Connectors: Polycarbonate & PVC.
 Meets flammability requirements per UL 94. V2 rated.
 Temperature Rating:
 Receptacles: -40°C to 70°C.
 Plugs & Connectors: -20°C to 60°C.



INDUSTRIAL
COMMERCIAL

E-37 LOCKING DEVICES

TESTING & CODE COMPLIANCE

- Listed to UL 498 (file no. E15058).
- UL Listed to Federal Spec. WC-596.
- NOM Certified, except as noted.

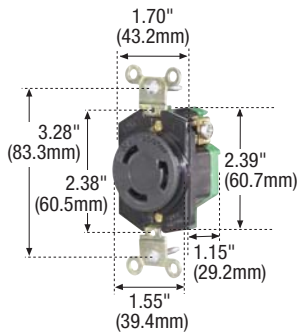
MATERIAL CHARACTERISTICS

Nylon.
Meets flammability requirements per UL 94, V2 rated.
Temperature Rating:
-40°C to 70°C.




Commercial Specification Grade Locking Devices

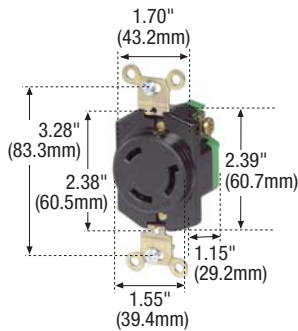
**3 Pole, 3 Wire Non-Grounding
Non-NEMA, 30A 125/250V
NEMA L10-30, 30A 125/250V
NEMA L11-30, 30A 250V 3Ø
NEMA L12-30, 30A 480V 3Ø
NEMA L13-30, 30A 600V 3Ø**



3330



L1030R



L1230R

30A 3 Pole, 3 Wire Commercial Specification Grade Receptacles

FEATURES

- Rugged nylon face and body.
- Clearly marked rating, NEMA configuration and approval listings on receptacle face.
- One piece brass contacts offer superior performance and minimum heat rise.
- Back wire terminal clamps for easy secure wiring.
- Combination head screws standard – slot/Phillips in the U.S.

Commercial Specification Grade Receptacles

Rating	A	V/AC	NEMA	Description	Color	Catalog No.
30	125/250		Non-NEMA	Single	Black	3330*
30	125/250		L10-30	Single	Black	L1030R
30	250V 3Ø		L11-30	Single	Black	L1130R
30	480V 3Ø		L12-30	Single	Black	L1230R*
30	600V 3Ø		L13-30	Single	Black	L1330R*

*Not NOM

NOTE: Weather Protective Covers from Cooper Wiring Devices that may be used with these products are described on page E-71 in this section.



L10-30R



L11-30R



L12-30R



L13-30R



**RECEPTACLE
NON-NEMA
30A 125/250V**

Commercial Specification Grade Locking Devices

3 Pole, 4 Wire Grounding
 NEMA L14-20, 20A 125/250V
 NEMA L15-20, 20A 250V 3Ø
 NEMA L16-20, 20A 480V 3Ø



INDUSTRIAL
 COMMERCIAL
 RESIDENTIAL

E-38 LOCKING DEVICES

TESTING & CODE COMPLIANCE


- Listed to UL 498 Receptacles: (file no. E15058). UL verified to Federal Spec. WC-596; Plugs & Connectors: (file no. E15012).
- Certified to CSA C22.2 no.42. Receptacles: (file no. LR6914 (6233-01)). Plugs & Connectors: (file no. LR2081 (6221-02)).
- NOM Certified, except as noted.

- MATERIAL CHARACTERISTICS**
- Receptacles: Nylon.
 Plugs, Connectors: Polycarbonate & PVC. Meets flammability requirements per UL 94, V2 rated.
- Temperature Rating:
 Receptacles: -40°C to 70°C
 Plugs & Connectors: -20°C to 60°C.

20A 3 Pole, 4 Wire Commercial Specification Grade Receptacles

FEATURES

- Rugged nylon face and body.
- Clearly marked rating, NEMA configuration and approval listings on receptacle face.
- One piece brass contacts offer superior performance and minimum heat rise.
- Back wire terminal clamps for easy secure wiring.
- Combination head screws standard - slot/Phillips in the U.S.



L1620R

Commercial Specification Grade Receptacles

Rating	A	V/AC	NEMA	Description	Color	Catalog No.
20		125/250	L14-20	Single	Black	L1420R
20		250V 3Ø	L15-20	Single	Black	L1520R
20		480V 3Ø	L16-20	Single	Black	L1620R*

*Not CSA or NOM

20A 3 Pole, 4 Wire Commercial Specification Grade Locking Plugs and Connectors

FEATURES

- Abuse resistant thermoplastic construction.
- Back wire Dead-Front design.
- External cable clamp provides firm strain relief.
- Back wire terminal clamps for easy secure wiring.
- Individual wiring compartments with tapered channel for easy insertion of wires.
- Triple combination head screws standard - slot/Phillips/Robertson for use in the U.S. and Canada.
- Clear cover over wiring compartments allow easy inspection of wiring terminations.
- Clearly marked rating, NEMA configuration and standard compliances on face of plug or connector.



L1420P



L1420C



L1520C

Commercial Specification Grade Locking Plugs and Connectors

Rating	A	V/AC	NEMA	Description/ Cord Diameter	Color	Plug	Connector
20		125/250	L14-20	Straight: 0.25"-0.69" (6.35mm-17.5mm)	Black & White	L1420P	L1420C
20		250V 3Ø	L15-20	Straight: 0.25"-0.69" (6.35mm-17.5mm)	Black & White	L1520P	L1520C

NOTE: Weather Protective Covers and Boots from Cooper Wiring Devices that may be used with these products are described on pages E-71 and E-72 in this section.



L14-20P

L14-20R

L15-20P

L15-20R

L16-20R



INDUSTRIAL
COMMERCIAL

E-39 LOCKING DEVICES

TESTING & CODE COMPLIANCE

- Listed to UL 498 Receptacles: (file no. E15058); UL verified to Federal Spec. WC-596;
- Plugs & Connectors: (file no. E15012).
- CSA Certified to C22.2 no. 42. Receptacles: (file no. LR6914 (6233-01)), Plugs & Connectors: (file no. LR2081 (6221-02)).
- NOM Certified, except as noted.

MATERIAL CHARACTERISTICS

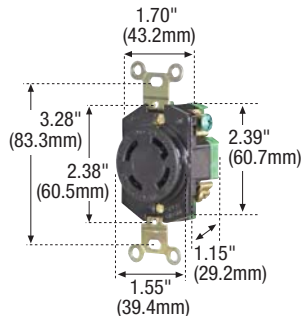
- Receptacles: Nylon.
- Plugs, Connectors: Polycarbonate.
- Meets flammability requirements per UL 94, V2 rated.
- Temperature Rating: Receptacles: -40°C to 70°C. Plugs & Connectors: -20°C to 60°C.



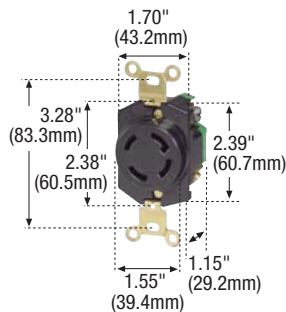
Commercial Specification Grade Locking Devices

3 Pole, 4 Wire Grounding
NEMA L14-30, 30A 125/250V
NEMA L15-30, 30A 250V 3Ø
NEMA L16-30, 30A 480V 3Ø
NEMA L17-30, 30A 600V 3Ø

30A 3 Pole, 4 Wire Commercial Specification Grade Receptacles



L1430R



L1630R



L1430P

FEATURES

- Rugged nylon face and body.
- Clearly marked rating, NEMA configuration and approval listings on receptacle face.
- One piece brass contacts offer superior performance and minimum heat rise.
- Back wire terminal clamps for easy secure wiring.
- Combination head screws standard - slot/Phillips in the U.S.

Commercial Specification Grade Receptacles

Rating					
A	V/AC	NEMA	Description	Color	Catalog No.
30	125/250	L14-30	Single	Black	L1430R
30	250V 3Ø	L15-30	Single	Black	L1530R
30	480V 3Ø	L16-30	Single	Black	L1630R*
30	600V 3Ø	L17-30	Single	Black	L1730R*

*Not NOM

30A 3 Pole, 4 Wire Commercial Specification Grade Locking Plugs and Connectors

FEATURES

- Abuse resistant thermoplastic construction.
- Back wire Dead-Front design.
- External cable clamp provides firm strain relief.
- Back wire terminal clamps for easy secure wiring.
- Individual wiring compartments with tapered channel for easy insertion of wires.
- Triple combination head screws standard - slot/Phillips/Robertson for use in the U.S. and Canada.
- Clear cover over wiring compartments allow easy inspection of wiring terminations.
- Clearly marked rating, NEMA configuration and standard compliances on face of plug or connector.

Commercial Specification Grade Locking Plugs and Connectors

Rating					Catalog No.	
A	V/AC	NEMA	Description/ Cord Diameter	Color	Plug	Connector
30	125/250	L14-30	Straight: 0.25"-0.69" (6.35mm-17.5mm)	Black & White	L1430P	L1430C
30	250V 3Ø	L15-30	Straight: 0.25"-0.69" (6.35mm-17.5mm)	Black & White	L1530P	L1530C
30	480V 3Ø	L16-30	Straight: 0.25"-0.69" (6.35mm-17.5mm)	Black & White	L1630P	L1630C

NOTE: Weather Protective Covers from Cooper Wiring Devices that may be used with these products are described on pages E-71 in this section.



Commercial Specification Grade Locking Devices

4 Pole, 4 Wire Non-Grounding
 NEMA L18-20, 20A 120/208V 3ØY
 NEMA L19-20, 20A 277/480V 3ØY
 NEMA L20-20, 20A 347/600V 3ØY
 NEMA L18-30, 30A 120/208V 3ØY
 NEMA L19-30, 30A 277/480V 3ØY
 NEMA L20-30, 30A 347/600V 3ØY



INDUSTRIAL
COMMERCIAL

E-40 LOCKING DEVICES


20A 4 Pole, 4 Wire Commercial Specification Grade Receptacles

FEATURES

- Rugged nylon face and body.
- Clearly marked rating, NEMA configuration and approval listings on receptacle face.
- One piece brass contacts offer superior performance and minimum heat rise.
- Back wire terminal clamps for easy secure wiring.
- Combination head screws standard - slot/Phillips.

Commercial Specification Grade Receptacles

Rating	A	V/AC	NEMA	Description	Color	Catalog No.
20		120/208V 3ØY	L18-20	Single	Black	L1820R
20		277/480V 3ØY	L19-20	Single	Black	L1920R
20		347/600V 3ØY	L20-20	Single	Black	L2020R



L1930R

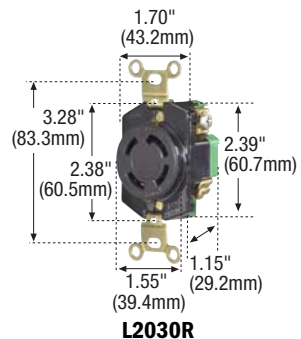
30A 4 Pole, 4 Wire Commercial Specification Grade Receptacles

FEATURES

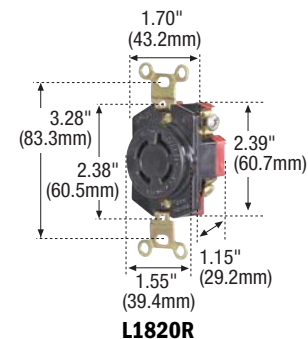
- Rugged nylon face and body.
- Clearly marked rating, NEMA configuration and approval listings on receptacle face.
- One piece brass contacts offer superior performance and minimum heat rise.
- Back wire terminal clamps for easy secure wiring.
- Combination head screws standard - slot/Phillips.

Commercial Specification Grade Receptacles


Rating	A	V/AC	NEMA	Description	Color	Catalog No.
30		120/208V 3ØY	L18-30	Single	Black	L1830R
30		277/480V 3ØY	L19-30	Single	Black	L1930R
30		347/600V 3ØY	L20-30	Single	Black	L2030R



L2030R



L1820R



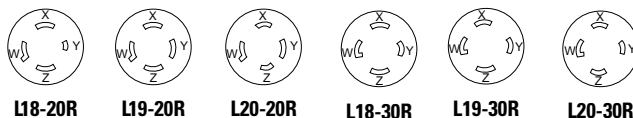
L1920R

TESTING & CODE COMPLIANCE

· Listed to UL 498 (file no. E15058).
 UL Listed to Federal Spec. WC-596.

MATERIAL CHARACTERISTICS

Nylon.
 Meets flammability requirements per UL 94, V2 rated.
 Temperature Rating: -40°C to 70°C.





INDUSTRIAL
COMMERCIAL

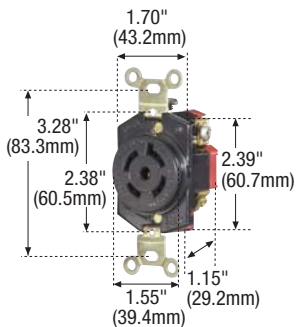
E-41 LOCKING DEVICES

TESTING & CODE COMPLIANCE


- Listed to UL 498 (file no. E15058). UL verified to Federal Spec. WC-596.
- Meets all CSA requirements, CSA Certified C22.2 no. 42. (file no. LR6914 (6233-01)).
- NOM Certified.

MATERIAL CHARACTERISTICS

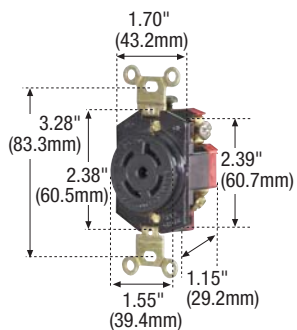
Nylon.
Meets flammability requirements per UL 94, V2 rated.
Temperature Rating: -40°C to 70°C.



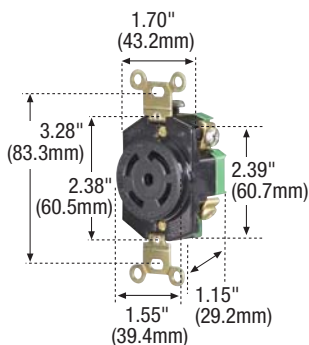
L2120R



L2220R



L2320R



L2130R

Commercial Specification Grade Locking Devices

4 Pole, 5 Wire Grounding
NEMA L21-20/30, 20/30A 120/208V 3ØY
NEMA L22-20/30, 20/30A 277/480V 3ØY
NEMA L23-20/30, 20/30A 347/600V 3ØY

20A 4 Pole, 5 Wire Commercial Specification Grade Receptacles

FEATURES

- Rugged nylon face and body.
- Clearly marked rating, NEMA configuration and approval listings on receptacle face.
- One piece brass contacts offer superior performance and minimum heat rise.
- Back wire terminal clamps for secure wiring.
- Combination head screws standard - slot/Phillips.

Commercial Specification Grade Receptacles

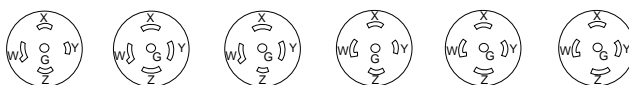
Rating	A	V/AC	NEMA	Description	Color	Catalog No.
20	120/208V 3ØY	L21-20	Single	Black	L2120R	
20	277/480V 3ØY	L22-20	Single	Black	L2220R	
20	347/600V 3ØY	L23-20	Single	Black	L2320R	

30A 4 Pole, 5 Wire Commercial Specification Grade Receptacles

Commercial Specification Grade Receptacles

Rating	A	V/AC	NEMA	Description	Color	Catalog No.
30	120/208V 3ØY	L21-30	Single	Black	L2130R	
30	277/480V 3ØY	L22-30	Single	Black	L2230R	
30	347/600V 3ØY	L23-30	Single	Black	L2330R	

NOTE: Weather Protective Covers from Cooper Wiring Devices that may be used with these products are described on page E-71 in this section.



L21-20R

L22-20R

L23-20R

L21-30R

L22-30R

L23-30R

Industrial Specification Grade Flat Cable Hart-Lock® Locking Devices

4 Pole, 5 Wire Grounding
 NEMA L21-20, 20A 120/208V 3ØY
 NEMA L21-30, 30A 120/208V 3ØY
 Non-NEMA, 20/10A 250V/600V

30A 4 Pole, 5 Wire Industrial Specification Grade Receptacles

FEATURES

- Designed to securely clamp 5 wires and up to #10 flat cables.
- Solves convention, exhibit high traffic area applications.
- Nylon housing suitable for 75°C/167°F continuous use.

Safety Grip™ Flat Cable Plugs and Connectors

Rating		Catalog No.				
A	V/AC	NEMA	Description	Color	Plug	Connector
20	120/208V 3ØY	L21-20	Flat Cable	Gray	L2120PF	L2120CF
30	120/208V 3ØY	L21-30	Flat Cable	Gray	L2130PF	L2130CF
20/10	250/600	Non-NEMA	Convention Center	Gray	3521F	3523F

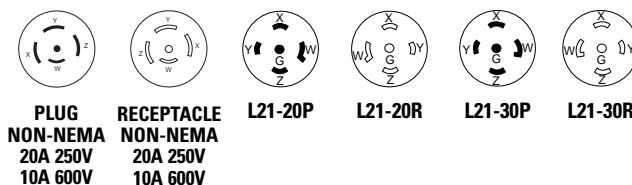


L2120PF



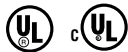
INDUSTRIAL
COMMERCIAL

E-42
LOCKING
DEVICES



MATERIAL CHARACTERISTICS

Nylon.
 Temperature Rating:
 -40°C to 75°C.



Industrial Specification Grade Insulated Hart-Lock® Locking Devices

2 Pole, 3 Wire
15, 20, 30A
NEMA L5-15/20/30, 125V
NEMA L6-15/20/30, 250V
NEMA L7-15/20/30, 277V
NEMA L8-20/30, 480V

Insulated Industrial Specification Grade Locking Plugs and Connectors

FEATURES

- Thermoplastic elastomeric exteriors outperform rubber when exposed to moisture, chemicals, oils, and the effects of ultraviolet radiation and ozone attack.
- Connector and plug exteriors can be exchanged to shroud plug blades.
- Available closure cap can be used on plug or connector to protect from abuse, dirt or moisture.
- High visibility safety yellow for identification.
- Contacts, blades and terminal screws nickel plated for corrosion resistance.
- Stainless steel assembly and cord grip screws for corrosion resistance.

INDUSTRIAL
COMMERCIAL

E-43 LOCKING DEVICES



L520PY



L520CY



2447



2547

2 Pole 3 Wire Watertight Industrial Specification Grade Locking Plugs and Connectors

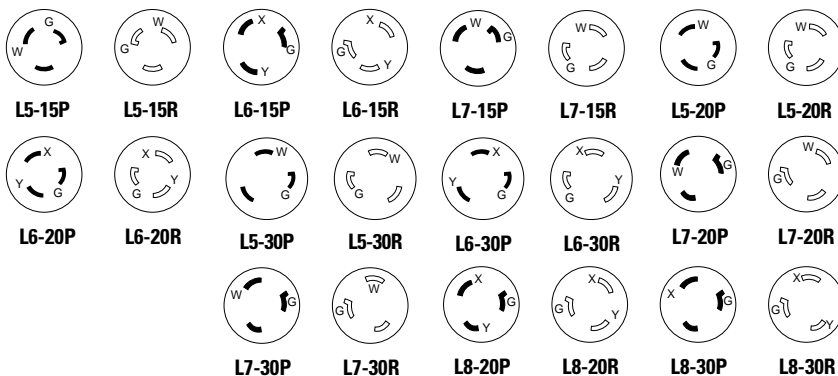
Rating	A	V/AC	NEMA	Wire Gauge	Cord Diameter	Color	Plug	Connector
15	125	L5-15	18-12 AWG	0.375"-1.000" (19.05mm-25.4mm)	Yellow	2447	2547	
15	250	L6-15	18-12 AWG	0.375"-1.000" (19.05mm-25.4mm)	Yellow	2449	2549	
15	277	L7-15	18-12 AWG	0.375"-1.000" (19.05mm-25.4mm)	Yellow	2434	2534	
20	125	L5-20	14-10 AWG	0.375"-1.000" (19.05mm-25.4mm)	Yellow	L520PY	L520CY	
20	250	L6-20	14-10 AWG	0.375"-1.000" (19.05mm-25.4mm)	Yellow	L620PY	L620CY	
20	277	L7-20	14-10 AWG	0.375"-1.000" (19.05mm-25.4mm)	Yellow	L720PY	L720CY	
20	480	L8-20	14-10 AWG	0.375"-1.000" (19.05mm-25.4mm)	Yellow	L820PY	L820CY	
30	125	L5-30	12-8 AWG	0.375"-1.000" (19.05mm-25.4mm)	Yellow	L530PY	L530CY	
30	250	L6-30	12-8 AWG	0.375"-1.000" (19.05mm-25.4mm)	Yellow	L630PY	L630CY	
30	277	L7-30	12-8 AWG	0.375"-1.000" (19.05mm-25.4mm)	Yellow	L730PY	L730CY	
30	480	L8-30	12-8 AWG	0.375"-1.000" (19.05mm-25.4mm)	Yellow	L830PY	L830CY	

TESTING & CODE COMPLIANCE

- Listed to UL 498 (file no. E3663).
- cUL Certified for Canada to CSA C22.2 no. 42 (file no. E3663).

MATERIAL CHARACTERISTICS

Thermoplastic elastomeric (TPE) exterior. Glass filled nylon and glass filled polypropylene interior. Temperature Rating: -40°C to 75°C.



Industrial Specification Grade Insulated Hart-Lock® Locking Devices

3 Pole, 3 Wire
 NEMA L10-20, 20A 125/250V
 NEMA L11-20, 20A 250V 3Ø
 NEMA L10-30, 30A 125/250V
 NEMA L11-30, 30A 250V 3Ø
 Non-NEMA 30A 125/250V
 Non-NEMA 20A 125/250V



INDUSTRIAL COMMERCIAL

E-44
 LOCKING DEVICES

Insulated Industrial Specification Grade Locking Plugs and Connectors

FEATURES

- Thermoplastic elastomeric exteriors outperform rubber when exposed to moisture, chemicals, oils, and the effects of ultraviolet radiation and ozone attack.
- Connector and plug exteriors can be reversed to shroud plug blades.
- Available closure cap can be used on plug or connector to protect from abuse, dirt or moisture.
- High visibility safety yellow for identification.
- Contacts, blades and terminal screws nickel plated for corrosion resistance.
- Stainless steel assembly and cord grip screws for corrosion resistance.

3 Pole, 3 Wire Insulated Industrial Specification Grade Locking Plugs and Connectors

Rating A	V/AC	NEMA	Wire Gauge	Cord Diameter	Color	Catalog No.	
						Plug	Connector
20	125/250	Non-NEMA	14-10 AWG	0.375"-1.000" (19.05mm-25.4mm)	Yellow	9965PY	9965CY*
20	125/250	L10-20	14-10 AWG	0.375"-1.000" (19.05mm-25.4mm)	Yellow	L1020PY	L1020CY
20	250V 3Ø	L11-20	14-10 AWG	0.375"-1.000" (19.05mm-25.4mm)	Yellow	L1120PY	L1120CY
30	125/250	L10-30	12-8 AWG	0.375"-1.000" (19.05mm-25.4mm)	Yellow	L1030PY	L1030CY
30	125/250	Non-NEMA	12-8 AWG	0.375"-1.000" (19.05mm-25.4mm)	Yellow	L3331PY	L3333CY
30	250V 3Ø	L11-30	12-8 AWG	0.375"-1.000" (19.05mm-25.4mm)	Yellow	L1130PY	L1130CY



L1020PY



L1020CY



L1130PY



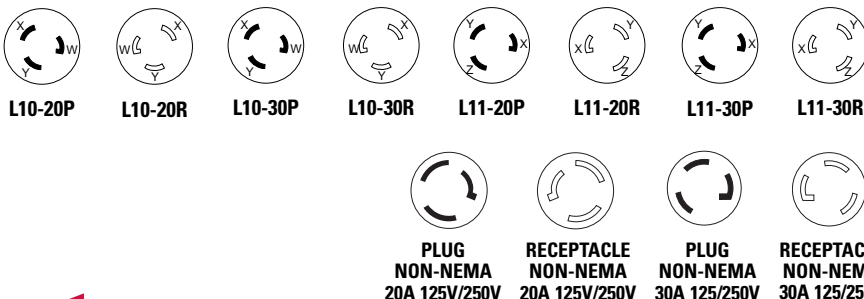
L1130CY

TESTING & CODE COMPLIANCE

Listed to UL 498 (file no. E3663).

MATERIAL CHARACTERISTICS

Thermoplastic elastomeric (TPE) exterior. Glass filled nylon and glass filled polypropylene interior. Temperature Rating: -40°C to 75°C.





Industrial Specification Grade Insulated Hart-Lock® Locking Devices

**3 Pole, 4 Wire Grounding
20, 30A**
NEMA L14-20/30, 125/250V
NEMA L15-20/30, 250V 3Ø
NEMA L16-20/30, 480V 3Ø
NEMA L17-30, 600V 3Ø

Insulated Industrial Specification Grade Locking Plugs and Connectors

FEATURES

- Thermoplastic elastomeric exteriors outperform rubber when exposed to moisture, chemicals, oils, and the effects of ultraviolet radiation and ozone attack.
- Connector and plug exteriors can be reversed to shroud plug blades.
- High visibility safety yellow for identification.
- Contacts, blades and terminal screws nickel plated for corrosion resistance.
- Stainless steel assembly and cord grip screws for corrosion resistance.

INDUSTRIAL
COMMERCIAL

E-45 LOCKING DEVICES



L1420CY



L1630PY



L1630CY

3 Pole, 4 Wire Insulated Industrial Specification Grade Locking Plugs and Connectors

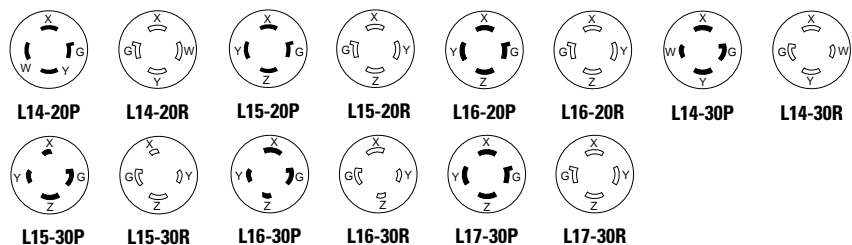
Rating A	V/AC	NEMA	Wire Gauge	Cord Diameter	Color	Plug	Catalog No. Connector
20	125/250	L14-20	14-10 AWG	0.625"-1.156" (15.90mm-29.36mm)	Yellow	L1420PY	L1420CY
20	250V 3Ø	L15-20	14-10 AWG	0.625"-1.156" (15.90mm-29.36mm)	Yellow	L1520PY	L1520CY
20	480V 3Ø	L16-20	14-10 AWG	0.625"-1.156" (15.90mm-29.36mm)	Yellow	L1620PY	L1620CY
30	125/250	L14-30	12-8 AWG	0.625"-1.156" (15.90mm-29.36mm)	Yellow	L1430PY	L1430CY
30	250V 3Ø	L15-30	12-8 AWG	0.625"-1.156" (15.90mm-29.36mm)	Yellow	L1530PY	L1530CY
30	480V 3Ø	L16-30	12-8 AWG	0.625"-1.156" (15.90mm-29.36mm)	Yellow	L1630PY	L1630CY
30	600V 3Ø	L17-30	12-8 AWG	0.625"-1.156" (15.90mm-29.36mm)	Yellow	L1730PY	L1730CY

TESTING & CODE COMPLIANCE

- Listed to UL 498 (file no. E3663).
- cUL Certified for Canada to CSA C22.2 no. 42 (file no. E36637).

MATERIAL CHARACTERISTICS

Thermoplastic elastomeric (TPE) exterior, Glass filled nylon and glass filled polypropylene interior. Temperature Rating: -40°C to 75°C.



Industrial Specification Grade Insulated Hart-Lock® Locking Devices

4 Pole, 4 Wire Non-Grounding 20, 30A
Non-NEMA, 20A, 30A 120/208V 3ØY
NEMA L18-20/30, 120/208V 3ØY
NEMA L19-20/30, 277/480V 3ØY
NEMA L20-20/30, 347/600V 3ØY



INDUSTRIAL COMMERCIAL

E-46 LOCKING DEVICES

Insulated Industrial Specification Grade Locking Plugs and Connectors

FEATURES

- Thermoplastic elastomeric exteriors outperform rubber when exposed to moisture, chemicals, oils, and the effects of ultraviolet radiation and ozone attack.
- Connector and plug exteriors can be reversed to shroud plug blades.
- High visibility safety yellow for identification.
- Contacts, blades and terminal screws nickel plated for corrosion resistance.
- Stainless steel assembly and cord grip screws for corrosion resistance.

4 Pole, 4 Wire Insulated Industrial Specification Grade Locking Plugs and Connectors

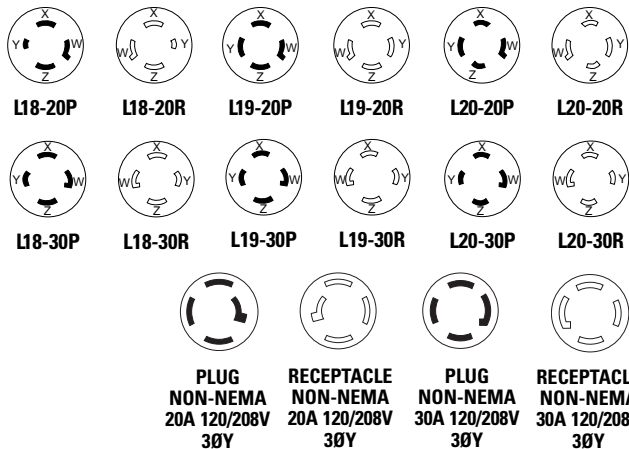
Rating A	V/AC	NEMA	Wire Gauge	Cord Diameter	Color	Plug	Connector
20	120/208V 3ØY	Non-NEMA	14-10 AWG	0.625"-1.156" (15.90mm-29.36mm)	Yellow	7411PY	7411CY
20	120/208V 3ØY	L18-20	14-10 AWG	0.625"-1.156" (15.90mm-29.36mm)	Yellow	L1820PY	L1820CY
20	277/480V 3ØY	L19-20	14-10 AWG	0.625"-1.156" (15.90mm-29.36mm)	Yellow	L1920PY	L1920CY
20	347/600V 3ØY	L20-20	14-10 AWG	0.625"-1.156" (15.90mm-29.36mm)	Yellow	L2020PY	L2020CY
30	120/208V 3ØY	Non-NEMA	12-8 AWG	0.625"-1.156" (15.90mm-29.36mm)	Yellow	3431PY	3431CY
30	120/208V 3ØY	L18-30	12-8 AWG	0.625"-1.156" (15.90mm-29.36mm)	Yellow	L1830PY	L1830CY
30	277/480V 3ØY	L19-30	12-8 AWG	0.625"-1.156" (15.90mm-29.36mm)	Yellow	L1930PY	L1930CY
30	347/600V 3ØY	L20-30	12-8 AWG	0.625"-1.156" (15.90mm-29.36mm)	Yellow	L2030PY	L2030CY



L1820PY



L1820CY

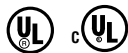


TESTING & CODE COMPLIANCE

· Listed to UL 498 (file no. E3663).

MATERIAL CHARACTERISTICS

Thermoplastic elastomeric (TPE) exterior. Glass filled nylon and glass filled polypropylene interior. Temperature Rating: -40°C to 75°C.



Industrial Specification Grade Insulated Hart-Lock® Locking Devices

4 Pole, 5 Wire Grounding
 20, 30A
 NEMA L21-20/30, 120/208V 3ØY
 NEMA L22-20/30, 277/480V 3ØY
 NEMA L23-20/30, 347/600V 3ØY

INDUSTRIAL
 COMMERCIAL

E-47 LOCKING DEVICES

Insulated Industrial Specification Grade Locking Plugs and Connectors

FEATURES

- Thermoplastic elastomeric exteriors outperform rubber when exposed to moisture, chemicals, oils, and the effects of ultraviolet radiation and ozone attack.
- Connector and plug exteriors can be reversed to shroud plug blades.
- High visibility safety yellow for identification.
- Contacts, blades and terminal screws nickel plated for corrosion resistance.
- Stainless steel assembly and cord grip screws for corrosion resistance.

4 Pole, 5 Wire Grounding Insulated Industrial Spec. Grade Locking Plugs and Connectors

Rating A	V/AC	NEMA	Wire Gauge	Cord Diameter	Color	Catalog No.	
						Plug	Connector
20	120/ 208V 3ØY	L21-20	14-10 AWG	0.625"-1.156" (15.90mm-29.36mm)	Yellow	L2120PY	L2120CY
20	277/ 480V 3ØY	L22-20	14-10 AWG	0.625"-1.156" (15.90mm-29.36mm)	Yellow	L2220PY	L2220CY
20	347/ 600V 3ØY	L23-20	14-10 AWG	0.625"-1.156" (15.90mm-29.36mm)	Yellow	L2320PY	L2320CY
30	120/ 208V 3ØY	L21-30	12-8 AWG	0.625"-1.156" (15.90mm-29.36mm)	Yellow	L2130PY	L2130CY
30	277/ 480V 3ØY	L22-30	12-8 AWG	0.625"-1.156" (15.90mm-29.36mm)	Yellow	L2230PY	L2230CY
30	347/ 600V 3ØY	L23-30	12-8 AWG	0.625"-1.156" (15.90mm-29.36mm)	Yellow	L2330PY	L2330CY



L2120PY



L2120CY

Closure Caps

FEATURES

- Fits insulated plugs and connectors to protect from dirt and moisture.

Closure Caps

Description	Catalog No.
Closure cap for 20A devices	20PW#
Closure cap for 30A devices	30PW#

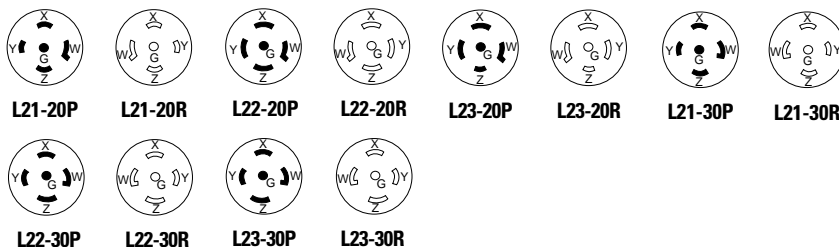
not UL or cUL listed

TESTING & CODE COMPLIANCE

- Listed to UL 498 (file no. E3663).
- cUL Certified for Canada to CSA C22.2 no. 42 (file no. E3663).

MATERIAL CHARACTERISTICS

Thermoplastic elastomeric (TPE) exterior. Glass filled nylon and glass filled polypropylene interior. Temperature Rating: -40°C to 75°C.



Industrial Specification Grade Watertight Hart-Lock® Locking Devices

2 Pole, 3 Wire
 15, 20, 30A
 NEMA L5-15/20/30, 125V
 NEMA L6-15/20/30, 250V
 NEMA L7-15/20/30, 277V
 NEMA L8-20/30, 480V



INDUSTRIAL COMMERCIAL

E-48 LOCKING DEVICES

Watertight Industrial Specification Grade Locking Plugs and Connectors

FEATURES

- Thermoplastic elastomeric exteriors out-perform rubber when exposed to moisture, chemicals, oils, and the effects of ultraviolet radiation and ozone attack.
- Mated plug and connector form a watertight seal that meets the requirements of NEMA 3R, 4X, IEC IP67 and withstands water spray test at 800 psi.
- Connector supplied with closure cap for watertight seal when connector not in use. Optional closure cap for plugs available.
- High visibility safety yellow for identification.
- Contacts, blades and terminal screws nickel plated for corrosion resistance.
- Quick drive, stainless steel assembly screws for corrosion resistance and fast installation.
- Color coded neoprene grommets for a watertight seal on a wide range of cord sizes.

2 Pole 3 Wire Watertight Industrial Specification Grade Locking Plugs and Connectors

Rating A	V/AC	NEMA	Wire Gauge	Cord Diameter	Color	Plug	Catalog No. Connector
15	125	L5-15	18-12 AWG	0.30"-0.65" (7.6mm-16.5mm)	Yellow	24W47	25W47
15	250	L6-15	18-12 AWG	0.30"-0.65" (7.6mm-16.5mm)	Yellow	24W49	25W49
15	277	L7-15	18-12 AWG	0.30"-0.65" (7.6mm-16.5mm)	Yellow	24W34	25W34
20	125	L5-20	14-10 AWG	0.36"-0.84" (9.1mm-21.3mm)	Yellow	L520PW	L520CW
20	250	L6-20	14-10 AWG	0.36"-0.84" (9.1mm-21.3mm)	Yellow	L620PW	L620CW
20	277	L7-20	14-10 AWG	0.36"-0.84" (9.1mm-21.3mm)	Yellow	L720PW	L720CW
20	480	L8-20	14-10 AWG	0.36"-0.84" (9.1mm-21.3mm)	Yellow	L820PW	L820CW
30	125	L5-30	12-8 AWG	0.43"-1.15" (10.9mm-29.2mm)	Yellow	L530PW	L530CW
30	250	L6-30	12-8 AWG	0.43"-1.15" (10.9mm-29.2mm)	Yellow	L630PW	L630CW
30	277	L7-30	12-8 AWG	0.43"-1.15" (10.9mm-29.2mm)	Yellow	L730PW	L730CW
30	480	L8-30	12-8 AWG	0.43"-1.15" (10.9mm-29.2mm)	Yellow	L830PW	L830CW



24W47



25W47



L620PW



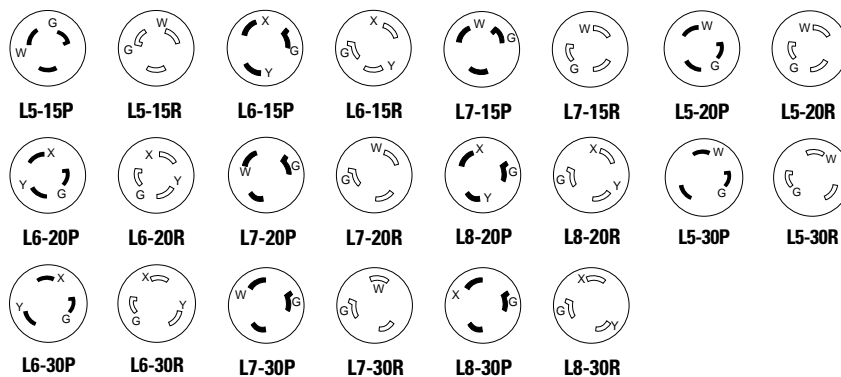
L620CW

TESTING & CODE COMPLIANCE

- Listed to UL 498 (file no. E3663).
- cUL Certified for Canada to CSA C22.2 no. 42 (file no. E36637).

MATERIAL CHARACTERISTICS

Thermoplastic elastomeric (TPE) exterior. Glass filled nylon and glass filled polypropylene interior. Temperature Rating: -40°C to 75°C.





Industrial Specification Grade Watertight Hart-Lock® Locking Devices

3 Pole, 3 Wire Non-Grounding 20, 30A
Non-NEMA, 20/30A 125/250V
NEMA L10-20/30, 125/250V
NEMA L11-20/30, 250V 3Ø

Watertight Industrial Specification Grade Locking Plugs and Connectors

FEATURES

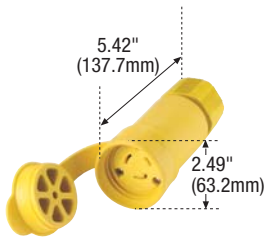
- Thermoplastic elastomeric exteriors outperform rubber when exposed to moisture, chemicals, oils, and the effects of ultraviolet radiation and ozone attack.
- Mated plug and connector form a watertight seal that meets the requirements of NEMA 3R, 4X, IEC IP67 and withstands water spray test at 800 psi.
- Connector supplied with closure cap for watertight seal when connector not in use. Optional closure cap for plugs available.
- High visibility safety yellow for identification.
- Contacts, blades and terminal screws nickel plated for corrosion resistance.
- Quick drive, stainless steel assembly screws for corrosion resistance and fast installation.
- Color coded neoprene grommets for a watertight seal on a wide range of cord sizes.

3 Pole 3 Wire Watertight Industrial Specification Grade Locking Plugs and Connectors

Rating A	V/AC	NEMA	Wire Gauge	Cord Diameter	Color	Catalog No. Plug	Connector
20	125/250	Non-NEMA	14-10 AWG	0.36"-0.84" (9.1mm-21.3mm)	Yellow	9965PW	9965CW*
20	125/250	L10-20	14-10 AWG	0.36"-0.84" (9.1mm-21.3mm)	Yellow	L1020PW	L1020CW
20	250V 3Ø	L11-20	14-10 AWG	0.36"-0.84" (9.1mm-21.3mm)	Yellow	L1120PW	L1120CW
30	125/250	L10-30	12-8 AWG	0.43"-1.15" (10.9mm-29.2mm)	Yellow	L1030PW	L1030CW
30	125/250	Non-NEMA	12-8 AWG	0.43"-1.15" (10.9mm-29.2mm)	Yellow	L3331PW	L3333CW
30	250V 3Ø	L11-30	12-8 AWG	0.43"-1.15" (10.9mm-29.2mm)	Yellow	L1130PW	L1130CW



L1020PW



L1020CW

INDUSTRIAL
COMMERCIAL

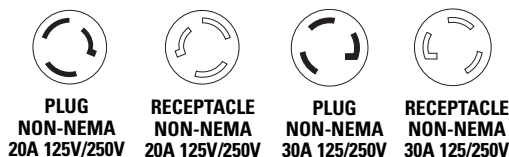
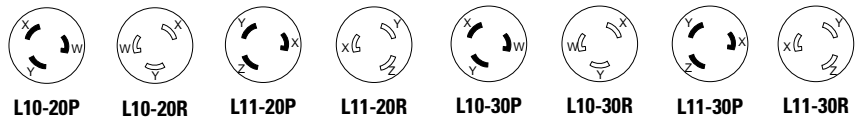
E-49
LOCKING
DEVICES

TESTING & CODE COMPLIANCE

· Listed to UL 498 (file no. E3663).

MATERIAL CHARACTERISTICS

Thermoplastic elastomeric (TPE) exterior, Glass filled nylon and glass filled polypropylene interior. Temperature Rating: -40°C to 75°C.



Industrial Specification Grade Watertight Hart-Lock® Locking Devices

**3 Pole, 4 Wire Grounding
20, 30A**
NEMA L14-20/30, 125/250V
NEMA L15-20/30, 250V 3Ø
NEMA L16-20/30, 480V 3Ø
NEMA L17-30, 600V 3Ø



INDUSTRIAL
COMMERCIAL

E-50 LOCKING DEVICES

Watertight Industrial Specification Grade Locking Plugs and Connectors

FEATURES

- Thermoplastic elastomeric exteriors outperform rubber when exposed to moisture, chemicals, oils, and the effects of ultraviolet radiation and ozone attack.
- Mated plug and connector form a watertight seal that meets the requirements of NEMA 3R, 4X, IEC IP67 and withstands water spray test at 800 psi.
- Connector supplied with closure cap for watertight seal when connector not in use. Optional closure cap for plug available.
- High visibility safety yellow for identification.
- Contacts, blades and terminal screws nickel plated for corrosion resistance.
- Quick drive, stainless steel assembly screws for corrosion resistance and fast installation.
- Color coded neoprene grommets for a watertight seal on a wide range of cord sizes.

3 Pole, 4 Wire Grounding Watertight Industrial Spec. Grade Locking Plugs and Connectors

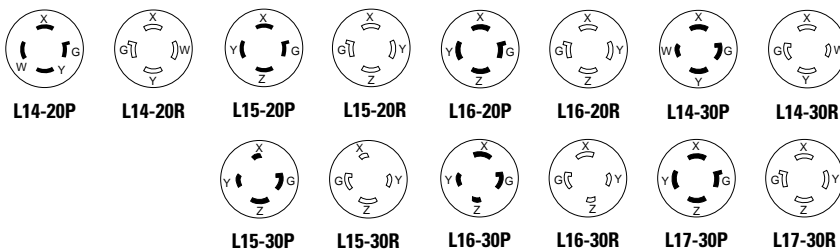
Rating A	V/AC	NEMA	Wire Gauge	Cord Diameter	Color	Catalog No.	
						Plug	Connector
20	125/ 250	L14-20	14-10 AWG	0.36"-0.84" (9.1mm-21.3mm)	Yellow	L1420PW	L1420CW
20	250V 3Ø	L15-20	14-10 AWG	0.36"-0.84" (9.1mm-21.3mm)	Yellow	L1520PW	L1520CW
20	480V 3Ø	L16-20	14-10 AWG	0.36"-0.84" (9.1mm-21.3mm)	Yellow	L1620PW	L1620CW
30	125/ 250	L14-30	12-8 AWG	0.43"-1.15" (10.9mm-29.2mm)	Yellow	L1430PW	L1430CW
30	250V 3Ø	L15-30	12-8 AWG	0.43"-1.15" (10.9mm-29.2mm)	Yellow	L1530PW	L1530CW
30	480V 3Ø	L16-30	12-8 AWG	0.43"-1.15" (10.9mm-29.2mm)	Yellow	L1630PW	L1630CW
30	600V 3Ø	L17-30	12-8 AWG	0.43"-1.15" (10.9mm-29.2mm)	Yellow	L1730PW	L1730CW



L1420PW



L1420CW



TESTING & CODE COMPLIANCE

- Listed to UL 498 (file no. E3663).
- cUL Certified for Canada to CSA C22.2 no. 42 (file no. E3663).

MATERIAL CHARACTERISTICS

Thermoplastic elastomeric (TPE) exterior. Glass filled nylon and glass filled polypropylene interior. Temperature Rating: -40°C to 75°C.



Industrial Specification Grade Watertight Hart-Lock® Locking Devices

4 Pole, 4 Wire Non-Grounding 20, 30A
Non-NEMA, 20A, 30A 120/208V 3ØY
NEMA L18-20/30, 120/208V 3ØY
NEMA L19-20/30, 277/480V 3ØY
NEMA L20-20/30, 600V 3ØY

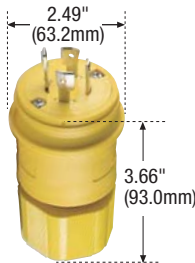
Watertight Industrial Specification Grade Locking Plugs and Connectors

FEATURES

- Thermoplastic elastomeric exteriors outperform rubber when exposed to moisture, chemicals, oils, and the effects of ultraviolet radiation and ozone attack.
- Mated plug and connector form a watertight seal that meets the requirements of NEMA 3R, 4X, IEC IP67 and withstands water spray test at 800 psi.
- Connector supplied with closure cap for watertight seal when connector not in use. Optional closure cap for plugs available.
- High visibility safety yellow for identification.
- Contacts, blades and terminal screws nickel plated for corrosion resistance.
- Quick drive, stainless steel assembly screws for corrosion resistance and fast installation.
- Color coded neoprene grommets for a watertight seal on a wide range of cord sizes.

INDUSTRIAL COMMERCIAL

E-51 LOCKING DEVICES



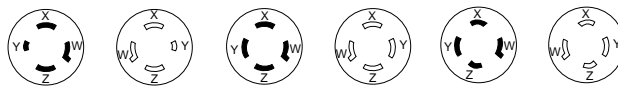
L1820PW



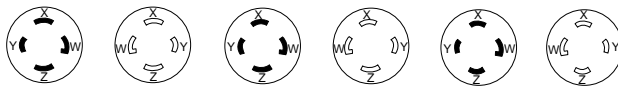
L1820CW

4 Pole, 4 Wire Watertight Industrial Specification Grade Locking Plugs and Connectors

Rating	Cord			Catalog No.				
	A	V/AC	NEMA	Wire Gauge	Diameter	Color	Plug	Connector
20	120/208V	3ØY	Non-NEMA	14-10 AWG	0.36"-0.84" (9.1mm-21.3mm)	Yellow	7411PW	7411CW
20	120/208V	3ØY	L18-20	14-10 AWG	0.36"-0.84" (9.1mm-21.3mm)	Yellow	L1820PW	L1820CW
20	277/480V	3ØY	L19-20	14-10 AWG	0.36"-0.84" (9.1mm-21.3mm)	Yellow	L1920PW	L1920CW
20	347/600V	3ØY	L20-20	14-10 AWG	0.36"-0.84" (9.1mm-21.3mm)	Yellow	L2020PW	L2020CW
30	120/208V	3ØY	Non-NEMA	12-8 AWG	0.43"-1.15" (10.9mm-29.2mm)	Yellow	3431PW	3431CW
30	120/208V	3ØY	L18-30	12-8 AWG	0.43"-1.15" (10.9mm-29.2mm)	Yellow	L1830PW	L1830CW
30	277/480V	3ØY	L19-30	12-8 AWG	0.43"-1.15" (10.9mm-29.2mm)	Yellow	L1930PW	L1930CW
30	347/600V	3ØY	L20-30	12-8 AWG	0.43"-1.15" (10.9mm-29.2mm)	Yellow	L2030PW	L2030CW



L18-20P L18-20R L19-20P L19-20R L20-20P L20-20R



L18-30P L18-30R L19-30P L19-30R L20-30P L20-30R



PLUG NON-NEMA 20A 120/208V 3ØY RECEPTACLE NON-NEMA 20A 120/208V 3ØY PLUG NON-NEMA 30A 120/208V 3ØY RECEPTACLE NON-NEMA 30A 120/208V 3ØY

TESTING & CODE COMPLIANCE

Listed to UL 498 (file no. E3663).

MATERIAL CHARACTERISTICS

Thermoplastic elastomeric (TPE) exterior. Glass filled nylon and glass filled polypropylene interior. Temperature Rating: -40°C to 75°C.

Industrial Specification Grade Watertight Hart-Lock® Locking Devices

4 Pole, 5 Wire Grounding
 20, 30A
 NEMA L21-20/30, 120/208V 3ØY
 NEMA L22-20/30, 277/480V 3ØY
 NEMA L23-20/30, 600V 3ØY



INDUSTRIAL COMMERCIAL

E-52 LOCKING DEVICES

TESTING & CODE COMPLIANCE

- Listed to UL 498 (file no. E3663).
- cUL Certified for Canada to CSA C22.2 no. 42 (file no. E3663).
- 20PW, 30PW, 20CW, 30CW, WM125, WM126, WM127, WM128, not UL or cUL Listed.

MATERIAL CHARACTERISTICS

Thermoplastic elastomeric (TPE) exterior. Glass filled nylon and glass filled polypropylene interior. Temperature Rating: -40°C to 75°C.

Watertight Industrial Specification Grade Locking Plugs and Connectors

FEATURES

- Thermoplastic elastomeric exteriors out-perform rubber when exposed to moisture, chemicals, oils, and the effects of ultraviolet radiation and ozone attack.
- Mated plug and connector form a watertight seal that meets the requirements of NEMA 3R, 4X, IEC IP67 and withstands water spray test at 800 psi.
- Connector supplied with closure cap for watertight seal when connector not in use. Optional closure cap for plugs available.
- High visibility safety yellow for identification.
- Contacts, blades and terminal screws nickel plated for corrosion resistance.
- Quick drive, stainless steel assembly screws for corrosion resistance and fast installation.
- Color coded neoprene grommets for a watertight seal on a wide range of cord sizes.



L2120PW



L2120CW



20PW



WM125

4 Pole, 5 Wire Grounding Watertight Industrial Grade Locking Plugs and Connectors

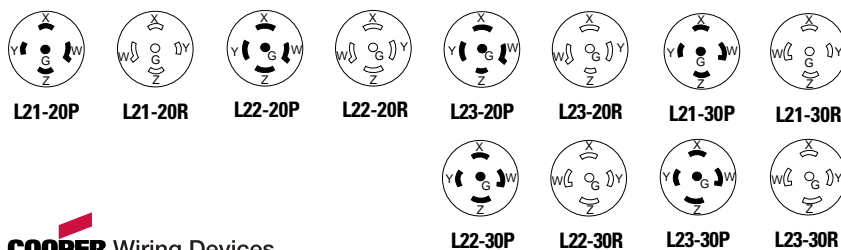
Rating A	V/AC	NEMA	Wire Gauge	Cord Diameter	Color	Catalog No. Plug	Connector
20	120/208V 3ØY	L21-20	14-10 AWG	0.36"-0.84" (9.1mm-21.3mm)	Yellow	L2120PW	L2120CW
20	277/480V 3ØY	L22-20	14-10 AWG	0.36"-0.84" (9.1mm-21.3mm)	Yellow	L2220PW	L2220CW
20	347/600V 3ØY	L23-20	14-10 AWG	0.36"-0.84" (9.1mm-21.3mm)	Yellow	L2320PW	L2320CW
30	120/208V 3ØY	L21-30	12-8 AWG	0.43"-1.15" (10.9mm-29.2mm)	Yellow	L2130PW	L2130CW
30	277/480V 3ØY	L22-30	12-8 AWG	0.43"-1.15" (10.9mm-29.2mm)	Yellow	L2230PW	L2230CW
30	347/600V 3ØY	L23-30	12-8 AWG	0.43"-1.15" (10.9mm-29.2mm)	Yellow	L2330PW	L2330CW


Closure Caps

Description	Catalog No.
20A Plug closure cap	20PW
30A Plug closure cap	30PW
20A Conn Replacement cap	20CW
30A Conn Replacement cap	30CW

Wire Mesh Grips

Description	Catalog No.
0.375"-0.50" (9.5mm-12.7mm)	WM125
0.500"-0.625" (12.7mm-15.9mm)	WM126
0.625"-0.750" (15.9mm-19.1mm)	WM127
0.750"-0.875" (19.1mm-22.2mm)	WM128
0.875"-1.00" (22.2-25.4mm)	WM129





7485



7571



7484



7596N



7466

Industrial Specification Grade Midget Type Hart-Lock® Locking Devices

2 Pole, 2 Wire Non-Grounding
2 Pole, 3 Wire Grounding
3 Pole, 3 Wire Non-Grounding
NEMA ML-1, 15A 125V
NEMA ML-2, 15A 125V
NEMA ML-3, 15A 125V

15A Industrial Specification Grade Midget Type Locking Plugs and Connectors

FEATURES

- Rugged nylon housing with phenolic interior.
- Metal cord grip provides strain relief for cable.

Midget Plugs, Back Wired "Dead-Front" Design

Rating A	V/AC	NEMA	Config- uration	Description/ Cord Diameter	Color	Plug	Catalog No. Connector
15	125	ML1	2 Pole, 2 Wire	Straight: 0.22"-0.31" (5.5mm-7.9mm)	Black	7465N*	
				Straight: 0.31"-0.50" (7.9mm-12.7mm)	Black	7428N*	
				Straight, polarized: 0.22"-0.31" (5.5mm-7.9mm)	Black	7479N*	7464N*
				Straight, polarized: 0.31"-0.50" (7.9mm-12.7mm)	Black	7429N*	7427N*
15	125	ML2	2 Pole, 3 Wire	Straight: 0.28"-0.42" (7.1mm-10.7mm)	Black	7594*	7593**
				Angle: 0.25"-0.46" (6.4mm-11.7mm)	Black	7570*	7571**
15	125	ML3	3 Pole, 3 Wire	Straight: 0.28"-0.42" (7.1mm-10.7mm)	Black	7485*	7484**
				Angle: 0.25"-0.46" (6.4mm-11.7mm)	Black	7432*	7433**

15A Industrial Specification Grade Midget Type Flanged Inlets and Outlets

FEATURES

- Metal housing consists of nickel plated brass.

Midget Flanged Inlets and Outlet

Rating A	V/AC	NEMA	Config- uration	Description	Color	Catalog No. Inlet	Catalog No. Outlet
15	125	ML1	2 Pole, 2 Wire	Standard		7466 #	
				Polarized		7467 #	7468**
15	125	ML2	2 Pole, 3 Wire	Metal housing		7595*	7596**
				Nylon housing	Black	7595N**	7596N**
15	125	ML3	3 Pole, 3 Wire	Metal housing		7468**	7487**
				Nylon housing	Black	7486N*	7487N**

*Nylon and Phenolic construction
**Glass filled Nylon construction
#Phenolic construction



INDUSTRIAL
COMMERCIAL

E-53 LOCKING DEVICES

TESTING & CODE COMPLIANCE

· Listed to UL 498,
(file no. E3663)
except Outlets
(file no. E2369).
· CSA Certified to
C22.2 no. 42
(file no. LR7087)
except 7432, 7433:
not CSA Listed.

MATERIAL CHARACTERISTICS

Glass filled Nylon,
Nylon and Phenolic
or Phenolic as noted.
Environmental:
Flammability
per UL 94
requirements. 7466,
7467, 7468 V0 rated.
7432, 7433, 7484,
7593, 7571, 7596,
7595N, 7596N, 7487,
7486N, 7487N
V2 rated.
Temperature Rating:
-40°C to 75°C,
except: 7594, 7485,
7465N, 7428N,
7479N, 7429N,
7464, 7427 are
-40°C to 95°C;
7468 is -40°C to
105°C; 7466, 7467
are -40°C to 150°C.

50A Hart-Lock® Locking Devices

Industrial Specification Grade
and Marine Grade Non-NEMA
Configurations



INDUSTRIAL
COMMERCIAL

E-54 LOCKING DEVICES

50A Locking Receptacles


FEATURES

- Rugged glass filled nylon construction stands up to toughest environments.
- Heavy gauge 0.078" (1.98mm) steel shells.
- Tough corrosion resistant finish.
- Rubber parts comply with MIL-R-3065, RG20.
- 7379 is for replacement purposes only, use 3769 in new applications.


50A Single Receptacles - Pressure Type Terminals, Industrial Specification & Marine Grade

Rating A	V/AC	Configuration	Description	Color	Catalog No.
50	125	2 Pole, 3 Wire	Marine Style	Black	63CR70
	125	2 Pole, 3 Wire	California Standard	Black	CS6370
	250	2 Pole, 3 Wire	California Standard	Black	CS8269
	480	2 Pole, 3 Wire	California Standard	Black	CS8469
	600V/AC/250V/DC	2 Pole, 3 Wire	Standard	Black	3771
	125/250	3 Pole, 4 Wire	Marine Style	Black	63CR69
	125/250	3 Pole, 4 Wire	California Standard	Black	CS6369
	250V 3Ø AC	3 Pole, 4 Wire	California Standard	Black	CS8369
	480V 3Ø AC	3 Pole, 4 Wire	California Standard	Black	CS8169
	600V/AC/250V/DC	3 Pole, 4 Wire	Standard	Black	3769
	600V/AC/250V/DC	3 Pole, 4 Wire	Standard	Black	7379


NOTE: Weather Protective Covers from Cooper Wiring Devices that may be used with these products are described on page E-71 in this section.



63CR70



63CR69



CS8369



RECEPTACLE
CS8269



RECEPTACLE
CS8169



RECEPTACLE
7379



RECEPTACLE
63CR69



RECEPTACLE
63CR70



RECEPTACLE
3769



RECEPTACLE
CS6370



RECEPTACLE
CS6369



RECEPTACLE
CS8369



RECEPTACLE
CS8469



RECEPTACLE
3771

TESTING & CODE COMPLIANCE

- Listed to UL 498.
- cUL certified to CSA C22.2 no. 42 (file no. E2369).

MATERIAL CHARACTERISTICS

Glass-filled Nylon.
Environmental:
Flammability
per UL 94
requirements,
V0 rated.
Temperature Rating:
-40°C to 105°C.



INDUSTRIAL
COMMERCIAL

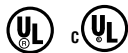
E-55
LOCKING
DEVICES

TESTING & CODE COMPLIANCE

- Listed to UL 498
- cUL Listed to CSA C22.2 no. 42 (file no. E3663).

MATERIAL CHARACTERISTICS

Glass-filled Nylon and Nylon, Plated or Stainless Steel
Environmental:
Flammability per UL 94 requirements, VO rated.
Temperature Rating: -40°C to 95°C.



50A Hart-Lock® Locking Devices

Industrial Specification Grade
and Marine Grade Non-NEMA
Configurations

Nylon 50A Locking Plugs and Connectors

FEATURES

- Internal construction consists of rugged glass reinforced nylon.
- Marine units are corrosion resistant including stainless steel shells.
- Tapered shell minimizes snagging.
- Neoprene gland seals entry of dirt and moisture into device interiors.
- AutoGrip™ style housing provides dependable internal cable clamp for fast, easy assembly.
- Terminal lugs designed for #6 wire.
- 7764N/7765N are for replacement purposes only. Use 3764N/3765N for new applications.
- Deep, tapered wire wells for positive conductor isolation.



CS6365N



CS6364N



CS8165N

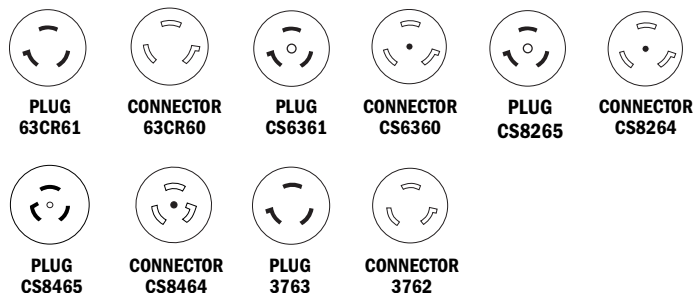


CS8164N

AutoGrip™ Nylon 50A Locking Plugs & Connectors, Industrial Specification & Marine Grade

Rating A	V/AC	Config- uration	Description/ Cord Diameter	Color	Catalog No. Plug	Catalog No. Connector
50	125	2 Pole, 3 Wire	Marine Style 0.68"-1.13" (17.3mm-28.6mm)	Black	63CR61N	63CR60N
	125	2 Pole, 3 Wire	California Standard 0.68"-1.13" (17.3mm-28.6mm)	Black	CS6361N	CS6360N
	250	2 Pole, 3 Wire	California Standard 0.68"-1.13" (17.3mm-28.6mm)	Black	CS8265N	CS8264N
	480	2 Pole, 3 Wire	California Standard 0.68"-1.13" (17.3mm-28.6mm)	Black	CS8465N	CS8464N
	600V/AC/ 250VDC	2 Pole, 3 Wire	Standard 0.68"-1.13" (17.3mm-28.6mm)	Black	3763N	3762N
	125/250	3 Pole, 4 Wire	Marine Style 0.68"-1.13" (17.3mm-28.6mm)	Black	63CR65N	63CR64N
	125/250	3 Pole, 4 Wire	California Standard 0.68"-1.13" (17.3mm-28.6mm)	Black	CS6365N	CS6364N
	250V 3Ø AC	3 Pole, 4 Wire	California Standard 0.68"-1.13" (17.3mm-28.6mm)	Black	CS8365N	CS8364N
	480V 3Ø AC	3 Pole, 4 Wire	California Standard 0.68"-1.13" (17.3mm-28.6mm)	Black	CS8165N	CS8164N
	600V/AC/ 250V/DC	3 Pole, 4 Wire	Standard 0.68"-1.13" (17.3mm-28.6mm)	Black	3765N	3764N
	600V/AC/ 250V/DC	3 Pole, 4 Wire	Standard 0.68"-1.13" (17.3mm-28.6mm)	Black	7765N	7764N

NOTE: Weather Protective Boots from Cooper Wiring Devices that may be used with these products are described on pages E-72 in this section.



50A Hart-Lock® Locking Devices

Industrial Specification Grade
and Marine Grade Non-NEMA
Configurations



INDUSTRIAL
COMMERCIAL

E-56 LOCKING DEVICES

TESTING & CODE COMPLIANCE

- Listed to UL 498
- cUL Listed to CSA C22.2 no. 42, (file no. E3663).

MATERIAL CHARACTERISTICS

Glass-filled Nylon and Nylon. Plated or Stainless Steel.
Environmental:
Flammability per UL 94 requirements, V0 rated.
Temperature Rating:
-40°C to 95°C.

Nylon 50A Locking Plugs and Connectors

FEATURES

- Internal construction consists of rugged glass reinforced nylon.
- Marine units are corrosion resistant including stainless steel shells.
- Neoprene gland seals entry of dirt and moisture into device interiors.
- Safety Grip style housing provides rugged heavy duty external cable clamp.
- Terminal lugs designed for #6 wire.
- 7764E/7765E are for replacement purposes only. Use 3764E/3765E for new applications.
- Deep, tapered wire wells for positive conductor isolation.

Safety Grip™ Nylon 50A Locking Plugs & Connectors, Industrial Specification & Marine Grade

Rating A	V/AC	Config- uration	Description/ Cord Diameter	Color	Catalog No.	
					Plug	Connector
50	125	2 Pole, 3 Wire	Marine Style 0.68"-1.13" (17.3mm-28.6mm)	Black	63CR61E	63CR60E
	125	2 Pole, 3 Wire	California Standard 0.68"-1.13" (17.3mm-28.6mm)	Black	CS6361E	CS6360E
	250	2 Pole, 3 Wire	California Standard 0.68"-1.13" (17.3mm-28.6mm)	Black	CS8265E	CS8264E
	480	2 Pole, 3 Wire	California Standard 0.68"-1.13" (17.3mm-28.6mm)	Black	CS8465E	CS8464E
	600V/AC/ 250VDC	2 Pole, 3 Wire	Standard 0.68"-1.13" (17.3mm-28.6mm)	Black	3763E	3762E
	125/250	3 Pole, 4 Wire	Marine Style 0.68"-1.13" (17.3mm-28.6mm)	Black	63CR65E	63CR64E
	125/250	3 Pole, 4 Wire	California Standard 0.68"-1.13" (17.3mm-28.6mm)	Black	CS6365E	CS6364E
	250V 3Ø AC	3 Pole, 4 Wire	California Standard 0.68"-1.13" (17.3mm-28.6mm)	Black	CS8365E	CS8364E
	480V 3Ø AC	3 Pole, 4 Wire	California Standard 0.68"-1.13" (17.3mm-28.6mm)	Black	CS8165E	CS8164E
	600V/AC/ 250V/DC	3 Pole, 4 Wire	Standard 0.68"-1.13" (17.3mm-28.6mm)	Black	3765E	3764E
	600V/AC/ 250V/DC	3 Pole, 4 Wire	Standard 0.68"-1.13" (17.3mm-28.6mm)	Black	7765E	7764E

NOTE: Weather Protective Boots from Cooper Wiring Devices that may be used with these products are described on pages E-72 in this section.



PLUG
63CR65



CONNECTOR
63CR64



PLUG
CS6365



CONNECTOR
CS6364



PLUG
CS8365



CONNECTOR
CS8364



PLUG
CS8165



CONNECTOR
CS8164



PLUG
3765



CONNECTOR
3764



PLUG
7765



CONNECTOR
7764



CS8165E



CS8164E



50A Hart-Lock® Locking Devices

Industrial Specification Grade
and Marine Grade Non-NEMA
Configurations

Armored 50A Plugs and Connectors

FEATURES

- Marine units are corrosion resistant including stainless steel shells and housing for added corrosion protection.
- Metal cable clamp provides for large range of cable sizes and durable strain relief.
- Terminal lugs designed for #6 wire.
- 7764/7765 are for replacement purposes only. Use 3764/3765 for new applications.

Safety Grip™ Nylon 50A Locking Plugs & Connectors, Industrial Specification & Marine Grade

Rating	V/AC	Config-uration	Description/ Cord Diameter	Color	Catalog No. Plug	Catalog No. Connector
50	125	2 Pole, 3 Wire	Marine Style 0.68"-1.13" (17.3mm-28.6mm)	Black	63CR61	63CR60
	125	2 Pole, 3 Wire	California Standard 0.68"-1.13" (17.3mm-28.6mm)	Black	CS6361	CS6360
	250	2 Pole, 3 Wire	California Standard 0.68"-1.13" (17.3mm-28.6mm)	Black	CS8265	CS8264
	480	2 Pole, 3 Wire	California Standard 0.68"-1.13" (17.3mm-28.6mm)	Black	CS8465	CS8464
	600V/AC/ 250VDC	2 Pole, 3 Wire	Standard 0.68"-1.13" (17.3mm-28.6mm)	Black	3763	3762
	125/250	3 Pole, 4 Wire	Marine Style 0.68"-1.13" (17.3mm-28.6mm)	Black	63CR65	63CR64
	125/250	3 Pole, 4 Wire	California Standard 0.68"-1.13" (17.3mm-28.6mm)	Black	CS6365	CS6364
	250V 3Ø AC	3 Pole, 4 Wire	California Standard 0.68"-1.13" (17.3mm-28.6mm)	Black	CS8365	CS8364
	480V 3Ø AC	3 Pole, 4 Wire	California Standard 0.68"-1.13" (17.3mm-28.6mm)	Black	CS8165	CS8164
	600V/AC/ 250V/DC	3 Pole, 4 Wire	Standard 0.68"-1.13" (17.3mm-28.6mm)	Black	3765	3764
	600V/AC/ 250V/DC	3 Pole, 4 Wire	Standard 0.68"-1.13" (17.3mm-28.6mm)	Black	7765	7764



CS6365



CS6364

NOTE: Weather Protective Boots from Cooper Wiring Devices that may be used with these products are described on pages E-72 in this section.

INDUSTRIAL
COMMERCIAL


E-57
LOCKING
DEVICES

TESTING & CODE COMPLIANCE

- Listed to UL 498
- cUL Listed to CSA C22.2 no. 42, (file no. E3663).

MATERIAL CHARACTERISTICS

Glass-filled Nylon,
Plated or
Stainless Steel.
Environmental:
Flammability
per UL 94
requirements,
VO rated.
Temperature Rating:
-40°C to 105°C.



50A Hart-Lock® Locking Devices

Industrial Specification Grade
and Marine Grade Non-NEMA
Configurations



INDUSTRIAL
COMMERCIAL

E-58 LOCKING DEVICES

TESTING & CODE COMPLIANCE

- Listed to UL 498 (file no. E3663); Weather protective covers listed to UL 514A (file no. E2458).
- cUL Listed to CSA C22.2 no. 42 (file no. E3663). Weather protective covers cUL listed to CSA C22.2 no. 18 (file no. E3663).

MATERIAL CHARACTERISTICS

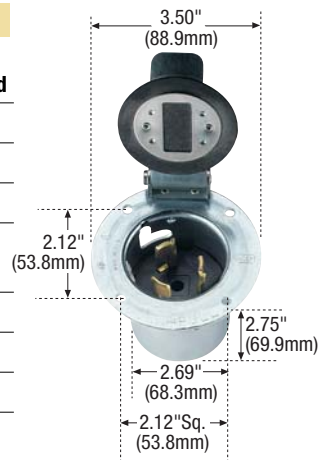
Glass-filled Nylon, Plated Steel.
Environmental:
Flammability per UL 94 requirements, V0 rated.
Temperature Rating:
-40°C to 105°C.

50A Flanged Inlets, Industrial Specification Grade


FEATURES

- Internal construction consists of rugged glass reinforced nylon.
- Rugged metal shells and housings consist of corrosion resistant plated steel.
- Available with UL approved weather protective lid.
- Back wired for quick and dependable conductor termination.
- Terminal lugs designed for #6 wire.
- 7958/7968 are for replacement purposes only. Use 3768/3775 for new applications.
- Deep, tapered wire wells for positive conductor isolation.

50A Flanged Inlets, Industrial Specification Grade						
Rating A	V/AC	Configuration	Description	Color	Catalog No.	
					Inlet	Inlet with Lid
50	125	2 Pole, 3 Wire	California Standard	Black	CS6377	CS6378
	250	2 Pole, 3 Wire	California Standard	Black	CS8275	CS8277
	480	2 Pole, 3 Wire	California Standard	Black	CS8475	CS8477
	600V/AC/ 250V/DC	2 Pole, 3 Wire	Standard	Black	3777	3767
	125/250VAC	3 Pole, 4 Wire	California Standard	Black	CS6375	CS6376
	250V 3Ø AC	3 Pole, 4 Wire	California Standard	Black	CS8375	CS8377
	480V 3Ø AC	3 Pole, 4 Wire	California Standard	Black	CS8175	CS8177
	600V/AC/ 250V/DC	3 Pole, 4 Wire	Standard	Black	3775	3768
	600V/AC/ 250V/DC	3 Pole, 4 Wire	Standard	Black	7958	7968



CS6376





INDUSTRIAL
COMMERCIAL

E-59 LOCKING DEVICES

TESTING & CODE COMPLIANCE

· Listed to UL 498:
(file no. E3663);
Weather protective
lids listed to UL 514A
7770:
(file no. E3663),
and to UL 514C
7788CR:
(file no. E2458)
· cUL listed to CSA
C22.2 no. 42, and
no. 18 per files
listed above.

MATERIAL CHARACTERISTICS

Glass-filled Nylon,
except 7770:
Die-cast Aluminum;
Environmental:
Flammability
per UL 94
requirements,
VO rated.
Temperature Rating:
-40°C to 105°C.



50A Hart-Lock® Locking Devices

Industrial Specification Grade
and Marine Grade Non-NEMA
Configurations

50A Hull Inlets, Marine Grade

FEATURES

- Internal construction consists of rugged glass reinforced nylon.
- Body, flange and lid made from chrome plated forged brass.
- Back wired for quick and dependable conductor termination.
- Terminal lugs designed for #6 wire.
- Deep, tapered wire wells for positive conductor isolation.



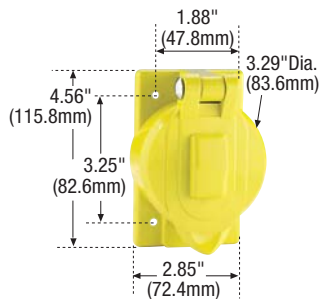
63CR72



63CR74



7770



7788CR



**INLET
63CR72**



**INLET
63CR74**

50A Flanged Inlets, Industrial Specification Grade

Rating

A V/AC

Configuration

Catalog No.

50 125

2 Pole, 3 Wire

63CR72

125/250

3 Pole, 4 Wire

63CR74

50A Receptacle Covers

FEATURES

- UL Listed for wet locations with cover closed and damp locations with cover open or closed.

50 Amp Receptacle Covers

Description

Catalog No.

Weather protective die-cast aluminum, lift lid cover

7770

Weather protective yellow glass filled nylon, with lift lid cover

7788CR

Hospital Use Mobile X-Ray™ Power-Lock® Devices

2 Pole, 3 Wire Grounding
50A 250V
60A 250V

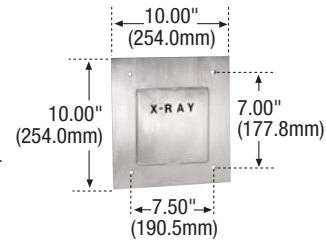


Hospital Use Mobile X-Ray Power-Lock® Devices

FEATURES

These devices meet the requirements of hospital standards for non-interchangeability with regular wiring devices. Power-Lock X-ray receptacles are designed to prevent accidental insertion of plugs from other electrical equipment. Likewise, the

Power-Lock X-ray plugs can only be inserted into X-ray receptacles. These X-ray devices meet industry standards and are interchangeable with X-ray devices of the same rating.



25605

Hospital Use Power-Lock® Receptacles

FEATURES


- Fiberglass reinforced nylon interior.
- 12" (304.8mm), #6 AWG Wire Leads.

Receptacles – Stainless Steel Plate Assembly

Rating		Description	Color	Catalog No.
A	V/AC			
50	250	Receptacle and plate	Stainless steel	25505
60	250	Receptacle and plate	Stainless steel	25605

Receptacles – Cast Aluminum Plate Assembly

Rating		Description	Color	Catalog No.
A	V/AC			
50	250	Receptacle and plate	Gray	25503
60	250	Receptacle and plate	Gray	25603



25603

Hospital Use Power-Lock® Plugs

FEATURES

- Fiberglass reinforced nylon interior.
- Pressure type terminals.
- Gray epoxy finish provides insulated shell.

Plugs – Back Wired "Dead-Front" Design

Rating		Description	Cord Diameter	Color	Catalog No.
A	V/AC				
50	250	Less epoxy kit	0.750" (19.1mm) - 1.250" (31.8mm)	Gray	25525 Δ
		With epoxy kit	0.750" (19.1mm) - 1.250" (31.8mm)	Gray	25515* Δ
60	250	Less epoxy kit	0.750" (19.1mm) - 1.250" (31.8mm)	Gray	25625
		With epoxy kit	0.750" (19.1mm) - 1.250" (31.8mm)	Gray	25615*



25515



25509

Hospital Use Power-Lock® Wall Box

FEATURES

- Accommodates 50A or 60A receptacles.
- Gray enamel finish.
- KO sizes 1.25" (31.85mm), 1.50" (38.1mm) and 2" (50.8mm).

Wall Box – Stamped Steel

Description	Color	Catalog No.
Wall Box	Gray	25509

*Epoxy kit is used to fill air spaces in plug after wiring, to prevent entrance of moisture, dirt and gases.
Δ Fits both 50A and 60A X-ray receptacles.



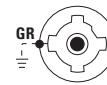
PLUG
50A 250V



RECEPTACLE
50A 250V



PLUG
60A 250V



RECEPTACLE
60A 250V

INDUSTRIAL
COMMERCIAL

E-60
LOCKING
DEVICES

TESTING & CODE COMPLIANCE

· Listed to UL 498 for receptacle assemblies (file no. E2369), for plugs (file no. E3663) 25509 is not UL Listed.

MATERIAL CHARACTERISTICS

Nylon, Glass Filled Environmental: Flammability per UL94 requirements. V0 rated. Temperature Rating: -40°C to 105°C.



Industrial Specification Grade Power-Lock® Devices

2 Pole, 3 Wire Grounding
20A 125V/AC
3 Pole, 3 Wire Non-Grounding
20A 125V/AC
10A 250V/DC 480V/AC

20 Amp Power-Lock® Receptacle – Binding Screw Type for Back & Side Wiring

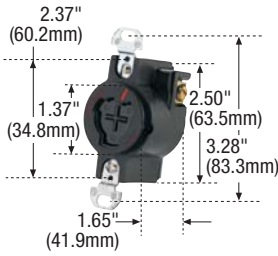
FEATURES

- Fiberglass reinforced nylon body suitable for 105°C/221°F.
- Fits all standard single receptacle plates.

Receptacles – 20 Amp Power-Lock®

Rating	A	V/AC	Configuration	Description	Color	Catalog No.
20	125	2 Pole, 3 Wire	Standard	Standard	Black	23030
				Hospital Use	Black	23050
20	125	3 Pole, 3 Wire	Standard	Standard Grounding	Black	23000
					Black	23000G*

*23000G is not UL listed and is for replacement use only.



23050

20 Amp Safety Grip™ Plugs and Connectors

FEATURES

- Nylon shell resists breakage in high abuse areas.
- Enclosed wiring compartment with tapered channels provide easy insertion of wires.
- Dual range cord grip secures small or large diameter cords.

20 Amp Safety Grip™ Plugs and Connectors

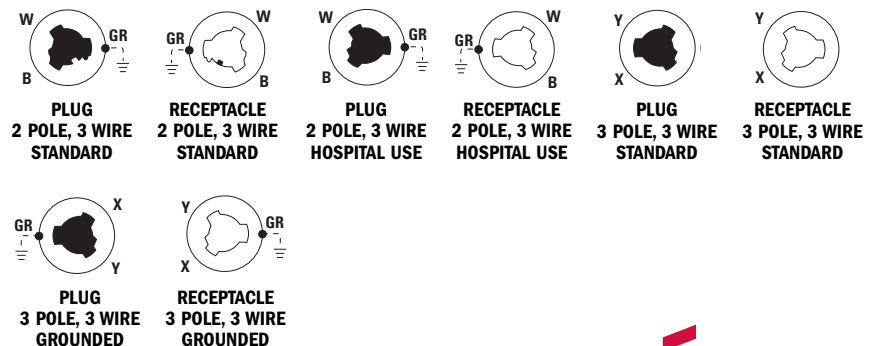
Rating	A	V/AC	Description	Cord Diameter	Color	Plug	Connector
20	125	2 Pole, 3 Wire	Standard	0.250" (6.4mm) - 0.656" (16.7mm)	Gray	23035N	23032N
						23056N	23054N
						23056	23054
20*	125	3 Pole, 3 Wire	Standard	0.250" (6.4mm) - 0.656" (16.7mm)	Gray	23005N	23002N

*Also rated at 10A for 250V/DC and 480V/AC

Lift Lid Cover

Description	Catalog No.
Die-cast aluminum lift lid cover with weathertight gasket	23007*

*UL Listed (file no. E2458)



INDUSTRIAL COMMERCIAL

E-61 LOCKING DEVICES

TESTING & CODE COMPLIANCE

· Listed to UL 498, Receptacles: (file no. E2369) except where noted. Plugs & Connectors: (file no. E3663).
· CSA Certified to C22.2 no. 42 (file no. LR7087).

MATERIAL CHARACTERISTICS

Receptacles: Glass filled Nylon & phenolic.
Plugs & Connectors: Glass filled nylon
Environmental: Flammability per UL 94 requirements: Receptacles VO rated. Temperature Rating: -40°C to 105°C.



23054



23035N



23032N

Industrial Specification Grade Power-Lock® Devices

**3 Pole, 4 Wire Grounding
30A, 480V/AC**
**3 Pole, 4 Wire Grounding
30A, 600V/AC 20A, 250V/DC**
**4 Pole, 5 Wire Grounding
30A, 600V/AC 20A, 250V/DC**




30A Receptacles – Binding Screw Type for Back & Side Wiring

FEATURES


- Fiberglass reinforced nylon body suitable for 105°C/221°F.
- Standard receptacles fit all standard single receptacle plates.
- 21420 side angle tapped for 0.75" (19.1mm) pipe thread attachment.
- 5 wire receptacles mount on FS or FD boxes.
- All 30A 600V/AC devices are also approved for 20A 250V/DC applications.

Receptacles – 30 Amp Power-Lock®


Rating A	V/AC	Configuration	Description	Color	Catalog No.
30	480	3 Pole, 4 Wire	Standard	Black	20443N*
30/20	600/250 DC	3 Pole, 4 Wire	Standard	Black	20403N
			Cast aluminum cover with weather protective lift lid	Black	21420*
30/20	600/250 DC	4 Pole, 5 Wire	Cast Iron cover and steel shell	Black	25403
			Cast aluminum cover with weather protective lift lid	Black	25250*



20443N



21420



25250

*Not CSA certified.

INDUSTRIAL
COMMERCIAL

E-62
LOCKING
DEVICES

TESTING & CODE COMPLIANCE

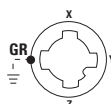
- Listed to UL 498 (file no. E2369), Weather protective lids listed to UL 514A (file no. E2369).
- CSA certified to C22.2 no. 42 (file no. LR7087) except as noted.
- Weather protective lids cUL listed to CSA C22.2 no. 18 (file no. E2369).

MATERIAL CHARACTERISTICS

Glass filled nylon & phenolic
 Environmental:
 Flammability per UL 94 requirements:
 VO rated.
 Temperature Rating:
 -40°C to 105°C.



**RECEPTACLE
3 POLE, 4 WIRE
30A 480V/AC**



**RECEPTACLE
3 POLE, 4 WIRE
30A 600V/AC
20A 250V/DC**



**RECEPTACLE
4 POLE, 5 WIRE
30A 600V/AC**




Industrial Specification Grade Power-Lock® Devices

3 Pole, 4 Wire Grounding
30A, 480V/AC
3 Pole, 4 Wire Grounding
30A, 600V/AC 20A, 250V/DC
4 Pole, 5 Wire Grounding
30A, 600V/AC 20A, 250V/DC

30A Autogrip™ Locking Plugs and Connectors

FEATURES

- Autogrip™ version has Nylon/Thermoplastic construction for totally insulated outer shell for added safety.
- Internal Autogrip cord grip provides faster installation, superior cord retention and strain relief.
- Glass filled nylon interior rated at 105°C/221°F continuous use.
- Tapered wiring channels provide easy insertion of wires and prevent shorting of stray wires.
- Back wired, Dead-Front construction.



20445N



20444N



20414N

30 Amp Plugs and Connectors

Rating A	V/AC	Configuration	Description	Cord Dia.	Color	Catalog No.	
						Plug	Connector
30	480	3 Pole, 4 Wire	Nylon Autogrip	0.400" (10.2mm) - 1.062" (27.0mm)	Red	20445N*	20444N*
30/20	600/250 DC	3 Pole, 4 Wire	Nylon Autogrip	0.400" (10.2mm) - 1.062" (27.0mm)	Gray	20415N*	20414N*
30/20	600/250 DC	4 Pole, 5 Wire	Nylon Autogrip	0.400" (10.2mm) - 1.062" (27.0mm)	Blue	25415N	25414N

*Not CSA approved

INDUSTRIAL
COMMERCIAL

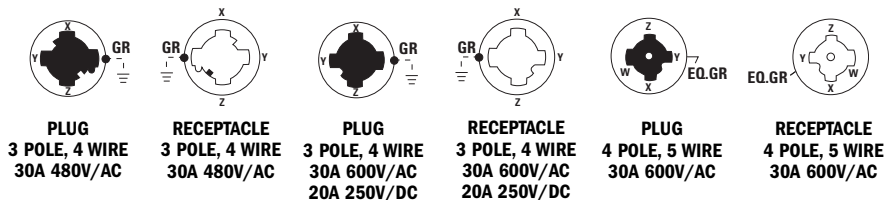
E-63
LOCKING
DEVICES

TESTING & CODE COMPLIANCE

- Listed to UL 498, (file no. E3663).
- CSA Certified to C22.2 no. 42 (file no. LR7087) except as noted.

MATERIAL CHARACTERISTICS

Glass filled nylon.
 Temperature Rating:
 -40°C to 105°C.



Industrial Specification Grade Power-Lock® Devices

**3 Pole, 4 Wire Grounding
30A, 480V/AC**
**3 Pole, 4 Wire Grounding
30A, 600V/AC 20A, 250V/DC**
**4 Pole, 5 Wire Grounding
30A, 600V/AC 20A, 250V/DC**



INDUSTRIAL
COMMERCIAL

E-64 LOCKING DEVICES

TESTING & CODE COMPLIANCE

- Listed to UL 498, (file no. E3663).
- CSA Certified to C22.2 no.42 (file no. LR7087) except as noted.

MATERIAL CHARACTERISTICS

Glass filled Nylon.
Temperature Rating:
-40°C to 105°C.

30A Armored Locking Plugs and Connectors

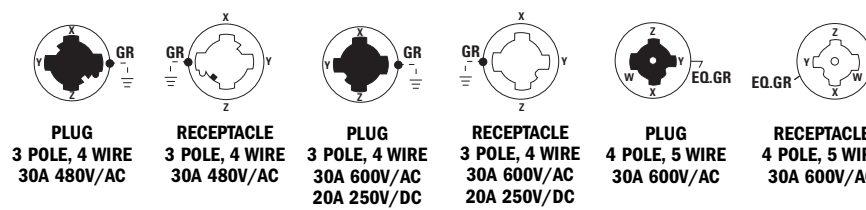
FEATURES

- Armored version has rugged epoxy coated steel shell for extra ruggedness and shock protection.
- Glass filled nylon interior rated at 105°C/221°F continuous use.
- External armored cord grip provides strain relief on armored devices.
- Tapered wiring channels provide easy insertion of wires and prevent shorting of stray wires.
- Back wired, Dead-Front construction.

Rating						Catalog No.	
A	V/AC	Configuration	Description	Cord Dia.	Color	Plug	Connector
30	480	3 Pole, 4 Wire	Armored	0.484" (12.33mm) - 0.609" (15.5mm)	Red	20445†	20444†
30/20	600/250 DC	3 Pole, 4 Wire	Armored*	0.562" (14.3mm) - 1.00" (25.4mm)	Metallic	20415	20414
						20415S**	—
			Armored*	0.360" (9.1mm) - 0.484" (12.33mm)	Metallic	21415	21414
			Armored*	0.484" (12.3mm) - 0.750" (19.1mm)	Metallic	21426	21427
						21426S**	—
			Armored	0.750" (19.1mm) - 1.000" (25.4mm)	Metallic	21443	21442
30/20	600/250 DC	4 Pole, 5 Wire	Armored#	0.50" (12.7mm) female	Metallic	21435†	21433†
			Armored#	0.75" (19.1mm) female	Metallic	21436†	21434†
			Armored	0.625" (15.9mm) - 1.00" (25.4mm)	Blue	25415	25414



*With sliding rubber cord grip.
 **Plugs with "S" suffix have a special mounting stud used in automotive welding applications.
 †Not CSA approved.
 #With pipe thread attachment.






Industrial Specification Grade Locking Devices

3 Pole, 4 Wire Grounding
30A, 600V/AC 20A, 250V/DC
4 Pole, 5 Wire Grounding
30A, 600V/AC 20A, 250V/DC


30 Amp Inlets and Outlets

FEATURES


- Fiberglass reinforced interior on all flanged devices provides 105°C/221°F temperature rating.
- Phenolic interior on 20418 and 25418.
- Rugged steel shell.



21447



25416



25418

Flanged and Regular Inlets and Outlets

Rating	V/AC	Configuration	Type	Description	Catalog No.
30/20	600/250 DC	3 Pole, 4 Wire	Surface Mount Inlet	Die-cast aluminum with weather protective lift lid, tapped for 0.75" (19.1mm) pipe thread	21447
			Inlet	For FD and FS Boxes	20418
30/20	600/250 DC	4 Pole, 5 Wire	Flanged Inlet	With 4.125" (104.8mm) round flange and cord grip for 0.062" (15.9mm) - 1.00" (25.4mm) diameter	25416*
			Inlet	For FD and FS Boxes	25418*
			Flanged Outlet	With 4.125" (104.8mm) round flange and cord grip for 0.062" (15.9mm) - 1.00" (25.4mm) diameter	25406

*Not CSA listed.

INDUSTRIAL COMMERCIAL

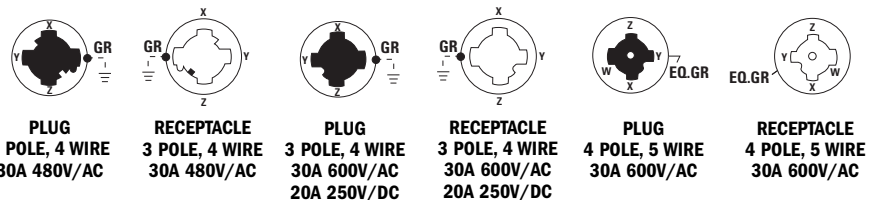
E-65 LOCKING DEVICES

TESTING & CODE COMPLIANCE

- Listed to UL 498, Outlets: (file no. E2369). Inlets: (file no. E3663).
- 20418 listed to (file no. E1706).
- CSA Certified to C22.2 no. 42 (file no. LR7087) except 20418 (file no. LR280-C) except as noted.
- Weather protective lid listed to UL 514A and cUL Certified to CSA C22.2 no. 18 (file no. E3663).

MATERIAL CHARACTERISTICS

Environmental:
 Flammability per UL 94 requirements,
 Temperature Rating:
 VO rated.
 -40°C to 105°C, except 20418:
 -40°C to 75°C.



Industrial Specification Grade Power-Lock® Devices



INDUSTRIAL
COMMERCIAL

E-66
LOCKING
DEVICES

TESTING & CODE COMPLIANCE

Weather protective lids:
20416D and 20417N:
Listed to UL 514A
(file no. E92122).
20446N and 20416N:
Listed to UL 514C,
(file no. E2458).
· cUL Listed to CSA
C22.2 no. 18.
20416D and 20417N:
(file no. E92122).
20446N and 20416N:
(file no. E2458).

Power Grips for 30 Amp Power-Lock® Units

FEATURES

- Full length double weave stainless steel mesh for maximum strength. Units with stand 1,000 pound (4448 newtons) pull test.
- Turned aluminum fitting and washers contain mesh securely on assembly.
- Sturdy steel adapter ring is cadmium plated for corrosion resistance.
- Assembly instructions supplied with each "Power Grip".

Directions:

1. Locate nearest size of cable in "Nominal Grip Diameter" column.
2. Check "Grip Diameter Range" column and select number closest to cable diameter.

Wire Mesh Grips for 30 Amp Power-Lock®

Nominal Grip Diameter	Grip Diameter Range	Catalog No.
0.44" (11.2mm)	0.375" (9.5mm)-0.500" (12.7mm)	PG-300
0.56" (14.2mm)	0.500" (12.7mm)-0.625" (15.9mm)	PG-301
0.69" (17.5mm)	0.625" (15.9mm)-0.750" (19.1mm)	PG-302
0.81" (20.6mm)	0.750" (19.1mm)-0.875" (22.2mm)	PG-303
0.94" (23.9mm)	0.875" (22.2mm)-1.00" (25.4mm)	PG-304

Power grips can be used on the following Catalog Nos.:

21415, 21426, 21443, 21414, 21427, 21442, 20445, 20444.

Plates for 30 Amp Power-Lock® Receptacles

Plates for 30 Amp Power-Lock® Receptacles

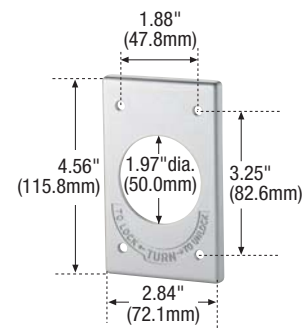
Description	Catalog No.
Red glass filled nylon with weather protective lift lid cover and gasket	20446N
Die cast aluminum with weather protective lift lid cover and gasket	20416D
Gray glass filled nylon with weather protective lift lid cover and gasket	20416N
Die cast aluminum cover less lid and gasket	20417N



PG-300



20416N



20417N



Industrial Specification Grade 60 Amp Power-Lock® Locking Receptacles

**3 Pole, 4 Wire Grounding
60A, 600V/AC**
**4 Pole, 5 Wire Grounding
60A, 600V/AC**

60 Amp Power-Lock® Receptacles with Weather Protective Lid

FEATURES

- Fiberglass reinforced nylon interiors.
- Designed for direct panel mounting, wiring troughs or surface type installation.
- If desired for 45° use Catalog No. 26404 adapter.
- Outlet enclosures may be rotated at 90°.
- 26421 and 26521 side angle tapped for 1.50" (38.1mm) pipe thread attachment.



26420



26421

60 Amp Power-Lock® Receptacles

Rating		Configuration	Description	Color	Catalog No.
A	V/AC				
60	600	3 Pole, 4 Wire	Cast aluminum with weather protective lift lid	Black	26420
			Cast aluminum with weather protective lift lid	Black	26421*
60	600	4 Pole, 5 Wire	Cast aluminum with weather protective lift lid	Black	26520
			Cast aluminum with weather protective lift lid	Black	26521*

*Not CSA listed

INDUSTRIAL
COMMERCIAL

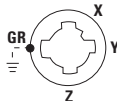
E-67
LOCKING
DEVICES

TESTING & CODE COMPLIANCE

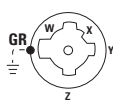
- Listed to UL 498 (file no. E2369)
- CSA Certified to C22.2 no. 42 (file no. LR7087) except as noted.
- Weather protective lids UL Listed to UL 514A and cUL Certified to CSA C22.2 no. 18 (file no. E2369).

MATERIAL CHARACTERISTICS

Glass filled nylon.
Meets flammability requirements per UL94, VO rated.
Temperature Rating:
-40°C to 105°C.



**RECEPTACLE
3 POLE, 4 WIRE
60A 600V/AC**



**RECEPTACLE
4 POLE, 5 WIRE
60A 600V/AC**

Industrial Specification Grade 60 Amp Power-Lock® Locking Devices

**3 Pole, 4 Wire Grounding
60A, 600V/AC**
**4 Pole, 5 Wire Grounding
60A, 600V/AC**



INDUSTRIAL
COMMERCIAL

E-68

LOCKING
DEVICES

TESTING & CODE COMPLIANCE

- Listed to UL 498 (file no. E3663).
- CSA Certified to C22.2 no. 42 (file no. LR7087) except as noted.

MATERIAL CHARACTERISTICS

Glass filled nylon. Meets flammability requirements per UL94, VO rated. Temperature Rating: -40°C to 105°C.

60 Amp Plugs and Connectors

FEATURES

- Fiberglass reinforced nylon interiors.
- Rugged armored design consisting of steel outer shell.
- External armored cord grip provides cable strain relief.
- Exposed parts are epoxy coated for maximum insulation and corrosion resistance.
- Tapered wiring channels provide easy insertion of wires and prevent shorting of stray wires.

Plugs and Connectors, Back Wired "Dead-Front" Design

Rating A	V/AC	Configuration	Description	Cord Dia.	Color	Catalog No.	
						Plug	Connector
60	600	3 Pole, 4 Wire	Standard	0.750" (19.1mm) - 1.250" (31.8mm)	Yellow	26415	26414
			Standard with rubber bushing in cable clamp	0.750" (19.1mm) - 1.250" (31.8mm)	Yellow	26426*	26427*
60	600	4 Pole, 5 Wire	Standard	0.750" (19.1mm) - 1.250" (31.8mm)	Yellow	26515	26514
			Standard with rubber bushing in cable clamp	0.750" (19.1mm) - 1.250" (31.8mm)	Yellow	26526*	26527*
Accepts ring terminals						26515AM#	

*Three sizes rubber bushings supplied standard.

#Not CSA certified.

**Plugs with an "S" suffix have special mounting stud used in automotive welding applications.



PLUG
3 POLE, 4 WIRE
60A 600V/AC



CONNECTOR
3 POLE, 4 WIRE
60A 600V/AC



PLUG
4 POLE, 5 WIRE
60A 600V/AC



CONNECTOR
4 POLE, 5 WIRE
60A 600V/AC



26415



26414



26427



26426



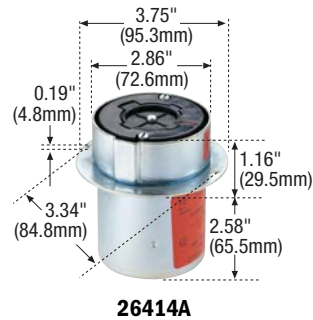
Industrial Specification Grade Power-Lock® Locking Devices

**3 Pole, 4 Wire Grounding
60A, 600V/AC**
**4 Pole, 5 Wire Grounding
60A, 600V/AC**

60 Amp Flanged Inlets and Outlets

FEATURES

- Fiberglass reinforced interior provides 105°C/221°F temperature rating.
- Rugged steel shell.



Flanged Inlets and Outlets

Rating	V/AC	Configuration	Description	Cord Dia.	Color	Catalog No.
60	600	3 Pole, 4 Wire	Inlet	0.750" (19.1mm) - 1.250" (31.8mm)	Black	26415A
			Outlet	0.750" (19.1mm) - 1.250" (31.8mm)	Black	26414A
60	600	4 Pole, 5 Wire	Inlet	0.750" (19.1mm) - 1.250" (31.8mm)	Black	26515A
			Outlet	0.750" (19.1mm) - 1.250" (31.8mm)	Black	26514A
			Outlet accepts ring terminals	0.750" (19.1mm) - 1.250" (31.8mm)	Black	26514AAM#

#Not CSA certified.

INDUSTRIAL
COMMERCIAL

E-69
LOCKING
DEVICES

TESTING & CODE COMPLIANCE

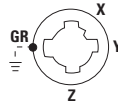
- Listed to UL 498 (file no. E3663).
- CSA Certified to C22.2 no. 42 (file no. LR7087) except as noted.

MATERIAL CHARACTERISTICS

Glass filled nylon. Meets flammability requirements per UL94, VO rated. Temperature Rating: -40°C to 105°C.



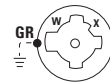
INLET
3 POLE, 4 WIRE
60A 600V/AC



OUTLET
3 POLE, 4 WIRE
60A 600V/AC



INLET
4 POLE, 5 WIRE
60A 600V/AC



OUTLET
4 POLE, 5 WIRE
60A 600V/AC

Weather Protective Covers and Grips for 60 Amp Power-Lock® Locking Devices



INDUSTRIAL
COMMERCIAL

E-70
LOCKING
DEVICES


Box, Cover & Angle Adapter for 60 Amp Power-Lock® Receptacles

FEATURES

- Cast aluminum.
- For use with 26420 and 26520 receptacles.

Box, Cover & Angle Adapter

Description	Catalog No.
Box only for use with 26404 angle adapter	26401
Cover only for 26401 box	26402
Box and cover complete	26400
45° angle adapter	26404



Power Grips for 60 Amp Power-Lock® Units

FEATURES

- Full length double weave stainless steel mesh for maximum strength. Units withstand 1,000 pound (4448 newtons) pull test.
- Turned aluminum fitting and washers contain mesh securely on assembly.
- Sturdy steel adapter ring is cadmium plated for corrosion resistance.
- Assembly instructions supplied with each "Power Grip".

Directions:

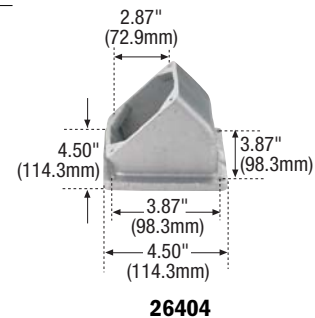
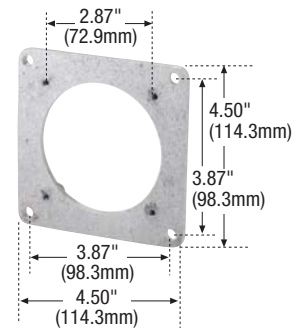
1. Locate nearest size of cable in "Nominal Grip Diameter" column.
2. Check "Grip Diameter Range" column and select number closest to cable diameter.

Wire Mesh Grips for 60 Amp Power-Lock

Nominal Grip Diameter	Grip Diameter Range	Catalog No.
1.062" (27.0mm)	1.00"-1.125" (25.4mm-28.6mm)	PG-600 †
1.062" (27.0mm)	1.00"-1.125" (25.4mm-28.6mm)	PG-601*

† For use with Power-Lock Catalog Nos. 26415, 26414, 26515, 26514

* For use with Power-Lock Catalog Nos. 26426, 26427, 26526, 26527





INDUSTRIAL
COMMERCIAL

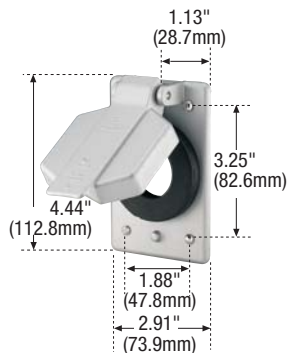
E-71
LOCKING
DEVICES



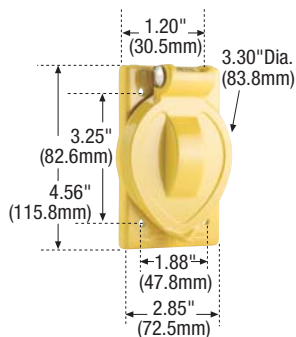
Weather Protective Covers for Hart-Lock® Locking Devices



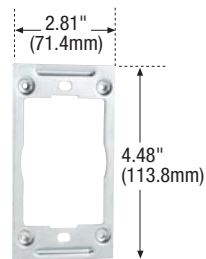
WLRD1



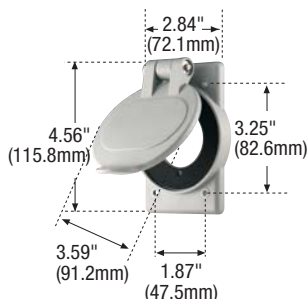
WLRS1



7420CR



7349



WP1

Weather Protective Covers

FEATURES

- WLRD1 and WLRS1 are UL Listed, wet location covers closed and damp locations cover open or closed.
- UL Listed, damp location cover open (with plug inserted) and wet location with cover closed.
- Receptacle covers are designed for use with FS/FD boxes.
- Self closing spring door assures full protection.
- WLRD1 and WLRS1 consist of die cast copper free aluminum with epoxy finish for maximum corrosion resistance.
- EPDM gasketing material on WLRD1 and WLRS1 provide excellent resistance to ozone, weathering and temperatures from -50°F to 260°F (-46°C to 127°C).
- All receptacle covers consist of die cast aluminum.
- For full list of weather proof covers, refer to Catalog Section "N: Weather Protective Devices".

Weather Protective Covers

Description	Catalog No.
Duplex receptacle cover, horizontal mounting.	WLRD1#
Single receptacle cover, vertical mounting, 1.38" (34.9mm) face diameter.	WLRS1#
Single receptacle cover, vertical mounting, 1.56" (39.62mm) face diameter	WLR2#
Adapter, flush mounts above covers to standard boxes.	WLRA1
Duplex receptacle cover, vertical mounting.	7879FS†
Duplex receptacle cover, vertical mounting, yellow corrosion resistant.	7879FSCR†
Single receptacle cover, vertical mounting, 1.38"-1.56" (34.9mm-39.7mm) face diameter.	7420†
Single receptacle cover, vertical mounting, 1.38" -1.56" (34.9mm-39.7mm) face diameter, yellow corrosion resistant finish.	7420CR†
Adapter, flush mounts above covers to standard boxes.	7349
Glass reinforced nylon cover for 15A flanged inlets and outlets.	WP1*
Glass reinforced nylon cover for 20A and 30A flanged inlets and outlets.	WP2*

*Listed to UL 514C (file no. E2458) and CSA listed to C22.2 no. 18 (file no. LR7289).

#Listed to UL 514A (file no. E15022).

†Listed to UL 514A, cUL Listed to CSA C22.2 no. 18 (file no. E92122).

Weather Protective Boots for Hart-Lock® and Power-Lock® Locking Devices

For Plugs and Connectors



INDUSTRIAL
COMMERCIAL

E-72 LOCKING DEVICES

Weather Protective Boots

FEATURES

- UL Listed to I.E.C. 529.
- Neoprene resists oil, grease, acids and has long life properties.
- Flexible and easy to apply to plug or connector.
- Cord hole opening can be cut away for large diameter cords.
- Carries IP55 environmental rating when proper boot is applied to mating plug and connector.

Weather Protective Boots

Description	Catalog No.
Boot for 15 amp Hart-Lock® plugs when used with mating receptacle, outlet or connector (with BS2 boot) and connector when used with inlet.	BS1
Boot for 15 amp Hart-Lock® connector when used with mating plug (with BS1 boot)	BS2
Fits all 20 & 30 amp 3-wire Hart-Lock® plugs when used with connector equipped with BM2, receptacle or outlet, all 20 & 30 amp 3-wire Hart-Lock® connectors when used with inlet	BM1
Fits all 20 & 30 amp 3-wire Hart-Lock® connectors when used with mating plug equipped with BM1	BM2
Fits all 4 and 5 wire Hart-Lock® plugs when used with connector equipped with BL2 receptacle or outlet, 4 and 5 wire Hart-Lock® connectors when used with inlets	BL1
Fits all 4 and 5 wire Hart-Lock® connectors when used with mating plug equipped with BL1	BL2
For 50A plug when used with receptacle, or for 50A connector when used with inlet or plug with 7717 boot.	7716
For 50A connector when used with 50A plug with 7716 boot.	7717
For 50A connector when used with a hull inlet.	77CR15
Short neoprene boot for midsize plugs	74CM40
For 20A Power-Lock® plugs when used with mating receptacle outlet or connector (with 23025 boot) and connector when used with inlet	23024
For 20A Power-Lock® connector when used with mating plug (with 23024 boot)	23025



BS1



BM1



BM2

TESTING & CODE COMPLIANCE

- Listed to UL 514C.
- cUL Certified to CSA c22.2 no. 18 (file no. E2458).

MATERIAL CHARACTERISTICS

Neoprene.
Temperature Rating:
-40°C to 107°C.



Industrial Specification Grade Weather Protective Hart-Lock® Locking Device Switch Enclosure

For 20A or 30A, 125-600V
Hart-Lock® Flanged Outlets

Switched Industrial Specification Grade Hart-Lock® Enclosure with Manual Disconnect Switch

The Switched Hart-Lock Enclosure is a rain-proof, dust-tight enclosure, with a HP rated switch. Add any 20A or 30A Hart-Lock® flanged outlet to provide dedicated local

power control. This eliminates the need for installation of a switch and receptacle in separate enclosures.

INDUSTRIAL
COMMERCIAL

E-73 LOCKING DEVICES

TESTING & CODE COMPLIANCE

- Listed to UL 508 - Industrial Control Equipment;
- UL 498 - Plugs & Receptacles: (file no. E135083)
- CSA C22.2 no. 14 (file no. LR95585C).
- Enclosure: NEMA/Canadian Type 3R, 12.
- Current Interrupting: Certified for current interrupting at full rated current and voltage.
- Short Circuit Withstand Rating: Switch suitable for use on a circuit capable of delivering not more than 10,000 RMS symmetrical Amperes at the voltage rating of the receptacle installed.

MATERIAL CHARACTERISTICS

- Enclosure, cover and cover screws: Polycarbonate
- Rotary handle: Nylon Flip lid cover: Reinforced Nylon.
- Temperature Rating: -40° to 75°C.



SE6000

FEATURES

- Impact and corrosion-resistant thermo-plastic enclosure for long-term reliability.
- Heavy-duty disconnect switch is horsepower rated for motor load applications and is field replaceable.
- Continuous poured-in place cover gasket assures the NEMA 3R, 12 rating. Gasket cannot be left out or easily damaged during installation.
- HP-rated switch can be locked in the "off" position to help comply with OSHA lockout/tagout requirements.
- 3R, 12 enclosure for rainproof or dust-tight applications.
- Supplied with 0.75" (19.1mm) liquid tight hub and grounding lug for top or bottom entry.
- Captive stainless steel cover mounting screws.
- Hinged enclosure cover for easy wiring.
- Self-closing lift lid cover with neoprene gasket provides weatherproof protection.
- Field installable auxiliary contacts for control circuit applications.
- Easy to operate, gasketed nylon rotary handle is clearly marked for ON/OFF indication.

Hart-Lock® Switched Enclosure without Outlet

Maximum Switch Rating*	Catalog No.
30A 600V/AC	SE6000

*Ratings are dependent on Hart-Lock flanged outlet installed. Outlets ordered separately.

Industrial Specification Grade Hart-Lock® Locking Device Switch Enclosure

For 20A or 30A, 125-600V
Hart-Lock® Flanged Outlets



INDUSTRIAL
COMMERCIAL

E-74 LOCKING DEVICES

TESTING & CODE COMPLIANCE

- Listed to UL 508 - Industrial Control Equipment:
- UL 498 - Plugs & Receptacles: (file no. E135083)
- CSA C22.2 no. 14 (file no. LR95585C).

Enclosure:
NEMA/Canadian Type 3R, 12.
Current Interrupting:
Certified for current interrupting at full rated current and voltage.
Short Circuit
Withstand Rating:
Switch suitable for use on a circuit capable of delivering not more than 10,000 RMS symmetrical Amperes at the voltage rating of the receptacle installed.

MATERIAL CHARACTERISTICS

Enclosure, cover and cover screws:
Polycarbonate
Rotary handle:
Nylon
Flip lid cover:
Reinforced Nylon.
Temperature Rating:
-40° to 75°C.

Switched Industrial Specification Grade Hart-Lock® Enclosure with Manual Disconnect Switch

Hart-Lock® Flanged Outlets

Rating	Outlet HP Rating	Catalog No. Outlet
L5-20	1	CWL520FO
L6-20	2	CWL620FO
L5-30	1	CWL530FO
L6-30	2	CWL630FO
L14-20	2	CWL1420FO
L15-20	2	CWL1520FO
L14-30	2	CWL1430FO
L15-30	3	CWL1530FO
L16-30	10	CWL1630FO
L21-20	2	CWL2120FO
L21-30	2.5	CWL2130FO

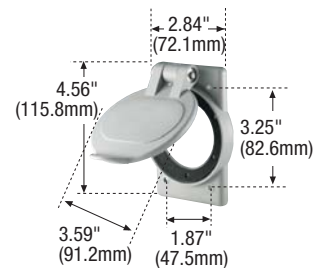
Accessories

Ratings	Description	Catalog No.
10A 600V	Auxiliary Contacts; 1 NO, 1 NC	AH20AUX
30A 600V	Replacement Switch	SE30RS
—	Replacement Lift Lid Cover	WP2



* 3 holes, 0.19"(4.8mm) dia., equally spaced on 2.69"(68.3mm) dia. bolt circle

CWL1420FO



WP2

Hospital Grade Devices

F

Straight Blade Receptacles	F-1, F-2
Straight Blade Single Receptacles	F-3
Tamper Resistant Duplex Safety Receptacles	F-4
Decorator Hospital Grade Straight Blade Receptacles	F-5
Hospital Use Mobile X-Ray™ Power-Lock® Devices	F-6
Plugs and Connectors	F-7 – F10
Ground Fault Circuit Interrupters	F-11
Specification Grade SurgeBloc® Surge Protection (TVSS)	F-12
Receptacles with LED Indicators	F-13
Receptacles with LED Indicators and Switched Alarms	F-14
Hospital Grade Receptacles	F-15
Hospital Grade TVSS Receptacles	F-16
Pre-Marked Special Use Wallplates	F-17 – F-19



The unparalleled reliability that distinguishes our line of hospital grade wiring devices results from the combination of quality manufacturing, attention to detail, and design innovation that you'll find in every product.

Unbreakable materials and construction are only part of the story. We enhance the performance of our hospital grade devices with quality features such as solid brass mounting straps, one-piece grounding systems, and our exclusive 5-leaf line contacts found on our duplex receptacles. And our exclusive screw terminal guards put a solid insulating barrier between the receptacle screw terminals and adjacent conducting surfaces - helping to protect against short circuits after installation.

In healthcare, where safety is the greatest virtue, Cooper Wiring Devices comes out ahead.



INDUSTRIAL
INSTITUTIONAL

F-Intro-1 HOSPITAL GRADE DEVICES

Our green dot says it all.

In today's sophisticated healthcare environment – where the power to save lives often begins with the electrical system – choosing the right receptacle is more important than ever. Your selection has the potential to affect every piece of a facility's vital equipment. Fortunately, Cooper Wiring Devices' hospital specification grade devices deliver all the design, performance and longevity advantages you need for unparalleled reliability.

Cooper's hospital grade line covers plugs, connectors and receptacles, decorator devices, plus GFCIs, surge suppressors and isolated ground products.

Besides the most durable type construction, Cooper hospital grade devices provide design features that save installation time and deliver top performance. Because of their solid brass mounting strap, one-piece grounding system and triple-wipe line contacts, our receptacles deliver another advantage that enhances both efficiency and safety.

Our exclusive screw terminal guards provide solid insulative barriers – protecting against short circuits during the initial installation, and throughout the receptacles' life cycle. This saves labor, and offers a higher degree of safety than any other receptacle of its kind.

Built rugged enough to merit our Limited Lifetime Warranty, our hospital specification grade receptacles put the power of Cooper behind the power you depend on.



Hospital Grade Devices

The Toughest Hospital Grade Devices You Can Find Have One Name — Cooper.


Cooper Wiring Devices Industrial Specification Grade Receptacles are designed for hard use industrial, institutional and commercial applications demanding long-term reliability, low maintenance cost and assured performance.



INDUSTRIAL
INSTITUTIONAL

F-Intro-2
HOSPITAL GRADE
DEVICES

Front View



Exclusive 5-leaf, solid brass plug blade contacts lower heat rise, provide consistent retention/release and superior electrical performance.

Patented "Screw-Catch™" speeds wallplate installation.

Exclusive screw terminal guards provide fast, easy insulation from conductive surfaces.

High impact and chemical resistant nylon face holds structural integrity, retains appearance; recessed lead-ins speed blade insertion, reducing "scarring" of face.

Wire stripping aid if hand tool isn't at hand.

Tri-head combination brass terminal screws are backed out, staked and afford maximum installation flexibility.

Back View



Tapered lead-in backwiring slots speed securing up to #10 AWG-solid or stranded.

Glass reinforced nylon base provides superior strength and high-heat resistance in contact carrier assembly.

Solid one-piece brass grounding systems assures ground integrity under heaviest abuse.

Extra-long mounting straps help secure installation in poorly cut wall openings.



Hospital Grade Straight Blade Receptacles

2 Pole, 3 Wire Grounding
15A 125V, 20A 125V
15A 250V, 20A 250V


Duplex and Single Receptacles

FEATURES


- Exclusive 5-leaf nickel-plated brass line contacts ensure lowest heat rise, smooth plug blade insertion, long-term retention and corrosion resistance.
- Rigid, glass reinforced nylon base lends ultimate strength and superior high heat resistance in contact carrier.
- Unique screw terminal guards provide fast, easy insulation from conductive surfaces.
- 0.050" (1.27mm) solid brass, nickel-plated mounting strap with non-riveted, integral one-piece grounding system for highest durability – assures superior ground integrity and corrosion resistance under heaviest use.
- High impact and chemical-resistant nylon face.
- Tapered lead-in slots on back wiring holes assist in gathering stranded wires for faster, more secure connections.
- All terminal (H-N-G) and mounting screws nickel-plated, triple combination (slot/Phillips/Robertson) head for superior corrosion resistance and maximum flexibility.
- Long, broad mounting strap helps reach large panel cutouts for Code compliance.
- Automatic grounding system eliminates need for bonding jumper in grounded metal enclosure, provides redundant measure of ground continuity where jumper used.
- Screw-Catch™ feature on duplex devices speeds mounting of wallplates.
- Long-life neon bulb in illuminated devices easily identifies emergency circuits.

INDUSTRIAL
INSTITUTIONAL

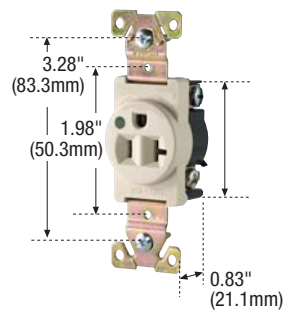
F-1 HOSPITAL GRADE DEVICES



8200



8300



8310

Back and Side Wire

Rating A	V/AC	NEMA	Color	Catalog No.		
				Duplex	Duplex Illuminated	Single†
15	125	5-15R	Black	8200BK	—	—
			Brown	8200B	—	8210B
			Gray	8200GY	—	8210GY
			Red	8200RD	8200LTRD	8210RD
			Ivory	8200V	8200LTV	8210V
			White	8200W	8200LTW	8210W
20	125	5-20R	Black	8300BK	—	—
			Brown	8300B	—	8310B
			Gray	8300GY	—	8310GY
			Red	8300RD	8300LTRD	8310RD
			Ivory	8300V	8300LTV	8310V
			White	8300W	8300LTW	8310W
15	250	6-15R	Ivory	8600V*	—	8610V*
			White	8600W*	—	8610W*
20	250	6-20R	Brown	8400B*	—	8410B*
			Gray	8400GY*	—	8410GY*
			Red	8400RD*	—	8410RD*
			Ivory	8400V*	—	8410V*
			White	8400W*	—	8410W*

*Not NOM certified

†Single receptacles meet all UL, CSA & Federal Specifications, but differ in design and construction from duplexes noted above.



5-15R



5-20R



6-15R



6-20R

TESTING & CODE COMPLIANCE

- Meets all UL 498 Hospital Grade requirements, Federal Specs. WC-596G
- UL Listed, (file no. E15058).
- CSA Certified, (file no. 6914 (6233-01)), Meets all CSA requirements, C22.2 no. 42.
- NOM Certified, except as noted.

MATERIAL CHARACTERISTICS

Meets flammability requirements per UL 94, V2 rated. Temperature Rating: Duplex receptacles: -20° C to 70 °C; Single receptacles: -20° C to 60° C.

Hospital Grade Straight Blade Receptacles

2 Pole, 3 Wire Grounding
15A 125V, 20A 125V




Duplex Receptacles – Compact Design

FEATURES

- Sturdy, compact design delivers full hospital grade performance, lower profile.
- Unique screw terminal guards provide fast, easy insulation from conductive surfaces.
- Heavy gauge, 0.037" (0.94mm) triple-wipe brass line contacts provide excellent long-term plug blade retention.
- High impact and chemical-resistant nylon face.
- Long, broad mounting strap helps reach large panel cutouts for Code compliance.
- Automatic grounding system eliminates need for bonding jumper in grounded metal enclosure, provides redundant measure of ground continuity where jumper used.
- Screw-Catch™ feature on device speeds mounting of wallplates.

Back and Side Wire

Rating					
A	V/AC	NEMA	Color	Catalog No.	
15	125	5-15R	Brown	8200HB	
			Gray	8200HGY	
			Ivory	8200HV	
			White	8200HW	
20	125	5-20R	Brown	8300HB	
			Gray	8300HGY	
			Ivory	8300HV	
			Red	8300HRD	
			White	8300HW	



8300H

INDUSTRIAL
INSTITUTIONAL

F-2
HOSPITAL GRADE
DEVICES

TESTING & CODE COMPLIANCE

- Listed to UL 498, meets Federal Specs. WC-596 (file no. E15058).
- Meets all CSA requirements, C22.2 no. 42 (file no. 6914 (6233-01)).

MATERIAL CHARACTERISTICS

Meets flammability requirements per UL 94, V2 rated.
Temperature Rating: -20° C to 70 °C.



5-15R



5-20R



Hospital Grade Straight Blade Single Receptacles

2 Pole, 3 Wire Grounding
15A 125V, 20A 125V
15A 250V, 20A 250V


Single Receptacles – Special Use Panel-Mount Devices

FEATURES

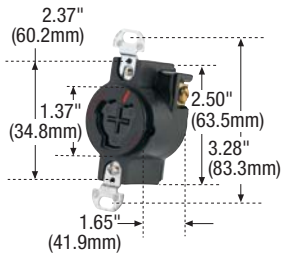
- Heavy gauge, 0.037" (0.94mm) triple-wipe brass line contacts provide excellent long-term plug blade retention.
- Wrap-around mounting strap locked into base of device.
- High impact and chemical-resistant nylon body & face.
- 1.9375" (49.21mm) center-to-center mounting distances are tapped #8-32.

INDUSTRIAL
INSTITUTIONAL

F-3 HOSPITAL GRADE DEVICES



8310M



23050

TESTING & CODE COMPLIANCE

- UL Listed to 498 (file no. E2369).
- CSA Certified to C22.2 no. 42 (file no. LR7087).

MATERIAL CHARACTERISTICS

Nylon, glass filled, except: 8210 & 8310 MB/MV: Nylon.
Environmental:
Flammability per UL94 requirements:
VO rated, except: 8210 & 8310 MB/MV: V2 rated.
Temperature Rating:
-40°C to 105°C, except: 8210 & 8310 MB/MV:
-40°C to 75°C.

Back and Side Wire – Short Strap

Rating A	V/AC	NEMA	Description	Color	Catalog No.
15	125	5-15R	Short strap 1.9375" (49.21mm) center to center spacing	Brown	8210MB
			Short strap 1.9375" (49.21mm) center to center spacing	Ivory	8210MV
20	125	5-20R	Short strap 1.9375" (49.21mm) center to center spacing	Brown	8310MB
			Short strap 1.9375" (49.21mm) center to center spacing	Ivory	8310MV

"Hospital Only" Receptacles

FEATURES

- Fits all standard single receptacle wallplates.
- Binding screw type, for side wiring.

Back and Side Wire – Short Strap

Rating A	V/AC	Configuration	Description	Color	Catalog No.
20	125	2 Pole, 3 Wire	Hospital Use	Black	23050

IMPORTANT NOTE: Catalog No. 23050 is not designed for use in hazardous areas.



5-15R



5-20R

Hospital Grade Tamper Resistant Duplex Safety Receptacles

2 Pole, 3 Wire Grounding
15A 125V, 20A 125V



INDUSTRIAL
INSTITUTIONAL

F-4
HOSPITAL GRADE
DEVICES

TESTING & CODE COMPLIANCE

- Meets all UL 498 requirements, UL Listed, (file no. E140596)
- CSA certified to C22.2 no. 42 (file no. LR7087).

MATERIAL CHARACTERISTICS

Environmental:
Flammability per UL 94 requirements, V2 rated.
Temperature Rating:
-40°C to 70°C.


Duplex Receptacles – Tamper Resistant

FEATURES

- Patented, spring-loaded mechanical shutter system provides reliable tamper resistance.
- Provides compliance to NEC® Art. 517.18(c) specifications of tamper resistant outlets in pediatric care locations.
- Triple-wipe brass line contacts provide excellent long-term plug blade retention.
- All terminal (H-N-G) and mounting screws combination (slot/Phillips) head.
- High impact and chemical-resistant nylon face.
- Automatic grounding system eliminates need for bonding jumper in grounded metal enclosure, provides redundant measure of ground continuity where jumper used.

Back and Side Wire

Rating		NEMA	Color	Catalog No.
A	V/AC			
15	125	5-15R	Brown	TR8200B
			Gray	TR8200GY
			Ivory	TR8200V
			Red	TR8200RD
			White	TR8200W
20	125	5-20R	Brown	TR8300B
			Gray	TR8300GY
			Ivory	TR8300V
			Red	TR8300RD
			White	TR8300W



5-15R



5-20R



Hospital Grade Decorator Straight Blade Receptacles

2Pole, 3 Wire Grounding and Isolated Ground
15A 125V, 20A 125V

INDUSTRIAL
INSTITUTIONAL

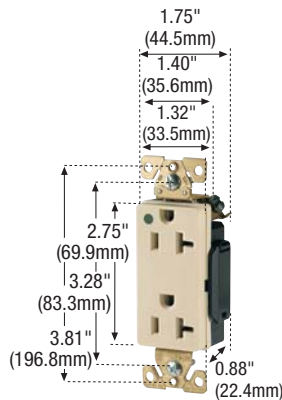
F-5 HOSPITAL GRADE DEVICES

TESTING & CODE COMPLIANCE


- Meets all UL 498 "Hospital Grade" requirements. (file no. E15058) Fed. Specs. WC-596G
- CSA Certified, (file no. 6914 (6233-01))
- Meets all CSA requirements, C22.2 no. 42
- NOM Certified.

MATERIAL CHARACTERISTICS

Meets flammability requirements per UL94, V2 rated. Temperature Rating: -20°C to 70°C.



IG8362



IG8362RN

Duplex Receptacles

FEATURES

- Exclusive 5-leaf brass line contacts ensure lowest heat rise, smooth plug blade insertion, long-term retention and corrosion resistance.
- Rigid, glass reinforced nylon base lends ultimate strength and superior high heat resistance in contact carrier.
- Unique screw terminal guards provide fast, easy insulation from conductive surfaces.
- 0.050" (1.27mm) solid brass, nickel-plated mounting strap with non-riveted, integral one-piece grounding system for highest durability – assures superior ground integrity and corrosion resistance under heaviest use.
- High impact and chemical-resistant nylon face.
- Tapered back wiring lead-in slots assist in gathering stranded wires for faster, more secure connections.
- All terminal (H-N-G) and mounting screws triple combination (slot/Phillips/Robertson) head for superior corrosion resistance and maximum installer flexibility.
- Long, broad mounting strap helps reach large panel cutouts for Code compliance.
- Automatic grounding system eliminates need for bonding jumper in grounded metal enclosure, provides redundant measure of ground continuity where jumper used.
- Long-life neon bulb in illuminated devices easily locates emergency circuits.

Back and Side Wire

Rating A	V	NEMA	Color	Catalog No.	
				Duplex	Duplex Illuminated
15	125	5-15R	Black	8262BK	—
			Brown	8262B	—
			Gray	8262GY	8262LTGY
			Red	8262RD	8262LTRD
			Ivory	8262V	8262LTV
			White	8262W	8262LTW
20	125	5-20R	Black	8362BK	—
			Brown	8362B	—
			Gray	8362GY	8362LTGY
			Red	8362RD	8362LTRD
			Ivory	8362V	8362LTV
			White	8362W	8362LTW

Back and Side Wire – Isolated Ground

Rating A	V	NEMA	Color	Catalog No. Duplex
15	125	5-15R	Orange	IG8262RN
			Ivory	IG8262V
20	125	5-20R	Orange	IG8362RN
			Ivory	IG8362V



5-15R



5-20R



6-15R



6-20R

Hospital Use Mobile X-Ray™ Power-Lock® Devices

2 Pole,
3 Wire Grounding
50A 250V
60A 250V



INDUSTRIAL
INSTITUTIONAL

F-6
HOSPITAL GRADE
DEVICES

TESTING & CODE COMPLIANCE
· Listed to UL 498 for receptacle assemblies (file no. E2369), for plugs (file no. E3663) 25509 is not UL Listed.

MATERIAL CHARACTERISTICS
Nylon, Glass Filled Environmental: Flammability per UL94 requirements: V0 rated. Temperature Rating: -40°C to 105°C.

Hospital Use Mobile X-Ray Power-Lock® Devices

FEATURES

These devices meet the requirements of hospital standards for non-interchangeability with regular wiring devices. Power-Lock X-ray receptacles are designed to prevent accidental insertion of plugs from other electrical equipment. Likewise, the

Power-Lock X-ray plugs can only be inserted into X-ray receptacles. These X-ray devices meet industry standards and are interchangeable with X-ray devices of the same rating.

Hospital Use Power-Lock® Receptacles

FEATURES

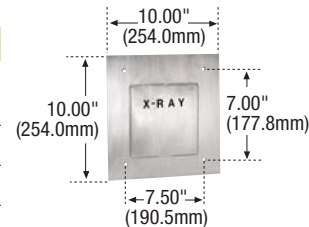
- Fiberglass reinforced nylon interior.
- 12" (304.8mm), #6 AWG Wire Leads.

Receptacles - Stainless Steel Plate Assembly


Rating	V/AC	Description	Color	Catalog No.
50	250	Receptacle and plate	Stainless steel	25505
60	250	Receptacle and plate	Stainless steel	25605

Receptacles - Cast Aluminum Plate Assembly

Rating	V/AC	Description	Color	Catalog No.
50	250	Receptacle and plate	Gray	25503
60	250	Receptacle and plate	Gray	25603



25605



25603

Hospital Use Power-Lock® Plugs

FEATURES

- Fiberglass reinforced nylon interior.
- Pressure type terminals.
- Gray epoxy finish provides insulated shell.

Plugs - Back Wired "Dead-Front" Design

Rating	V/AC	Description	Cord Diameter	Color	Catalog No.
50	250	Less epoxy kit	0.750" (19.1mm) - 1.250" (31.8mm)	Gray	25525 Δ
		With epoxy kit	0.750" (19.1mm) - 1.250" (31.8mm)	Gray	25515* Δ
60	250	Less epoxy kit	0.750" (19.1mm) - 1.250" (31.8mm)	Gray	25625
		With epoxy kit	0.750" (19.1mm) - 1.250" (31.8mm)	Gray	25615*



25515

Hospital Use Power-Lock® Wall Box

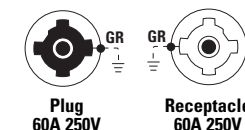
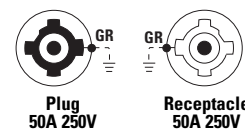
FEATURES

- Accommodates 50A or 60A receptacles.
- Gray enamel finish.
- KO sizes 1.25" (31.85mm), 1.50" (38.1mm) and 2" (50.8mm).

Wall Box - Stamped Steel

Description	Color	Catalog No.
Wall Box	Gray	25509

*Epoxy kit is used to fill air spaces in plug after wiring, to prevent entrance of moisture, dirt and gases. Δ Fits both 50A and 60A X-ray receptacles.





Hospital Grade Plugs and Connectors

2 Pole, 3 Wire Grounding
NEMA 5-15, 15A 125V
NEMA 6-15, 15A 250V
NEMA 5-20, 20A 125V
NEMA 6-20, 20A 250V


Safety Grip™ Nylon Plugs and Connectors

FEATURES


- Marked "Hospital Grade" and identified with "green dot" symbol.
- Nylon back-wired Dead-Front construction.
- Neoprene gasket seals cord hole on straight plugs and connectors.
- Dual range cord grip clamps on straight plugs and connectors.
- Combination head screws: U.S. Phillips/slotted; Canadian Robertson/slotted.
- Add "-C" to catalog numbers for Canadian screws.

COMMERCIAL
 INDUSTRIAL
 INSTITUTIONAL

F-7 HOSPITAL GRADE DEVICES



6266HGC



6265HGC

Safety Grip™ Plugs and Connectors

Rating A	V/AC	NEMA	Description	Cord Diameter	Body Color	Catalog No.	
						Plug	Connector
15	125	5-15	Straight	0.300-0.656" (7.62-16.7mm)	Black & White	6266HG	6269HG
			Straight		Clear	6266HGC	6269HGC
			Angle		Clear	6265HGC	—
15	250	6-15	Angle	0.300-0.656" (7.62-16.7mm)	Black & White	6665HG	—
			Angle		Clear	6665HGC	—
20	125	5-20	Straight	0.300-0.656" (7.62-16.7mm)	Black & White	6766HG	6769HG*
			Angle		Black & White	6765HG	—
			Angle		Clear	6765HGC	—
20	250	6-20	Angle	0.300-0.656" (7.62-16.7mm)	Black & White	6865HG	—
			Angle		Clear	6865HGC	—

* Not CSA certified

TESTING & CODE COMPLIANCE

- Listed to UL 498 (file no. E3663),
- UL verified to Federal Spec. WC-596F,
- CSA Certified to C22.2 no. 42 (file no. LR7087), except as noted.

MATERIAL CHARACTERISTICS

Nylon; clear devices are Nylon and polycarbonate.
 Temperature Rating:
 -40°C to 75°C.



5-15P



5-15R



5-20P



5-20R



6-15P



6-15R



6-20P



6-20R

Hospital Grade Plugs and Connectors

2 Pole, 3 Wire Grounding
NEMA 5-15, 15A 125V
NEMA 5-20, 20A 125V



COMMERCIAL
INDUSTRIAL
INSTITUTIONAL

F-8 HOSPITAL GRADE DEVICES

AutoGrip™ Nylon Plugs and Connectors

FEATURES

- Neoprene gasket seals cord hole opening
- Automatic cord grip assembly clamps the flexible cord to reduce wiring time
- All thermoplastic construction reduces breakage.
- Combination head screws: U.S. Phillips/slotted; Canadian Robertson/slotted.
- Back wired Dead-Front design.
- Add "-C" to catalog numbers for Canadian screws.

AutoGrip™ Plugs and Connectors

Rating		Description	Cord Diameter	Body Color	Catalog No.		
A	V/AC NEMA				Plug	Connector	
15	125	5-15	Straight	0.300-0.656" (7.62-16.7mm)	Black & White	5266NHG	5269NHG
				0.300-0.656" (7.62-16.7mm)	Clear	5266NHGC	5269NHGC
				0.300-0.656" (7.62-16.7mm)	Orange	IG5266NHG	—
20	125	5-20	Straight	0.300-0.656" (7.62-16.7mm)	Black & White	5366NHG	5369NHG*
				0.300-0.656" (7.62-16.7mm)	Clear	5366NHGC	5369NHGC*

* Not CSA certified



5266NHGC



5369NHGC



5-20P



5-20R



5-15P



5-15R

TESTING & CODE COMPLIANCE

- Listed to UL 498 (file no. E3663),
- UL verified to Federal Spec. WC-596F,
- CSA Certified to C22.2 no. 42 (file no. LR7087), except as noted.

MATERIAL CHARACTERISTICS

Nylon; clear devices are Nylon and polycarbonate.
Temperature Rating: -40°C to 75°C.



Hospital Grade Plugs and Connectors

2 Pole, 3 Wire Grounding
NEMA 5-15, 15A 125V
NEMA 6-15, 15A 250V
NEMA 5-20, 20A 125V
NEMA 6-20, 20A 250V

Quickeze® Nylon Plugs

FEATURES

- Twist on cover – eliminates exposed assembly screws.
- Nylon Dead-Front construction.
- Back wired clamp type terminals.
- Fast wiring design – terminals located on one side only.
- Nylon suitable for 75°C/158°F continuous use.


Quickeze® Plugs

Rating	A	V/AC	NEMA	Description	Cord Diameter	Body Color	Catalog No. Plug
15	125	5-15	Straight		0.300-0.656" (7.62-16.7mm)	Gray	8115V
					0.300-0.656" (7.62-16.7mm)	White	8115VW
					0.300-0.656" (7.62-16.7mm)	Black	8115VBK
15	250	6-15	Straight	0.300-0.656" (7.62-16.7mm)	Gray	8364V	
20	250	5-20	Straight	0.300-0.656" (7.62-16.7mm)	Gray	8666V	
20	250	6-20	Straight	0.300-0.656" (7.62-16.7mm)	Gray	8466V	


* Not CSA certified

INDUSTRIAL
INSTITUTIONAL

F-9 HOSPITAL GRADE DEVICES



8115V



8666V


Quick Grip™ Nylon Dead-Front Plug

FEATURES

- One piece design and quick drive screws for fast wiring.
- Combination head screws: Phillips/Robertson/slotted.

Quick Grip™ Dead-Front Plug

Rating	A	V/AC	NEMA	Description	Cord Diameter	Body Color	Catalog No. Plug
15	125	5-15	Straight	0.220-0.660" (5.6-16.8mm)	Gray	8115GY	



8115GY

TESTING & CODE COMPLIANCE

- Listed to UL 498 (file no. E3663), except 8115GY: (file no. E146159).
- CSA Certified to C22.2 no. 42 (file LR7087), except 8115GY: (file no. LR1765).

MATERIAL CHARACTERISTICS

Nylon.
 Temperature Rating:
 -40°C to 95°C
 except for 8115GY:
 -40°C to 75°C.



5-15P



6-15P



5-20P



6-20P

Hospital Grade Plugs and Connectors

2 Pole, 3 Wire Grounding
NEMA 5-15, 15A 125V
NEMA 6-15, 15A 250V
NEMA 5-20, 20A 125V
NEMA 6-20, 20A 250V



INDUSTRIAL
INSTITUTIONAL

F-10 HOSPITAL GRADE DEVICES

Thermoplastic Hospital Grade Plugs and Connectors

FEATURES

- High impact-resistant thermoplastic housings.
- Assembly screws are speed-threaded and captive, reducing installation time.
- Solid brass plug blades are firmly embedded in body.
- See-through terminal cover and body allows inspection of connections.
- Terminals in individual chambers to positively insulate conductors.
- Clearly marked rating, NEMA configuration and standard compliances (third-party listing) on face of device.
- Terminal screws backed out - ready for wiring.
- Combination slot/Phillips head mounting and terminal screws ease installation with power screwdrivers. (Slot/Robertson screws in Canada where available).

Hospital Grade Plugs and Connectors

Rating		NEMA	Description	Cord Diameter	Body Color	Catalog No.	
A	V/AC					Plug	Connector
15	125	5-15	Straight	0.25-0.69" (6.4-17.5mm)	Clear	8266	8269
20	125	5-20	Straight	0.25-0.69" (6.4-17.5mm)	Clear	8366	8369
15	250	6-15	Straight	0.25-0.69" (6.4-17.5mm)	Clear	8666	8669
20	250	6-20	Straight	0.25-0.69" (6.4-17.5mm)	Clear	8466	8469

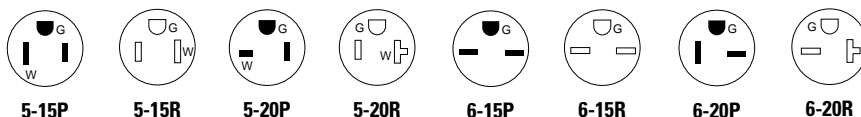


TESTING & CODE COMPLIANCE

- Listed to UL 498 (file no. E15012)
- UL verified to Federal Spec. WC-596.
- CSA Certified, (file no. 2081 (6221-02)). to C22.2 no. 42.
- NOM Certified.

MATERIAL CHARACTERISTICS

Polycarbonate and PVC.
Environmental:
Meets flammability requirements per UL 94, V2 rated.
Temperature Rating:
-20°C to 60°C.





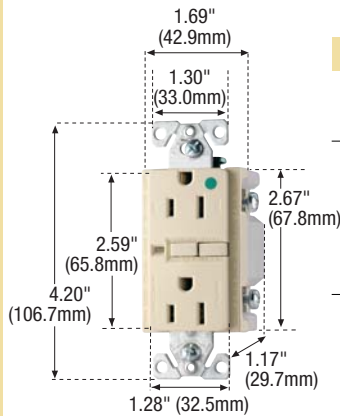
Hospital Grade Ground Fault Circuit Interrupters

**2 Pole, 3 Wire Grounding
20A Feed-Through Rating
15A 125V
20A 125V**

Hospital Grade GFCI

FEATURES

- Patented correct wiring/trip indicator light a standard feature; assures proper line-to-load terminations.
- Meets or exceeds all UL943 (GFCI) & UL498 (receptacles) requirements for Hospital Grade.
- 20 amp feed-through allows full protection of downstream receptacles when wired from load side.
- 8 separate backwiring holes accept up to #10AWG stranded wire, for maximum flexibility.
- Durable, impact-resistant thermoplastic construction.
- Line terminal screws are backed out, staked, ready to wire; load side terminals torqued down for increased prevention of miswiring.
- Device and wallplate mounting screws are captive, speeding installation time.
- Low overall dimensions makes for more room to wire in "crowded box" situations.
- Longest possible mounting strap assures secure, easy mounting and includes an exclusive, built-in wire stripper.
- Color-matched and recessed Test & Reset buttons provide uniform appearance.
- Matching thermoplastic wallplate included.
- Trip threshold (5ma+/-1ma) and response time (0.025 sec.) meets Class A requirements.



HGF15

Back and Side Wire with Standard Size Unbreakable Wallplate

Rating	A	V/AC	NEMA	Description	Color	Catalog No.
15	125	5-15R	Duplex Receptacle	Brown	HGF15B	
				Gray	HGF15GY	
				Ivory	HGF15V	
				Red	HGF15RD	
				White	HGF15W	
20	125	5-20R	Duplex Receptacle	Brown	HGF20B	
				Gray	HGF20GY	
				Ivory	HGF20V	
				Red	HGF20RD	
				White	HGF20W	

INDUSTRIAL
INSTITUTIONAL

F-11 HOSPITAL GRADE DEVICES

TESTING & CODE COMPLIANCE

- UL Listed (file no. E60120). Meets all UL 943 (GFCI) and UL498 (Receptacles) requirements.
- Meets all UL 498 Hospital Grade requirements.
- Meets all CSA requirements, C22.2 no. 144 and no. 42, (file no. 54331 (1451-01))
- NOM Certified

MATERIAL CHARACTERISTICS

Meets flammability requirements per UL 94, V2 rated.
Temperature Rating: -35°C to 66°C.



5-15R



5-20R

Hospital Grade SurgeBloc® Surge Protection (TVSS)

2 Pole, 3 Wire Grounding
15A 125V
20A 125V



INDUSTRIAL
INSTITUTIONAL

F-12 HOSPITAL GRADE DEVICES


Surge Bloc® TVSS Devices

FEATURES

- Provides surge protection for hot to neutral, hot to ground and neutral to ground.
- Exclusive patented replaceable module restores expired surge protection without interruption of power or need to remove and rewire device.
- Audible alarm signals when surge protection has expired.
- Grounding system fully isolated from common building ground.
- Non Isolated Ground version also available.
- Noise protection against EMI and RFI standard.
- High impact-resistant thermoplastic mounting strap.
- Automatic ground will insure wallplate grounding in properly grounded metal enclosure.
- Standard 6" (152.4mm) leads, stripped 0.50" (12.7mm).

Hospital Grade Duplex Receptacle

Wire Leads								
Rating	A	V/AC	NEMA	Clamping Voltage	Joules/MCOV	Maximum Surge Current	Color	Catalog No.
15	125	5-15R	400V	170J/ 150V/AC RMS	12kA per mode	Ivory White	1308V 1308W	
20	125	5-20R	400V	170J/ 150V/AC RMS	12kA per mode	Ivory White	1310V 1310W	



1310



5-15R



5-20R

TESTING & CODE COMPLIANCE

- Meets all appropriate UL1449 and UL498 requirements. (file no. E15058) Fed. Spec. WC-596.
- Meets all CSA requirements, C22.2 no. 42, file #6914 (6233-01)
- For replaceable module: UL (file no. E102018).

MATERIAL CHARACTERISTICS

Meets flammability requirements per UL94, V2 rated.



Hospital Grade Receptacles with LED Indicators

2 Pole, 3 Wire Grounding
15A 125V
20A 125V


Receptacles with LED Indicators

FEATURES

- Provides surge protection for hot to neutral, hot to ground and neutral to ground.
- High impact thermoplastic construction.
- 8-hole back & side wired.
- Shallow depth for easy installation.
- LED indicators to verify surge protection and ground.

INDUSTRIAL
INSTITUTIONAL


F-13 HOSPITAL GRADE DEVICES



Hospital Grade Receptacles with LED Indicators

Back and Side Wire

Rating A	V/AC	NEMA	Clamping Voltage	Joules/ MCOV	Maximum Surge Current	Color	Catalog No.
15	125	5-15R	400V	280J/ 150V/AC RMS	18kA per mode	Blue	5250HGBLS
						Brown	5250HGBS
						Gray	5250HGGYS
						Ivory	5250HGVS
						Red	5250HGRDS
White	5250HGWS						
20	125	5-20R	400V	280J/ 150V/AC RMS	18kA per mode	Blue	5350HGBLS
						Brown	5350HGBS
						Gray	5350HGGYS
						Ivory	5350HGVS
						Red	5350HGRDS
White	5350HGWS						



Hospital Grade Receptacles with LED Indicators - Isolated Ground

Back and Side Wire

Rating A	V/AC	NEMA	Clamping Voltage	Joules/ MCOV	Maximum Surge Current	Color	Catalog No.
15	125	5-15R	400V	280J/ 150V/AC RMS	18kA per mode	Blue	IG5250HGBLS
						Brown	IG5250HGBS
						Gray	IG5250HGGYS
						Ivory	IG5250HGVS
						Orange	IG5250HGRNS
						Red	IG5250HGRDS
White	IG5250HGWS						
20	125	5-20R	400V	280J/ 150V/AC RMS	18kA per mode	Blue	IG5350HGBLS
						Brown	IG5350HGBS
						Gray	IG5350HGGYS
						Ivory	IG5350HGVS
						Orange	IG5350HGRNS
						Red	IG5350HGRDS
White	IG5350HGWS						

TESTING & CODE COMPLIANCE

- Meets all appropriate UL1449 (file no. 2369) and UL498 requirements
- CSA Listed (file no. LR7087)

MATERIAL CHARACTERISTICS

Environmental:
Flammability per UL94 requirements, V2 rated.



5-15R



5-20R

Hospital Grade Receptacles with LED Indicators and Switched Alarms

2 Pole, 3 Wire Grounding
15A 125V
20A 125V



INDUSTRIAL INSTITUTIONAL

F-14 HOSPITAL GRADE DEVICES

TESTING & CODE COMPLIANCE

- Meets all appropriate UL1449 (file no. 2369) and UL498 requirements
- CSA Listed (file no. LR7087)

MATERIAL CHARACTERISTICS

Environmental:
Flammability per UL94 requirements, V2 rated.

Receptacles with LED Indicators and Switched Alarm


FEATURES

- Provides surge protection for hot to neutral, hot to ground and neutral to ground.
- High impact thermoplastic construction.
- 8-hole back & side wired.
- Shallow depth for easy installation.
- LED indicators to verify surge protection and ground.
- Audible alarm indicates bad ground connection or surge protection has expired (on models with alarm only).

Hospital Grade Receptacles with LED Indicators & Alarm

Back and Side Wire

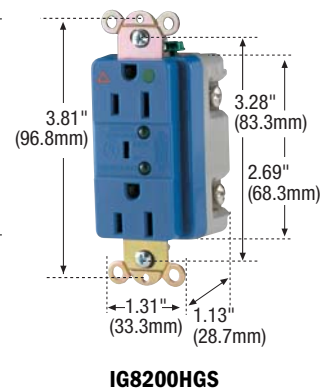
Rating A	V/AC	NEMA	Clamping Voltage	Joules/MCOV	Maximum Surge Current	Color	Catalog No.
15	125	5-15R	400V	280J/ 150V/AC RMS	18kA per mode	Blue	8200BLS
						Brown	8200BS
						Gray	8200GYS
						Ivory	8200VS
						Red	8200RDS
20	125	5-20R	400V	280J/ 150V/AC RMS	18kA per mode	Blue	8300BLS
						Brown	8300BS
						Gray	8300GYS
						Ivory	8300VS
						Red	8300RDS
						White	8200WS
						White	8300WS



Hospital Grade Receptacles with LED Indicators & Alarm - Isolated Ground

Back and Side Wire

Rating A	V/AC	NEMA	Clamping Voltage	Joules/MCOV	Maximum Surge Current	Color	Catalog No.
15	125	5-15R	400V	280J/ 150V/AC RMS	18kA per mode	Blue	IG8200HGBLS
						Brown	IG8200HGBS
						Gray	IG8200HGGYS
						Ivory	IG8200HGVS
						Orange	IG8200HGRNS
20	125	5-20R	400V	280J/ 150V/AC RMS	18kA per mode	Blue	IG8300HGBLS
						Brown	IG8300HGBS
						Gray	IG8300HGGYS
						Ivory	IG8300HGVS
						Orange	IG8300HGRNS
						Red	IG8200HGRDS
						White	IG8200HGWS
						Red	IG8300HGRDS
						White	IG8300HGWS



5-15R



5-20R



INDUSTRIAL
INSTITUTIONAL

F-15 HOSPITAL GRADE DEVICES



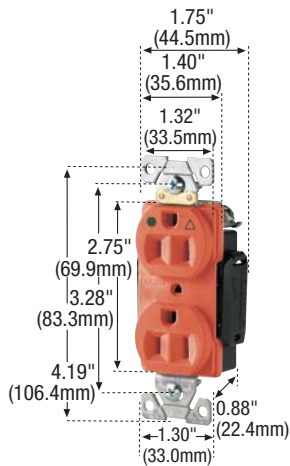
Hospital Grade Receptacles

2 Pole, 3 Wire Grounding
15A 125V, 20A 125V
15A 250V, 20A 250V


Hospital Grade Receptacles – Isolated Ground

FEATURES


- Exclusive 5-leaf brass line contacts ensure lowest heat rise, smooth plug blade insertion and long-term retention.
- Rigid, glass reinforced nylon base lends ultimate strength and superior high heat resistance in contact carrier.
- Unique screw terminal guards provide fast, easy insulation from conductive surfaces.
- Exclusive 0.030" (0.76mm) solid brass, non-riveted, integral one-piece isolated grounding shunt system assures ground integrity under heaviest use – isolated from common building ground.
- High impact and chemical-resistant nylon face.
- Tapered lead-in slots on back wiring holes assist in gathering stranded wires for faster, more secure connections.
- All terminal (H-N-G) and mounting screws triple combination (slot/Phillips/Robertson) head for maximum installer flexibility.
- Long, broad mounting strap helps reach large panel cutouts for Code compliance.
- Automatic grounding system eliminates need for bonding jumper in grounded metal enclosure, provides redundant measure of ground continuity where jumper used.
- Screw-Catch™ feature on duplex devices speeds mounting of wallplates.



IG8200



IG8210



IG8262

Hospital Grade – Isolated Ground

Side and Back Wire

Rating	A	V/AC	NEMA	Colors	Catalog No.	
					Duplex	Single*
15	125	5-15R	Gray Orange Red Ivory White	IG8200GY	IG8210RN	
				IG8200RN		
				IG8200RD		
				IG8200V		
				IG8200W		
20	125	5-20R	Gray Orange Red Ivory White	IG8300GY	IG8310RN	
				IG8300RN		
				IG8300RD		
				IG8300V IG8300W		
15	250	6-15R	Orange	IG8600RN	IG8610RN	
				IG8400RN		
20	250	6-20R	Orange	IG8400RN	IG8410RN	

*Single receptacles meets all UL, CSA & Federal Specifications, but differ in design and construction from duplex receptacles.

Hospital Decorator Duplex Receptacles – Isolated Ground

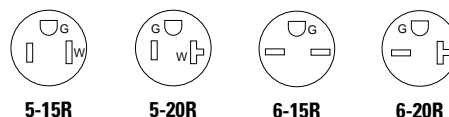
Rating	A	V/AC	NEMA	Colors	Catalog No.
15	125	5-15R	Ivory Orange		IG8262V
					IG8262RN
20	250	5-20R	Ivory Orange		IG8362V
					IG8362RN

TESTING & CODE COMPLIANCE

- UL Listed to 498, (file no. E3663)
- CSA Certified to C22.2 no. 42 (file no. LR7087)

MATERIAL CHARACTERISTICS

Environmental:
Flammability per UL 94 requirements, V2 rated.
Temperature Rating:
-40°C to 60°C
except as noted.



Hospital Grade TVSS Receptacles

2 Pole, 3 Wire Grounding
15A 125V
20A 125V



INDUSTRIAL
INSTITUTIONAL

F-16
HOSPITAL GRADE
DEVICES

Surge Bloc® TVSS Devices – Isolated Ground


FEATURES

- Provides surge protection for hot to neutral, hot to ground and neutral to ground.
- Exclusive patented replaceable module restores expired surge protection without interruption of power or need to remove and rewire device.
- Audible alarm signals when surge protection has expired; removal of module disables alarm without interrupting power to receptacle.
- Grounding system fully isolated from common building ground.
- Noise protection against EMI and RFI standard.
- High impact-resistant thermoplastic mounting strap.
- Automatic ground will insure wallplate grounding in properly grounded metal enclosure.
- Standard 6" (152.4mm) leads, stripped 0.50" (12.70mm).

Hospital Grade Duplex Receptacle – Isolated Ground

Wire Leads

Rating A	V/AC	NEMA	Clamping Voltage	Joules/ MCOV	Maximum Surge Current	Color	Catalog No.
15	125	5-15R	400V	170J/ 150V/AC RMS	12kA per mode	Blue	IG1308BL
						Ivory	IG1308V
						Red	IG1308RD
20	125	5-20R	400V	170J/ 150V/AC RMS	12kA per mode	Blue	IG1310BL
						Ivory	IG1310V
						Red	IG1310RD



IG1310

Replacement Module

Clamping Voltage	Joules/ MCOV	Color	Catalog No.
400	170J 150V/AC RMS	Ivory	1209V
		White	1209W
		Blue	1209BL
		Red	1209RD
		Gray	1209GY



1209



5-15R



5-20R

TESTING & CODE COMPLIANCE

- Meets all appropriate UL1449 and UL498 requirements. Fed. Spec. WC-596, file #E15058
- Meets all CSA requirements, C22.2 no. 42, file #6914 (6233-01)
- For replaceable module: UL file #E102018

MATERIAL CHARACTERISTICS

Meets flammability requirements per UL94, V2 rated.



INDUSTRIAL
INSTITUTIONAL

F-17

HOSPITAL GRADE DEVICES

TESTING & CODE COMPLIANCE

- UL Listed, UL File #E32003
- Meets current Federal Specs as tested to UL 514
- Meets all CSA requirements, C22.2 no. 42.1; CSA file # 9294 (4413-02).

MATERIAL CHARACTERISTICS

Type 304 Stainless Steel, non-magnetic, 0.032" (0.81mm) nominal thickness, satin finish. This alloy contains 18% chromium and 8% nickel for superior corrosion resistance.

Pre-Marked Special Use Wallplates

Standard
Mid-Size




Pre-Marked Special Use Wallplates

FEATURES




- "Isolated Ground" and "Emergency" plates have 0.188" (4.76 mm) high letters for easy identification.
- Stainless Steel wallplates are engraved.

Stainless Steel Wallplates

Isolated Ground

Description	Catalog No. Standard
 1 Gang Single Receptacle	IG97091
 1 Gang Duplex Receptacle	IG93101
 1 Gang Decorator/GFCI/TVSS	IG97061

Emergency

Description	Catalog No. Standard
 1 Gang Toggle	EM93071
 1 Gang Duplex Receptacle	EM93101
 2 Gang Duplex Receptacle	EM93102

Pre-Marked Special Use Plates

Standard
Mid-Size



INDUSTRIAL
INSTITUTIONAL

F-18 HOSPITAL GRADE DEVICES

TESTING & CODE COMPLIANCE

- UL and cUL Listed, UL File #E33216
- Meets current Federal Specifications as tested to UL 514
- Meets all CSA requirements, C22.2 no. 42.1, CSA file #9294 (4413-02).

MATERIAL CHARACTERISTICS

Meets flammability requirements per UL 94, V2 rated.
Temperature Rating: -40°C to 70°C.

Pre-Marked Special Use Plates

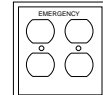
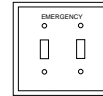
FEATURES

- “Isolated Ground” and “Emergency” plates have 0.188" (4.76 mm) high letters for easy identification.
- Indelible printing on Thermoplastic pre-marked plates guaranteed not to fade, bleed or rub off.

Specification Grade High-Impact Thermoplastic Wallplates

Emergency

Description	Color	Catalog No.	
		Standard	Mid-Size
1 Gang Toggle Switch	Red	EM5134RD	PJ1EM
1 Gang Duplex Receptacle	Red	EM5132RD	PJ8EM
1 Gang Decorator	Red		PJ26EM
2 Gang Toggle Switch	Red	EM5159RD	PJ2EM
2 Gang Duplex	Red		PJ82EM





Pre-Marked Special Use Plates

Standard
Mid-Size




Pre-Marked Special Use Plates

FEATURES



- "Isolated Ground" and "Emergency" plates have 0.188" (4.76 mm) high letters for easy identification.
- Indelible printing on Thermoplastic pre-marked plates guaranteed not to fade, bleed or rub off.

Specification Grade High-Impact Thermoplastic Wallplates



Isolated Ground

	Description	Color	Catalog No.	
			Standard	Mid-Size
	1 Gang Single Receptacle with 1.406" (35.72mm) Hole	Orange Ivory	IG5131RN IG5131V	PJ7IGRN
	1 Gang Duplex Receptacle	Gray Ivory Orange White	IG5132GY IG5132V IG5132RN IG5132W	PJ8IG
	1 Gang Decorator	Orange		PJ26IG

Computer Only

	Description	Color	Catalog No. Mid-Size
	1 Gang Duplex	Ivory White	PJ8COV PJ8COW
	1 Gang Decorator	Blue Ivory White	PJ26COBL PJ26COV PJ26COW

GFCI Protected

	Description	Color	Catalog No. Mid-Size
	1 Gang Duplex	Ivory White	PJ8GFV PJ8GFW
	1 Gang Decorator	Ivory White	PJ26GFV PJ26GFW

INDUSTRIAL
INSTITUTIONAL

F-19
HOSPITAL GRADE
DEVICES

TESTING & CODE COMPLIANCE

- UL and cUL Listed, UL File #E33216
- Meets current Federal Specifications as tested to UL 514
- Meets all CSA requirements, C22.2 no. 42.1, CSA file #9294 (4413-02).

MATERIAL CHARACTERISTICS

Meets flammability requirements per UL 94, V2 rated.
Temperature Rating: -40°C to 70°C.

Pin & Sleeve Devices

G

Pin & Sleeve Devices

G-1 - G-9



Our Series 309 Watertight Pin and Sleeve Devices constitute one of the most complete lines of products in the industry, and they may well be the most rugged as well. Long-time favorites of OEMs and contractors alike, Series 309 devices are recognized for superior performance, durability, and ease of installation. We manufacture a full 20A to 100A line of standard watertight plugs, connectors, receptacles, and inlets, with both fused and non-fused mechanical interlocks. Their sturdy nylon construction is complemented by the highly corrosion-resistant nickel plating we use to protect each pin, sleeve, and contact. Extra large wiring compartments make installation easy. And our deep watertight seal can be wrench tightened for unsurpassed resistance to moisture. All devices are IEC 309 compliant for interchangeability with other IEC 309 devices, but why would you use anything less than a Cooper Wiring Devices Series 309?



INDUSTRIAL

G-Intro-1 PIN & SLEEVE DEVICES

Series 309 Watertight Devices IEC Configuration NEMA 4X, IP66, IEC 309

Our redesigned watertight Series 309 devices meet the world's toughest standards – and yours.

Cooper Wiring Devices' new Series 309 plugs, connectors and receptacles provide safe, reliable power distribution in the most demanding environments. From a food processing plant to a chemical production facility, Series 309 devices exceed customer expectations around the globe. Cooper's Series 309 pin and sleeve devices are newly designed to deliver watertight, heavy-duty performance. Their fast and easy installation has made them a favorite of both OEM's and contractors. Whether your application calls for superior environmental sealing, mechanical locking to prevent accidental

disconnection under load, or high-strength durability, you can count on Series 309.

Designed and manufactured to exceed the rigorous IEC 309-1 and 309-2 watertight performance requirements, Series 309 plugs are interchangeable with all other nonhazardous, UL and cUL listed IEC 309 connectors and receptacles. But while there are other pin & sleeve products that meet IEC 309 standards, compare and you'll find that, feature for feature, none of them can match the durability and convenience of our Series 309.

APPLICATIONS

- Wet locations and hosedown areas.
- Damp or corrosive locations.
- Food processing plants.
- Computer equipment that require a secure power connection.
- Manufacturing locations where vibration, dust, metal chips, water, cleaning solvents or corrosive chemicals are present.
- Agricultural equipment connections that are exposed to the weather.
- Wastewater treatment equipment in flood-prone areas.
- Chemical processing where connections are exposed to chemicals or immersed in liquids.
- Construction sites.
- Shipyards and marinas.
- Restaurant kitchens.
- Where high physical abuse may occur.
- Where secure connection is required.



Series 309 Watertight Devices

IEC Configuration

NEMA 4X, IP66, IEC 309



INDUSTRIAL

G-Intro-2
PIN & SLEEVE
DEVICES

FEATURES

- Voltage color coded for easy identification of mating devices.
- Oversized grounding pin assures mating only with oversized female grounding sleeve. Contacts are staggered so the ground connection always makes first and breaks last.
- Contacts are fully shrouded for mechanical protection.
- IEC 309 watertight rating provides long-term reliability in wet, dirty and muddy applications.
- External keyway for quick alignment and proper polarization.
- Replaceable spring-loaded cover with neoprene gasket on connectors and receptacles provides a watertight seal when the device is not being used.
- Redundant configuration control of voltage/ amperage combinations minimizes the potential of connecting devices with different ratings.
- External mechanical cable clamp with thermoplastic elastomer sealing gland for superior strain relief.
- High-impact thermoplastic housing for abuse resistance.
- Deep-slotted terminal screws for easy, secure conductor terminations.
- Brass contacts with self-cleaning, field-proven multi-lam pressure bands for smooth pin insertion, low heat rise and quality electrical performance.
- Materials selected for use in wet locations; provides corrosion resistance.
- Bayonet-type locking ring on plugs and inlets assures a watertight seal and limits accidental disconnection.
- International configurations available.
- Positive grommet seal system at cord entry uses high hat construction for easy sizing to cord.

Material Characteristics

Component Part	Receptacle	Plug	Connector	Inlet
Housing	nylon 66—flame rating—VØ	nylon 66—flame rating—VØ	nylon 66—flame rating—VØ	nylon 66—flame rating—VØ
Contact carrier	nylon 66—flame rating—VØ	nylon 66—flame rating—VØ	nylon 66—flame rating—VØ	nylon 66—flame rating—VØ
Phase and ground contacts	beryllium copper	—	beryllium copper	—
Phase and ground pins	—	nickel-plated brass	—	nickel-plated brass
Cover—centerpiece	Valox® polybutylene terephthalate flame rating—VØ	—	Valox® polybutylene terephthalate flame rating—VØ	—
Cover spring	stainless steel	—	stainless steel	—
Cover rivet	stainless steel	—	stainless steel	—
Cover gasket	silicone	—	silicone	—
Locking ring	nylon 66—flame rating—VØ	nylon 66—flame rating—VØ	nylon 66—flame rating—VØ	nylon 66—flame rating—VØ
Locking ring gasket	—	HNBR*	—	HNBR*
Flange	nylon 66—flame rating—VØ	—	—	nylon 66—flame rating—VØ
Flange gasket	HNBR*	—	—	HNBR*
External cable grip	—	nylon 66—flame rating—VØ	nylon 66—flame rating—VØ	—
Cable sealing grommet	—	thermoplastic elastomer	thermoplastic elastomer	—
Terminal screws	mild steel—galvanized	mild steel—galvanized	mild steel—galvanized	mild steel—galvanized
Assembly screws	stainless steel	stainless steel	stainless steel	stainless steel

*HNBR—Nitrile rubber with special ozone resistance.

Mechanical Performance

Impact resistance	CSA 22.2, 182.1, UL1682
Cable grip retention	CSA 22.2, 182.1, UL1682

¹ Maximum temperature rise at full current after 50 cycles of overload at 150% of rated current.

² Number of connect and disconnect cycles at full rated current and voltage.

Electrical Performance

Dielectric voltage	3000V
Maximum working voltage	600V (rms)
Current interrupting	16A
Temperature rise	< 45°C ¹
Endurance	5000 ²



Series 309 Watertight Plugs IEC Configuration NEMA 4X, IP66, IEC 309

We meet all standards, but we don't stop there.

We looked at each aspect of the design to see how to make it better. The results are ribbed surfaces for positive handling even in dirty environments, an innovative locking finger on the cord clamp, and numerous

other enhancements. You'll also get the security of shrouded plug contacts with watertight connections, quick-check color-coded mating, and tough impact and corrosion-resistant non-metallic housings.

INDUSTRIAL

G-Intro-3 PIN & SLEEVE DEVICES

Plugs

Flat wrenching surfaces for tightening down on internal bushing, ensuring complete watertight seal at cord entry.

Impact and corrosion-resistant thermoplastic body.

Serrated and ribbed surfaces for positive gripping and handling even in harsh, dirty environments.

Mechanical cord clamp with innovative locking finger ensures a positive strain relief system.



Locking finger seats into web pockets when cord grip is tightened down, securing back cap in place even under heavy usage and vibration.



Nickel-plated brass pins offer long-life corrosion protection. Compression lugs provide reliable mechanical wire termination.



Funneled wiring pockets for ease of inserting stranded wire. Deep pockets marked X, Y, and Z and \oplus keep bare conductors safely confined and isolated from adjacent wires.

Color-coded front housing for easy and accurate identification of mating devices of same voltage.

PLUG AND RECEPTACLE CERTIFICATION & COMPLIANCE

- UL Listed 498, 1682 and 1686, (file no. E3663)
- cUL Listed to CSA Standard C22.2 no. 182.1 (file no. E3663)
- IEC 309-1 and 309-2
- NEMA 4X
- IEC IP66 housings
- VO flame rating
- Temperature Rating: 75°C Max. Continuous -40°C Min. Without impact

Series 309 Watertight Receptacles

IEC Configuration

NEMA 4X, IP66, IEC 309



INDUSTRIAL

G-Intro-4

PIN & SLEEVE DEVICES

Receptacles

Standard mounting footprints fits all existing Cooper Wiring Devices back boxes.


Color-coded cap accurately identifies mating plug of correct voltage.




Lockout/tagout hole for OFF position.

Watertight cap meets NEMA 4x, IP66 hosedown standards.


Impact-Resistant thermoplastic contact carrier provides superior electrical insulation and VØ flammability rating.



Brass contacts with self-cleaning, field-proven multi-lam pressure bands for smooth pin insertion, low heat rise and quality electrical performance.



Funneled wire termination pockets have all screw heads on same side for easy conductor insertion and quick wiring.



PLUG AND RECEPTACLE CERTIFICATION & COMPLIANCE

- UL Listed 498, 1682 and 1686, (file no. E3663)
- cUL Listed to CSA Standard C22.2 no. 182.1 (file no. E3663)
- IEC 309-1 and 309-2
- NEMA 4X
- IEC IP66 housings
- VO flame rating
- Temperature Rating: 75°C Max. Continuous -40°C Min. Without impact



Series 309 Watertight Mechanical Interlocks IEC Configuration NEMA 4X, IP66, IEC 309

All the quality of our plugs and receptacles, plus an extra level of safety.

Series 309 mechanical interlocks include the same attention to detail as our other Series 309 products. For example, the enclosure's cover and body are sealed with a continuous, formed-in place gasket, so there are no seams that leak.

These devices feature mechanically interlocked dead-front receptacles that prevent the plug from being engaged or disengaged under

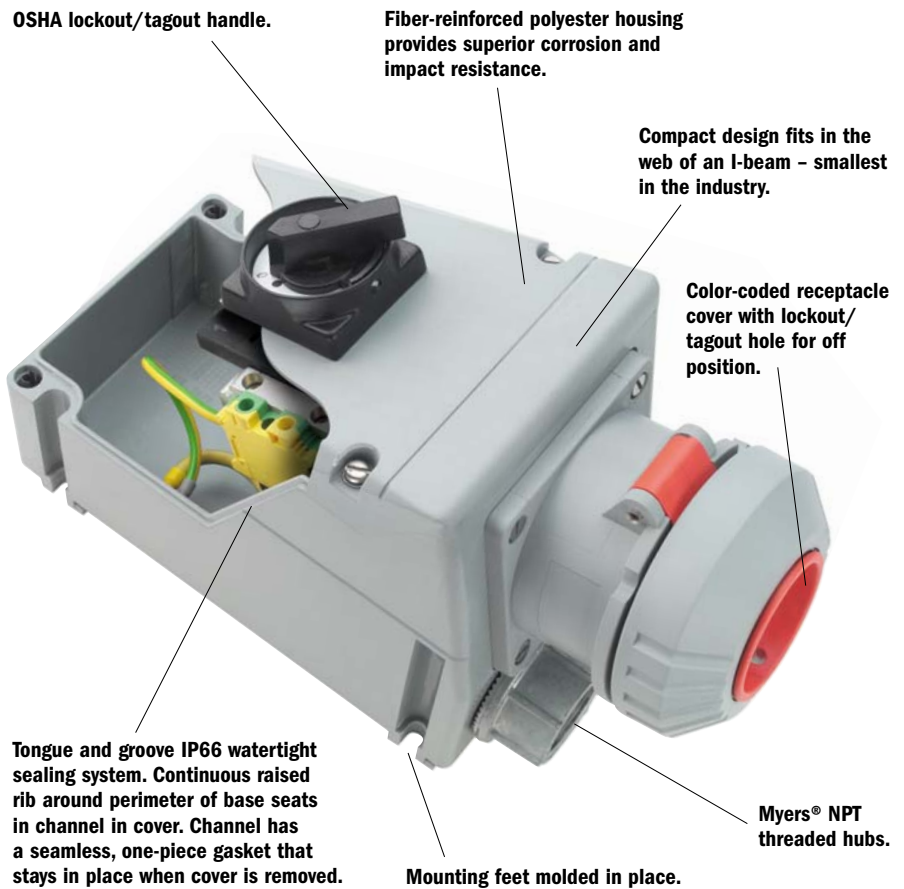
load. They're an excellent choice for supplying power to portable or fixed electrical equipment such as welders, motor generator sets, compressors, conveyors, portable tools, lighting systems and similar equipment in wet or corrosive locations.

The line meets OSHA's lockout/tagout requirements and utilizes industrial switches that are horsepower rated for motor load applications.

INDUSTRIAL

G-Intro-5 PIN & SLEEVE DEVICES

Watertight Mechanical Interlocks



MECHANICAL INTERLOCK CERTIFICATION & COMPLIANCE

- UL Listed 508 and 1682, (file no. E135083)
- cUL Listed to CSA Standard C22.2 no. 14, 182.1 (file no. E135083)
- IEC 309-1 and 309-2
- IEC IP66
- Enclosure type: NEMA 4X
- VO flame rating
- Temperature Rating: 75°C Max. Continuous -40°C Min. Without impact

Myers® is a registered trademark of Cooper Crouse-Hinds.

Series 309 Watertight Mechanical Interlocks IEC Configuration NEMA 4X, IP66, IEC 309




Thick, sturdy walls won't warp from hot and cold water washdown. Maintains gasket seal between cover and box.

Easy to wire. Cover cut-out design allows easy removal and permits full access to internal switch terminations.



Raised mounting pads allow firm mounting to uneven surfaces. Provides water channel between wall and enclosure.



INDUSTRIAL

G-Intro-6 PIN & SLEEVE DEVICES

Features Horsepower-rated Bussmann® Industrial Grade Switch

Our design includes a horsepower-rated Bussmann® switch suitable up to 100A with 50K AIC rating. Auxiliary contacts available.

NEMA 4X, IP66, watertight, meets stringent hosedown requirements for food processing applications.



Horsepower Rating

Amps	Description	250V/AC	Three Phase 480V/AC	600V/AC
20A	Unfused	7.5	15	20
30A	Unfused	10	20	25
30A	Fused	5	10	15
60A	Unfused	20	40	40
60A	Fused	10	30	30
100A	Unfused	25	50	40

Bussmann® is a registered trademark of Cooper Bussmann.

MECHANICAL INTERLOCK CERTIFICATION & COMPLIANCE

- UL Listed 508 and 1682, (file no. E135083)
- cUL Listed to CSA Standard C22.2 no. 14, 182.1 (file no. E135083)
- IEC 309-1 and 309-2
- IEC IP66
- Enclosure type: NEMA 4X
- VO flame rating
- Temperature Rating: 75°C Max. Continuous -40°C Min. Without impact



Pin & Sleeve Devices

Series 309 Watertight Receptacles, Plugs and Connectors
20A and 30A – North American Ratings Series 2
16A and 32A – International Ratings Series 1



Poles and Wires	Configuration	Configuration	Voltage	Receptacle	Plug	Connector
	Recept/Conn	Plug/Inlet				
16 Amp Watertight Pin & Sleeve				Catalog No.		
2P3W			110-120	CW316R4W	CW316P4W	CW316C4W
2P3W			220-240	CW316R6W	CW316P6W	CW316C6W
3P4W			380-415	CW416R6W	CW416P6W	CW416C6W
4P5W			220/380 240/415	CW516R6W	CW516P6W	CW516C6W
20 Amp Watertight Pin & Sleeve				Catalog No.		
2P3W			125	CW320R4W	CW320P4W	CW320C4W
2P3W			250	CW320R6W	CW320P6W	CW320C6W
2P3W			480	CW320R7W	CW320P7W	CW320C7W
3P4W			125/250	CW420R12W	CW420P12W	CW420C12W
3P4W			3Ø250	CW420R9W	CW420P9W	CW420C9W
3P4W			3Ø480	CW420R7W	CW420P7W	CW420C7W
3P4W			3Ø600	CW420R5W	CW420P5W	CW420C5W
4P5W			3ØY120/208	CW520R9W	CW520P9W	CW520C9W
4P5W			3ØY277/480	CW520R7W	CW520P7W	CW520C7W
4P5W			3ØY347/600	CW520R5W	CW520P5W	CW520C5W
30 Amp Watertight Pin & Sleeve				Catalog No.		
2P3W			125	CW330R4W	CW330P4W	CW330C4W
2P3W			250	CW330R6W	CW330P6W	CW330C6W
2P3W			480	CW330R7W	CW330P7W	CW330C7W
3P4W			125/250	CW430R12W	CW430P12W	CW430C12W
3P4W			3Ø250	CW430R9W	CW430P9W	CW430C9W
3P4W			3Ø480	CW430R7W	CW430P7W	CW430C7W
3P4W			3Ø600	CW430R5W	CW430P5W	CW430C5W
4P5W			3ØY120/208	CW530R9W	CW530P9W	CW530C9W
4P5W			3ØY277/480	CW530R7W	CW530P7W	CW530C7W
4P5W			3ØY347/600	CW530R5W	CW530P5W	CW530C5W
32 Amp Watertight Pin & Sleeve				Catalog No.		
2P3W			110-120	CW332R4W	CW332P4W	CW332C4W
2P3W			220-240	CW332R6W	CW332P6W	CW332C6W
3P4W			380-415	CW432R6W	CW432P6W	CW432C6W
4P5W			220/380	CW532R6W	CW532P6W	CW532C6W

INDUSTRIAL

G-1
PIN & SLEEVE
DEVICES

Pin & Sleeve Devices

Series 309 Watertight Inlets, Fused and Unfused Interlocks
20A and 30A – North American Ratings Series 2
16A and 32A – International Ratings Series 1



INDUSTRIAL

G-2 PIN & SLEEVE DEVICES

Poles and Wires	Configuration Recept/Conn	Plug/Inlet	Voltage	Inlet	Interlock Fused	Interlock† Unfused
16 Amp Watertight Pin & Sleeve				Catalog No.		
2P3W			110-120	CW316B4W	–	CW316MI4W
2P3W			220-240	CW316B6W	–	CW316MI6W
3P4W			380-415	CW416B6W	–	CW416MI6W
4P5W			220/380 240/415	CW516B6W	–	CW516MI6W
20 Amp Watertight Pin & Sleeve				Catalog No.		
2P3W			125	CW320B4W	–	CW320MI4W
2P3W			250	CW320B6W	–	CW320MI6W
2P3W			480	CW320B7W	–	CW320MI7W
3P4W			125/250	CW420B12W	–	CW420MI12W
3P4W			3Ø250	CW420B9W	–	CW420MI9W
3P4W			3Ø480	CW420B7W	–	CW420MI7W
3P4W			3Ø600	CW420B5W	–	CW420MI5W
4P5W			3ØY120/208	CW520B9W	–	CW520MI9W
4P5W			3ØY277/480	CW520B7W	–	CW520MI7W
4P5W			3ØY347/600	CW520B5W	–	CW520MI5W
30 Amp Watertight Pin & Sleeve				Catalog No.		
2P3W			125	CW330B4W	–	CW330MI4W
2P3W			250	CW330B6W	–	CW330MI6W
2P3W			480	CW330B7W	–	CW330MI7W
3P4W			125/250	CW430B12W	–	CW430MI12W
3P4W			3Ø250	CW430B9W	CW430MIF9W	CW430MI9W
3P4W			3Ø480	CW430B7W	CW430MIF7W	CW430MI7W
3P4W			3Ø600	CW430B5W	CW430MIF5W	CW430MI5W
4P5W			3ØY120/208	CW530B9W	–	CW530MI9W
4P5W			3ØY277/480	CW530B7W	–	CW530MI7W
4P5W			3ØY347/600	CW530B5W	–	CW530MI5W
32 Amp Watertight Pin & Sleeve				Catalog No.		
2P3W			110-120	CW332B4W	–	CW332MI4W
2P3W			220-240	CW332B6W	–	CW332MI6W
3P4W			380-415	CW432B6W	–	CW432MI6W
4P5W			220/380	CW532B6W	–	CW532MI6W

† Note: Interlocks are available with an auxiliary switch. To order insert "A" after MI in the catalog number (e.g., CW420MIA5W).



INDUSTRIAL

G-3
PIN & SLEEVE
DEVICES

Pin & Sleeve Devices

**Series 309 Watertight
Receptacles, Plugs and Connectors**
60A and 100A – North American Ratings Series 2
63A and 125A – International Ratings Series 1



Poles and Wires	Configuration		Voltage	Receptacle	Plug	Connector
	Recept/Conn	Plug/Inlet				
60 Amp Watertight Pin & Sleeve				Catalog No.		
2P3W			125	CW360R4W	CW360P4W	CW360C4W
2P3W			250	CW360R6W	CW360P6W	CW360C6W
2P3W			480	CW360R7W	CW360P7W	CW360C7W
3P4W			125/250	CW460R12W	CW460P12W	CW460C12W
3P4W			3Ø250	CW460R9W	CW460P9W	CW460C9W
3P4W			3Ø480	CW460R7W	CW460P7W	CW460C7W
3P4W			3Ø600	CW460R5W	CW460P5W	CW460C5W
4P5W			3ØY120/208	CW560R9W	CW560P9W	CW560C9W
4P5W			3ØY277/480	CW560R7W	CW560P7W	CW560C7W
4P5W			3ØY347/600	CW560R5W	CW560P5W	CW560C5W
63 Amp Watertight Pin & Sleeve				Catalog No.		
2P3W			220-240	CW363R6W	CW363P6W	CW363C6W
3P4W			380-415	CW463R6W	CW463P6W	CW463C6W
4P5W			220/380 240/415	CW563R6W	CW563P6W	CW563C6W
100 Amp Watertight Pin & Sleeve				Catalog No.		
2P3W			125	CW3100R4W	CW3100P4W	CW3100C4W
2P3W			250	CW3100R6W	CW3100P6W	CW3100C6W
2P3W			480	CW3100R7W	CW3100P7W	CW3100C7W
3P4W			125/250	CW4100R12W	CW4100P12W	CW4100C12W
3P4W			3Ø250	CW4100R9W	CW4100P9W	CW4100C9W
3P4W			3Ø480	CW4100R7W	CW4100P7W	CW4100C7W
3P4W			3Ø600	CW4100R5W	CW4100P5W	CW4100C5W
4P5W			3ØY120/208	CW5100R9W	CW5100P9W	CW5100C9W
4P5W			3ØY277/480	CW5100R7W	CW5100P7W	CW5100C7W
4P5W			3ØY347/600	CW5100R5W	CW5100P5W	CW5100C5W
125 Amp Watertight Pin & Sleeve				Catalog No.		
2P3W			220-240	CW3125R6W	CW3125P6W	CW3125C6W
3P4W			380-415	CW4125R6W	CW4125P6W	CW4125C6W
4P5W			220/380 240/415	CW5125R6W	CW5125P6W	CW5125C6W

Pin & Sleeve Devices

Series 309 Watertight Inlets, Fused and Unfused Interlocks
60A and 100A – North American Ratings Series 2
63A and 125A – International Ratings Series 1



Poles and Wires	Configuration	Recept/Conn	Plug/Inlet	Voltage	Inlet	Interlock Fused	Interlock† Unfused	Catalog No.
60 Amp Watertight Pin & Sleeve								
2P3W				125	CW360B4W	–	CW360MI4W	
2P3W				250	CW360B6W	–	CW360MI6W	
2P3W				480	CW360B7W	–	CW360MI7W	
3P4W				125/250	CW460B12W	–	CW460MI12W	
3P4W				3Ø250	CW460B9W	CW460MIF9W	CW460MI9W	
3P4W				3Ø480	CW460B7W	CW460MIF7W	CW460MI7W	
3P4W				3Ø600	CW460B5W	CW460MIF5W	CW460MI5W	
4P5W				3ØY120/208	CW560B9W	–	CW560MI9W	
4P5W				3ØY277/480	CW560B7W	–	CW560MI7W	
4P5W				3ØY347/600	CW560B5W	–	CW560MI5W	
63 Amp Watertight Pin & Sleeve								
2P3W				220–240	CW363B6W	–	CW363MI6W	
3P4W				380–415	CW463B6W	–	CW463MI6W	
4P5W				220/380 240/415	CW563B6W	–	CW563MI6W	
100 Amp Watertight Pin & Sleeve								
2P3W				125	CW3100B4W	–	CW3100MI4W	
2P3W				250	CW3100B6W	–	CW3100MI6W	
2P3W				480	CW3100B7W	–	CW3100MI7W	
3P4W				125/250	CW4100B12W	–	CW4100MI12W	
3P4W				3Ø250	CW4100B9W	–	CW4100MI9W	
3P4W				3Ø480	CW4100B7W	–	CW4100MI7W	
3P4W				3Ø600	CW4100B5W	–	CW4100MI5W	
4P5W				3ØY120/208	CW5100B9W	–	CW5100MI9W	
4P5W				3ØY277/480	CW5100B7W	–	CW5100MI7W	
4P5W				3ØY347/600	CW5100B5W	–	CW5100MI5W	
125 Amp Watertight Pin & Sleeve								
2P3W				220–240	CW3125B6W	–	CW3125MI6W	
3P4W				380–415	CW4125B6W	–	CW4125MI6W	
4P5W				220/380 240/415	CW5125B6W	–	CW5125MI6W	

† Note: Interlocks are available with an auxiliary switch. To order insert "A" after MI in the catalog number (e.g., CW420MIA5W).



INDUSTRIAL

G-4
PIN & SLEEVE
DEVICES



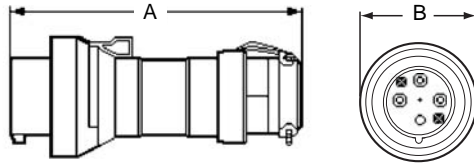
Pin & Sleeve Devices

Series 309 Watertight
Plugs and Receptacles

Dimensional Data

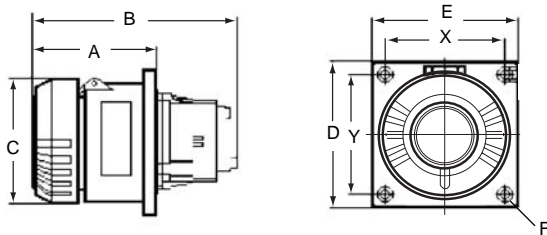
Plug Dimensions

Amps	A	B	3 Pole	Cord Range	
				4 Pole	5 Pole
20/16A	7.37" (187.2mm)	3.00" (76.2mm)	0.315"-0.748" (8.00-18.92mm)	0.315"-0.827" (8.00-18.92mm)	0.472"-0.827" (11.99-21.00mm)
30/32A	9.8" (248.92mm)	3.74" (94.99mm)	0.314"-0.827" (7.97-21.00mm)	0.472"-1.102" (11.99-27.99mm)	0.472"-1.102" (11.99-27.99mm)
60/63A	10.71" (272.03mm)	4.33" (109.98mm)	0.630"-1.378" (16.00-35.00mm)	0.630"-1.378" (16.00-35.00mm)	0.827"-1.378" (21.00-35.00mm)
100/125A	12.32" (312.93mm)	5.16" (131.06mm)	0.827"-1.89" (21.00-48.00mm)	0.827"-2.28" (21.00-57.91mm)	1.22"-2.28" (30.99-57.91mm)



Receptacle Dimensions

Amps	A	B	C	D	E	F Dia.	Mtg. Dims	
							X	Y
20/16A	2.95" (74.93mm)	4.37" (110.10mm)	3.31" (84.07mm)	3.38" (85.85mm)	3.38" (85.85mm)	0.236" (5.99mm)	2.74" (69.60mm)	2.74" (69.60mm)
30/32A	3.35" (85.09mm)	4.92" (124.97mm)	3.74" (94.10mm)	3.38" (85.85mm)	3.38" (85.85mm)	0.236" (5.10mm)	2.74" (69.60mm)	2.74" (69.60mm)
60/63A	4.57" (116.08mm)	6.18" (156.98mm)	4.61" (117.09mm)	4.13" (104.90mm)	4.13" (104.90mm)	0.236" (5.99mm)	3.50" (88.90mm)	3.50" (88.90mm)
100/125A	4.81" (122.17mm)	6.56" (166.62mm)	4.80" (121.92mm)	5.12" (130.05mm)	5.32" (135.13mm)	0.250" (6.35mm)	4.09" (103.89mm)	4.09" (103.89mm)



INDUSTRIAL

G-5
PIN & SLEEVE
DEVICES

Pin & Sleeve Devices

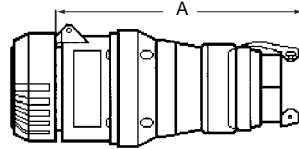
Series 309 Watertight Connectors and Interlocks



Dimensional Data

Connector Dimensions

Amps	A	B	Cord Range		
			3 Pole	4 Pole	5 Pole
20/16A	8.58" (217.93mm)	3.38" (85.85mm)	0.315"-0.748" (8.00-18.92mm)	0.315"-0.827" (8.00-21.00mm)	0.472"-0.827" (11.99-21.00mm)
30/32A	10.40" (264.16mm)	3.82" (97.03mm)	0.315"-0.827" (8.00-21.00mm)	0.472"-1.102" (11.99-27.99mm)	0.472"-1.102" (11.99-27.99mm)
60/63A	12.52" (318.00mm)	4.61" (117.09mm)	0.630"-1.378" (16.00-35.00mm)	0.630"-1.378" (16.00-35.00mm)	0.827"-1.378" (21.00-35.00mm)
100/125A	13.40" (340.36mm)	5.32" (135.13mm)	0.827"-1.89" (21.00-48.00mm)	0.827"-2.28" (21.00-57.91mm)	1.22"-2.28" (30.99-57.91mm)



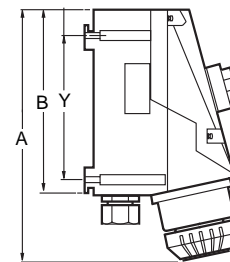
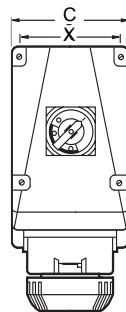
INDUSTRIAL

G-6
PIN & SLEEVE
DEVICES

Interlock Dimensions

Amps	A	B	C	Mtg. Dims		20/30/ 60/100A Hub	16/32/ 63/125A Cable Gland*
				X	Y		
20/16A	9.30" (236.22mm)	6.90" (175.26mm)	4.30" (109.22mm)	3.90" (99.06mm)	5.30" (134.62mm)	0.75" (19.05mm)	M25
30/32A	11.20" (284.48mm)	8.07" (204.98mm)	4.70" (119.38mm)	4.30" (109.22mm)	6.70" (170.18mm)	1.00" (25.40mm)	M32
60/63A	18.70" (474.99mm)	12.30" (312.42mm)	7.90" (200.66mm)	7.10" (180.34mm)	10.90" (276.86mm)	1.25" (31.75mm)	M40
100/125A	21.10" (535.94mm)	13.30" (337.82mm)	8.90" (226.06mm)	8.10" (205.74mm)	11.90" (302.26mm)	1.50" (38.10mm)	M63

* Metric





Pin & Sleeve Devices

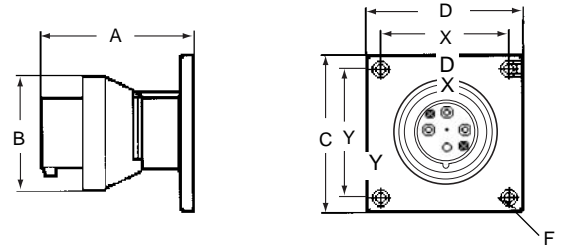
Series 309 Watertight Inlets

Dimensional Data

Amps	A	B	C	D	F Dia.	Mtg. Dims	
						X	Y
20/16A	3.27" (83.05mm)	3.02" (76.70mm)	3.38" (85.85mm)	3.38" (85.85mm)	0.236" (5.99mm)	2.74" (69.60mm)	2.74" (69.60mm)
30/32A	4.26" (108.20mm)	3.75" (95.25mm)	3.38" (85.85mm)	3.38" (85.85mm)	0.236" (5.99mm)	2.74" (69.60mm)	2.74" (69.60mm)
60/63A	5.44" (138.18mm)	4.34" (110.24mm)	4.13" (104.90mm)	4.13" (104.90mm)	0.236" (5.99mm)	3.50" (88.90mm)	3.50" (88.90mm)
100/125A	5.48" (139.19mm)	5.20" (132.08mm)	5.12" (130.05mm)	5.32" (135.13mm)	0.25" (6.35mm)	4.09" (103.89mm)	4.09" (103.89mm)

INDUSTRIAL

G-7
PIN & SLEEVE
DEVICES



Pin & Sleeve Devices

Series 309 Watertight Accessories

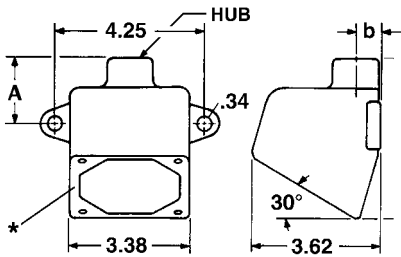


INDUSTRIAL

G-8
PIN & SLEEVE
DEVICES

Dimensional Data

Cast Aluminum Back Box 16, 20, 30 & 32A

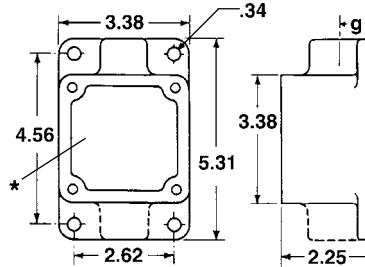


Inlets & Receptacles

Hub	A	B	Catalog No.
0.75" (19.05mm)	1.84" (46.74mm)	0.81" (20.57mm)	CWBB1

*Footprint: 2.74" x 2.74" (69.60 x 69.60mm)

Cast Aluminum Feed Through 16, 20, 30 & 32A

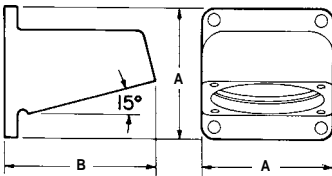


Inlets & Receptacles

Hub	Hub Config.	G	Catalog No.
1.00" (25.40mm)	Feed Thru	0.94" (23.88mm)	CWFTBB1

*Footprint: 2.74" x 2.74" (69.60 x 69.60mm)

Cast Aluminum Angle Adapter 20A & 30A

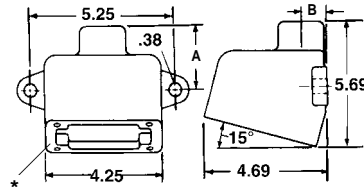


Inlets Only

A	B	Catalog No.
9.30" (236.22mm)	6.90" (175.26mm)	CWANG1

*Footprint: 2.74" x 2.74" (69.60 x 69.60mm)

Cast Aluminum Back Box 60A & 63A

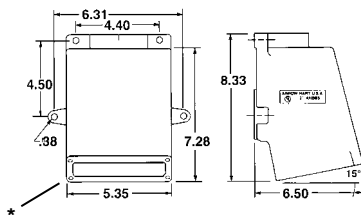


Inlets & Receptacles

Hub	A	B	Catalog No.
1.25" (31.75mm)	2.62" (66.55mm)	1.19" (30.23mm)	CWBB3

*Footprint: 3.50" x 3.50" (88.90 x 88.90mm)

Cast Aluminum Back Box 100A & 125A

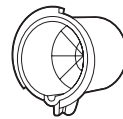


Inlets & Receptacles

Catalog No.
CWBB5

*Footprint: 4.09" x 4.09" (103.89 x 103.89mm)

Closure Caps



Amps		Catalog No.
20/16A	3 wire	CWCP320
	4 wire	CWCP420
	5 wire	CWCP520
30/32A	3 wire	CWCP3430
	4 wire	CWCP3430
	5 wire	CWCP530
60/63A	3 wire	CWCP60
	4 wire	CWCP60
	5 wire	CWCP60
100/125A	3 wire	CWCP100
	4 wire	CWCP100
	5 wire	CWCP100

Premise Wiring Devices

H

Little Brother™ Multi Media Manager Panels	H-1
Little Brother™ Multi Media Manager Compact Size Panel	H-2
Flush Mount Telephone Jacks	H-3, H-4
Surface Mount Telephone Jacks	H-5
Surface Mount Modular Telephone Jacks	H-6
Flush Mount Coaxial Jacks	H-7, H-8
Category 5e Patch Cables and Wallplates	H-9
Office Boxes and Mounting Straps	H-10
Category 3, 5 and 5e Modular Jacks	H-11
Modular Jacks and Inserts	H-12
Category 5e Patch Panels and Wall Brackets	H-13
Cable Management and Accessories	H-14
110/66 Wiring Products	H-15
Tools and Testers	H-16
Video Accessories	H-17
Portable Corrosion Resistant Telephone Connecting Devices	H-18, H-19



With the proliferation of telephone, entertainment and computer usage throughout the home, low-voltage premise wiring is rapidly becoming an accepted and expected part of residential construction.

Cooper Wiring Devices' Little Brother™ Multi Media distribution panels, and complete line of mounting plates and inserts, offer the installer everything necessary for both residential and light commercial premise wiring applications.

For larger installations the Little Brother 5570 comes complete with an 8-way video splitter, 6 data ports, and up to 24 voice terminations per module, and accommodates most popular 4- or 5-port hubs. The smaller-sized Little Brother 5575 is ideal for apartments, condos and smaller homes. Designed to surface mount over a standard 2-gang electrical box, the Little Brother 5575 accommodates separately furnished voice, data and video modules. Both are designed with the installer and homeowner in mind – and combine a spacious interior with the logical layouts that make wiring easy.



COMMERCIAL
RESIDENTIAL

H-Intro-1 COMMUNICATIONS PREMISE WIRING PRODUCTS

Communications Premise Wiring Products

With our versatile Little Brother™ Multi Media Manager panels and full line of mounting plates, inserts and accessories, Cooper Wiring Devices can supply everything you need to offer profitable, low-voltage residential premise wiring to your customers.

Premise wiring has become an important "value-added" amenity in residential construction, offering today's media-savvy homeowner the flexibility to design, change, or relocate their home wiring services for voice, video and data delivery. An installed Little Brother panel makes it easy and inexpensive for them to configure, and later reconfigure, their home communications, computer, and entertainment systems as their needs or lifestyle changes.

Match the system to the installation

The Little Brother Standard Size Panel comes complete and ready to install to provide customized voice, video, and data delivery of up to 40 separate terminal locations in a residential installation. Designed for quick, neat and easy flush-mounting between wall studs, the Standard Size Panel is supplied with an 8-port video splitter, 6-port voice module, and 6-port data module, and ample space to double the capacity of each with add-on modules. The Standard Size Panel also supports the addition of most popular brand 4- or 5-port hubs for computer networking.

For the more limited needs encountered in apartments, condominiums or smaller houses, the Little Brother Compact Size Panel packs large-scale functionality into a small package – measuring just 8.75" (22.23cm) wide by 11.125" (28.26cm) high. The Compact Size Panel surface mounts easily onto a standard 2-gang electrical box and supports as many as 20 terminal locations. Where comparable units from other manufacturers are cramped and difficult to wire, the entire cover of this versatile unit is hinged to swing down and out of way or be completely removed. Supplied empty, space is provided to accommodate separately supplied voice, video, and communications modules – you install only the functions that are necessary.

Wire your customers into the future

With a flexible Little Brother premise wiring system your customers will continue to enjoy room-by-room control over their electronic services, and new service additions in a snap! The groundwork will already be in place for tomorrow's whole-house media systems. Innovations such as "smart" interactive appliances and computerized residence management systems will be readily available to any home that you have wired for the future.

Little Brother systems make it easy to give your customers total control over their voice, data and entertainment systems with plug-and-play terminals in every room.

The installation of a well-planned, high-speed wiring network allows your customers to add future capabilities and relocate voice, video, and computer service simply, and without the need for costly new wiring, demolition, wall repairs and painting.



COMMERCIAL
RESIDENTIAL

H-Intro-2

COMMUNICATIONS
PREMISE WIRING
PRODUCTS



COMMERCIAL
RESIDENTIAL

H-Intro-3 COMMUNICATIONS PREMISE WIRING PRODUCTS



Deliver a Houseful of Benefits Today

Your customers will discover an easier, happier lifestyle with a network that links all their computers, TVs, video systems and phone lines. Little Brother systems:

Dramatically increase access to electronic services

Every wired room in the house can access cable TV, satellite TV, VCR, DVD, phone/ fax service, Internet service and security cameras, through a flexible network that allows everyone to select personalized programming or services simultaneously, or share information between computers.

Eliminate costly multiple service connections

Your customers pay for a single home Internet connection – phone modem, DSL, or cable – and Little Brother lets everyone in the house simultaneously log on to different web sites with no access wait. Or they can enjoy eight cable TV terminal locations, each playing different programs, and pay for only one cable service connection.*

Increase Internet access speed

Little Brother panels dedicate separate lines for each computer connection,

so your customers enjoy Internet access speeds superior to the service provided via existing home phone lines that slow modem data flow. And the system is ready to fully exploit the higher speeds of cable, or DSL service.

Eliminate the need for multiple PC peripheral devices

Every computer in the house can communicate with every other computer via your home network. Everyone can choose to share one printer, one scanner, or other peripheral.

Simple plug-and-play flexibility for future expansion or instant room rewiring

When your customers want to move a phone or PC, or switch cable TV to another room they just plug their computer, TV, VCR, DVD, or phone into the appropriate terminal. With Little Brother you can easily add phone extensions to any pre-wired voice location.

Cooper Wiring Devices has all the components it takes to create a complete home network and bring any home into the information age – easily, reliably, and economically.

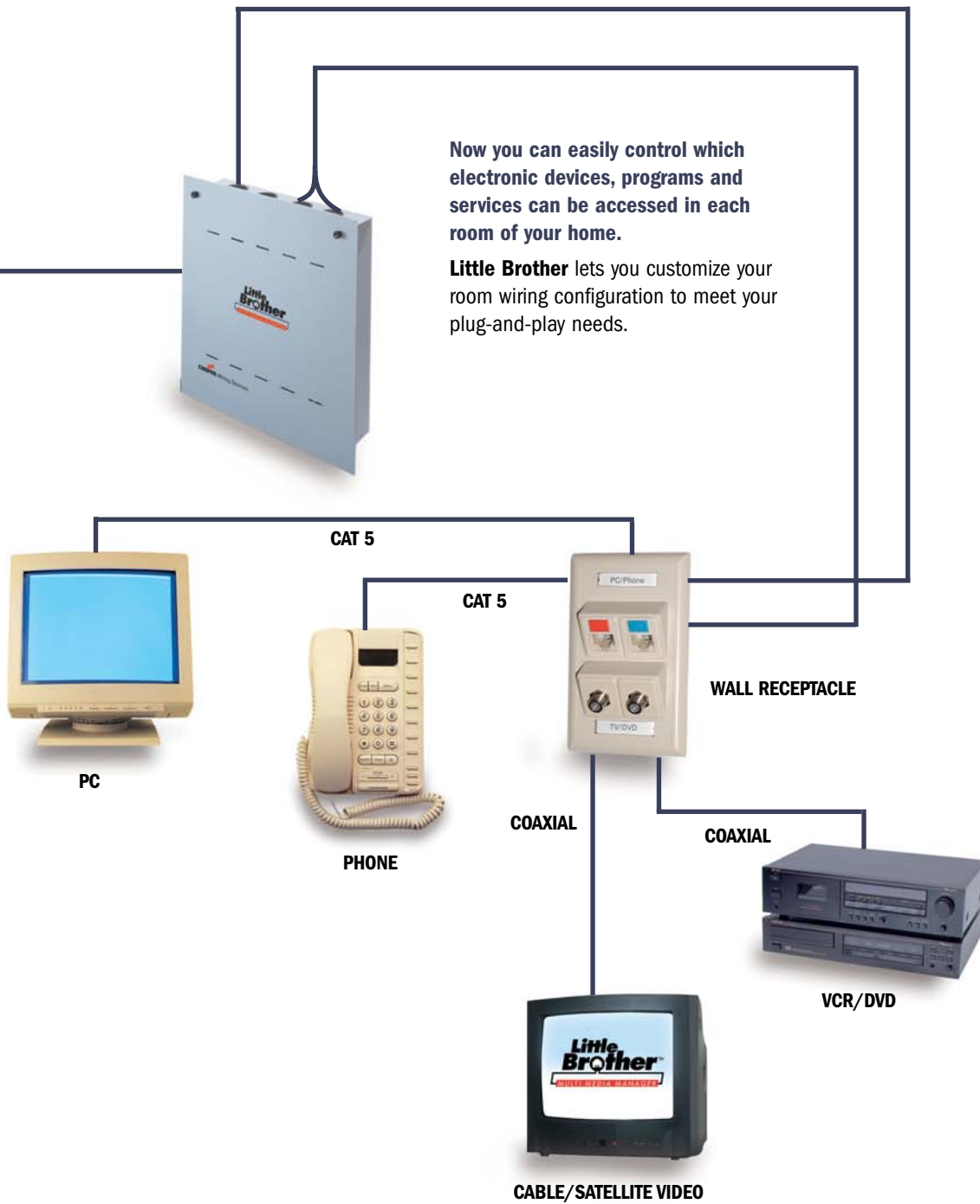
*Check with your local cable company or Internet Service Provider for their terms and conditions of use.



COMMERCIAL
RESIDENTIAL

H-Intro-4

COMMUNICATIONS
PREMISE WIRING
PRODUCTS





Little Brother™ Multi Media Manager Panels

Little Brother™ Multi Media Manager Panels

FEATURES

- Panels comply with TIA 570-A residential wiring standard.
- EIA/TIA 568 B Category 5e wiring standard for data.
- EIA/TIA 568 B Category 3 wiring standard for voice.
- Two additional data modules (Cat. No. 5571) or voice modules (Cat. No. 5572) can be added to expand terminal locations.
- Can be flush-mounted between wall studs on nominal 16" (406.4mm) centers.
- Knockout holes provided on top and bottom of panel (4 each).
- Mounting provisions for many popular and readily available name brand hubs/switches.
- Supports up to 42 separate terminal locations within a single residence.

COMMERCIAL
RESIDENTIAL

H-1 COMMUNICATIONS PREMISE WIRING PRODUCTS



5570

Little Brother™ Multi Media Manager Standard Size Panel

Data Module	Voice Module	Video Splitter	Dimensions	Catalog No.
1X6 CAT 5e	1X6 CAT 3	1X8 75 ohm to 1GHz	Standard Size Panel with three mounted devices 14.5"W (368.3mm) x 16"H (406.4mm) x 4"D (101.6mm)	5570
	1X6 CAT 3	1X8 75 ohm to 1GHz	Standard Size Panel with two mounted devices 14.5"W (368.3mm) x 16"H (406.4mm) x 4"D (101.6mm)	5570VV
			Standard size empty panel accepts up to 4 voice and data modules and 2 video splitters 14.5" W (368.3mm) x 16"H (406.4mm) x 4"D (101.6mm)	5570-ENC


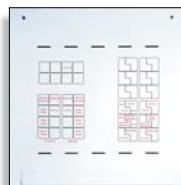


Permanently mounted set screws for easy removal of front cover panel.

Supplied with one mounted 8-way video splitter.

Room for an optional second 8-way video splitter as needed.

Designed for easy mounting of most popular brand name 4 or 5 port hubs/switches.



Knockout holes at top and bottom of panel cabinet.

Room to add up to two additional voice or data modules as needed.

6 voice ports and 6 data ports preinstalled.

Holes for flush or surface mounting. Flush mount between nominal 16" (406.4mm) center studs.

10 wire tie down areas provided for proper cable management.

Printed diagram identifies wiring locations/uses

TESTING & CODE COMPLIANCE

- Panels comply with TIA 570-A residential wiring standard
- EIA/TIA 568 B Category 5e wiring standard for data.
- EIA/TIA 568 B Category 3 wiring standard for voice.

Little Brother™ Multi Media Manager Compact Size Panel

Little Brother™ Multi Media Manager Panels

FEATURES

- Compact dimensions are ideal for apartments or condominiums for voice and video connections.
- Surface mount only directly to wall or two-gang electrical box.
- Easy opening lid stays in place for easy wiring or changes (lid is removable).
- One knockout hole is provided on bottom of enclosure for external wiring of hub or switch (required for data networking).
- Supports up to 20 separate terminal locations within a single residence.
- Separately supplied voice, data and video modules provide for customized functionality (data networking requires the addition of an externally mounted hub/switch).

Little Brother™ Multi Media Manager Compact Size Panel

Data Module	Voice Module	Video Splitter	Dimensions	Catalog No.
			Compact Size Panel: 11.125"H (282.58mm) x 8.75"W (222.25mm) x 3.625"D (92.08mm)	5575

Multi Media Manager Device Modules

Data Module	Voice Module	Video Splitter	Dimensions	Catalog No.
1X6 CAT 5e	N/A	N/A	1.6"W (40.64mm) x 4.25"L (107.95mm)	5571
N/A	1X6 CAT 3	N/A	1.6"W (40.64mm) x 4.25"L (107.95mm)	5572
N/A	N/A	1X8 75 ohm to 1GHz	1.725"W (43.25mm) x 3.6"L (91.44mm)	5573
N/A	1X6 CAT 3*	N/A	1.6"W (40.64mm) x 4.25"L (107.95mm)	5574

*W/RJ31 X Jack for security systems.



5575



5571



5572



COMMERCIAL
RESIDENTIAL

H-2
COMMUNICATIONS
PREMISE WIRING
PRODUCTS

TESTING & CODE COMPLIANCE

- Panels comply with TIA 570-A residential wiring standard.
- EIA/TIA 568 B Category 5e wiring standard for data.
- EIA/TIA 568 B Category 3 wiring standard for voice.



Flush Mount Telephone Jacks


Flush Mount Telephone Jacks

FEATURES

- Spring wire contacts with 50 micro-inches gold plating over nickel measure 0.018" (0.005mm) diameter to maximize contact life and reduce corrosion.
- For use in Category 3 RJ11, RJ14 and RJ25 applications.
- All telephone jacks with wallplates are box mounting.
- 100% computer-tested to assure consistent high quality and reliable performance.
- Terminals are color-coded for easy wiring.

COMMERCIAL
RESIDENTIAL

H-3
COMMUNICATIONS
PREMISE WIRING
PRODUCTS



Telephone Jack with Wallplate – 4 Conductor – RJ11, RJ14 Applications

Description	Color	Catalog No.	
		Non-UL Version	UL Version
Type 625B4 Screw Terminals	Almond	–	3532-4A
	Ivory	2532-4V	3532-4V
	Light Almond	–	3532-4LA
	White	2532-4W	3532-4W

Telephone Jack with Wallplate – 6 Conductor – RJ11, RJ14, RJ25 Applications

Description	Color	Catalog No.
Type 625B4 Screw Terminals	Almond	3532-6A
	Ivory	3532-6V
	Light Almond	3532-6LA
	White	3532-6W

Telephone Jack with Mid-Size Wallplate – 4 Conductor – RJ11, RJ14 Applications

Description	Color	Catalog No.	
		Non-UL Version	UL Version
Type 625B4 Screw Terminals	Almond	–	3533-4A
	Ivory	2533-4V	3533-4V
	Light Almond	–	3533-4LA
	White	2533-4W	3533-4W

Telephone Jack with Wallplate – 6 Conductor – RJ11, RJ14, RJ25 Applications

Description	Color	Catalog No.
Type 625B4 Screw Terminals	Almond	3533-6A
	Ivory	3533-6V
	Light Almond	3533-6LA
	White	3533-6W

TESTING & CODE COMPLIANCE

- Meets UL requirements (file no. E134135).
- 3532 is CSA Certified (file no. 090192-0-0000).

MATERIAL CHARACTERISTICS

Self-extinguishing
high-impact
thermoplastic
meets UL 94, V0
flame retardancy
rating.

Flush Mount Telephone Jacks



Flush Mount Telephone Jacks

FEATURES

- Spring wire contacts with 50 micro-inches gold plating over nickel measure 0.018" (0.005mm) diameter to maximize contact life and reduce corrosion.
- For use in Category 3 RJ11, RJ14 and RJ25 applications.
- All telephone jacks with wallplates are box mounting.
- 100% computer-tested to assure consistent high quality and reliable performance.
- Terminals are color-coded for easy wiring.

Telephone Jack – Decorator – 4 Conductor – RJ11, RJ14 Applications

Description	Color	Catalog No. UL Version
Type 625 Screw Terminals	Almond	3560-4A
	Ivory	3560-4V
	Light Almond	3560-4LA
	White	3560-4W

Jack – Decorator – 6 Conductor – RJ11, RJ14, RJ25 Applications

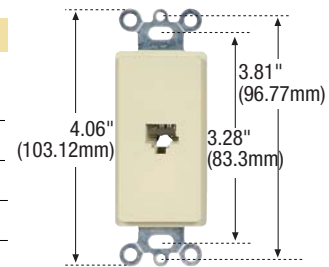
Description	Color	Catalog No.
Type 625 Screw Terminals	Almond	3560-6A
	Ivory	3560-6V
	Light Almond	3560-6LA
	White	3560-6W

Two Jacks with Wallplate – 4 Conductor – RJ11, RJ14 Applications

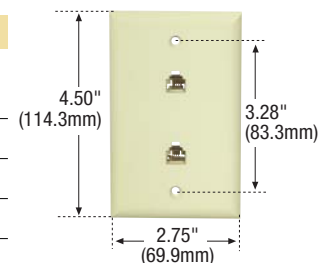
Description	Color	Catalog No.	
		Non-UL Version	UL Version
Type 625B3 Screw Terminals	Almond	–	3546-4A
	Ivory	2546-4V	3546-4V
	Light Almond	–	3546-4LA
	White	2546-4W	3546-4W

Two Jacks with Wallplate – 6 Conductor – RJ11, RJ14, RJ25 Applications

Description	Color	Catalog No.
Type 625B3 Screw Terminals	Almond	3546-6A
	Ivory	3546-6V
	Light Almond	3546-6LA
	White	3546-6W



3560-4



3546-4

COMMERCIAL
RESIDENTIAL

H-4
COMMUNICATIONS
PREMISE WIRING
PRODUCTS

TESTING & CODE COMPLIANCE

- Meets UL requirements (file no. E134135).
- CSA Certified (file no. 090192-0-0000)

MATERIAL CHARACTERISTICS

Self-extinguishing high-impact thermoplastic meets UL 94, V0 flame retardancy rating.




Surface Mount Telephone Jacks

Surface Mount Telephone Jacks

FEATURES

- Spring wire contacts with 50 micro-inches gold plating over nickel measure 0.018" (0.005mm) diameter to maximize contact life and reduce corrosion.
- For use in Category 3 RJ11, RJ14 and RJ25 applications.
- All telephone jacks with wallplates are box mounting.
- 100% computer-tested to assure consistent high quality and reliable performance.
- Terminals are color-coded for easy wiring.
- Surface mount jacks for use with hanging phones.



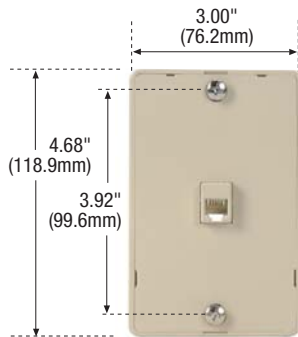
3521-4

Telephone Jack with Wallplate – 4 Conductor – RJ11, RJ14 Applications

Description	Color	Catalog No.
Type 630A Screw Terminals	Almond	3521-4A
	Ivory	3521-4V
	Light Almond	3521-4LA
	White	3521-4W

Telephone Jack with Wallplate – 6 Conductor – RJ11, RJ14, RJ25 Applications

Description	Color	Catalog No.
Type 630A Screw Terminals	Almond	3521-6A
	Ivory	3521-6V
	Light Almond	3521-6LA
	White	3521-6W



3521-6

Telephone Jack with Stainless Steel Wallplate – 4 Conductor – RJ11, RJ14 Applications

Description	Color	Catalog No.
Type 630A Screw Terminals	Stainless Steel	3526

Telephone Jack with Round Cover – 4 Conductor – RJ11, RJ14 Applications

Description	Color	Catalog No.
Type 625B2 Screw Terminals	Ivory	3586V



3586

COMMERCIAL
RESIDENTIAL

H-5
COMMUNICATIONS
PREMISE WIRING
PRODUCTS

TESTING & CODE COMPLIANCE

- Meets UL requirements (file no. E134135).
- CSA Certified (file no. 090192-0-0000).

MATERIAL CHARACTERISTICS

Self-extinguishing high-impact thermoplastic meets UL, 94 V0 flame retardancy rating.

Surface Mount Modular Telephone Jacks



Surface Mount Modular Telephone Jacks

FEATURES

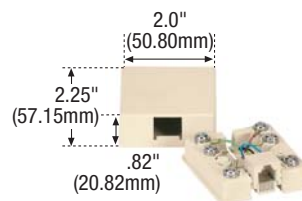
- Spring wire contacts with 50 micro-inches gold plating over nickel measure 0.018" (0.005mm) diameter to maximize contact life and reduce corrosion.
- For use in Category 3 RJ11, RJ14 and RJ25 applications.
- 100% computer-tested to assure consistent high quality and reliable performance.
- Terminals are color-coded for easy wiring.

Modular Telephone Jack – 4 Conductor – RJ11, RJ14 Applications

Description	Color	Catalog No.	
		Non-UL Version	UL Version
Type 625A2	Ivory	2556-4V	3556-4V
Screw Terminals	White	2556-4W	3556-4W

Modular Telephone Jack – 6 Conductor – RJ11, RJ14, RJ25 Applications

Description	Color	Catalog No.
Type 625A2	Ivory	3556-6V
Screw Terminals	White	3556-6W



3556-6

COMMERCIAL
RESIDENTIAL

H-6
COMMUNICATIONS
PREMISE WIRING
PRODUCTS

TESTING & CODE COMPLIANCE

- Meets UL requirements (file no. E134135)
- CSA Certified (file no. 090192-0-0000)

MATERIAL CHARACTERISTICS

Self-extinguishing
high-impact
thermoplastic.



Flush Mount Coaxial Jacks

Flush Mount Coaxial Jacks

FEATURES

- Coaxial jacks ideal for use with cable-ready TVs, VCRs, and outdoor antennas.
- Type F coaxial jack for use with video applications.
- All devices with wallplates are box mounting.
- Self-tapping mounting screws and assembly hardware included.

COMMERCIAL
RESIDENTIAL


H-7 COMMUNICATIONS PREMISE WIRING PRODUCTS




1172



2072



2162



2072-2

TESTING & CODE COMPLIANCE

- Meets UL requirements (file no. E134135).
- CSA Certified (file no. 090192-0-0000) except 2072 and 3562.

MATERIAL CHARACTERISTICS

Self-extinguishing high-impact thermoplastic meets UL 94, V0 flame retardancy rating.

Coaxial Jacks with Wallplate

Description	Color	Catalog No.
Type F	Almond	1172A
	Ivory	1172V
	Light Almond	1172LA
	White	1172W

Coaxial Jacks with Mid-Size Wallplate

Description	Color	Catalog No.
Type F	Almond	2072A
	Ivory	2072V
	Light Almond	2072LA
	White	2072W

Coaxial Jack - Decorator

Description	Color	Catalog No.
Type F	Almond	2162A
	Ivory	2162V
	Light Almond	2162LA
	White	2162W

Two Coaxial Jacks with Wallplate

Description	Color	Catalog No.
Type F	Almond	1172-2A
	Ivory	1172-2V
	Light Almond	1172-2LA
	White	1172-2W

Two Coaxial Jacks with Mid-Size Wallplate

Description	Color	Catalog No.
Type F	Almond	2072-2A
	Ivory	2072-2V
	Light Almond	2072-2LA
	White	2072-2W

Flush Mount Coaxial Jacks

Coaxial Jacks
Combination Coaxial
Telephone Decorator Jacks



Flush Mount Coaxial Jacks

FEATURES

- Coaxial jacks ideal for use with cable-ready TVs, VCRs, and outdoor antennas.
- Type F coaxial jack for use with video applications.
- All devices with wallplates are box mounting.
- Self-tapping mounting screws and assembly hardware included.

Two Coaxial Jacks – Decorator

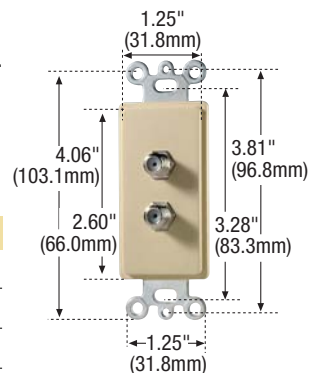
Description	Color	Catalog No.
Type F	Almond	2162-2A
	Ivory	2162-2V
	Light Almond	2162-2LA
	White	2162-2W

Telephone and Coaxial Jack – Decorator – 4 Conductor – RJ11, RJ14 Applications


Description	Color	Catalog No.
Type F	Almond	3562A
	Ivory	3562V
	Light Almond	3562LA
	White	3562W

Telephone and Coaxial Jack with Wallplate – 4 Conductor – RJ11, RJ14 Applications


Description	Color	Catalog No.
Type F	Almond	3535-4A
	Ivory	3535-4V
	Light Almond	3535-4LA
	White	3535-4W



2162-2



3562



3535

COMMERCIAL
RESIDENTIAL

H-8
COMMUNICATIONS
PREMISE WIRING
PRODUCTS

TESTING & CODE COMPLIANCE

- Meets UL requirements (file no. E134135)
- CSA Certified (file no. 090192-0-0000) except 2072 and 3562.

MATERIAL CHARACTERISTICS

Self-extinguishing
high-impact
thermoplastic meets
UL 94, V0 flame
retardancy rating.



Category 5e Patch Cables and Wallplates



5500

Patch Cables

FEATURES

- Utilize 350 MHz enhanced high performance ANSI/TIA/EIA 568A category 5e UTP stranded cables.
- Modular plugs are 50 micron gold-plated.
- Snag-free boots ensure plug tip is protected.
- Perfect for workgroups, desktops, fast ethernet, ATM and gigabit ethernet.
- Other colors and lengths available on request.

COMMERCIAL
RESIDENTIAL

H-9
COMMUNICATIONS
PREMISE WIRING
PRODUCTS



5520



5540



5540ANW



5510



5566

Patch Cables

Description	Color	Catalog No.
3' (.91m) Cord Length	Gray	5500-3GY
5' (1.52m) Cord Length	Gray	5500-5GY
7' (2.13m) Cord Length	Gray	5500-7GY
10' (3.05m) Cord Length	Gray	5500-10GY
15' (4.57m) Cord Length	Gray	5500-15GY
25' (7.62m) Cord Length	Gray	5500-25GY

Wallplates – Flush Mount

FEATURES

- Rugged, thermoplastic construction.
- Accept 110 style modular jacks and inserts.

Wallplates – Flush Mount

Description	Color	Catalog No.
1 Port Plate	Ivory	5510V
	Light Almond	5510LA
	White	5510W
2 Port Plate	Ivory	5520V
	Light Almond	5520LA
	White	5520W
3 Port Plate	Ivory	5530V
	Light Almond	5530LA
	White	5530W
4 Port Plate	Ivory	5540V
	Light Almond	5540LA
	White	5540W
4 Port Angled Plate	Ivory	5540ANV
	White	5540ANW
6 Port Plate	Ivory	5566V
	Light Almond	5566LA
	White	5566W

TESTING & CODE COMPLIANCE

- UL Listed (file no. E145249).
- cUL Listed.
- FCC Part 68 requirements.
- CSA Certified.

MATERIAL CHARACTERISTICS

Self-extinguishing high-impact thermoplastic meets UL 94, VO flame retardancy rating.
Temperature Rating: -20°C to 70°C.

Office Boxes and Mounting Straps

Surface Mount Office Boxes

FEATURES

- Accepts 110 style modular jacks, blank face, ST-style, BNC, RCA and F connector inserts.

Surface Mount Office Boxes

Description	Color	Catalog No.
1 Port Surface Mount Box	Ivory	5531V
	Light Almond	5531LA
	White	5531W
2 Port Surface Mount Box	Ivory	5532V
	Light Almond	5532LA
	White	5532W
4 Port Surface Mount Box	Ivory	5534V
	White	5534W

Mounting Straps

FEATURES

- Accepts 110 style modular jacks, blank face, ST-style, BNC, RCA and F connector inserts.
- Decorator-style also accepts 110 punch down modular jacks.

Mounting Straps

Description	Color	Catalog No.
2 Port Duplex	Ivory	5521V
	White	5521W
2 Port Decorator	Ivory	5522V
	White	5522W
3 Port Decorator	Ivory	5523V
	White	5523W



5532



5534



5521



5522



COMMERCIAL
RESIDENTIAL

H-10
COMMUNICATIONS
PREMISE WIRING
PRODUCTS

TESTING & CODE COMPLIANCE

- UL Listed (file no. E145249).
- cUL Listed.
- FCC Part 68 requirements.
- CSA Certified.

MATERIAL CHARACTERISTICS

Self-extinguishing high-impact thermoplastic meets UL 94, V0 flame retardancy rating.
Temperature Rating: -20°C to 70°C.



COMMERCIAL
RESIDENTIAL

H-11

COMMUNICATIONS
PREMISE WIRING
PRODUCTS



5511



5546



5546W

TESTING & CODE COMPLIANCE

- UL Listed (file no. E145249).
- cUL Listed.
- FCC Part 68 requirements.
- CSA Certified.

MATERIAL CHARACTERISTICS

Self-extinguishing high-impact thermoplastic meets UL 94, V0 flame retardancy rating.

Category 3, 5 and 5e Modular Jacks

Category 3 USOC Modular Jacks

FEATURES

- 110 style modular jacks.
- 6 position, 6 conductor USOC for voice and/or data applications.
- 110 punch down 90°.
- IDC termination.
- 50 micron gold plated pins.

Category 3 USOC Modular Jacks

Description	Color	Catalog No.
USOC Category 3	Ivory	5511V
	White	5511W

Category 5 Modular Jacks

FEATURES

- 100 MHz ANSI/TIA/EIA/ 568A.
- 110 style modular jacks.
- 8 position, 8 conductor for high-speed LAN applications.
- 50 micron gold plated pins.

Category 5 Modular Jacks

Description	Color	Catalog No.
RJ45 Category 5	Blue	5546BL
	Green	5546GN
	Gray	5546GY
	Ivory	5546V
	Orange	5546O
	Red	5546RD
	White	5546W
	Yellow	5546Y

Category 5e Modular Jacks

FEATURES

- 160 MHz ANSI/TIA/EIA/ 568A
- 110 style modular jacks.
- 8 position, 8 conductor for high-speed LAN applications up to 1000 Mbps.
- 50 micron gold-plated pins.
- Full backward compatibility with Category 5 applications.

Category 5e Modular Jacks

Description	Color	Catalog No.
RJ45 Category 5e	Blue	5546-5EBL
	Ivory	5546-5EV
	Light Almond	5546-5ELA
	Orange	5546-5EO
	White	5546-5EW

Modular Jacks and Inserts

Inserts

FEATURES

- For use with port wallplates, mounting straps, and office boxes.
- Compatible with modular system ports that accept 110 style jacks.

Inserts		
Description	Color	Catalog No.
Blank Face	Ivory	5550V
	White	5550W
ST-Style Fiber Optic Coupler	Ivory	5551V
		5551V-AN*
	White	5551W
		5551W-AN*
F Series Connector	Ivory	5552V
		5552V-AN*
	White	5552W
		5552W-AN*
RCA Speaker Jack	Ivory	5553V
		5553V-AN*
	White	5553W
		5553W-AN*
Bulkhead BNC Connector	Ivory	5554V
		5554V-AN*
	White	5554W
		5554W-AN*
Feed-Thru Category 5e Coupler	Ivory	5568V
	Light Almond	5568LA
	White	5568W

*For use with Catalog No. 5540AN, 4 port flush mount angled wallplate.



5550



5551



5552



5553-AN



5554



5554-AN



COMMERCIAL
RESIDENTIAL

H-12
COMMUNICATIONS
PREMISE WIRING
PRODUCTS

TESTING & CODE COMPLIANCE

- UL Listed (file no. E145249).
- cUL Listed.
- FCC Part 68 requirements.
- CSA Certified.

MATERIAL CHARACTERISTICS

Self-extinguishing high-impact thermoplastic meets UL 94, V0 flame retardancy rating. Temperature Rating: -20°C to 70°C.



Category 5e Patch Panels and Wall Brackets

Category 5e Patch Panels

FEATURES

- For expansion of high-performance Datacom systems.
- Easy-to-install 110 style termination.
- Universal markings for T568A or B wiring methods.
- Fits all standard 19" (482.6mm) racks (except 5502 mini patch panel) and hinged wall brackets.



5502



5512



5524



5548

Category 5e Patch Panels

Description	Color	Dimensions	Catalog No.
12 Port Mini Patch Panel	Black	10"H (254mm) x 2.25"W (57.15mm) x 1.25"D (31.75mm)	5502
12 Port Patch Panel	Black	1.75"H (44.45mm) x 19"W (482.6mm) x 1.25"D (31.75mm)	5512
24 Port Patch Panel	Black	3.5"H (88.9mm) x 19"W (482.6mm) x 1.25"D (31.75mm)	5524
24 Port Blank Patch Panel	Black	3.5"H (88.9mm) x 19"W (482.6mm) x 1.25"D (31.75mm)	5524BNK
48 Port Patch Panel	Black	5.25"H (133.35mm) x 19"W (482.6mm) x 1.25"D (31.75mm)	5548

Hinged Wall Brackets

FEATURES

- For smaller wiring applications.
- Eliminates the need for a rack - mounts directly on walls.
- For mounting of 12, 24 or 48 port 19" (482.6mm) patch panels.
- Hinged bracket allows for easy access to rear of patch panel.

Hinged Wall Brackets

Description	Color	Dimensions	Catalog No.
1 Rack Hinged Wall Bracket	Black	1.75"H (44.45mm) x 19"W 482.6mm) x 6"D (152.4mm)	5549-1
2 Rack Hinged Wall Bracket	Black	3.5"H (88.9mm) x 19"W 482.6mm) x 6"D (152.4mm)	5549-2



5549-1



5549-2

COMMERCIAL
RESIDENTIAL

H-13 COMMUNICATIONS PREMISE WIRING PRODUCTS

TESTING & CODE COMPLIANCE

- UL Listed.
- FCC Part 68 requirements.
- Meets ANSI/TIA/EIA 568B-A CAT 5.

MATERIAL CHARACTERISTICS

Meets flammability requirements per UL 94, V0 rated.
Temperature Rating:
-40°C to 68°C.

Cable Management and Accessories

Cable Management Panels

FEATURES

- Fits standard 19" (482.6mm) racks and hinged wall brackets.
- Economical way to organize patch cables making initial installation and future service or changes quick and easy.

Cable Management Panels

Description	Color	Dimensions	Catalog No.
5 Ring Horizontal Cable Management - 1 Rack	Black	1.75"H (44.45mm) x 19"W 482.6mm) x 3.5"D (88.9mm)	5561-1
5 Ring Horizontal Cable Management - 2 Racks	Black	1.75"H (44.45mm) x 19"W 482.6mm) x 3.5"D (88.9mm)	5561-2



5561-1



5561-2

Outlet Box Eliminator

FEATURES

- Eliminates the need for electrical outlet box.
- Use on any sheet rock thickness or location.
- Simply cut-out hole 2.188"W (55.58mm) x 3.438"H (87.33mm) and bend back tabs to hold in place.
- Made from 0.050" (1.27mm) thick stainless steel.

Outlet Box Eliminator

Description	Catalog No.
Outlet Box Eliminator	5567



5567

Icon Tree

FEATURES

- 12 snap-in circuit identifiers; 4-Cat. 5e, 4-computer, 4-phone.
- Brightly-colored icons snap into slots next to port opening to simplify port identification. For use with 5540AN wallplate only.

Icon Tree

Color	Catalog No.
Assorted	5560



5560

Patch Cord Plugs

FEATURES

- Field terminate to either solid or stranded wires.
- Spring wire contacts with 50 micro-inches gold-plating over nickel.

Patch Cord Plugs

Description	Catalog No.
4 pair/8 conductor plugs - 100/bag	5569



5569



COMMERCIAL
RESIDENTIAL

H-14
COMMUNICATIONS
PREMISE WIRING
PRODUCTS

MATERIAL CHARACTERISTICS
Flammability:
VO per UL94.
Temperature Rating:
-20°C to 70°C.



COMMERCIAL
RESIDENTIAL

H-15
COMMUNICATIONS
PREMISE WIRING
PRODUCTS

110/66 Wiring Products

110 Wiring Blocks

FEATURES

- 110 termination fields for voice and data with legs mount directly to a wall or backboard.
- Kit version includes base, C-4 & C-5 connecting blocks, label holders and white paper label strips.



5501-100

110 Wiring Blocks - 100 Pair

Description	Catalog No.
100-pair Wall Mount Wiring Base with Legs	5501-100
100-Pair Wall Mount Wiring Base with Legs, label strip holders, white label strips, 20 4-pair connectors and 4 5-pair connectors.	5501-100-KIT

110 Connector Blocks

FEATURES

- Used to securely seat the wires on a 110 base, these high-quality connector blocks provide a gas-tight IDC connection that maintains signal integrity for high performance applications.
- Available in 3, 4 or 5-pair count sizes. UL listed, made of fire retardant plastic rated UL 94 V0 with solder-plated insulation displacement contacts.
- These blocks will withstand 200 reterminations and exceed Category 5e transmission requirements.



5501-100-KIT

110 Connector Blocks

Description	Catalog No.
3-pair Connector Blocks (bag of 10)	5503-3C
4-pair Connector Blocks (bag of 10)	5503-4C
5-pair Connector Blocks (bag of 10)	5503-5C

66-Clip Connecting Blocks

FEATURES

- Constructed of high-impact, fire-retardant molded thermoplastic.
- Terminates #22-26 AWG solid insulated cable.
- Utilize phosphor bronze quick-connect insulation displacement 66-clips for ease of installation and proven mechanical and electrical reliability.
- Uses standard 66-type punch down tool.



5504

66-Clip Connecting Blocks

Description	Catalog No.
M Block - 25 pair (66MI-25)	5504

Tools and Testers



Modular Plug Crimping Tool

FEATURES

- For crimping 8 position RJ45 and 6 position RJ11 plugs.
- Built-in round cable stripper/cutter.

Modular Plug Crimping Tool

Description	Catalog No.
Modular Plug Crimping Tool	5597



5597

Punch Down Tools

FEATURES

- Makes 110 style termination quick and easy.
- Seats wire into terminal block efficiently.
- Cuts off excess wire end after termination.
- Dual-function reversible blade for 110 style terminal block: one end terminates and cuts off wire, other end terminates without cutting.
- Adjustable impact control.

Punch Down Tools

Description	Color	Catalog No.
Punch Down Tool	Orange	5599
Cable Stripper/Punch Down Tool	Yellow	5598



5599



5598

Tester

FEATURES

- Remote cable sniffer tests RJ45, RJ11, USB and BNC connectors.
- Includes Master and Remote testers for testing both ends of a link.
- Multiple LED lights give clear indication of tested results.
- Tests for shield/ground, open/short, connected wires, no termination indication, crossover/wrong connection.

Tester

Description	Color	Catalog No.
Cat 5e Tester		5595



5595

Tester Kit

FEATURES

- Includes Catalog No. 5595 Remote Sniffer Tester
- Multiple crimping tool - cut STP/UTP Category 3/5/6 twisted pair cables and crimp into RJ45/RJ11 modular plugs.
- Stripping tool for easy stripping of wires.
- Punch Down Tool for easily seating wires into 110 or 66 blocks.
- Comes with RJ45/RJ11 modular plugs (30 pieces each).
- Comes with 24 pieces of strain relief for RJ45 modular plug.
- Includes handy storage/carrying case.

Tester Kit

Description	Color	Catalog No.
Cat 5e Tester Kit		5596



5596



COMMERCIAL
RESIDENTIAL

H-16
COMMUNICATIONS
PREMISE WIRING
PRODUCTS



COMMERCIAL
RESIDENTIAL

H-17

COMMUNICATIONS
PREMISE WIRING
PRODUCTS



2080-2



2080-4



2084



2078



2077/2076



2075



2085

Video Accessories

Video Accessories

2-, 3- and 4-Way Splitters and Termination Cap

Splits 75 Ohm CATV signal into 2, 3 or 4 signals. Standard F-connector input and outputs. Die-cast body with mounting tabs and ground screw.

Termination cap for supplying “dummy load” to unused F-connections to prevent signal loss.

Description	Catalog No.
2-Way Splitter	2080-2
3-Way Splitter	2080-3
4-Way Splitter	2080-4
Termination Cap for F-Connector Jacks (bag of 25)	2084

Twist-On F-Connectors

Terminates 75 Ohm coaxial cable with a twist-on male F-connector. No crimping tool is required. RG-59 and RG-6 versions available.

Description	Catalog No.
Twist-On Connector for RG-59 (bag of 25)	2078-T59
Twist-On Connector for RG-6 (bag of 25)	2078-T6

1-Piece and 2-Piece Crimp-On F-Connectors

Terminates 75 Ohm coaxial cable with a crimp-on male F-connector. A crimping tool (Catalog No. 2085) is required. Comes in either a 2-piece

version with separate crimp ring, or a 1-piece version with crimp ring attached. RG-59 and RG-6 versions available.

Description	Catalog No.
1-piece Crimp-On Connector for RG-59 (bag of 25)	2076-159
1-piece Crimp-On Connector for RG-6 (bag of 25)	2076-16
2-piece Crimp-On Connector for RG-59 (bag of 25)	2077-259
2-piece Crimp-On Connector for RG-6 (bag of 25)	2077-26

In-Line Splice Coupler

Double female F-connector for use in splicing two cable runs together. Attaches two male F-connectors.

Description	Catalog No.
In-Line Splice Coupler (bag of 25)	2075

NOTE: Retainer nut for wallplate mounting not provided.

Crimping Tool

For use in crimping coaxial connectors onto RG-59 or RG-6 cables. Rugged metal construction with cushioned handles.

Description	Catalog No.
Crimping Tool for Coaxial Connectors	2085

Portable Corrosion Resistant Telephone Connecting Devices

Industrial
Specification Grade



Outdoor Telephone Connecting Devices for: Mobile Homes, RV's, Boats, Marinas and Recreational Vehicle Parks. Cooper Wiring Devices Telephone Connecting Devices are in accordance with Federal Communications Commission Standards.

Hull Inlet

FEATURES

- Hinge, cover and flange chrome plated brass.
- Provides positive locking connection and weather proofing.
- Designed for flush mounting - mounting holes 2.375" (60.33mm) on centers and interchangeable with standard hull inlets used for ship to shore power connections.
- Chrome plated mounting hardware and hull gasket provided.

Hull Inlet

Description	Catalog No.
Telephone hull inlet	PH6594



PH6594

Recreational Vehicle Inlet

FEATURES

- Plate, cover and body made from strong glass reinforced polycarbonate material.
- Designed to fit FS/FD boxes. Also fits standard boxes with No. 7349 adapter plate.
- Spring action weatherproof lift lid cover.
- Corrosion resistant mounting hardware and weather protective gaskets provided.

Recreational Vehicle Inlet

Description	Color	Catalog No.
Recreational vehicle inlet	Black	PH6595



PH6595

Marina & RV Park Outlet

FEATURES

- Plate, cover and body made from strong glass reinforced polycarbonate material.
- Designed to fit FS/FD boxes. Also fits standard boxes with No. 7349 adapter plate.
- Spring action weatherproof lift lid cover.
- Corrosion resistant mounting hardware and weather protective gaskets provided.

Marina & RV Park Outlet

Description	Color	Catalog No.
Marina and park outlet	Black	PH6597



PH6597

COMMERCIAL
RESIDENTIAL

H-18
COMMUNICATIONS
PREMISE WIRING
PRODUCTS

TESTING & CODE COMPLIANCE

· UL Listed to UL1863 (file no. E142334)

MATERIAL

CHARACTERISTICS
PH6595, PH6597,
Glass filled Polyester (PET)

Environmental:
Flammability per UL 94 requirements, VO rated.

Temperature Rating:
-40°C to 75°C.



Portable Corrosion Resistant Telephone Connecting Devices

Cable Set

FEATURES

- Designed for boat and recreational vehicle portable telephone connections.
- Yellow vinyl SJTO cord, 50 ft. (15.24m) long, 3 conductor #16 AWG.



PH6599

Cable Set

Description	Color	Catalog No.
Assembled 50 ft. cable set	Yellow	PH6599

COMMERCIAL
RESIDENTIAL

H-19 COMMUNICATIONS PREMISE WIRING PRODUCTS



PH6623

Plug & Connector

FEATURES

- Yellow neoprene weather protective boot provided with each unit.



PH6629

Hull Inlet

Description	Catalog No.
Plug with yellow boot	PH6623
Connector with yellow boot for inlet connecting applications	PH6629

TESTING & CODE COMPLIANCE

- UL Listed to UL 1863 (file no. E142334).
- FCC Part 68 requirements
- CSA Certified

MATERIAL CHARACTERISTICS

Nylon housing,
Neoprene Boots.

Straight Blade Plugs and Connectors

Hospital Grade Plugs and Connectors	I-1 – I-4
Industrial Specification Grade Plugs and Connectors	I-5 – I-9
Industrial Specification Grade Flanged Inlets and Outlets	I-10
Insulated Straight Blade Plugs and Connectors	I-11
Watertight Straight Blade Plugs and Connectors	I-12
Watertight Boots	I-13
Commercial Specification Grade Plugs and Connectors	I-14 – I-17
Standard Grade Plugs and Connectors	I-18 – I-23
Industrial Specification Grade Power Plugs	I-24
Commercial Specification Grade Power Plugs	I-25
Range and Dryer Plugs and Connectors – for Replacement Use Only	I-26
Industrial Specification Grade Straight Blade Power Plugs	I-27
Commercial Specification Grade Power Plugs and Receptacles	I-28
Industrial Specification Grade Power Plugs	I-29
Commercial Specification Grade Power Plugs	I-30



No one manufactures more straight blade plugs and connectors than Cooper Wiring Devices. These devices are built strong to withstand rugged use while ensuring long-term reliability and easy installation.

Our comprehensive offering includes Hospital, Industrial, Commercial and Standard Grade products. Industrial Grade products include standard black and white devices as well as complete lines of insulated and watertight plugs and connectors. We manufacture our devices from the highest quality thermoplastic materials, and with the option of either external or internal clamping. Commercial Grade products provide functionality similar to our Industrial Grade, but at a more economical cost; Standard Grade devices emphasize simplicity and ease-of-use for do-it-yourself installation.

Available in a broad range of NEMA and Canadian configurations, these high-quality devices meet the UL 498 standard and virtually any application imaginable.



Straight Blade Plugs and Connectors

Cooper Wiring Devices offers one of the largest selections of high-quality plugs and connectors available in the Americas.

Our line includes a wide range of configurations for virtually every application. Many diverse locations can benefit from the safety and quality of these durable high performance devices. Cooper straight blade plugs and connectors meet demanding applications in factories, plants, hospitals, office buildings, garages, kitchens, and schools and universities.

Our plugs and connectors are designed for safe and reliable service in the most demanding environments such as construction sites and convention centers and exhibition halls.

Cooper Wiring Devices straight blade plugs and connectors meet or exceed industry standards as required by the National Electrical Manufacturers Association, Underwriters' Laboratories, General Services Administration, and Federal Specifications. Yet the most rigorous battery of tests is performed within our own facilities.

All of Cooper Wiring Devices' straight blade plugs and connectors are Underwriters' Laboratories (UL) Listed (except where noted). Many are also CSA certified or available as CSA certified. Please consult Cooper Wiring Devices Customer Service for availability.

Hospital Grade Plugs and Connectors

Cooper Wiring Devices Hospital Grade plugs and connectors have been designed for use on all AC branch circuits and equipment, in hospitals and health care facilities as required by NEC, Article 517. Their high impact-resistant thermoplastic construction stands up to the rugged demands of health care facilities. Additional features, such as a clear terminal cover to allow visual inspection of terminations, were designed using direct feedback from the end-users.

Industrial Specification Grade Plugs and Connectors

Industrial Specification Grade plugs and connectors are high-performance connecting devices for use in the high abuse areas of industrial plants, institutional applications and commercial job sites. Our product lines meet or exceed the latest requirements of industry performance standards and design standards such as NEMA, ANSI, UL, CSA, and Federal Specifications/GSA. They are available in all the popular NEMA configurations in straight and angle designs as well as isolated ground models.

Commercial Specification Grade Plugs and Connectors

Cooper Wiring Devices offers three unique designs of impact-resistant thermoplastic Specification Grade plugs and connectors.

1. The Vinyl line has the conventional screw actuated clamp strain-relief with I-beam structure for superior strength.
2. Armored Vinyl plugs and connectors combine rugged thermoplastic bodies with plated steel armor for replacement of OEM plugs and connectors on heavy machinery.
3. Rubber plugs and connectors are designed to resist a wide variety of chemicals such as ammonia, toluene and gasoline. They maintain their flexibility and impact resistance in extremely low temperatures.

Standard Grade Plugs and Connectors

Cooper Wiring Devices Standard Grade plugs and connectors are compact yet rugged devices for use in homes, offices, and commercial buildings. They come in a broad range of designs and configurations to fit many replacement applications.

INDUSTRIAL
COMMERCIAL
RESIDENTIAL

I-Intro-1
STRAIGHT BLADE
PLUGS AND
CONNECTORS

Straight Blade Plugs and Connectors

The Toughest Industrial Specification Grade Devices You Can Find Have One Name — Cooper.

AutoGrip™ Series

AutoGrip plugs and connectors feature an automatic, internal cord grip for fast assembly and a neoprene seal and nylon construction for long-term performance in abusive applications.

AutoGrip™

Backwired for quick installation.

Smooth, tapered body design eliminates snagging while providing a comfortable feel to the user.

Neoprene gasket seals tight cord opening for added terminal protection against outside elements, including moisture, dirt, and metal chips.



Tapered individual wire pockets guide stranded wire into contact area for ease of installation.

Unique AutoGrip design clamps the cord during assembly, reducing installation time.

Nylon Dead-Front construction.



INDUSTRIAL
COMMERCIAL
RESIDENTIAL

I-Intro-2
STRAIGHT BLADE
PLUGS AND
CONNECTORS



Straight Blade Plugs and Connectors

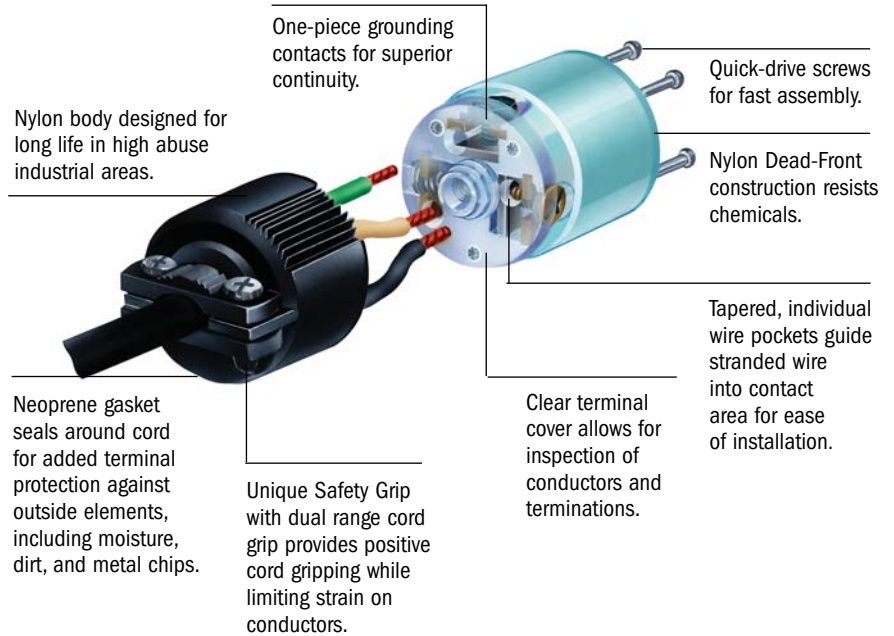
Safety Grip™ Plugs and Connectors Combine Durability and Fast Installation

Safety Grip plugs and connectors feature an external cord grip, neoprene seal and nylon construction for reliable performance in the toughest conditions.

INDUSTRIAL
COMMERCIAL
RESIDENTIAL

I-Intro-3 STRAIGHT BLADE PLUGS AND CONNECTORS

Safety Grip™



Straight Blade Plugs and Connectors Tests

To ensure safety and reliability, Cooper Wiring Devices straight blade plugs and connectors are tested, rated and marked according to various standards. The information below indicates the required performance tests specified by industry standards for electrical wiring devices.

Plugs and Connectors			
Classification	Standards	Devices	Tests
Standard Grade	UL498 NEMA WD-1	Connectors	10 Cycles with Standard Plug Blades
		Connectors	50 Cycles at 150% Rated Current
		Connectors	Plug Retention-Hold 3 lbs. on 2 Pole Bladed Plug
		Connectors	Plug Release-Release 15 lbs. on 2 Pole 3 Wire Plug
		Plugs & Connectors	30° Maximum Temperature Rise at Full Rated Current
		Plugs & Connectors	Strain Relief
		Plugs & Connectors	Stray Strand Dielectric
Industrial Specification Grade and Commercial Specification Grade	UL 498 NEMA WD-1 and Fed. Spec. WC 596 (GSA)		All the Requirements of Standard Grade Plus:
		Connectors	Total of 20 Cycles with Oversized Blades
		Connectors	Contact Retention-1 1/2 lbs. on Single Undersized Power Blade, 4 oz. on Undersized Grounding Blade
		Connectors	Total of 250 Cycles at 200% Rated Current
		Plugs & Connectors	Dielectric. 1000 + 2 x Rated Voltage
Hospital Grade	UL 498 & 544		All the Requirements of Industrial Specification Grade Plus:
		Connectors	Ground Contact Temperature
		Connectors	Ground Contact Overstress
		Connectors	Resistance
		Plugs & Connectors	Mold Stress Relief
		Plugs & Connectors	Crush
		Plugs & Connectors	Impact Resistance
		Plugs & Connectors	Mechanical Drop
		Plugs & Connectors	Strain Relief Tests
Connectors	Plug Connection and Separation		



INDUSTRIAL
COMMERCIAL
RESIDENTIAL

I-Intro-4
STRAIGHT BLADE
PLUGS AND
CONNECTORS



Hospital Grade Plugs and Connectors

2 Pole, 3 Wire Grounding
 NEMA 5-15, 15A 125V
 NEMA 6-15, 15A 250V
 NEMA 5-20, 20A 125V
 NEMA 6-20, 20A 250V


Safety Grip™ Nylon Plugs and Connectors

FEATURES


- Marked "Hospital Grade" and identified with "green dot" symbol.
- Nylon back-wired Dead-Front construction.
- Neoprene gasket seals cord hole on straight plugs and connectors.
- Dual range cord grip clamps on straight plugs and connectors.
- Combination head screws: U.S. Phillips/slotted; Canadian Robertson/slotted.
- Add "-C" to catalog numbers for Canadian screws.

INDUSTRIAL
 COMMERCIAL
 RESIDENTIAL

I-1 STRAIGHT BLADE PLUGS AND CONNECTORS



6266HGC



6265HGC

Safety Grip™ Plugs and Connectors

Rating A	V/AC	NEMA	Description	Cord Diameter	Body Color	Catalog No.	
						Plug	Connector
15	125	5-15	Straight	0.300-0.656" (7.62-16.7mm)	Black & White	6266HG	6269HG
			Straight		Clear	6266HGC	6269HGC
			Angle		Clear	6265HGC	—
15	250	6-15	Angle	0.300-0.656" (7.62-16.7mm)	Black & White	6665HG	—
			Angle		Clear	6665HGC	—
20	125	5-20	Straight	0.300-0.656" (7.62-16.7mm)	Black & White	6766HG	6769HG*
			Angle		Black & White	6765HG	—
			Angle		Clear	6765HGC	—
20	250	6-20	Angle	0.300-0.656" (7.62-16.7mm)	Black & White	6865HG	—
			Angle		Clear	6865HGC	—

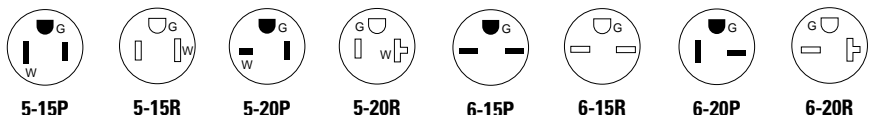
* Not CSA certified

TESTING & CODE COMPLIANCE

- Listed to UL 498 (file no. E3663),
- UL verified to Federal Spec. WC-596F,
- CSA Certified to C22.2 no. 42 (file no. LR7087), except as noted.

MATERIAL CHARACTERISTICS

Nylon; clear devices are Nylon and polycarbonate.
 Temperature Rating: -40°C to 75°C.



Hospital Grade Plugs and Connectors

2 Pole, 3 Wire Grounding
NEMA 5-15, 15A 125V
NEMA 5-20, 20A 125V



AutoGrip™ Nylon Plugs and Connectors

FEATURES

- Neoprene gasket seals cord hole opening
- Automatic cord grip assembly clamps the flexible cord to reduce wiring time
- All thermoplastic construction reduces breakage.
- Combination head screws: U.S. Phillips/slotted; Canadian Robertson/slotted.
- Back wired Dead-Front design.
- Add "-C" to catalog numbers for Canadian screws.

AutoGrip™ Plugs and Connectors

Rating		NEMA	Description	Cord Diameter	Body Color	Catalog No.	
A	V/AC					Plug	Connector
15	125	5-15	Straight	0.300-0.656" (7.62-16.7mm)	Black & White	5266NHG	5269NHG
			Straight		Clear	5266NHGC	5269NHGC
			Straight Isolated Ground		Orange	IG5266NHG	—
20	125	5-20	Straight	0.300-0.656" (7.62-16.7mm)	Black & White	5366NHG	5369NHG*
			Straight		Clear	5366NHGC	5369NHGC*

* Not CSA certified



5266NHGC



5369NHGC

INDUSTRIAL
COMMERCIAL
RESIDENTIAL

I-2 STRAIGHT BLADE PLUGS AND CONNECTORS

TESTING & CODE COMPLIANCE

- Listed to UL 498 (file no. E3663),
- UL verified to Federal Spec. WC-596F,
- CSA Certified to C22.2 no. 42 (file no. LR7087), except as noted.

MATERIAL CHARACTERISTICS
Nylon; clear devices are Nylon and polycarbonate.
Temperature Rating: -40°C to 75°C.



5-20P



5-20R



5-15P



5-15R




Hospital Grade Plugs and Connectors

2 Pole, 3 Wire Grounding
 NEMA 5-15, 15A 125V
 NEMA 6-15, 15A 250V
 NEMA 5-20, 20A 125V
 NEMA 6-20, 20A 250V

INDUSTRIAL
 COMMERCIAL
 RESIDENTIAL

I-3 STRAIGHT BLADE PLUGS AND CONNECTORS



8115V



8666V

TESTING & CODE COMPLIANCE

- Listed to UL 498 (file no. E3663), except 8115GY: (file no. E146159).
- CSA Certified to C22.2 no.42 (file LR7087), except 8115GY: (file no. LR1765).

MATERIAL CHARACTERISTICS

Nylon.
 Temperature Rating:
 -40°C to 95°C
 except for 8115GY:
 -40°C to 75°C.

Quickeze® Nylon Plugs

FEATURES

- Twist on cover – eliminates exposed assembly screws.
- Nylon Dead-Front construction.
- Back wired clamp type terminals.
- Fast wiring design – terminals located on one side only.

Quickeze® Plugs

Rating	A	V/AC	NEMA	Description	Cord Diameter	Body Color	Catalog No. Plug
15	125	5-15	Straight		0.300-0.656" (7.62-16.7mm)	Gray	8115V
					0.300-0.656" (7.62-16.7mm)	White	8115VW
					0.300-0.656" (7.62-16.7mm)	Black	8115VBK
20	125	5-20	Straight	0.300-0.656" (7.62-16.7mm)	Gray	8364V	
15	250	6-15	Straight	0.300-0.656" (7.62-16.7mm)	Gray	8666V	
20	250	6-20	Straight	0.300-0.656" (7.62-16.7mm)	Gray	8466V	

* Not CSA certified

Quick Grip™ Nylon Dead-Front Plug

FEATURES

- One piece design and quick drive screws for fast wiring.
- Combination head screws: Phillips/Robertson/slotted.



8115GY

Quick Grip™ Dead-Front Plug

Rating	A	V/AC	NEMA	Description	Cord Diameter	Body Color	Catalog No. Plug
15	125	5-15	Straight		0.220-0.660" (5.6-16.8mm)	Gray	8115GY



5-15P



6-15P



5-20P



6-20P

Hospital Grade Plugs and Connectors

2 Pole, 3 Wire Grounding
NEMA 5-15, 15A 125V
NEMA 6-15, 15A 250V
NEMA 5-20, 20A 125V
NEMA 6-20, 20A 250V



Thermoplastic Hospital Grade Plugs and Connectors

FEATURES

- High impact-resistant thermoplastic housings.
- Assembly screws are speed-threaded and captive, reducing installation time.
- Solid brass plug blades are firmly embedded in body.
- See-through terminal cover and body allows inspection of connections.
- Terminals in individual chambers to positively insulate conductors.
- Clearly marked rating, NEMA configuration and standard compliances (third-party listing) on face of device.
- Terminal screws backed out - ready for wiring.
- Combination slot/Phillips head mounting and terminal screws ease installation with power screwdrivers. (Slot/Robertson screws in Canada where available).

Hospital Grade Plugs and Connectors

Rating A	V/AC	NEMA	Description	Cord Diameter	Body Color	Catalog No.	
						Plug	Connector
15	125	5-15	Straight	0.25 -0.69" (6.4-17.5mm)	Clear	8266	8269
20	125	5-20	Straight	0.25 -0.69" (6.4-17.5mm)	Clear	8366	8369
15	250	6-15	Straight	0.25 -0.69" (6.4-17.5mm)	Clear	8666	8669
20	250	6-20	Straight	0.25 -0.69" (6.4-17.5mm)	Clear	8466	8469



INDUSTRIAL
COMMERCIAL
RESIDENTIAL

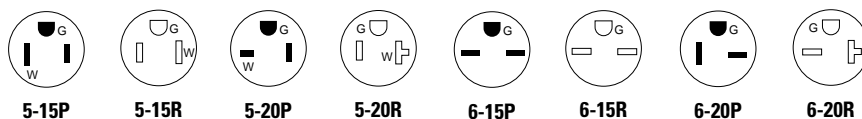
I-4 STRAIGHT BLADE PLUGS AND CONNECTORS

TESTING & CODE COMPLIANCE

- Listed to UL 498 (file no. E15012)
- UL verified to Federal Spec. WC-596.
- CSA Certified, (file no. 2081 (6221-02)).
- to C22.2 no 42.
- NOM Certified.

MATERIAL CHARACTERISTICS

Polycarbonate and PVC
Environmental:
Meets flammability requirements per UL 94, V2 rated.
Temperature Rating:
-20°C to 60°C.





Industrial Specification Grade Plugs and Connectors

- 2 Pole, 3 Wire Grounding
- 3 Pole, 3 Wire Non-Grounding
- 4 Pole, 4 Wire Non-Grounding
- NEMA 5-15, 15A 125V
- NEMA 6-15, 15A 250V
- NEMA 5-20, 20A 125V
- NEMA 6-20, 20A 250V
- NEMA 7-20, 20A 277V
- NEMA 10-20, 20A 125/250V
- NEMA 18-20, 20A 120/280V 3Ø

Safety Grip™ Nylon Dead-Front Plugs and Connectors

FEATURES

- Nylon back-wired Dead-Front construction.
- Neoprene gasket seals cord hole opening.
- Dual range cord grip design.
- Combination head screws: U.S. Phillips/slotted; Can. Robertson/slotted.
- Add "-C" to catalog numbers for Canadian Screws.

Safety Grip™ Dead-Front Plugs and Connectors


Rating A	V/AC	NEMA	Description	Cord Diameter	Color	Catalog No.	
						Plug	Connector
15	125	5-15	Straight	0.250-0.656" (6.4-16.7mm)	Black & White	6266*	6269*
			Angle	0.300-0.656" (7.62-16.7mm)	Black & White	6265*	
15	250	6-15	Straight	0.250-0.656" (6.4-16.7mm)	Black & White	6666*	6669*
20	125	5-20	Straight	0.250-0.656" (6.4-16.7mm)	Black & White	6766	6769†
20	250	6-20	Straight	0.250-0.656" (6.4-16.7mm)	Black & White	6866	6869
20	277	7-20	Straight	0.375-1.000" (9.5-25.4mm)	Black & White	7624N	—
20	125/250	10-20	Straight	0.375-1.000" (9.5-25.4mm)	Black & White	9151N†	—
20	120/ 208V 3Ø	18-20	Straight	0.375-1.000" (9.5-25.4mm)	Black & White	7251N†	—

* Not Fed. Specs.

† Not CSA listed

INDUSTRIAL
COMMERCIAL
RESIDENTIAL

I-5 STRAIGHT BLADE PLUGS AND CONNECTORS

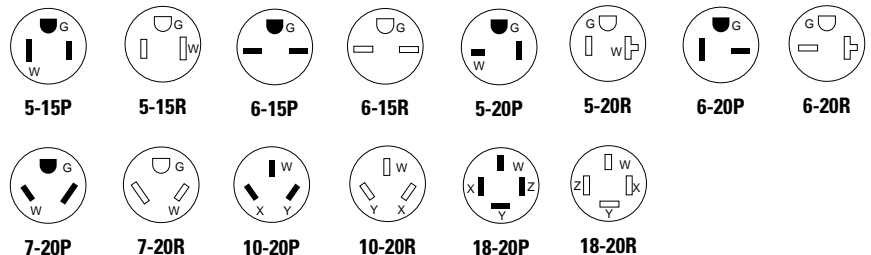


TESTING & CODE COMPLIANCE

- Listed to UL 498 (file no. E3663,)
- UL verified to Federal Spec. WC-596, except as noted.
- Listed to CSA, C22.2 no 42. (file no. LR7087), except as noted.

MATERIAL CHARACTERISTICS

Nylon.
Temperature Rating:
-40°C to 75°C.



Industrial Specification Grade Plugs and Connectors

2 Pole, 3 Wire Grounding
 3 Pole, 4 Wire Grounding
 NEMA 5-15, 15A 125V
 NEMA 6-15, 15A 250V
 NEMA 5-20, 20A 125V
 NEMA 6-20, 20A 250V
 NEMA 14-20, 20A 125/250V,
 NEMA 15-20, 20A 250V 3Ø



AutoGrip™ Nylon Dead-Front Plugs and Connectors

FEATURES

- Neoprene gasket seals cord hole opening.
- Back wired Dead-Front design.
- All nylon construction reduces breakage and provides excellent chemical resistance.
- Automatic cord grip clamps the cord during assembly.
- Combination head screws: U.S. Phillips/slotted; Can. Robertson/slotted.
- Add "-C" to catalog numbers for Canadian Screws.

AutoGrip™ Dead-Front Plugs and Connectors

Rating		NEMA	Description	Cord Diameter	Color	Catalog No.	
A	V/AC					Plug	Connector
15	125	5-15	Straight	0.250-0.656" (6.4-16.7mm)	Black & White	5266N	5269N
			Straight Corrosion Resistant	0.250-0.656" (6.4-16.7mm)	Yellow	5266NCR	5269NCR
			Straight Isolated Ground	0.250-0.656" (6.4-16.7mm)	Orange	IG5266N	
15	250	6-15	Straight	0.250-0.656" (6.4-16.7mm)	Black & White	5666N	5669N
20	125	5-20	Straight	0.250-0.656" (6.4-16.7mm)	Black & White	5366N	5369N*
			Straight Corrosion Resistant	0.250-0.656" (6.4-16.7mm)	Yellow	5366NCR	5369NCR*
			Straight	0.250-0.656" (6.4-16.7mm)	Yellow	5366NY	5369NY*
20	250	6-20	Straight	0.250-0.656" (6.4-16.7mm)	Black & White	5466N	5469N*
20	125/250	14-20	Straight	0.625-1.125" (15.9-28.6mm)	Yellow	5757*†	
20	250V 3Ø	15-20	Straight	0.625-1.125" (15.9-28.6mm)	Yellow	5783*†	

*Not CSA listed
 †Not Federal Spec.



5-15P



5-15R



6-15P



6-15R



5-20P



5-20R



6-20P



6-20R



14-20P



14-20R



15-20P



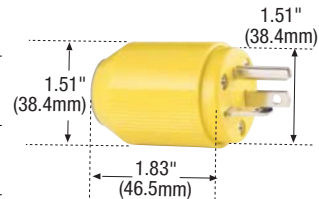
15-20R




5266N



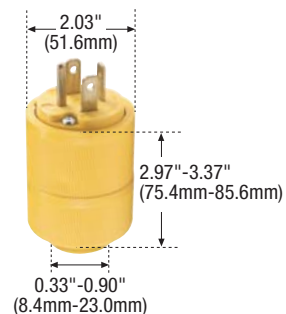
5269N



5366NCR



5369NCR



5757



INDUSTRIAL
 COMMERCIAL
 RESIDENTIAL

I-6 STRAIGHT BLADE PLUGS AND CONNECTORS

TESTING & CODE COMPLIANCE

- Listed to UL 498 (file no. E3663).
- Federal Spec. WC-596, except 5757 & 5783: (file no. E146159).
- CSA listed to C22.2 no 42. (file no. LR7087.)

MATERIAL CHARACTERISTICS

Nylon, except 5757 & 5783: ABS/PVC.
 Temperature Rating: -40°C to 75°C.



Industrial Specification Grade Plugs and Connectors


2 Pole, 3 Wire Grounding
 3 Pole, 3 Wire Non-Grounding
 NEMA 5-15, 15A 125V
 NEMA 5-20, 20A 125V
 NEMA 6-15, 15A 250V,
 NEMA 6-20, 20A 250V
 NEMA 10-20, 20A 125/250V

INDUSTRIAL
 COMMERCIAL
 RESIDENTIAL

I-7 STRAIGHT BLADE PLUGS AND CONNECTORS



5266



5266AN



5269

TESTING & CODE COMPLIANCE

- Listed to UL 498 (file no. E3663).
- UL verified to Federal Spec. WC-596 except as noted.
- CSA Certified to C22.2 no. 42. (file no. 2081 (6221-02)),
- NOM Certified.

MATERIAL CHARACTERISTICS

Polycarbonate and PVC.
 Environmental:
 Meets flammability requirements per UL 94, V2 rated.
 Temperature Rating:
 -40°C to 75°C.

Industrial Specification Grade Polycarbonate Plugs and Connectors

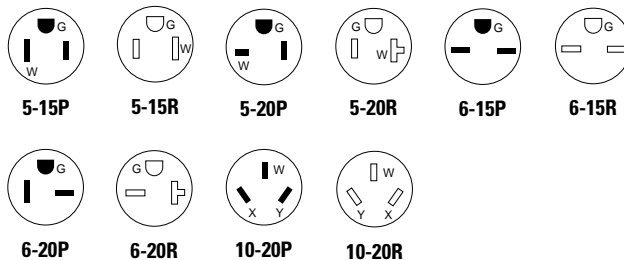
FEATURES

- High impact-resistant thermoplastic housings with easy-grip grooves.
- Assembly screws are speed-threaded and captive, reducing installation time.
- Solid brass plug blades are firmly embedded in body.
- See-through terminal cover allows inspection of connections.
- Terminals in individual chambers to positively insulate conductors.
- Clearly marked rating, NEMA configuration and standard compliances (third-party listing) on face of device.
- Terminal screws backed out - ready for wiring.
- Angle plugs have eight possible positions for maximum convenience.
- Combination slot/Phillips head mounting and terminal screws ease installation with power screwdrivers. (Slot/Robertson screws in Canada where available).

Industrial Specification Grade Polycarbonate Plugs and Connectors

Rating	Cord	Catalog No.	
A V/AC	NEMA	Description	Plug Connector
15 125	5-15	Straight	5266 5269**
		Angle	5266AN**
20 125	5-20	Straight	5366 5369**
		Angle	5366AN
15 250	6-15	Straight	5666 5669**
		Angle	5666AN
20 250	6-20	Straight	5466 5469**
		Angle	5466AN
20 125/250	10-20	Straight	5236

** Not Fed. Specs.



Industrial Specification Grade Plugs and Connectors

2 Pole, 3 Wire Grounding
 NEMA 5-15, 15A 125V
 NEMA 6-15, 15A 250V,
 NEMA 5-20, 20A 125V
 NEMA 6-20, 20A 250V




Quickeze™ Nylon Dead-Front Plugs

FEATURES

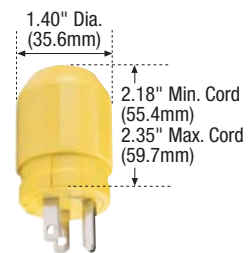
- Nylon backed-wired Dead-Front construction.
- Twist on cover eliminates assembly screws.
- All terminal screws located on same side for fast wiring.
- Automatic cord grip clamps the cord during assembly.
- Combination head screws: U.S. Phillips/slotted; Can. Robertson/slotted.
- Add "-C" to catalog numbers for Canadian Screws.

Quickeze™ Dead-Front Plugs


Rating A	V/AC	NEMA	Description	Cord Diameter	Color	Catalog No. Plug
15	125	5-15	Straight	0.250-0.656" (6.4-16.7mm)	Gray	5965V
			Straight Corrosion Resistant	0.250-0.656" (6.4-16.7mm)	Yellow	5965VCR
15	250	6-15	Straight	0.250-0.656" (6.4-16.7mm)	Gray	5666V
20	125	5-20	Straight	0.250-0.656" (6.4-16.7mm)	Gray	5364V
			Straight Corrosion Resistant	0.250-0.656" (6.4-16.7mm)	Yellow	5364VCR
20	250	6-20	Straight	0.250-0.656" (6.4-16.7mm)	Gray	5464V



5965V



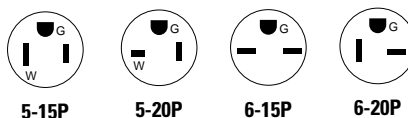
5965VCR



5364VCR

INDUSTRIAL
 COMMERCIAL
 RESIDENTIAL

I-8 STRAIGHT BLADE PLUGS AND CONNECTORS



TESTING & CODE COMPLIANCE

- Listed to UL 498 (file no. E3663).
- Listed to CSA, C22.2 no. 42. (file no. LR7087).

MATERIAL CHARACTERISTICS

Nylon.
 Temperature Rating:
 -40°C to 95°C.




Industrial Specification Grade Plugs and Connectors

2 Pole, 3 Wire Grounding
 3 Pole, 3 Wire Non-Grounding
 NEMA 5-15, 15A 125V
 NEMA 6-15, 15A 250V,
 NEMA 5-20, 20A 125V
 NEMA 6-20, 20A 250V
 Non-NEMA 15/10A, 125/250V

INDUSTRIAL
 COMMERCIAL
 RESIDENTIAL


I-9 STRAIGHT BLADE PLUGS AND CONNECTORS



5666Y



5669Y



4472

TESTING & CODE COMPLIANCE

- Listed to UL 498 (file no. E146159).
- UL verified to Federal Spec. WC-596
- CSA certified to C22.2 no. 42, (file no. LR1765). (4475 and 4472 are not UL or CSA listed).

MATERIAL CHARACTERISTICS

Temperature Rating:
 -40°C to 75°C.

QuickGrip™ Dead-Front Plugs and Connectors

FEATURES

- One piece design and quick drive screws for fast wiring.
- High visibility yellow nylon for chemical and impact resistance.
- Combination head screws: Phillips/Robertson/slotted.
- UL verified to Federal Spec. WC-596F, CSA certified.

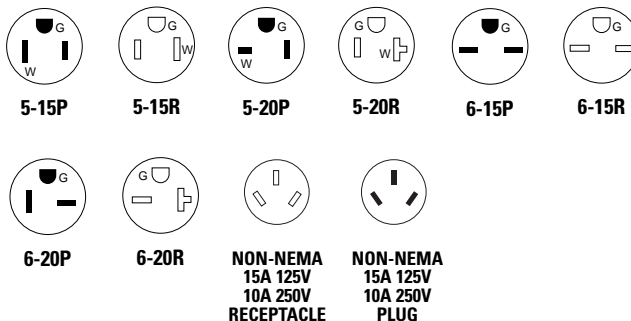
QuickGrip™ Dead-Front Plugs and Connectors

Rating A	V/AC	NEMA	Description	Cord Diameter	Color	Catalog No.	
						Plug	Connector
15	125	5-15	Straight	0.230-0.720" (5.8-18.3mm)	Yellow	5965Y	5969Y
			Straight	0.230-0.720" (5.8-18.3mm)	Black	5965BK	5969BK
15	250	6-15	Straight	0.230-0.720" (5.8-18.3mm)	Yellow	5666Y	5669Y
20	125	5-20	Straight	0.230-0.720" (5.8-18.3mm)	Yellow	5364Y	5369Y
20	250	6-20	Straight	0.230-0.720" (5.8-18.3mm)	Yellow	5464Y	5469Y

Rubber Dead-Front Plugs

Rating A	V/AC	NEMA	Description	Cord Diameter	Color	Catalog No.	
						Plug	Connector
15/10	125/250	Non-NEMA	Straight	0.560-.0650" (14.2-16.5mm)	Black	4475**	
				0.325-0.560" (8.3-14.2mm)	Black		4472**

** Not Fed. Specs.



Industrial Specification Grade Flanged Inlets and Outlets

2 Pole, 3 Wire Grounding
 NEMA 5-15, 15A 125V
 NEMA 6-15, 15A 250V,
 NEMA 5-20, 20A 125V
 NEMA 6-20, 20A 250V



Industrial Specification Grade Flanged Inlets and Outlets

FEATURES

- Mounting holes interchangeable with other designs.
- Back wired clamp type terminals.

Industrial Specification Grade Flanged Inlets and Outlets 2 Pole, 3 Wire Grounding

Rating						
A	V/AC	NEMA	Description	Cord Diameter	Color	Catalog No.
15	125	5-15	Nylon Inlet		Black & White	5278C
			Nylon Outlet		Black & White	5279C*
			Metal Shell Inlet		Metal	5278
			Metal Shell Inlet with Reversed Shell		Metal	5288*
			Metal Shell Outlet with Cord Grip	0.296-0.625" (7.5-15.9mm)	Metal	5289*
			Metal Shell Outlet, Side Wire		Metal	5246
15	250	6-15	Nylon Inlet		Black & White	5678C
			Nylon Outlet		Black & White	5679C*
20	125	5-20	Nylon Inlet		Black & White	5778C
			Nylon Outlet		Black & White	5779C*
20	250	6-20	Nylon Inlet		Black & White	5878C
			Nylon Outlet		Black & White	5879C*

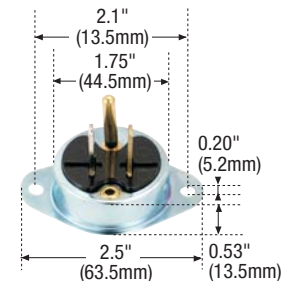
*Not CSA Certified



5278



5278C



5288

INDUSTRIAL
 COMMERCIAL
 RESIDENTIAL

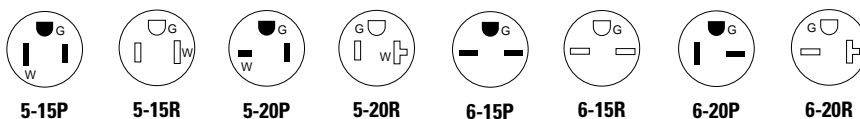
I-10 STRAIGHT BLADE PLUGS AND CONNECTORS

TESTING & CODE COMPLIANCE

- Listed to UL 498, (file no. E3663) for inlets and (file no. E2369) for outlets.
- CSA Certified to C22.2 no. 42 (file LR7087).

MATERIAL CHARACTERISTICS

Nylon, except Metal flanged devices: Phenolic.
 5246: Glass filled Nylon.
 Environmental: Flammability per UL 94 requirements, V2 rated.
 Temperature Rating: -40°C to 75°C, except 5278, 5288, 5279, 5289, 5246, 5656, 5787: -40°C to 105°C.





Insulated Straight Blade Plugs and Connectors

2 Pole, 3 Wire Grounding
 NEMA 5-15, 15A 125V
 NEMA 6-15, 15A 250V
 NEMA 5-20, 20A 125V
 NEMA 6-20, 20A 250V

INDUSTRIAL
 COMMERCIAL
 RESIDENTIAL

I-11 STRAIGHT BLADE PLUGS AND CONNECTORS



1447



1547



14W

TESTING & CODE COMPLIANCE

- Listed to UL 498 (file no. E3663).
- cUL certified for Canada to C22.2 no. 42 (file no. E3663).
- Closure Cap not UL or cUL listed.

MATERIAL CHARACTERISTICS

Thermoplastic elastomeric (TPE) exterior. Glass filled Nylon and glass filled polypropylene interior. Temperature Rating: -40°C to 70°C.

Insulated Straight Blade Plugs and Connectors

FEATURES

- Thermoplastic elastomeric exteriors outperform rubber when exposed to moisture, chemicals, oils, and the effects of ultraviolet radiation and ozone attack.
- Connector and plug exteriors can be reversed to shroud plug blades.
- Available closure cap can be used on plug or connector to protect from abuse, dirt or moisture.
- High visibility safety yellow for identification.
- Contacts, blades and terminal screws nickel plated for corrosion resistance.
- Stainless steel assembly and cord grip screws for corrosion resistance.
- Add "-C" to catalog numbers for Canadian Screws.

15A and 20A Insulated Straight Blade Plugs and Connectors

Rating	A	V/AC	NEMA	Description	Color	Catalog No.	
						Plug	Connector
15	125	5-15	Straight	Yellow	1447	1547	
15	250	6-15	Straight	Yellow	1449	1549	
20	125	5-20	Straight	Yellow	1433	1533	
20	250	6-20	Straight	Yellow	1448	1548	

Accessories

Accessories

Description	Catalog No.
Plug closure cap	14W



5-15P



5-15R



5-20P



5-20R



6-15P



6-15R



6-20P



6-20R

Watertight Straight Blade Plugs and Connectors

2 Pole, 3 Wire Grounding
 NEMA 5-15, 15A 125V
 NEMA 6-15, 15A 250V
 NEMA 5-20, 20A 125V
 NEMA 6-20, 20A 250V



Watertight Straight Blade Plugs and Connectors

FEATURES

- Thermoplastic elastomeric exteriors outperform rubber when exposed to moisture, chemicals, oils, and the effects of ultraviolet radiation and ozone attack.
- Mated plug and connector form a watertight seal that meets the requirements of NEMA 3R, 4X and Withstands water spray test at 800 psi.
- Connector supplied with closure cap for watertight seal when connector not in use. Optional plug cap available.
- High visibility safety yellow for identification.
- Contacts, blades and terminal screws nickel plated for corrosion resistance.
- Quick drive, stainless steel assembly screws for fast installation.
- Color coded neoprene grommets for a watertight seal on a wide range of cord sizes.
- Add "-C" to catalog numbers for Canadian Screws.

15A and 20A Watertight Straight Blade Plugs and Connectors

Rating					Catalog No.	
	A	V/AC	NEMA	Description	Plug	Connector
15	125	5-15	Straight	Yellow	14W47	15W47
15	250	6-15	Straight	Yellow	14W49	15W49
20	125	5-20	Straight	Yellow	14W33	15W33
20	250	6-20	Straight	Yellow	14W48	15W48


Accessories

Accessories

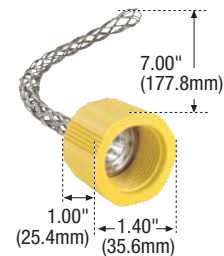
Description	Catalog No.
Plug closure cap	14W
Replacement connector closure cap	15W
Wire mesh grip, cord dia. 0.30"-0.50" (7.6mm-12.7mm)	WM115
Wire mesh grip, cord dia. 0.50"-0.62" (12.7mm-15.7mm)	WM116



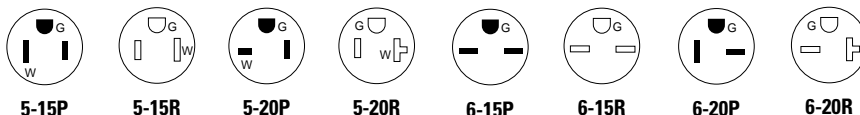
14W47



15W47



WM115



INDUSTRIAL
 COMMERCIAL
 RESIDENTIAL

I-12 STRAIGHT BLADE PLUGS AND CONNECTORS

TESTING & CODE COMPLIANCE

- Listed to UL 498 (file no. E3663).
- cUL certified for Canada to C22.2 no. 42 (file no. E3663).
- 14W, 15W, WM115, WM116 not UL or cUL listed.

MATERIAL CHARACTERISTICS

Thermoplastic elastomeric (TPE) exterior. Glass filled Nylon and glass filled polypropylene interior. Temperature Rating: -40°C to 70°C.



Watertight Boots

Weather Protective Boots

FEATURES

- Designed for use with Safety Grip, AutoGrip and Quickeze plugs and connectors.
- Black neoprene resists oil, grease, acids and has long life properties.
- Flexible and easy to apply to plug or connector.
- Cord hole opening can be cut away for large diameter cords.
- Carries IP55 environmental rating when applied to mating plug and connector.

INDUSTRIAL
COMMERCIAL
RESIDENTIAL

I-13

STRAIGHT BLADE PLUGS AND CONNECTORS



BS1



BS2



BS3

Weather Protective Boots

Description	Catalog No.
Fits AutoGrip and Safety Grip plugs when used with connector equipped with BS2, receptacle or outlet, connectors when used with inlet	BS1
Fits AutoGrip and Safety Grip connectors when used with mating plug equipped with BS1	BS2
Fits Quickeze plugs when used with receptacles and mating connector equipped with BS2	BS3

TESTING & CODE COMPLIANCE

· Listed to UL 514C and cUL Certified to CSA C22.2 no.18 (file no. E2458).
UL tested to IEC529 IP55 environmental rating.

MATERIAL CHARACTERISTICS

Neoprene.
Temperature Rating:
-40°C to 105°C.

Commercial Specification Grade Plugs and Connectors

2 Pole, 3 Wire Grounding
NEMA 5-15, 15A 125V
NEMA 6-15, 15A 250V
NEMA 5-20, 20A 125V
NEMA 6-20, 20A 250V



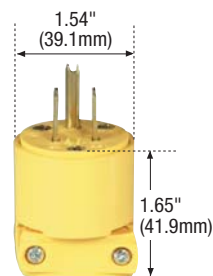
Thermoplastic Plugs and Connectors

FEATURES


- Solid brass plug blades are firmly embedded in body.
- Terminal screw clamps are designed to contain wire and prevent binding.
- Terminal screws backed out – ready for wiring.
- Terminals in individual chambers to positively insulate conductors.
- Vinyl angle plugs have eight possible positions for maximum convenience.
- Combination slot/Phillips head mounting and terminal screws ease installation with power screwdrivers. (Slot/Robertson screws in Canada where available).

Vinyl Plugs and Connectors

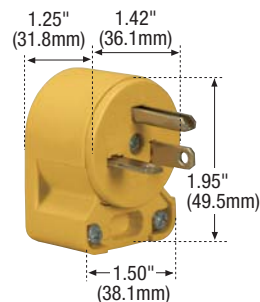
Rating		NEMA	Description	Cord Diameter	Color	Catalog No.	
A	V/AC					Plug	Connector
15	125	5-15	Straight	0.25"-0.655" (6.35mm-16.64mm)	Yellow	4867	4887
			Angle	0.25"-0.655" (6.35mm-16.64mm)	Yellow	4867AN	
				0.25"-0.655" (6.35mm-16.64mm)	White	4867ANW	
20	125	5-20	Straight	0.25"-0.655" (6.35mm-16.64mm)	Yellow	4409	4228
			Angle	0.25"-0.655" (6.35mm-16.64mm)	Yellow	4409AN	
15	250	6-15	Straight	0.25"-0.655" (6.35mm-16.64mm)	Yellow	4866	4227
			Angle	0.25"-0.655" (6.35mm-16.64mm)	Yellow	4866AN	
20	250	6-20	Straight	0.25"-0.655" (6.35mm-16.64mm)	Yellow	4509	4229
			Angle	0.25"-0.655" (6.35mm-16.64mm)	Yellow	4509AN	



4867



4887



4409AN

INDUSTRIAL
COMMERCIAL
RESIDENTIAL

I-14 STRAIGHT BLADE PLUGS AND CONNECTORS

TESTING & CODE COMPLIANCE

- Listed UL 498 (file no. E15012).
- CSA Certified to C22.2 no. 42 (file no. LR2081 (6221-02)).
- NOM Certified.

MATERIAL CHARACTERISTICS

Polypropylene and PVC.
Environmental:
Meets flammability requirements per UL 94, VO rated.
Temperature Rating:
-20°C to 60°C.



5-15P



5-15R



5-20P



5-20R



6-15P



6-15R



6-20P



6-20R



Commercial Specification Grade Plugs and Connectors

2 Pole, 3 Wire Grounding
 NEMA 5-15, 15A 125V
 NEMA 6-15, 15A 250V
 NEMA 5-20, 20A 125V
 NEMA 6-20, 20A 250V

INDUSTRIAL
 COMMERCIAL
 RESIDENTIAL


I-15 STRAIGHT BLADE PLUGS AND CONNECTORS




3867-3



3487-3



3867-4GN



3867-4RN

TESTING & CODE COMPLIANCE

- Listed to UL 498 (file no. E15012).
- CSA Certified C22.2 no. 42 (file no. 2081 (6221-02)).
- NOM Certified.

MATERIAL CHARACTERISTICS

Nylon.
 Temperature Rating:
 -40°C to 75°C.

Nylon Plugs and Connectors

FEATURES

- Solid brass plug blades are firmly embedded in body.
- Terminal screw clamps are designed to contain wire and prevent binding.
- Terminal screws backed out - ready for wiring.
- High visibility product available in three colors for quick location and identification of plugs in the middle of a job site.
- High visibility product contains neoprene dust cover which prevents dust from entering the plug or connector at the cable entrance.
- Combination slot/Phillips head mounting and terminal screws ease installation with power screwdrivers. (Slot/Robertson screws in Canada where available).

High Visibility Plugs and Connectors

Rating A	V/AC	NEMA	Description	Cord Diameter	Color	Catalog No.	
						Plug	Connector
15	125	5-15	Straight	0.25"-0.656" (6.35mm-16.66mm)	Fluorescent Green	3867-4GN	3487-4GN
			Straight	0.25"-0.656" (6.35mm-16.66mm)	Fluorescent Orange	3867-4RN	3487-4RN
			Straight	0.25"-0.656" (6.35mm-16.66mm)	Bright Yellow	3867-4Y	3487-4Y

Nylon Plugs and Connectors

Rating A	V/AC	NEMA	Description	Cord Diameter	Color	Catalog No.	
						Plug	Connector
15	125	5-15	Straight	0.25"-0.656" (6.35mm-16.66mm)	Yellow	3867-3	3487-3
						3829-3	3428-3
20	125	5-20	Straight	0.25"-0.656" (6.35mm-16.66mm)	Yellow	3866-3	3427-3
						4809-3	3429-3



5-15P



5-15R



5-20P



5-20R



6-15P



6-15R



6-20P



6-20R

Commercial Specification Grade Plugs and Connectors

2 Pole, 3 Wire Grounding
NEMA 5-15, 15A 125V
NEMA 6-15, 15A 250V
NEMA 5-20, 20A 125V
NEMA 6-20, 20A 250V
NEMA 7-15, 15A 277V



Vinyl Armored and Rubber Plugs

FEATURES

- Solid brass plug blades are firmly embedded in body.
- Terminal screw clamps are designed to contain wire and prevent binding.
- Terminal screws backed out - ready for wiring.
- Terminals in individual chambers to positively insulate conductors.
- Armored housing automatically grounded.
- Combination slot/Phillips head mounting and terminal screws ease installation with power screwdrivers. (Slot/Robertson screws in Canada where available).

Vinyl Armored Plugs

Rating	Cord		Catalog No.				
A	V/AC	NEMA	Description	Diameter	Color	Plug	Connector
15	125	5-15	Straight	0.25-0.625" (6.35-15.87mm)	Yellow	2867	2887
20	125	5-20	Straight	0.25-0.625" (6.35-15.87mm)	Yellow	2809	2228
15	250	6-15	Straight	0.25-.0625" (6.35-15.87mm)	Yellow	2866	2227
20	250	6-20	Straight	0.25-0.625" (6.35-15.87mm)	Yellow	3809	2229
15	277	7-15	Straight	0.25-0.625" (6.35-15.87mm)	Yellow	2839*	—


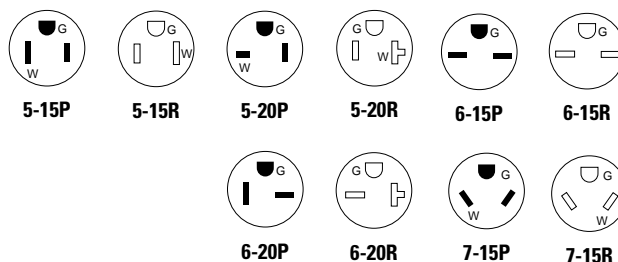
*Not NOM

Thermoplastic Rubber Plugs


Rating	Cord		Catalog No.				
A	V/AC	NEMA	Description	Diameter	Color	Plug	Connector
15	125	5-15	Straight	0.25-0.60" (6.35-15.24mm)	Black	1709	222*
15	250	6-15	Straight	0.25-0.60" (6.35-15.24mm)	Black	1711	229†
20	250	6-20	Straight	0.25-0.60" (6.35-15.24mm)	Black	1703	—

* Not NOM

† Not NOM or CSA



2866



2229



1709



222

INDUSTRIAL
COMMERCIAL
RESIDENTIAL

I-16 STRAIGHT BLADE PLUGS AND CONNECTORS

TESTING & CODE COMPLIANCE

- Listed to UL 498 (file no. E15012).
- CSA Certified to C22.2 no. 42 (file no. 2081 (6221-02)).
- NOM Certified, except as noted.

MATERIAL CHARACTERISTICS

PVC and Thermoplastic Rubber.
Environmental: Meets flammability requirements per UL 94, VO rated except 229.
Temperature Rating: -20°C to 60°C., except #229: -20°C to 70°C.



Commercial Specification Grade Plugs and Connectors

2 Pole, 2 Wire Non-Grounding
NEMA 1-15, 15A 125V

INDUSTRIAL
COMMERCIAL
RESIDENTIAL

I-17 STRAIGHT BLADE PLUGS AND CONNECTORS

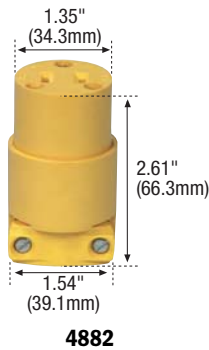

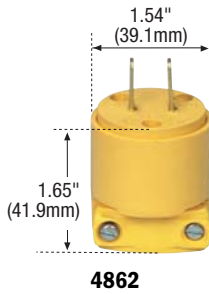
TESTING & CODE COMPLIANCE

- Listed to UL 498 (file no. E15012).
- SA555C: CSA certified to C22.2 no. 42 (file no. 2081 (6221-02)).
- NOM Certified, except as noted.

MATERIAL CHARACTERISTICS
Polypropylene, PVC and Thermoplastic Rubber.

Environmental:
Meets flammability requirements per UL 94, VO rated except 224.

Temperature Rating:
-20°C to 60°C except 224:
-20°C to 70°C.



Commercial Grade Plugs and Connectors

FEATURES

- Solid brass plug blades are firmly embedded in body.
- Terminal screw clamps are designed to contain wire and prevent binding.
- Terminal screws backed out – ready for wiring.
- Terminals in individual chambers to positively insulate conductors.
- Vinyl angle plugs have eight possible positions for maximum convenience.
- Vinyl plugs and TPR rubber connectors resist chemical attack and stay flexible in extremely low temperatures.
- Armored housing automatically grounded.
- Combination slot/Phillips head mounting and terminal screws ease installation with power screwdrivers. (Slot/Robertson screws in Canada where available).

Vinyl Plugs and Connectors

Rating A	V/AC	NEMA	Description	Cord Diameter	Color	Catalog No.	
						Plug	Connector
15	125	1-15	Straight	0.25-0.655" (6.35-16.637mm)	Yellow	4862	4882*
			Angle	0.25-0.655" (6.35-16.637mm)	White	4862ANW*	-

*Not NOM

Vinyl Armored Plugs and Connectors

Rating A	V/AC	NEMA	Description	Cord Diameter	Color	Catalog No.	
						Plug	Connector
15	125	1-15	Straight	0.25-0.625" (6.35-15.87mm)	Yellow	2862	2882*

*Not NOM

Rubber Plugs and Connectors

Rating A	V/AC	NEMA	Description	Cord Diameter	Color	Catalog No.	
						Plug	Connector
15	125	1-15	Straight	0.25-0.60" (6.35-15.24mm)	Black	1723	224*
			Straight Polarized	0.25-0.60" (6.35-15.24mm)		SA555C*	-

*Not NOM



Standard Grade Plugs and Connectors

2 Pole, 3 Wire Grounding
NEMA 5-15, 15A 125V



Standard Grade Plugs and Connectors

FEATURES


- Tough thermoplastic construction.
- Plug blades are firmly embedded in body.

Thermoplastic Plugs and Connectors


Rating			Description	Cord Diameter	Color	Catalog No.	
A	V/AC	NEMA				Plug	Connector
15	125	5-15	Straight	0.67" (17.02mm)	Orange	6867	6887
			Straight	0.32" (8.13mm)	Black	SA399	SA993
			Straight	0.32" (8.13mm)	Brown	SA399B	SA993B
			Straight	0.32" (8.13mm)	Gray	SA399G	SA993G
			Straight	0.32" (8.13mm)	Green	SA399GN	SA933GN
			Straight	0.32" (8.13mm)	Orange	SA399O	SA993O
			Straight	0.32" (8.13mm)	White	SA399W	SA993W

Rubber Plugs and Connectors

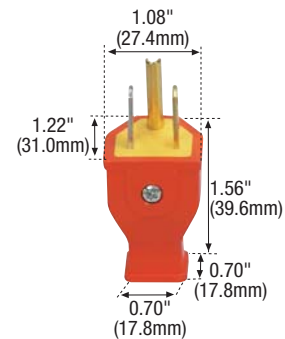
Rating			Description	Cord Diameter	Color	Catalog No.	
A	V/AC	NEMA				Plug	Connector
15	125	5-15	Straight Square	0.39" (9.91mm)	Black	142	-



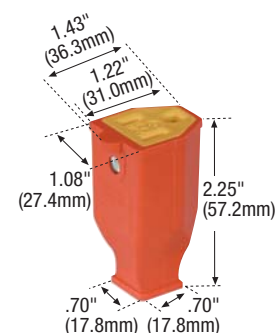
6867



6887



SA399



SA993



5-15P



5-15R

INDUSTRIAL
COMMERCIAL
RESIDENTIAL

I-18 STRAIGHT BLADE PLUGS AND CONNECTORS

TESTING & CODE COMPLIANCE

- Listed to UL 498 (file no. E15012).
- CSA Certified to C22.2 no. 42 (file no. LR2081 (file no. 2081 (6221-02, 6221-82))).

MATERIAL CHARACTERISTICS

Polypropylene except 142: Rubber. Meets flammability requirements per UL 94, VO rated except 142. Temperature Rating: -20°C to 60°C except 142: -20°C to 70°C.



Standard Grade Plugs and Connectors

2 Pole, 2 Wire Non-Grounding
NEMA 1-15, 15A 125V

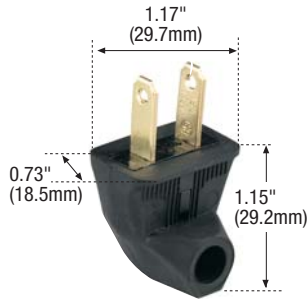
Rubber Plugs and Connectors

FEATURES

- Angle plugs allow placement of cord in convenient location.
- Plug blades are firmly embedded in body.
- Terminal screws backed out —ready for wiring.

INDUSTRIAL
COMMERCIAL
RESIDENTIAL

I-19 STRAIGHT BLADE PLUGS AND CONNECTORS



84



86



183

Rubber Plugs and Connectors

Rating A	V/AC	NEMA	Description	Cord Diameter	Color	Catalog No.	
						Plug	Connector
15	125	1-15	Angle	0.328" (8.33mm)	Black	84BK	86BK
					White	84W	86W
15	125	1-15	Angle Polarized	0.328" (8.33mm)	Black	84-6BK	86BK
					White	84-6W	86W
15	125	1-15	Straight	0.328" (8.33mm)	Black	183BK	86BK
					White	183W	86W
15	125	1-15	Straight Polarized	0.328" (8.33mm)	Black	183-6BK	86BK
					White	183-6W	86W

TESTING & CODE COMPLIANCE

- Listed to UL 498 (file no. E15012).
- Polarized plugs: CSA Certified to C22.2 no 42. (file no. LR2081 (6221-02, 6221-82)).
- NOM Certified.

MATERIAL CHARACTERISTICS

Thermoplastic
Rubber.
Temperature Rating:
-20°C to 70°C.



1-15P



1-15R

Standard Grade Plugs and Connectors

2 Pole, 2 Wire
NEMA 1-15, 15A 125V



INDUSTRIAL
COMMERCIAL
RESIDENTIAL

I-20 STRAIGHT BLADE PLUGS AND CONNECTORS

TESTING & CODE COMPLIANCE

- Listed to UL 498 (file no. E150120) except as noted.
- CSA certified to C22.2 no. 42 (file no. LR 2081 (6221-02, 6221-82)) except as noted.
- NOM Certified, except as noted.

MATERIAL CHARACTERISTICS

Polypropylene and PVC except 1186: Urea. Meets flammability requirements per UL 94, VO rated, except 1186. Temperature Rating: -20°C to 60°C, except 1186: -40°C to 65°C.

Thermoplastic Plugs

FEATURES

- Plug blades are firmly embedded in body.
- Terminals in 6862/6882 have individual chambers to positively insulate conductors.

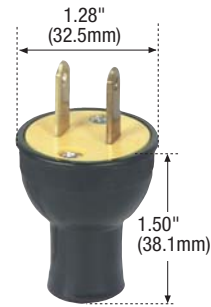
Thermoplastic Plugs and Connectors

Rating		NEMA	Description	Cord Diameter	Color	Catalog No.	
A	V/AC					Plug	Connector
15	125	1-15	Flat Handle	0.312" (7.92mm)	Brown	1912B	-
				0.312" (7.92mm)	White	1912W	-
			Round	0.406" (10.31mm)	Black	3123BK	-
				0.437" (11.10mm)	Black	179*	-
				0.25-0.67" (1.59-17.02mm)	Orange	6862	6882

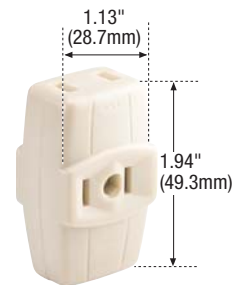
* Not UL listed, or CSA certified.



1912



3123



1186

Triple Outlet Connector

FEATURES

- Converts cord end into three two wire outlets.

Triple Outlet Connector

Rating		NEMA	Description	Cord Size	Color	Catalog No.	
A	V/AC					Plug	Connector
15	125	1-15	Cord End	18-SPT	Brown	-	1186B*
			Triple Outlet		Ivory	-	1186V*

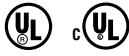
* Not UL listed; not CSA certified; not NOM.



1-15P



1-15R



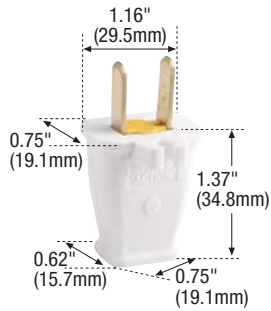
Standard Grade Plugs and Connectors

2 Pole, 2 Wire
NEMA 1-15, 15A 125V

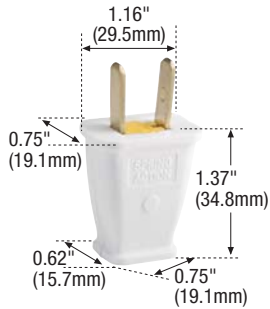
Spring Action Plugs and Connectors

FEATURES

- Clip provides cord grip for easy storage on appliances such as vacuum cleaners, fans, etc.
- Made of high impact-resistant thermo-plastic for long-term durability.



SA840



SA440W



SA540



SA940



SA155



1-15P



1-15R

Thermoplastic Plugs and Connectors

Rating A	V/AC	NEMA	Description	Cord Diameter	Color	Catalog No.	
						Plug	Connector
15	125	1-15	Straight w/ Cord Clip	0.328" (8.33mm)	Black	SA840	SA155
					Brown	SA840B	SA155B
					White	SA840W	SA155W
15	125	1-15	Straight w/ Cord Clip Polarized	0.328" (8.33mm)	Black	SA940	SA155
					Brown	SA940B	SA155B
					White	SA940W	SA155W
15	125	1-15	Straight	0.328" (8.33mm)	Black	SA440	SA155
					Brown	SA440B	SA155B
					White	SA440W	SA155W
					Black	SA540	SA155
15	125	1-15	Straight Polarized	0.328" (8.33mm)	Brown	SA540B	SA155B
					Gold	SA540GD	SA155GD
					White	SA540W	SA155W

INDUSTRIAL
COMMERCIAL
RESIDENTIAL

I-21 STRAIGHT BLADE PLUGS AND CONNECTORS

TESTING & CODE COMPLIANCE

- Listed to UL 498 (file no. E15012), cUL listed to CSA C22.2 no. 42 (file no. E15012) except SA155: CSA Certified (file no. LR2081 (6221-02, 622182)).
- NOM Certified.

MATERIAL CHARACTERISTICS

PVC and ABS.
Meets flammability requirements per UL 94, VO rated.
Temperature Rating: -20°C to 60°C.

Standard Grade Plugs and Connectors

2 Pole, 2 Wire
NEMA 1-15, 15A 125V



INDUSTRIAL
COMMERCIAL
RESIDENTIAL

I-22 STRAIGHT BLADE PLUGS AND CONNECTORS


Academy® Plugs

FEATURES

- High impact-resistant thermoplastic housing with finger-grip grooves.
- Super Plug™ has right angle design and built-in strain relief.
- Insulation piercing terminals eliminate need for tools – just snap in unstripped wire and device is ready for use.
- Plug blades are firmly embedded in body.

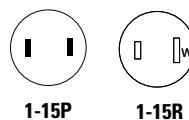
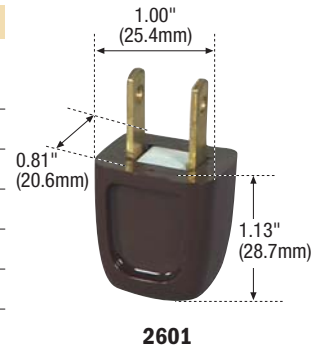
Super Plug™

Rating						
A	V/AC	NEMA	Description	Cord Size	Color	Catalog No.
15	125	1-15	Super Plug™	18-2 SPT-2,	Brown	2600B
				16-2 SPT-2,	Black	2600BK
				18-2 HPN, 16-2 HPN	White	2600W
15	125	1-15	Super Plug™ Polarized	18-2 SPT-2,	Brown	2600-6B
				16-2 SPT-2,	Black	2600-6BK
				18-2 HPN, 16-2 HPN	White	2600-6W



Easy Install Plug

Rating						
A	V/AC	NEMA	Description	Cord Size	Color	Catalog No
10	125	1-15	Easy Install Plug	18-2 SPT-1	Brown	2601B
					Black	2601BK
					Clear	2601CL
					White	2601W
10	125	1-15	Easy Install Plug Polarized	18-2 SPT-1	Brown	2601-6B
					Black	2601-6BK
					Clear	2601-6CL
					White	2601-6W



TESTING & CODE COMPLIANCE

- Listed to UL 498 (file no. E15012).
- CSA Certified to C22.2 no. 42 (file no. LR2081 (6221-02, 6221-82)).

MATERIAL CHARACTERISTICS

Polycarbonate.
Meets flammability requirements per UL 94, V2 rated.
Temperature Rating: -40°C to 70°C.



Standard Grade Plugs and Connectors

2 Pole, 2 Wire
NEMA 1-15, 15A 125V

INDUSTRIAL
COMMERCIAL
RESIDENTIAL


I-23 STRAIGHT BLADE PLUGS AND CONNECTORS

TESTING & CODE COMPLIANCE


- All 2607's are listed to UL 498 (file no. E15012).
- All 2607's are NOM Certified.

MATERIAL CHARACTERISTICS

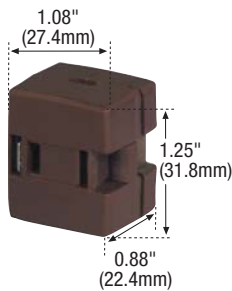
Polycarbonate.
Meets flammability requirements per UL 94, V2 rated.
Temperature Rating:
-40°C to 70°C.




2602




2603



2606



2607



2609

Academy® Outlets

FEATURES

- High impact-resistant thermoplastic housing virtually indestructible.
- Insulation piercing terminals eliminate need for tools – just snap in unstripped wire and device is ready for use.
- Outlets quickly add a receptacle to ordinary household wire.

Outlets

Rating						
A	V/AC	NEMA	Description	Cord Size	Color	Catalog No.
10	125	1-15	Cord End Triple Outlet (Cube Tap)	18-2 SPT-1	Brown	2602B
					White	2602W
10	125	1-15	Cord End Triple Outlet (Table Tap)	18-2 SPT-1	Brown	2603B
					White	2603W
10	125	1-15	Cord End Outlet, Polarized	18-2 SPT-1, 18-2 SPT-2, 18-2 HPN	Brown	2607B
					Black	2607BK
					White	2607W
10	125	1-15	In-Line Outlet, Polarized	18-2 SPT-1, 18-2 HPN	Brown	2606B
					Black	2606BK
					White	2606W
10	125	1-15	In-Line Outlet	18-2 SPT-1	Brown	2609B
					Black	2609BK
					White	2609W



1-15P



1-15R

Industrial Specification Grade Power Plugs

2 Pole, 3 Wire Grounding
 NEMA 5-30, 30A 125V
 NEMA 6-30, 30A 250V
 NEMA 7-30, 30A 277V
 NEMA 5-50, 50A 125V
 NEMA 6-50, 50A 250V
 NEMA 7-50, 50A 277V



INDUSTRIAL
 COMMERCIAL
 RESIDENTIAL

I-24 STRAIGHT BLADE PLUGS AND CONNECTORS

TESTING & CODE COMPLIANCE

- Listed to UL 498 Plugs & Inlets: UL verified to Fed. Spec. WC-596 (file no. E3663).
- CSA certified to C22.2 no. 42 (file no. LR7087), except connectors.

MATERIAL CHARACTERISTICS

Plugs, Nylon and Polypropylene;
 Angle Plugs: Nylon and ABS.
 Connectors: Nylon, Polypropylene, Phenolic.
 Environmental:
 Flammability per UL 94 requirements,
 Angle Plugs & Inlets: V2 rated.
 Temperature Rating:
 -40°C to 95°C except Angle Plugs:
 -40°C to 85°C
 Inlets: -40°C to 75°C.

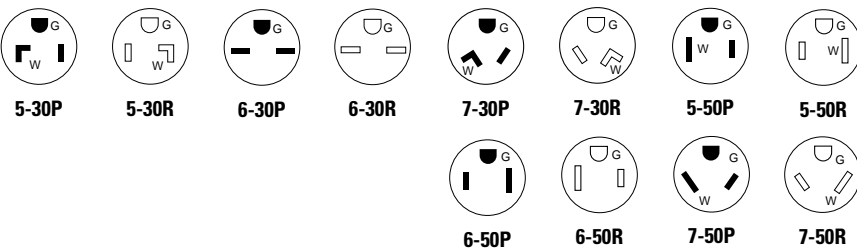
Industrial Specification Grade Power Plugs, Connectors and Flanged Inlets

FEATURES

- Neoprene gasket seals cord hole opening on "AutoGrip™" Plug; prevents dust/moisture from entering wiring chamber.
- "AutoGrip™" automatic cord grip clamps cord during assembly and reduces wiring time.
- Back wired dead-front construction with easy wire clamp type terminals.
- Tapered cord grip cover eliminates cord snags.
- High strength thermoplastic plug resists breakage in high abuse locations.
- Angle plug provides four different cord positions.
- Terminals accept No. 12AWG - No. 4AWG conductors.
- Thermoplastics suitable for 85°C/185°F continuous use.

AutoGrip™ Plugs, Connectors and Flanged Inlets


Rating	Cord							
A	V/AC	NEMA	Description	Diameter	Color	Plug	Connector	Flanged Inlet
30	125	5-30	Straight	0.425-1.310" (10.8-33.3mm)	Gray	5717N	6716N	5717NFI
			Angle	0.560-1.310" (14.2-33.3mm)	Gray	5717AN	—	—
30	250	6-30	Straight	0.425-1.310" (10.8-33.3mm)	Gray	5701N	6700N	5701NFI
			Angle	0.560-1.310" (14.2-33.3mm)	Gray	5701AN	—	—
30	277	7-30	Straight	0.425-1.310" (10.8-33.3mm)	Gray	5703N	6795N	5703NFI
			Angle	0.560-1.310" (14.2-33.3mm)	Gray	5703AN	—	—
50	125	5-50	Straight	0.425-1.310" (10.8-33.3mm)	Gray	5712N	6711N	5712NFI
			Angle	0.560-1.310" (14.2-33.3mm)	Gray	5712AN	—	—
50	250	6-50	Straight	0.425-1.310" (10.8-33.3mm)	Gray	5710N	6709N	5710NFI
			Angle	0.560-1.310" (14.2-33.3mm)	Gray	5710AN	—	—
50	277	7-50	Straight	0.425-1.310" (10.8-33.3mm)	Gray	5705N	6796N	5705NFI
			Angle	0.560-1.310" (14.2-33.3mm)	Gray	5705AN	—	—



5717N



6716N



5717AN



INDUSTRIAL
COMMERCIAL
RESIDENTIAL

I-25 STRAIGHT BLADE PLUGS AND CONNECTORS

TESTING & CODE COMPLIANCE

- Listed to UL 498, Plugs: (file no. E15012), Receptacles: (file no. 15058).
- CSA Certified to C22.2 no. 42, Plugs: (file no. LR2081 (6221-02)), Receptacles: (file no. E15058).
- NOM Certified, except as noted.

MATERIAL CHARACTERISTICS

- Plugs: PVC except 83: Phenolic.
- Receptacles: Urea and polypropylene.
- Meet flammability requirements per UL 94, plugs VO rated.
- Temperature Rating: Plugs: -20°C to 60°C. Receptacles: -20°C to 75°C.



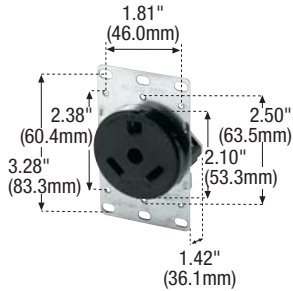
Commercial Specification Grade Power Plugs

2 Pole, 3 Wire Grounding
NEMA TT-30, 30A 125V
NEMA 5-30, 30A 125V
NEMA 6-30, 30A 250V
NEMA 5-50, 50A 125V
NEMA 6-50, 50A 250V


Commercial Grade Power Plugs

FEATURES


- Dual current models are furnished with blades for 30 and 50 amp applications
- Models 41 and 42 made from abuse resistant thermoplastic.
- Terminals have pressure plates to protect wires.



1263



83



41



42

Standard Grade Power Plugs and Receptacles

Rating A	V/AC	NEMA	Description	Cord Diameter	Color	Plug	Matching Receptacle
30	125	TT-30	Angle Travel Trailer Phenolic	0.635" max. (16.13mm)	Black	83	1263*
30/50	125	5-30/5-50	Angle Vinyl	1.10" max. (27.94mm)	Black	41	1231 1233 1251 1253
30/50	250	6-30/6-50	Angle Vinyl	1.10" max. (27.94mm)	Black	42	1232 1234 4234* 1252 1254*

*Not NOM



TT-30P



TT-30R



5-30P



5-30R



5-50P



5-50R



6-30P



6-30R



6-50P



6-50R

Range and Dryer Plugs and Connectors – for Replacement Use Only

3 Pole, 3 Wire Non-Grounding
NEMA 10-30, 30A 125/250V
NEMA 10-50, 125/250V



INDUSTRIAL
COMMERCIAL
RESIDENTIAL

I-26 STRAIGHT BLADE PLUGS AND CONNECTORS

TESTING & CODE COMPLIANCE

- Listed to UL 498 Plugs: (file no. E15012)
- Receptacles: (file no. E15058).
- CSA Certified to C22.2 no. 42 (file no. LR7087), except as noted.

MATERIAL CHARACTERISTICS

Plugs: Nylon and Polypropylene.
Angle Plugs: Nylon and ABS, except 80: PVC.
Receptacles: Urea and polypropylene
Environmental: Flammability per UL 94 requirements, AutoGrip plugs, connectors and inlets: V2 rated. 80: V0 rated.
Temperature Rating: -40°C to 75°C, except: 80, -20°C to 60°C.



Industrial Specification Grade Range and Dryer Devices – for Replacement Use Only

FEATURES

- Neoprene gasket seals cord hole opening on AutoGrip™ connector; prevents dust/moisture from entering wiring chamber.
- AutoGrip™ automatic cord grip clamps cord during assembly and reduces wiring time.
- Back wired Dead-Front construction with easy wire clamp type terminals.
- Tapered cord grip cover eliminates cord snags.
- High strength thermoplastic connector resists breakage in high abuse locations.
- Terminals accept #12AWG-#4AWG conductors.
- Thermoplastics suitable for 85°C/185°F continuous use.

AutoGrip™ Plugs, Connectors and Flanged Inlets

Rating A	V/AC	NEMA	Description	Cord Diameter	Color	Plug	Catalog No. Connector	Flanged Inlet
30	125/250	10-30	Straight	0.425-1.310 (10.80-33.27mm)	Gray	9337N	9341N	9337NFI
			Angle	0.560-1.310 (14.22-33.27mm)	Gray	9352AN	–	–
50	125/250	10-50	Straight	0.425-1.30 (10.80-33.27mm)	Gray	4524N	4526N	4524NFI
			Angle	0.560-1.30 (14.22-33.27mm)	Gray	7952AN		



Commercial Specification Grade Range and Dryer Plugs – for Replacement Use Only

FEATURES

- Dual current model furnished with blades for 30 and 50 amp applications
- Terminals have pressure plates to protect wires.
- Model 80 made from abuse resistant thermoplastic.

Standard Grade Power Plugs and Receptacles

Rating A	V/AC	NEMA	Cord Description	Diameter	Color	Plug	Matching Receptacle
30/50	125/250	10-30/10-50	Angle Universal Vinyl	0.800" (20.32mm)	Black	80	125BK*† 38B 122B 112BK* 32B*

* Not CSA certified
† Not NOM



10-30P



10-30R



10-50P



10-50R




Industrial Specification Grade Straight Blade Power Plugs

3 Pole, 4 Wire Grounding
NEMA 14-30, 30A 125/250V
NEMA 15-30, 30A 250V 3Ø
NEMA 14-50, 50A 125/250V
NEMA 15-50, 50A 250V 3Ø
NEMA 14-60, 60A 125/250V
NEMA 15-60, 60A 250V 3Ø


Industrial Grade Range and Dryer Plugs

FEATURES

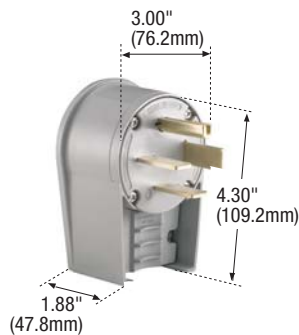
- For new range and dryer installations per 1996 NEC® sections 250-60, 250-57 and 250-59.
- Neoprene gasket seals cord hole opening on AutoGrip™ Plug; prevents dust/moisture from entering wiring chamber
- AutoGrip™ automatic cord grip clamps cord during assembly and reduces wiring time.
- Back wired dead-front construction with easy wire clamp type terminals.
- Tapered cord grip cover eliminates cord snags.
- High strength thermoplastic plug resists breakage in high abuse locations.
- Angle plug provides four different cord positions.
- Terminals accept #12AWG-#4AWG conductors.



5745N



8462N



8462AN

Range and Dryer Plugs

Rating							
A	V/AC	NEMA	Description	Cord Diameter	Color	Catalog No.	Plug
30	125/250	14-30	Straight, AutoGrip™ Type	0.425-1.310" (10.8-33.3mm)	Gray	5746N	
			Angle Cord Grip for Dryer Devices	0.560-1.310" (14.2-33.3mm)	Gray	5732AN	
30	250V 3Ø	15-30	Straight, AutoGrip™ Type	0.425-1.310" (10.8-33.3mm)	Gray	8432N	
			Angle Cord Grip	0.560-1.310" (14.2-33.3mm)	Gray	8432AN	
50	125/250	14-50	Straight, AutoGrip™ Type	0.425-1.310" (10.8-33.3mm)	Gray	5745N	
			Angle Cord Grip for Range Devices	0.560-1.310" (14.2-33.3mm)	Gray	5752AN	
50	250V 3Ø	15-50	Straight, AutoGrip™ Type	0.425-1.310" (10.8-33.3mm)	Gray	8452N	
			Angle Cord Grip	0.560-1.310" (14.2-33.3mm)	Gray	8452AN	
60	125/250	14-60	Straight, AutoGrip™ Type	0.425-1.310" (10.8-33.3mm)	Gray	9462N*	
			Angle Cord Grip	0.560-1.310" (14.2-33.3mm)	Gray	9462AN*	
60	250V 3Ø	15-60	Straight, AutoGrip™ Type	0.425-1.310" (10.8-33.3mm)	Gray	8462N	
			Angle Cord Grip	0.560-1.310" (14.2-33.3mm)	Gray	8462AN	

*Not Fed. Spec rated



14-30P



15-30P



14-50P



15-50P



14-60P



15-60P

INDUSTRIAL
COMMERCIAL
RESIDENTIAL

I-27 STRAIGHT BLADE PLUGS AND CONNECTORS

TESTING & CODE COMPLIANCE


- Listed to UL 498 (file no. E3663).
- UL verified to Federal Spec. WC-596, except as noted.
- CSA Certified to C22.2 no. 42 (file no. LR7087).

MATERIAL CHARACTERISTICS

Plugs, Nylon and Polypropylene.
 Angle Plugs: Nylon and ABS.
 Environmental: Flammability per UL 94 requirements, V2 rated.
 Temperature Rating: -40°C to 75°C.

Commercial Specification Grade Power Plugs and Receptacles

3-Pole, 4-Wire Grounding
 NEMA 14-30, 30A 125/250V
 NEMA 14-50, 50A 125/250V
 NEMA 14-60, 60A 125/250V



1167



INDUSTRIAL
 COMMERCIAL
 RESIDENTIAL

I-28 STRAIGHT BLADE PLUGS AND CONNECTORS

TESTING & CODE COMPLIANCE

- Listed to UL 498 Plugs: (file no. E15012)
- Receptacles: (file no. E15058).
- Plugs: cUL listed to CSA C22.2 no. 42 (file no. E15012).
- Receptacles: CSA Certified to C22.2 no. 42 (file no. LR6914 (6233-011)).
- Nom Certified.

MATERIAL CHARACTERISTICS

Plugs: PVC.
 Receptacles: Urea and polypropylene. Meets flammability requirements per UL 94, plugs VO rated.
 Temperature Rating:
 Plugs: -20°C to 60°C.
 Receptacles: -20°C to 75°C.




21



57



1212



1258

Commercial Spec Grade Power Plugs and Receptacles

FEATURES

- Dual current models furnished with blades for 30 and 50 amp configurations.
- Terminals have pressure plates to protect wires.
- Unbreakable, abuse-resistant thermoplastic construction.

Range and Dryer Plugs

Rating								
A	V/AC	NEMA	Cord Description	Diameter	Color	Plug	Matching Receptacle	
30/50	125/250	14-30/14-50	Angle Vinyl	1.125" (28.575mm)	Black	21	1225 1167 1257 57 1212 1168 1258 58	
60	125/250	14-60	Angle Vinyl	1.125" (28.575mm)	Black	20	1170 60	



14-30P



14-30R



14-50P



14-50R



14-60P



14-60R



Industrial Specification Grade Power Plugs


4 Pole, 4 Wire Non-Grounding
 NEMA 18-30, 30A 120/208V 3ØY
 NEMA 18-50, 50A 120/208V 3ØY
 NEMA 18-60, 60A 120/208V 3ØY

Plugs 4 Pole, 4 Wire

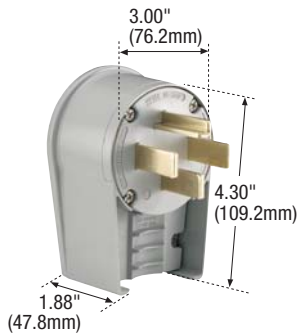
FEATURES

- Neoprene gasket seals cord hole opening on AutoGrip™ Plug; prevents dust/moisture from entering wiring chamber.
- AutoGrip™ automatic cord grip clamps cord during assembly and reduces wiring time.
- Back wired dead-front construction with easy wire clamp type terminals.
- Tapered cord grip cover eliminates cord snags.
- High strength thermoplastic plug resists breakage in high abuse locations.
- Terminals accept No. 12AWG-No. 4AWG conductors.

3.341" Min.
 (84.2mm)
 3.812" Max.
 (96.8mm)
 Length Varies
 With Cord Dia.



8332N



8332AN

Plugs 4 Pole, 4 Wire

Rating	A	V/AC	NEMA	Description	Diameter	Cord Color	Catalog No. Plug
30	120/208V 3ØY	18-30	Straight, AutoGrip™ Type	0.425-1.310" (10.8-33.3mm)	Gray	8332N	
			Angle Cord Grip	0.560-1.310" (14.2-33.3mm)	Gray	8332AN	
50	120/208V 3ØY	18-50	Straight, AutoGrip™ Type	0.425-1.310" (10.8-33.3mm)	Gray	8352N	
			Angle Cord Grip	0.560-1.310" (14.2-33.3mm)	Gray	8352AN	
60	120/208V 3ØY	18-60	Straight, AutoGrip™ Type	0.425-1.310" (10.8-33.3mm)	Gray	5517N	
			Angle Cord Grip	0.560-1.310" (14.2-33.3mm)	Gray	4516AN	

INDUSTRIAL
 COMMERCIAL
 RESIDENTIAL

I-29 STRAIGHT BLADE PLUGS AND CONNECTORS

TESTING & CODE COMPLIANCE

- Listed to UL 498 (file no. E3663).
- CSA Certified to C22.2 no. 42 (file no. LR7087).

MATERIAL CHARACTERISTICS

Plugs: Nylon and Polypropylene,
 Angle Plugs: Nylon and ABS.
 Environmental:
 Flammability per UL 94 requirements,
 V2 rated.
 Temperature Rating:
 -40°C to 75°C.



18-30P



18-50P



18-60P

Commercial Specification Grade Power Plugs

4 Pole, 4 Wire Non-Grounding
60A, 125/250V 3ØY
NEMA 18-60, 60A 125/250V 3ØY



INDUSTRIAL
COMMERCIAL
RESIDENTIAL

I-30 STRAIGHT BLADE PLUGS AND CONNECTORS

TESTING & CODE COMPLIANCE

- Listed to UL 498 (file no. E3663).
- CSA Certified to C22.2 no. 42 (file no. LR7087).

MATERIAL CHARACTERISTICS

Plugs: PVC.
Receptacles: Urea and polypropylene. Meets flammability requirements per UL 94, plugs VO rated.
Temperature Rating:
Plugs: -20°C to 60°C
Receptacles: -40°C to 75°C.

Commercial Specification Grade Power Plug and Receptacles

FEATURES

- Dual current models furnished with blades for 30 and 50 amp configurations.
- Terminals have pressure plates to protect wires.
- Unbreakable, abuse-resistant thermoplastic construction.


Plugs 4 Pole, 4 Wire

Rating		NEMA	Description	Cord Diameter	Color	Plug	Matching Receptacle
A	V/AC						
60	125/250V 3ØY	18-60	Angle Thermoplastic	1.0" (25.40mm)	Black	19	1169* 59

*Not CSA, NOM.



19



1169



18-60P



18-60R

GFCI

J

Hospital Grade Ground Fault Circuit Interrupters	J-1
Commercial Specification Grade Ground Fault Circuit Interrupters	J-2, J-3
Single-Gang Combination Switch/GFCI-Protected Receptacle	J-4
Portable GFCI	J-5 - J-7



Hospital grade and commercial specification grade Ground Fault Circuit Interrupters (GFCIs) from Cooper Wiring Devices are simply the most innovative, well-built products of their kind available today. Our patented correct wiring/trip indicator light provides a unique safety standard that was commended by the U.S. Consumer Product Safety Commission. But that's just one of the time- and labor-saving features that distinguish this exceptional line of life-saving products. Other features that provide fast, easy installation, include: wide-open ground screw access, extra-long mounting straps, eight large backwiring holes, and the lowest dimensional profile in the industry.

Built to the highest possible standards, there's a high-performance Cooper Wiring Devices GFCI to match any residential, commercial, industrial or institutional application.



INDUSTRIAL
COMMERCIAL
RESIDENTIAL

J-Intro-1 GFCI

Ground Fault Circuit Interrupters

Cooper Wiring Devices complete line of Ground Fault Circuit Interrupters (GFCIs) is built to meet every need of residential, commercial, industrial and institutional settings. Designed and manufactured to the highest standard, these units contain several unique advantages. Each device features:

- ▲ Test/Reset lock-out function protects from miswired line-load connections and signals GFCI circuitry damage due to disabling voltage surge spikes.
- ▲ Indicator light provides quick visual reference of a tripped condition.
- ▲ Eight backwiring holes (2 per termination) accept up to #10 AWG solid or stranded wire – provides maximum feed-through flexibility.
- ▲ Unobtrusive appearance blends perfectly in high-visibility locations such as kitchens and baths, with a low-luster, easy-to-clean surface.
- ▲ Wide-open ground screw access – including backwiring clamp – makes for fast, struggle-free installation.
- ▲ Longest possible mounting strap, for secure installation to less-than-ideal wallboard cutouts.
- ▲ Highly chemical and impact-resistant thermoplastic face and body.

New Safety Features

Underwriters Laboratory (UL) recently issued changes to its standard 943, the section containing GFCI testing requirements. Since January 1, 2003 all UL-listed GFCI's are manufactured meeting several key new performance and self-diagnostic test elements:

- 1 A reversed line-load function that effectively prevents the GFCI from functioning or providing power if miswired.
- 2 Increased voltage surge immunity.
- 3 Increased levels of corrosion and moisture resistance.
- 4 Increased immunity from radio frequency interference.
- 5 An operating mechanism test, to verify that proper operation of the GFCI cannot be prevented by manipulation of the GFCI controls.
- 6 An abnormal over-voltage test to better protect the GFCI from becoming a fire or shock hazard during catastrophic over-voltage conditions.

Why the changes are important

Improper Wiring

It's long been proven that GFCI's perform a vital life-saving function.

However, a miswired GFCI could result in the user believing they had GFCI protection when indeed they did not – a device that had its line and load wires reversed didn't prevent the unit from still sounding as though it had "tripped" when the TEST button was pushed.

Now, a GFCI can tell when it is miswired and prevent the unit from being reset after a TEST is performed.

Power Line Surges

GFCI's have electronic circuitry that has always been afforded a good level of built-in surge protection. But the cumulative effects of long-term power quality issues (especially in areas with frequent lightning storms) can degrade a GFCI.

The new standard's added level of surge-withstand protection will help sustain their length of service.

Outdoor Locations

As the National Electric Code (NEC) steadily expanded its requirements for **outdoor GFCI protection**, many units are now situated directly in locations with high exposure to damaging moisture and corrosion. **GFCI's are best located indoors – with their protective feature fed-through to any standard outlets requiring the GFCI's protection outdoors.** Instances are found of GFCI failures from improperly installed weather-protective assemblies, due to:

- A. Uneven mounting surfaces
- B. Inadequate (or missing) gaskets and caulk
- C. Units being located near rain gutter downspouts, sprinkler locations or heavy rain/sleet/snow exposure.

Higher test levels of moisture and corrosion resistance have been added to the new standard.

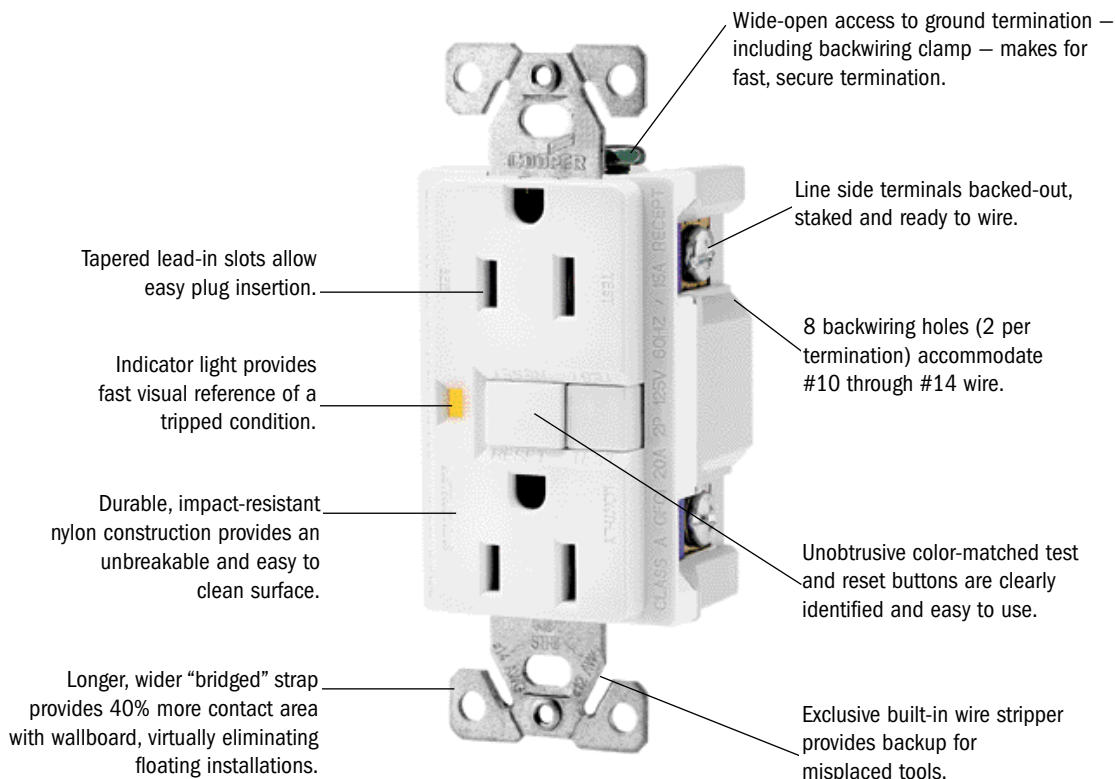
While this will add life to a device that's poorly situated or weather-protected, no GFCI can be completely waterproofed and maintain its functionality for long in such conditions. It is hoped that this change, and continuing efforts to alert installers to the correct method of locating GFCI's, will further contribute to electrical safety.



INDUSTRIAL
COMMERCIAL
RESIDENTIAL

J-Intro-2
GFCI

Features and Benefits





Hospital Grade Ground Fault Circuit Interrupters

2 Pole, 3 Wire Grounding
20A Feed-Through Rating
15A 125V
20A 125V

Hospital Grade GFCI

FEATURES

- Meets or exceeds all latest UL943 (3rd edition) Class A GFCI, UL498 Hospital Grade requirements.
- Reset button lock-out function protects from miswired line-load connections and GFCI circuitry damage due to disabling voltage surge spikes.
- Indicator light provides quick visual reference of a tripped condition.
- Ground screw backwiring clamp for fast, secure termination.
- 20 amp feed-through rating allows full protection of downstream receptacles when wired from load side.
- 8 separate backwiring holes accept up to #10 AWG stranded wire, for maximum flexibility.
- Durable, impact-resistant thermoplastic construction.
- Line terminal screws are backed out, staked, ready to wire; load side terminals torqued down for increased prevention of miswiring.
- Device and wallplate mounting screws are captive, speeding installation time.
- Low overall dimensions makes for more room to wire in “crowded box” situations.
- Longest possible mounting strap helps assure secure, easy mounting.
- Color-matched and recessed Test & Reset buttons provide uniform appearance.
- Matching thermoplastic wallplate included.

INDUSTRIAL
COMMERCIAL
RESIDENTIAL

J-1
GFCI



XHGF15

Back and Side Wire with Standard Size Unbreakable Wallplate

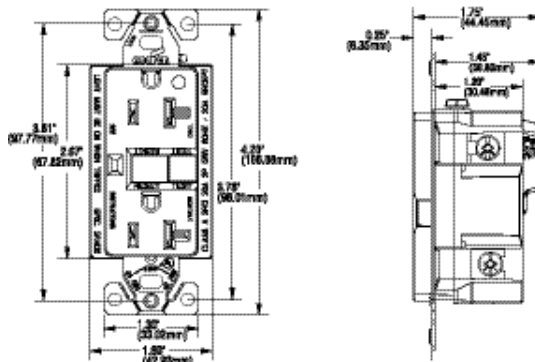
Rating	A	V/AC	NEMA	Description	Color	Catalog No.
15	125	5-15R	Duplex Receptacle	Brown	XHGF15B	
				Gray	XHGF15GY	
				Ivory	XHGF15V	
				Red	XHGF15RD	
				White	XHGF15W	
20	125	5-20R	Duplex Receptacle	Brown	XHGF20B	
				Gray	XHGF20GY	
				Ivory	XHGF20V	
				Red	XHGF20RD	
				White	XHGF20W	

TESTING & CODE COMPLIANCE

- cULus Listed (file no. E60120). Meets all UL943 (GFCI) and U498 (Receptacles) requirements.
- Meets all UL498 Hospital Grade requirements.
- NOM Certified

MATERIAL CHARACTERISTICS

- Meets flammability requirements per UL94, V2 rated.
- Temperature Rating: -35°C to 66°C.



5-15R



5-20R

Commercial Specification Grade Ground Fault Circuit Interrupters

2 Pole, 3 Wire Grounding
20A Feed-Through Rating
15A 125V
20A 125V



INDUSTRIAL
COMMERCIAL
RESIDENTIAL

J-2
GFCI

Commercial Specification Grade GFCI

FEATURES

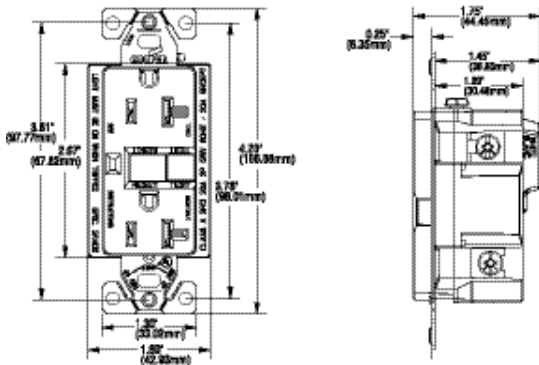
- Meets or exceeds all latest UL943 (3rd edition) Class A GFCI, UL498 requirements.
- Reset button lock-out function protects from miswired line-load connections and GFCI circuitry damage due to disabling voltage surge spikes.
- Indicator light provides quick visual reference of a tripped condition.
- Ground screw backwiring clamp for fast, secure termination.
- 20 amp feed-through rating allows full protection of downstream receptacles when wired from load side.
- 8 separate backwiring holes accept up to #10 AWG stranded wire, for maximum flexibility.
- Durable, impact-resistant thermoplastic construction.
- Line terminal screws are backed out, staked, ready to wire; load side terminals torqued down for increased prevention of miswiring.
- Device and wallplate mounting screws are captive, speeding installation time.
- Low overall dimensions makes for more room to wire in “crowded box” situations.
- Longest possible mounting strap helps assure secure, easy mounting.
- Color-matched and recessed Test & Reset buttons provide uniform appearance.
- Matching thermoplastic wallplate included.

Back and Side Wire with Unbreakable Wallplate

Rating A	V/AC	NEMA	Description	Color	Catalog No.	
					W/Std Plate	W/Midi Plate
15	125	5-15R	GFCI Receptacle	Almond	XGF15A	XGF15A-M
				Black	XGF15BK	—
				Brown	XGF15B	—
				Gray	XGF15GY	—
				Ivory	XGF15V	XGF15V-M
				Light Almond	XGF15LA	XGF15LA-M
				White	XGF15W	XGF15W-M
20	125	5-20R	GFCI Receptacle	Almond	XGF20A	—
				Black	XGF20BK	—
				Brown	XGF20B	—
				Gray	XGF20GY	—
				Ivory	XGF20V	—
				Light Almond	XGF20LA	—
				White	XGF20W	—



XGF15



5-15R



5-20R

COOPER Wiring Devices

TESTING & CODE COMPLIANCE

- cULus Listed (file no. E60120). Meets all UL943 (GFCI) and UL498 (Receptacles) requirements. Meets all UL498 Hospital Grade requirements.
- NOM Certified

MATERIAL CHARACTERISTICS

Meets flammability requirements per UL94, V2 rated. Temperature Rating: -35°C to 66°C.



Commercial Specification Grade Ground Fault Circuit Interrupters

2 Pole, 3 Wire Grounding
20A Feed-Through Rating
1-1/2 HP Motor Control
Switch
20A 125V

Commercial Specification Grade GFCI

FEATURES

- Meets or exceeds all latest UL943 (3rd edition) Class A GFCI, UL498 requirements and UL508 for motor control switch horsepower rating..
- Reset button lock-out function protects from miswired line-load connections and GFCI circuitry damage due to disabling voltage surge spikes.
- Indicator light provides quick visual reference of a tripped condition.
- Ground screw backwiring clamp for fast, secure termination.
- Rated as 1-1/2 HP motor control switch.
- 20 amp feed-through rating allows full protection of downstream receptacles when wired from load side.
- 8 separate backwiring holes accept up to #10 AWG stranded wire, for maximum flexibility.
- Durable, impact-resistant thermoplastic construction.
- Line terminal screws are backed out, staked, ready to wire; load side terminals torqued down for increased prevention of miswiring.
- Device and wallplate mounting screws are captive, speeding installation time.
- Low overall dimensions makes for more room to wire in "crowded box" situations.
- Longest possible mounting strap helps assure secure, easy mounting.
- Color-matched and recessed Test & Reset buttons provide uniform appearance.
- Matching thermoplastic wallplate included.

INDUSTRIAL
COMMERCIAL
RESIDENTIAL

J-3
GFCI



XDFG20

Blank Face - Back and Side Wire

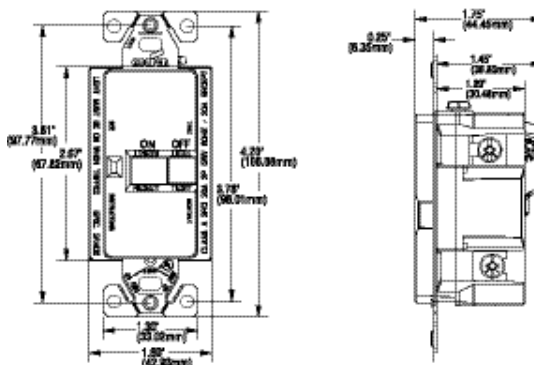
Rating A	V/AC	Description	Color	Catalog No.
20	125	Blank Face	Almond Black Ivory White	XDFG20A XDFG20BK XDFG20V XDFG20W

TESTING & CODE COMPLIANCE

- cULus Listed (file no. E60120). Meets all UL943 (GFCI), UL498 Receptacles), UL508 (Motor Control) requirements. Meets all UL498 Hospital Grade requirements.
- NOM Certified

MATERIAL CHARACTERISTICS

Meets flammability requirements per UL94, V2 rated.
Temperature Rating:
-35°C to 66°C.



Single-Gang Combination Switch/GFCI-Protected Receptacle

2 Pole,
3 Wire Grounding
15A 125V
20A Feed-Through Rating



INDUSTRIAL
COMMERCIAL
RESIDENTIAL

J-4
GFCI

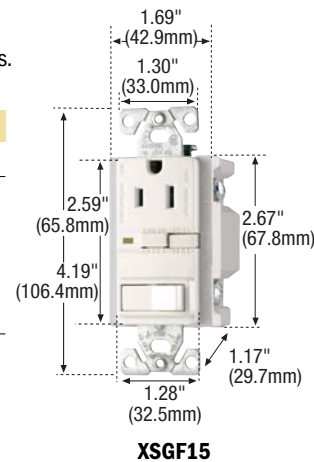
Single-Gang Combination Switch/GFCI-Protected Receptacle

FEATURES

- Patented correct wiring/trip indicator light visibly signals proper line-to-load connections – assures error-free installation.
- 15A -120V SP switch handles motor loads of up to 12 full-load amps.
- Longer, wider "bridged" strap provides 40% more contact area with wallboard, virtually eliminating floating installations.
- 20 amp feed-through allows full protection of downstream receptacles when wired from load side.
- 8 separate backwiring holes accept up to #10 AWG stranded wire, for maximum flexibility.
- Durable, impact-resistant thermoplastic construction.
- Line terminal screws are backed out, staked, ready to wire; load side terminals torqued down for increased prevention of miswiring.
- Device and wallplate mounting screws are captive, speeding installation time.
- Low overall dimensions makes for more room to wire in "crowded box" situations.
- Color-matched and recessed Test & Reset buttons provide uniform appearance.
- Exclusive built-in wire stripper, provides backup for misplaced tools.
- Mid-size wallplate covers gaps from "less-than-perfect" wallboard cut-outs.
- Trip threshold (5ma+/-1ma) and response time (0.025 sec.) meets Class A requirements.

Combination Single GFCI with SP Switch

Rating	V/AC	Color	Catalog No.
GFCI: 15A at face; 20A feed-through	125	Almond	XSGF15A-MSP
Switch: 15A – 1800W @ 120V, 60Hz AC only	60Hz	Ivory	XSGF15V-MSP
for motor loads of maximum 12 full-load amps not to exceed 1/2 HP		Light Almond	XSGF15LA-MSP
		White	XSGF15W-MSP



TESTING & CODE COMPLIANCE

- UL Listed (file no. E60120) Meets all UL943 (GFCI), UL498 (Receptacles) and UL20 (Switch) requirements
- Meets all CSA requirements, C22.2 no. 144, no.42 and no. 111, CSA Certified, (file no. 54331 (1451-01))
- NOM Certified.

MATERIAL CHARACTERISTICS

Meets flammability requirements per UL94, V2 rated.
Temperature Rating: -35°C to 66°C.



Portable GFCI

2 Pole, 3 Wire Grounding
15A 120V
20A 120V
30A 120V

Portable GFCI

FEATURES

- Heavy-duty, impact resistant high visibility yellow thermoplastic housings for long life in abusive environments.
- In-line devices employ green LED signaling power ON, for quick visual check. Right angle units employ red mechanical trip indicator.
- Ideal for construction site, industrial plant, agricultural process and all equipment service applications.
- Meets all OSHA and NEC® job site regulations to provide for open-neutral personnel protection.
- Manual reset best specified for power tool applications, to prevent unexpected start-up after power interruption.
- Automatic reset preferred for unattended operations, such as spas and freezers.
- Custom cord lengths, in-line placement, watertight and/or IEC connectors may be ordered - consult factory.

INDUSTRIAL
 COMMERCIAL
 RESIDENTIAL

J-5
GFCI



GFP201T



GFP2311

In-Line Series - Manual Reset

Rating		NEMA	Plug/ Connector Style	Cord Length	Cord Gauge	Catalog No.
A	V/AC					
15	120	5-15	Autogrip	2' (0.61m)	14/3 AWG	GFP201I
			Autogrip-Black	2' (0.61m)	14/3 AWG	GFP201I-B
			Molded	2' (0.61m)	14/3 AWG	GFP201M
			Tri-Tap	2' (0.61m)	12/3 AWG	GFP201T
			Watertight	2' (0.61m)	14/3 AWG	GFP201W
		Autogrip	6' (1.83m)	14/3 AWG	GFP202I	
		Molded	6' (1.83m)	14/3 AWG	GFP202M	
		Autogrip	25' (7.62m)	14/3 AWG	GFP203I	
		Molded	25' (7.62m)	14/3 AWG	GFP203M	
		Autogrip	50' (15.24m)	14/3 AWG	GFP204I	
Molded	50' (15.24m)	14/3 AWG	GFP204M			
		L5-15	Autogrip-Locking	2' (0.61m)	12/3 AWG	GFP210L
20	120	5-20	Autogrip	2' (0.61m)	12/3 AWG	GFP221I
			Molded	2' (0.61m)	12/3 AWG	GFP221M
			Autogrip	6' (1.83m)	12/3 AWG	GFP222I
		Autogrip	25' (7.62m)	12/3 AWG	GFP223I	
		L5-20	Autogrip-Locking	2' (0.61m)	12/3 AWG	GFP226I
30	120	L5-30	Autogrip-Locking	2' (0.61m)	10/3 AWG	GFP231I
			Watertight-Locking	2' (0.61m)	10/3 AWG	GFP231W
			Autogrip-Locking	6' (1.83m)	10/3 AWG	GFP232I
			Watertight-Locking	6' (1.83m)	10/3 AWG	GFP232W
			Autogrip-Locking	25' (7.62m)	10/3 AWG	GFP233I
			Watertight-Locking	25' (7.62m)	10/3 AWG	GFP233W

TESTING & CODE COMPLIANCE

- UL Listed to UL943, (file no. E47921)
- CSA Certified to C22.2 no.1451 (file no. 68658)

MATERIAL CHARACTERISTICS

Environmental:
 Flammability per UL94 requirements, V2 rated.

Temperature Rating:
 -35°C to 66°C.



5-15R



L5-15R



5-20R



L5-20R



L5-30R



5-15P



L5-15P



5-20P



L5-20P



L5-30P

Portable GFCI

2 Pole, 3 Wire Grounding
15A 120V
20A 120V



INDUSTRIAL
COMMERCIAL
RESIDENTIAL

J-6
GFCI

Portable GFCI

FEATURES

- Heavy-duty, impact resistant high visibility yellow thermoplastic housings for long life in abusive environments.
- In-line devices employ green LED signaling power ON, for quick visual check. Right angle units employ red mechanical trip indicator.
- Ideal for construction site, industrial plant, agricultural process and all equipment service applications.
- Meets all OSHA and NEC® job site regulations to provide for open-neutral personnel protection.
- Manual reset best specified for power tool applications, to prevent unexpected start-up after power interruption.
- Automatic reset preferred for unattended operations, such as spas and freezers.
- Custom cord lengths, in-line placement, watertight and/or IEC connectors may be ordered – consult factory.

Right Angle Series – Manual Reset

Rating		NEMA	Plug/ Connector Style	Cord Length	Cord Gauge	Catalog No.
A	V/AC					
15	120	5-15R	Autogrip	2' (0.61m)	14/3 AWG	GFP101I
			Molded	2' (0.61m)	14/3 AWG	GFP101M
			Tri-Tap	2' (0.61m)	12/3 AWG	GFP101T
			Autogrip	6' (1.83m)	14/3 AWG	GFP102I
			Molded	6' (1.83m)	14/3 AWG	GFP102M
			Autogrip	25' (7.62m)	14/3 AWG	GFP103I
			Molded	25' (7.62m)	14/3 AWG	GFP103M
			Autogrip	50' (15.24m)	14/3 AWG	GFP104I
			Molded	50' (15.24m)	14/3 AWG	GFP104M



GFP101M

In-Line Series – Automatic Reset – Black Housings

Rating		NEMA	Plug/ Connector Style	Cord Length	Cord Gauge	Catalog No.
A	V/AC					
15	120	5-15	Molded	2' (0.61m)	14/3 AWG	GFP201M-A
				6' (1.83m)	14/3 AWG	GFP202M-A
				25' (7.62m)	14/3 AWG	GFP203M-A
			Tri-Tap	2' (0.61m)	12/3 AWG	GFP201T-A
20	120	5-20	Molded	2' (0.61m)	12/3 AWG	GFP221M-A



GFP201M



5-15R



5-15P



5-20R



5-20P



L5-30R



L5-30P

TESTING & CODE COMPLIANCE

- UL Listed to UL943, (file no. E47921)
- CSA Certified to C22.2 no.1451 (file no. 68658)

MATERIAL CHARACTERISTICS

Environmental:
Flammability per UL94 requirements, V2 rated.
Temperature Rating:
-35°C to 66°C.



Portable GFCI

2 Pole, 3 Wire Grounding
15A 120V, 20A 120V
20A 120/240V

Portable GFCI

FEATURES

- Heavy-duty, impact resistant high visibility yellow thermoplastic housings for long life in abusive environments.
- In-line devices employ green LED signaling power ON, for quick visual check. Right angle units employ red mechanical trip indicator.
- Ideal for construction site, industrial plant, agricultural process and all equipment service applications.
- Meets all OSHA and NEC® job site regulations to provide for open-neutral personnel protection.
- Manual reset best specified for power tool applications, to prevent unexpected start-up after power interruption.
- Automatic reset preferred for unattended operations, such as spas and freezers.
- Custom cord lengths, in-line placement, watertight and/or IEC connectors may be ordered – consult factory.

INDUSTRIAL
 COMMERCIAL
 RESIDENTIAL

J-7
GFCI



GFP302



GFP200-B



GFP400

Quad Box Series – Manual Reset

Rating		NEMA	Plug/ Connector Style	Cord Length	Cord Gauge	Catalog No.
A	V/AC					
15	120	5-15	4 Outlet/ Right Angle Unit	2' (0.61m)	12/3 AWG	GFP301
				6' (1.83m)	12/3 AWG	GFP302
				25' (7.62m)	12/3 AWG	GFP303
				50' (15.24m)	12/3 AWG	GFP304
20	120	5-20	4 Outlet/ In-Line Unit	2' (0.61m)	12/3 AWG	GFP321
				6' (1.83m)	12/3 AWG	GFP322
				25' (7.62m)	12/3 AWG	GFP323
				50' (15.24m)	12/3 AWG	GFP324

User Attachable OEM Unit – Manual Reset

Rating		NEMA	Description	Accepts	
A	V/AC			Cord Gauge	Catalog No.
15	120	5-15	Right Angle Unit	12-18 AWG	GFP100
20	120/240	5-20/6-20	In-Line Unit	12-18 AWG	GFP200
			In-Line Unit – Black	12-18 AWG	GFP200-B

Plug-In Portable Adapters, with Surge Protection – Manual Reset

Rating		NEMA	Description	Catalog No.
A	V/AC			
15	120	5-15	Single Outlet Adapter	GFP400
			Three Outlet Adapter	GFP410

TESTING & CODE COMPLIANCE

- UL Listed to UL943, (file no. E47921)
- CSA Certified to C22.2 no.1451 (file no. 68658)

MATERIAL CHARACTERISTICS

Environmental:
 Flammability per UL94 requirements, V2 rated.
 Temperature Rating:
 -35°C to 66°C.



5-15R



5-15P



5-20R



5-20P



6-20R

Surge Protection (TVSS)

K

Hospital Grade SurgeBloc® TVSS	K-1
Hospital Grade Receptacles with LED Indicators	K-2
Hospital Grade Receptacles with LED Indicators and Switched Alarms	K-3
Commercial Specification Grade SurgeBloc® TVSS	K-4
Commercial Specification Grade Receptacles with LED Indicators	K-5
Commercial Specification Grade Receptacles with LED Indicators and Switched Alarms	K-6
Surge Protection Adapters	K-7, K-8



When it comes to receptacles, no other manufacturer offers all the Transient Voltage Surge Suppressor (TVSS) options that Cooper Wiring Devices can. That's because we provide conventional TVSS receptacle products like they do, and innovative designs featuring our patented, replaceable SurgeBloc® modules, as well.

Like standard TVSS devices, SurgeBloc® products provide an audible alarm to warn when surge protection expires. But unlike the others, protection can be restored immediately by snapping in a replacement module. There's no need to rewire the device or interrupt power to the receptacle, so they are ideal for reducing equipment downtime in hospital, computer, and school applications.

All of our TVSS products are manufactured from high-impact-resistant thermoplastics, boast exceptional clamping and surge current ratings; and are available in both isolated and non-isolated ground configurations.




Hospital Grade SurgeBloc® TVSS

2 Pole, 3 Wire Grounding
15A 125V
20A 125V

Surge Bloc® TVSS Devices

FEATURES

- Provides surge protection for hot to neutral, hot to ground and neutral to ground.
- Exclusive patented replaceable module restores expired surge protection without interruption of power or need to remove and rewire device.
- Audible alarm signals when surge protection has expired.
- Grounding system fully isolated from common building ground.
- Noise protection against EMI and RFI standard.
- High impact-resistant thermoplastic mounting strap.
- Automatic ground will insure wallplate grounding in properly grounded metal enclosure.
- Standard 6" (152.4mm) leads, stripped 0.50" (12.7mm).



1310

Hospital Grade Duplex Receptacle

Wire Leads

Rating A	V/AC	NEMA	Clamping Voltage	Joules/MCOV	Maximum Surge Current	Color	Catalog No.
15	125	5-15R	400V	170J/ 150V/AC RMS	12kA per mode	Ivory White	1308V 1308W
20	125	5-20R	400V	170J/ 150V/AC RMS	12kA per mode	Ivory White	1310V 1310W

Hospital Grade Duplex Receptacle - Isolated Ground

Wire Leads

Rating A	V/AC	NEMA	Clamping Voltage	Joules/MCOV	Maximum Surge Current	Color	Catalog No.
15	125	5-15R	400V	170J/ 150V/AC RMS	12kA per mode	Blue Ivory Red	IG1308BL IG1308V IG1308RD
20	125	5-20R	400V	170J/ 150V/AC RMS	12kA per mode	Blue Ivory Red	IG1310BL IG1310V IG1310RD

INDUSTRIAL
COMMERCIAL
RESIDENTIAL

K-1
SURGE
PROTECTION
(TVSS)

TESTING & CODE COMPLIANCE

- Meets all appropriate UL1449 and UL498 requirements.
- Fed. Spec. WC-596, file #E15058
- Meets all CSA requirements, C22.2 no. 42, file #6914 (6233-01)
- For replaceable module: UL file #E102018

MATERIAL CHARACTERISTICS

Meets flammability requirements per UL94, V2 rated.



5-15R



5-20R

Hospital Grade Receptacles with LED Indicators

2 Pole, 3 Wire Grounding
15A 125V
20A 125V



INDUSTRIAL
COMMERCIAL
RESIDENTIAL

K-2
SURGE
PROTECTION
(TVSS)

TESTING & CODE COMPLIANCE

- Meets all appropriate UL1449 (file 2369) and UL498 requirements
- CSA Listed (file no. LR7087)

MATERIAL CHARACTERISTICS

Environmental:
Flammability per UL94 requirements, V2 rated.

Receptacles with LED Indicators


FEATURES

- Provides surge protection for hot to neutral, hot to ground and neutral to ground.
- High impact thermoplastic construction.
- 8-hole back & side wired.
- Shallow depth for easy installation.
- LED indicators to verify surge protection and ground.

Hospital Grade Receptacles with LED Indicators

Back and Side Wire

Rating A	V/AC	NEMA	Clamping Voltage	Joules/MCOV	Maximum Surge Current	Color	Catalog No.
15	125	5-15R	400V	280J/ 150V/AC RMS	18kA per mode	Blue	5250HGBLS
						Brown	5250HGBS
						Gray	5250HGGYS
						Ivory	5250HGVS
						Red	5250HGRDS
						White	5250HGWS
20	125	5-20R	400V	280J/ 150V/AC RMS	18kA per mode	Blue	5350HGBLS
						Brown	5350HGBS
						Gray	5350HGGYS
						Ivory	5350HGVS
						Red	5350HGRDS
						White	5350HGWS




5250HG

Hospital Grade Receptacles with LED Indicators - Isolated Ground

Back and Side Wire

Rating A	V/AC	NEMA	Clamping Voltage	Joules/MCOV	Maximum Surge Current	Color	Catalog No.
15	125	5-15R	400V	280J/ 150V/AC RMS	18kA per mode	Blue	IG5250HGBLS
						Brown	IG5250HGBS
						Gray	IG5250HGGYS
						Ivory	IG5250HGVS
						Orange	IG5250HGRNS
						Red	IG5250HGRDS
20	125	5-20R	400V	280J/ 150V/AC RMS	18kA per mode	Blue	IG5350HGBLS
						Brown	IG5350HGBS
						Gray	IG5350HGGYS
						Ivory	IG5350HGVS
						Orange	IG5350HGRNS
						Red	IG5350HGRDS
White	IG5350HGWS						



IG5250HG



5-15R



5-20R



Hospital Grade Receptacles with LED Indicators and Switched Alarms

2 Pole, 3 Wire Grounding
15A 125V
20A 125V


Receptacles with LED Indicators and Switched Alarm

FEATURES

- Provides surge protection for hot to neutral, hot to ground and neutral to ground.
- High impact thermoplastic construction.
- 8-hole back & side wired.
- Shallow depth for easy installation.
- LED indicators to verify surge protection and ground.
- Audible alarm indicates bad ground connection or surge protection has expired (on models with alarm only).

INDUSTRIAL
COMMERCIAL
RESIDENTIAL

K-3
SURGE
PROTECTION
(TVSS)




8200S

Hospital Grade Receptacles with LED Indicators & Alarm

Back and Side Wire

Rating A	V/AC	NEMA	Clamping Voltage	Joules/MCOV	Maximum Surge Current	Color	Catalog No.
15	125	5-15R	400V	280J/ 150V/AC RMS	18kA per mode	Blue	8200BLS
						Brown	8200BS
						Gray	8200GYS
						Ivory	8200VS
						Red	8200RDS
20	125	5-20R	400V	280J/ 150V/AC RMS	18kA per mode	Blue	8300BLS
						Brown	8300BS
						Gray	8300GYS
						Ivory	8300VS
						Red	8300RDS
						White	8200WS
						White	8300WS



IG8200HGS

Hospital Grade Receptacles with LED Indicators & Alarm - Isolated Ground

Back and Side Wire

Rating A	V/AC	NEMA	Clamping Voltage	Joules/MCOV	Maximum Surge Current	Color	Catalog No.
15	125	5-15R	400V	280J/ 150V/AC RMS	18kA per mode	Blue	IG8200HGBLS
						Brown	IG8200HGBS
						Gray	IG8200HGGYS
						Ivory	IG8200HGVS
						Orange	IG8200HGRNS
20	125	5-20R	400V	280J/ 150V/AC RMS	18kA per mode	Red	IG8200HGRDS
						White	IG8200HGWS
						Blue	IG8300HGBLS
						Brown	IG8300HGBS
						Gray	IG8300HGGYS
						Ivory	IG8300HGVS
						Orange	IG8300HGRNS
						Red	IG8300HGRDS
						White	IG8300HGWS

TESTING & CODE COMPLIANCE

- Meets all appropriate UL1449 (file 2369) and UL498 requirements
- CSA Listed (file no. LR7087)

MATERIAL CHARACTERISTICS

Environmental:
Flammability per UL94 requirements, V2 rated.



5-15R



5-20R

Commercial Specification Grade SurgeBloc® TVSS

2 Pole, 3 Wire Grounding
15A 125V
20A 125V



INDUSTRIAL
COMMERCIAL
RESIDENTIAL

K-4
SURGE
PROTECTION
(TVSS)

TESTING & CODE COMPLIANCE

- Meets all appropriate UL1449 and UL498 requirements.
- Fed. Spec. WC-596, file #E15058
- Meets all CSA requirements, C22.2 no. 42, file #6914 (6233-01)
- For replaceable module: UL file #E102018

MATERIAL CHARACTERISTICS

Meets flammability requirements per UL94, V2 rated.

Surge Bloc® TVSS Devices

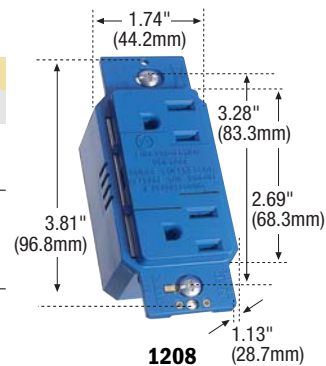
FEATURES

- Provides surge protection for hot to neutral, hot to ground and neutral to ground.
- Exclusive patented replaceable module restores expired surge protection without interruption of power or need to remove and rewire device.
- Audible alarm signals when surge protection has expired.
- Grounding system fully isolated from common building ground.
- Noise protection against EMI and RFI standard.
- High impact-resistant thermoplastic mounting strap.
- Automatic ground will insure wallplate grounding in properly grounded metal enclosure.
- Standard 6" (152.4mm) leads, stripped 0.50" (12.7mm).

Commercial Specification Grade Duplex Receptacle

Wire Leads

Rating A	V/AC	NEMA	Clamping Voltage	Joules/MCOV	Maximum Surge Current	Color	Catalog No.
15	125	5-15R	400V	170J/ 150V/AC RMS	12kA per mode	Almond Ivory White	1208A 1208V 1208W
20	125	5-20R	400V	170J/ 150V/AC RMS	12kA per mode	Almond Blue Ivory White	1210A 1210BL 1210V 1210W




1208

Commercial Specification Grade Duplex Receptacle - Isolated Ground

Wire Leads

Rating A	V/AC	NEMA	Clamping Voltage	Joules/MCOV	Maximum Surge Current	Color	Catalog No.
15	125	5-15R	400V	170J/ 150V/AC RMS	12kA per mode	Blue Gray Ivory White	IG1208BL IG1208GY IG1208V IG1208W
20	125	5-20R	400V	170J/ 150V/AC RMS	12kA per mode	Blue Ivory White	IG1210BL IG1210V IG1210W



IG1208

Replacement Module

Clamping Voltage	Joules/MCOV	Color	Catalog No.
400	170J/ 150V/AC RMS	Blue	1209BL
		Gray	1209GY
		Ivory	1209V
		Red	1209RD
		White	1209W



1209



5-15R



5-20R



Commercial Specification Grade Receptacles with LED Indicators

2 Pole, 3 Wire Grounding
15A 125V
20A 125V


Receptacles with LED Indicators

FEATURES

- Provides surge protection for hot to neutral, hot to ground and neutral to ground.
- High impact thermoplastic construction.
- 8-hole back & side wired.
- Shallow depth for easy installation.
- LED indicators to verify surge protection and ground.

INDUSTRIAL
COMMERCIAL
RESIDENTIAL

K-5
SURGE
PROTECTION
(TVSS)



5250


Receptacles with LED Indicators

Back and Side Wire

Rating A	V/AC	NEMA	Clamping Voltage	Joules/ MCOV	Maximum Surge Current	Color	Catalog No.
15	125	5-15R	400V	280J/ 150V/AC RMS	18kA per mode	Blue	5250BLS
						Brown	5250BS
						Gray	5250GYS
						Ivory	5250VS
						White	5250WS
20	125	5-20R	400V	280J/ 150V/AC RMS	18kA per mode	Blue	5350BLS
						Brown	5350BS
						Gray	5350GYS
						Ivory	5350VS
						White	5350WS

Receptacles with LED Indicators - Isolated Ground

Back and Side Wire



IG5350

Rating A	V/AC	NEMA	Clamping Voltage	Joules/ MCOV	Maximum Surge Current	Color	Catalog No.
15	125	5-15R	400V	280J/ 150V/AC RMS	18kA per mode	Blue	IG5250BLS
						Brown	IG5250BS
						Gray	IG5250GYS
						Ivory	IG5250VS
						Orange	IG5250RNS
20	125	5-20R	400V	280J/ 150V/AC RMS	18kA per mode	Blue	IG5350BLS
						Brown	IG5350BS
						Gray	IG5350GYS
						Ivory	IG5350VS
						Orange	IG5350RNS
White	IG5350WS						

TESTING & CODE COMPLIANCE

- Meets all appropriate UL1449 (file no. 2369) and UL498 requirements
- CSA Listed (file no. LR7087)

MATERIAL CHARACTERISTICS

Environmental:
Flammability per UL94 requirements, V2 rated.



5-15R



5-20R

Commercial Specification Grade Receptacles with LED Indicators and Switched Alarms

2 Pole, 3 Wire Grounding
15A 125V
20A 125V



INDUSTRIAL
COMMERCIAL
RESIDENTIAL

K-6
SURGE
PROTECTION
(TVSS)

TESTING & CODE COMPLIANCE
· Meets all appropriate UL1449 (file 2369) and UL498 requirements
· CSA Listed (file no. LR7087)

MATERIAL CHARACTERISTICS
Environmental:
Flammability per UL94 requirements, V2 rated.

Receptacles with LED Indicators and Switched Alarm

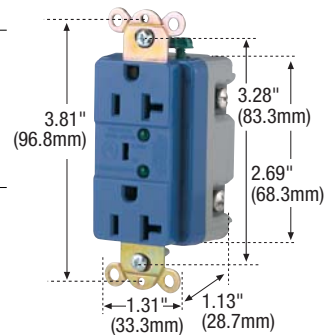
FEATURES

- Provides surge protection for hot to neutral, hot to ground and neutral to ground.
- High impact thermoplastic construction.
- 8-hole back & side wired.
- Shallow depth for easy installation.
- LED indicators to verify surge protection and ground.
- Audible alarm indicates bad ground connection or surge protection has expired (on models with alarm only).

Receptacles with LED Indicators & Switched Alarm

Back and Side Wire

Rating A	V/AC	NEMA	Clamping Voltage	Joules/MCOV	Maximum Surge Current	Color	Catalog No.
15	125	5-15R	400V	280J/ 150V/AC RMS	18kA per mode	Blue	5262BLS
						Brown	5262BS
						Gray	5262GYS
						Ivory	5262VS
						White	5262WS
20	125	5-20R	400V	280J/ 150V/AC RMS	18kA per mode	Blue	5362BLS
						Brown	5362BS
						Gray	5362GYS
						Ivory	5362VS
						White	5362WS




5362S

Receptacles with LED Indicators & Switched Alarm – Isolated Ground

Back and Side Wire

Rating A	V/AC	NEMA	Clamping Voltage	Joules/MCOV	Maximum Surge Current	Color	Catalog No.
15	125	5-15R	400V	280J/ 150V/AC RMS	18kA per mode	Blue	IG5262BLS
						Brown	IG5262BS
						Gray	IG5262GYS
						Ivory	IG5262VS
						Orange	IG5262RNS
20	125	5-20R	400V	280J/ 150V/AC RMS	18kA per mode	Blue	IG5362BLS
						Brown	IG5362BS
						Gray	IG5362GYS
						Ivory	IG5362VS
						Orange	IG5362RNS
White	IG5362WS						



IG5262S



5-15R



5-20R



Surge Protection Adapters

2 Pole, 3 Wire Grounding
15A 125V Plug-In



INDUSTRIAL
COMMERCIAL
RESIDENTIAL

K-7
SURGE
PROTECTION
(TVSS)

Six Outlet Surge Adapters – Plug-In

FEATURES

- Provides full three mode surge protection for hot to neutral, hot to ground and neutral to ground (except 1156CG).
- Center mounting screw provided for permanent attachment to receptacle.
- EMI/RFI filtering minimizes line noise
- Made of high impact-resistant thermoplastic for long-term durability.
- Coaxial protection provided with “F” styled connectors.
- Telephone/fax/modem protection provided with RJ11-styled telephone ports (4 wire protection).
- \$5,000 Connected Equipment Warranty on 1161CG, 1162CG and 1177CG.
- \$2,500 Connected Equipment Warranty on 1156CG.



1177CG



1161CG

Six Outlet Surge Adapters – Plug-in

Rating A	V/AC	Description	Clamping Voltage	Joules/MCOV	Maximum Surge Current	Color	Catalog No.
15	125	Full Protection	400V	170J/ 150V/AC RMS	12kA per mode	Computer Gray	1177CG
15	125	Full Protection w/ Coaxial Jacks	400V	170J/ 150V/AC RMS	12kA per mode	Computer Gray	1161CG
15	125	Full Protection w/ Telephone Jacks	400V	170J/ 150V/AC RMS	12kA per mode	Computer Gray	1162CG
15	125	Basic Protection	400V	170J/ 150V/AC RMS	12kA per mode	Computer Gray	1156CG

Surge Protection Power Strip

FEATURES

- Portable strip provides 7 surge-protected outlets anywhere for stereos, TVs, computers or other electronic-based equipment.
- Full mode surge protection for hot to neutral, hot to ground and neutral to ground.
- Made of high impact-resistant thermoplastic for long-term durability.
- Comes complete with 14/3 SJT 4' (1.22m) portable cord.
- Pilot light on/off switch indicates power to unit.
- Resettable 15 amp circuit breaker.



1176

Surge Protection Power Strip – Plug-in

Rating A	V/AC	Description	Clamping Voltage	Joules Total	Color	Catalog No.
15	125	Full Protection 7 Outlet with Circuit Breaker	400V	70	Ivory	1176V

TESTING & CODE COMPLIANCE

- Meets all appropriate UL1449 requirements file #E15054
- NOM Certified

MATERIAL CHARACTERISTICS

Meets flammability requirements per UL94, V2 rated.

Surge Protection Adapters

2 Pole, 3 Wire Grounding
15A 125V Plug-In



Three Outlet Surge Adapters

FEATURES

- Converts one outlet of a standard duplex grounding receptacle to a three outlet surge protector while leaving the other outlet available for other devices not in need of surge protection.
- EMI/RFI filtering minimizes line noise.
- Full three-mode protection: hot-neutral, hot-ground and neutral-ground (except 1163CG).
- Made of high impact-resistant thermo-plastic for long-term durability.
- Ideal for travel to protect laptop computers, portable compact disc players, travel radios and other electronic-based equipment.

Three Outlet Surge Adapters – Plug-in

Rating A	V/AC	Description	Clamping Voltage	Joules/MCOV	Maximum Surge Current	Color	Catalog No.
15	125	Full Protection	400V	170J/ 150V/AC RMS	12kA per mode	Computer Gray	1183CG
15	125	Basic Protection	400V	170J/ 150V/AC RMS	12kA per mode	Computer Gray	1163CG



1183CG



1163CG

INDUSTRIAL
COMMERCIAL
RESIDENTIAL

K-8
SURGE
PROTECTION
(TVSS)

TESTING & CODE COMPLIANCE

- Meets all appropriate UL1449 requirements, file #E15054
- NOM Certified

MATERIAL CHARACTERISTICS

Meets flammability requirements per UL94, V2 rated.

Isolated Ground Devices



Hospital Grade Receptacles	L-1
Hospital Grade and Commercial Specification Grade TVSS Receptacles	L-2
Hospital Grade TVSS Receptacles	L-3
Industrial Specification Grade Straight Blade Receptacles	L-4
Hart-Lock® Locking Devices	L-5 - L-7
Commercial Specification Grade TVSS Receptacles	L-8
Pre-Marked Special Use Wallplates	L-9



Isolating the grounding circuit from harmonic distortion is an efficient and economical way to protect sensitive electronics from operational degradation, disruption, or damage. Cooper Wiring Devices has responded to the growing reliance on clean power systems with a sophisticated selection of isolated ground devices. Our line includes products that cover a wide range of applications – hospital grade, industrial and commercial specification grade straight blade and locking receptacles, transient voltage surge suppressors, and compatible plugs and pre-marked wallplates. All are built for heavy duty, designed for easy installation, and manufactured to provide users with years of dependable electrical and electronic performance.



Isolated Ground Devices

As the use of electronics has grown, Cooper Wiring Devices isolated ground wiring devices have grown with it . . . from specification and hospital-grade straight blade receptacles and extra secure Hart-Lock® receptacles . . . to transient voltage surge suppressors . . . to compatible plugs and wallplates.

Cooper isolated ground products provide users with the security of dependable electrical and electronic performance, without the expense of often unnecessary power conditioners.

Install Isolated Grounding Circuits!

Selecting the right grounding system and wiring devices – ones that completely isolate the grounding circuit from the transient signals that can be created by other “noise” producing sources – will provide protection for your equipment and information needs.

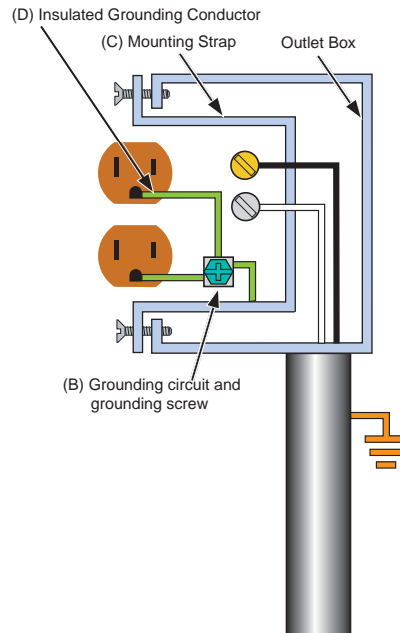
INDUSTRIAL
COMMERCIAL

L-Intro-1
ISOLATED
GROUND
DEVICES

Isolated Ground Receptacle

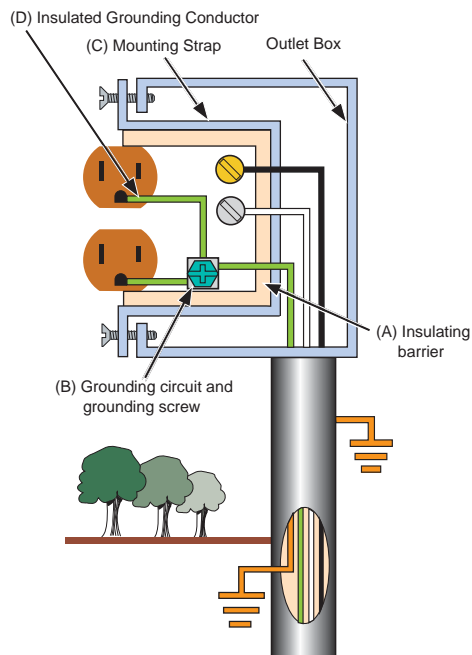
Conventional Receptacle

A conventional receptacle is grounded to the building grounding system at the receptacle. When mounted in the box, grounding contacts are connected to the box, fittings, conduit and all other building ground system components which can act as a large antenna for EMI and RFI.



How Isolated Ground is Different

Grounding contacts are bonded directly to the service entrance grounding system. In the illustration the insulating barrier (A) isolates the grounding contacts (B) from the mounting strap (C). The insulated grounding conductor (D) is bonded to the service entrance grounding system



INDUSTRIAL
COMMERCIAL

L-Intro-2
ISOLATED
GROUND
DEVICES



INDUSTRIAL
COMMERCIAL

L-1
ISOLATED
GROUND
DEVICES





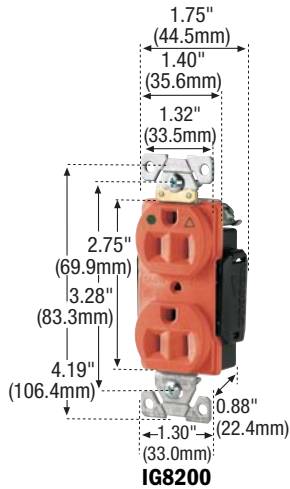
Hospital Grade Receptacles

2 Pole, 3 Wire Grounding
15A 125V, 20A 125V
15A 250V, 20A 250V

Hospital Grade Receptacles – Isolated Ground

FEATURES

- Exclusive 5-leaf brass line contacts ensure lowest heat rise, smooth plug blade insertion and long-term retention.
- Rigid, glass reinforced nylon base lends ultimate strength and superior high heat resistance in contact carrier.
- Unique screw terminal guards provide fast, easy insulation from conductive surfaces.
- Exclusive 0.030" (0.76mm) solid brass, non-riveted, integral one-piece isolated grounding shunt system assures ground integrity under heaviest use – isolated from common building ground.
- High impact and chemical-resistant nylon face.
- Tapered lead-in slots on back wiring holes assist in gathering stranded wires for faster, more secure connections.
- All terminal (H-N-G) and mounting screws nickel-plated, triple combination (slot/Phillips/Robertson) head for superior corrosion resistance and maximum installer flexibility.
- Long, broad mounting strap helps reach large panel cutouts for Code compliance.
- Automatic grounding system eliminates need for bonding jumper in grounded metal enclosure, provides redundant measure of ground continuity where jumper used.
- Screw-Catch™ feature on duplex devices speeds mounting of wallplates.



TESTING & CODE COMPLIANCE

- UL Listed to 498, (file no. E3663)
- CSA Certified to C22.2 no.42 (file no. LR7087)

MATERIAL CHARACTERISTICS

Environmental:
Flammability per UL 94 requirements, V2 rated.
Temperature Rating:
-40°C to 60°C
except as noted.

Hospital Grade – Isolated Ground

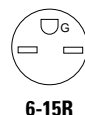
Side and Back Wire

Rating	A	V/AC	NEMA	Colors	Catalog No.	
					Duplex	Single*
15	125	5-15R	Gray Orange Red Ivory White	IG8200GY		
				IG8200RN	IG8210RN	
				IG8200RD		
				IG8200V	IG8210V	
				IG8200W		
20	125	5-20R	Gray Orange Red Ivory White	IG8300GY		
				IG8300RN	IG8310RN	
				IG8300RD		
				IG8300V		
				IG8300W		
15	250	6-15R	Orange	IG8600RN	IG8610RN	
				IG8400RN	IG8410RN	

*Single receptacles meets all UL, CSA & Federal Specifications, but differ in design and construction from duplex receptacles.

Hospital Decorator Duplex Receptacles – Isolated Ground

Rating	A	V/AC	NEMA	Colors	Catalog No.
15	125	5-15R	Ivory Orange	IG8262V	
				IG8262RN	
20	250	5-20R	Ivory Orange	IG8362V	
				IG8362RN	



Hospital Grade and Commercial Specification Grade TVSS Receptacles

2 Pole, 3 Wire Grounding
15A 125V
20A 125V



INDUSTRIAL
COMMERCIAL

L-2
ISOLATED
GROUND
DEVICES

TESTING & CODE COMPLIANCE

- Meets all appropriate UL1449 and UL498 requirements.
- Fed. Spec. WC-596, file #E15058
- Meets all CSA requirements, C22.2 no. 42, file #6914 (6233-01)
- For replaceable module: UL file #E102018


MATERIAL CHARACTERISTICS

Meets flammability requirements per UL94, V2 rated.


Surge Bloc® TVSS Devices – Isolated Ground

FEATURES

- Provides surge protection for hot to neutral, hot to ground and neutral to ground.
- Exclusive patented replaceable module restores expired surge protection without interruption of power or need to remove and rewire device.
- Audible alarm signals when surge protection has expired; removal of module disables alarm without interrupting power to receptacle.
- Grounding system fully isolated from common building ground.
- Noise protection against EMI and RFI standard.
- High impact-resistant thermoplastic mounting strap.
- Automatic ground will insure wallplate grounding in properly grounded metal enclosure.
- Standard 6" (152.4mm) leads, stripped 0.50" (12.70mm).



IG1310



IG1208



1209

Hospital Grade Duplex Receptacle – Isolated Ground

Wire Leads

Rating A	V/AC	NEMA	Clamping Voltage	Joules/MCOV	Maximum Surge Current	Color	Catalog No.
15	125	5-15R	400V	170J/ 150V/AC RMS	12kA per mode	Blue Ivory Red	IG1308BL IG1308V IG1308RD
20	125	5-20R	400V	170J/ 150V/AC RMS	12kA per mode	Blue Ivory Red	IG1310BL IG1310V IG1310RD

Commercial Specification Grade Duplex Receptacle – Isolated Ground

Wire Leads

Rating A	V/AC	NEMA	Clamping Voltage	Joules/MCOV	Maximum Surge Current	Color	Catalog No.
15	125	5-15R	400V	170J/ 150V/AC RMS	12kA per mode	Blue Gray Ivory White	IG1208BL IG1208GY IG1208V IG1208W
20	125	5-20R	400V	170J/ 150V/AC RMS	12kA per mode	Blue Ivory White	IG1210BL IG1210V IG1210W

Replacement Module

Clamping Voltage	Joules/MCOV	Color	Catalog No.
400	170J 150V/AC RMS	Ivory	1209V
		White	1209W
		Blue	1209BL
		Red	1209RD
		Gray	1209GY



5-15R



5-20R




Hospital Grade TVSS Receptacles

2 Pole, 3 Wire Grounding
15A 125V
20A 125V


Receptacles with LED Indicators and Switched Alarm

FEATURES

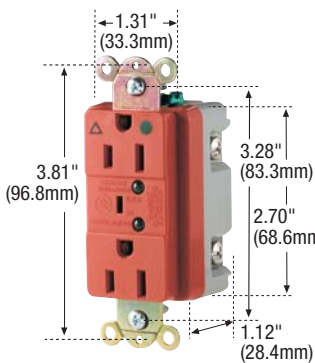
- High impact thermoplastic construction.
- 8-hole back and side wired.
- Shallow depth for easy installation.
- Models with LED indicators only to verify surge protection and ground.
- Audible alarm indicates bad ground connection or surge protection has expired (on models with alarm only).



IG5250HG



IG5350HG



IG8200HG

Hospital Grade Receptacles with LED Indicators - Isolated Ground Back and Side Wire

Rating A	V/AC	NEMA	Clamping Voltage	Joules/MCOV	Maximum Surge Current	Color	Catalog No.
15	125	5-15R	400V	280J/ 150V/AC RMS	18kA per mode	Blue	IG5250HGBLS
						Brown	IG5250HGBS
						Gray	IG5250HGGYS
						Ivory	IG5250HGVS
						Orange	IG5250HGRNS
						Red	IG5250HGRDS
White	IG5250HGWS						
20	125	5-20R	400V	280J/ 150V/AC RMS	18kA per mode	Blue	IG5350HGBLS
						Brown	IG5350HGBS
						Gray	IG5350HGGYS
						Ivory	IG5350HGVS
						Orange	IG5350HGRNS
						Red	IG5350HGRDS
White	IG5350HGWS						

Hospital Grade Receptacles with LED Indicators & Alarm - Isolated Ground Back and Side Wire

Rating A	V/AC	NEMA	Clamping Voltage	Joules/MCOV	Maximum Surge Current	Color	Catalog No.
15	125	5-15R	400V	280J/ 150V/AC RMS	18kA per mode	Blue	IG8200HGBLS
						Brown	IG8200HGBS
						Gray	IG8200HGGYS
						Ivory	IG8200HGVS
						Orange	IG8200HGRNS
						Red	IG8200HGRDS
White	IG8200HGWS						
20	125	5-20R	400V	280J/ 150V/AC RMS	18kA per mode	Blue	IG8300HGBLS
						Brown	IG8300HGBS
						Gray	IG8300HGGYS
						Ivory	IG8300HGVS
						Orange	IG8300HGRNS
						Red	IG8300HGRDS
White	IG8300HGWS						

INDUSTRIAL
COMMERCIAL

L-3
ISOLATED
GROUND
DEVICES

TESTING & CODE COMPLIANCE

Meets all appropriate UL 1449 (file no. 2369) and UL 498 requirements.
 CSA Listed (file no. LR7087)

MATERIAL CHARACTERISTICS

Environmental:
 Flammability per UL 94 requirements, V2 rated.



5-15R



5-20R

Industrial Specification Grade Straight Blade Receptacles

2 Pole, 3 Wire Grounding
15A 125V, 20A 125V
15A 250V, 20A 250V



INDUSTRIAL
COMMERCIAL

L-4
ISOLATED
GROUND
DEVICES

Duplex and Single Receptacles – Isolated Ground

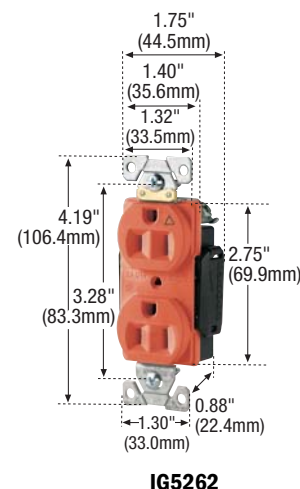
FEATURES

- Exclusive 5-leaf brass line contacts ensure lowest heat rise, smooth plug blade insertion and long-term retention.
- Rigid, glass reinforced nylon base lends ultimate strength and superior high heat resistance in contact carrier.
- Unique screw terminal guards provide fast, easy insulation from conductive surfaces.
- Exclusive 0.030" (0.76mm) solid brass, non-riveted, integral one-piece isolated grounding shunt system assures ground integrity under heaviest use – isolated from common building ground.
- High impact and chemical-resistant nylon face.
- Tapered lead-in slots on back wiring holes assist in gathering stranded wires for faster, more secure connections.
- All terminal (H-N-G) and mounting screws triple combination (slot/Phillips/Robertson) head for maximum installer flexibility.
- Long, broad mounting strap helps reach large panel cutouts for Code compliance.
- Automatic grounding system eliminates need for bonding jumper in grounded metal enclosure, provides redundant measure of ground continuity where jumper used.
- Screw-Catch™ feature on duplex devices speeds mounting of wallplates.

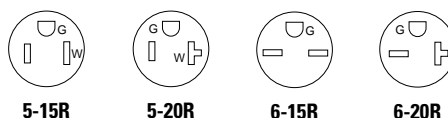
Duplex and Single Receptacles – Isolated Ground

Side and Back Wire

Rating A	V/AC	NEMA	Colors	Catalog No.	
				Duplex	Single*
15	125	5-15R	Gray	IG5262GY	
			Orange	IG5262RN	IG5261RN
			Red	IG5262RD	
			Ivory	IG5262V	IG5261V
			White	IG5262W	
20	125	5-20R	Gray	IG5362GY	
			Orange	IG5362RN	IG5361RN
			Red	IG5362RD	
			Ivory	IG5362V	IG5361V
			White	IG5362W	
15	250	6-15R	Orange	IG5662RN	IG5661RN
20	250	6-20R	Orange	IG5462RN	IG5461RN



*Single receptacles meets all UL, CSA & Federal Specifications, but differ in design and construction from duplex receptacles.



TESTING & CODE COMPLIANCE

Meets all appropriate UL 498 requirements.
· CSA Listed (file no. 6914 (6233-01)).
Fed Spec WC-596.

MATERIAL CHARACTERISTICS

Environmental:
Flammability per UL 94 requirements, V2 rated.
Temperature Rating:
-40°C to 70°C.




Hart-Lock® Locking Devices

2 Pole, 3 Wire Grounding
15A 125V, 250V, 277V


Hart-Lock® Locking Devices Isolated Ground

FEATURES

- High-strength, glass reinforced nylon body (suitable for 115°C/239°F continuous use) for durability and long life.
- One piece, double wipe contacts for better conductivity and long term reliability.
- Back and side wire terminations for fast, reliable wiring.
- Grounding contact is isolated from system grounding.
- Double riveted mounting strap assembly provides rugged performance.



IG4700



IGL515R



IG4721N

Duplex Receptacles

Rating					
A	V/AC	NEMA	Description	Color	Catalog No.
15	125	L5-15R	Standard	Orange	IG4700
15	250	L6-15R	Standard	Orange	IG6580*
15	277	L7-15R	Standard	Orange	IG4750*
15	125	L5-15R/5-15R	One locking outlet and one straight blade outlet	Orange	IG5792*

Single Receptacles

Rating					
A	V/AC	NEMA	Description	Color	Catalog No.
15	125	L5-15R	Standard	Orange	IGL515R
15	125	L5-15R	Short strap, 1.313" (33.35mm) C. to C.	Orange	IG4712*
15	250	L6-15R	Standard	Orange	IGL615R*
15	277	L7-15R	Standard	Orange	IGL715R*

Plugs

FEATURES

- Nylon back wired Dead-Front construction.
- Neoprene gasket seals cord hole and keeps dust/moisture out of terminal area.
- Automatic cord grip reduces wiring time.

Plugs

Rating					
A	V/AC	NEMA	Description	Color	Catalog No.
15	125	L5-15P	Autogrip	Orange	IG4721N
15	250	L6-15P	Autogrip	Orange	IG6565N

*Not CSA Certified.



L5-15R



L5-15P



L6-15R



L6-15P



L7-15R



5-15R

INDUSTRIAL
COMMERCIAL

L-5
ISOLATED
GROUND
DEVICES

TESTING & CODE COMPLIANCE

- UL Listed to 498, (file no. E2369). IG4721N, IG6565N are listed to file no. E3663.
- CSA Certified to C22.2 no.42 (file no. LR7087), except as noted.

MATERIAL CHARACTERISTICS

- Receptacles: Glass filled Nylon. Plugs: Nylon. Environmental: Flammability per UL 94 requirements, Receptacles VO rated Temperature Rating: Plugs: -40°C to 70°C Receptacles: -40°C to 115°C.

Hart-Lock® Locking Devices

2 Pole, 3 Wire;
3-Pole, 4-Wire



Hart-Lock® Locking Receptacles

FEATURES


- High-strength, glass reinforced nylon body (suitable for 105°C/221°F continuous use) for durability and long life.
- One piece, double wipe contacts for better conductivity and long term reliability.
- Back and side wire terminations for fast, reliable wiring.
- Grounding contact is isolated from system grounding.
- Double riveted mounting strap assembly provides rugged performance.

2 Pole, 3 Wire Receptacles


Rating A	V/AC	NEMA	Color	Catalog No.
20	125	L5-20R	Orange	IGL520R
	250	L6-20R	Orange	IGL620R
	277	L7-20R	Orange	IGL720R
	480	L8-20R	Orange	IGL820R
30	125	L5-30R	Orange	IGL530R
	250	L6-30R	Orange	IGL630R
	277	L7-30R	Orange	IGL730R
	480	L8-30R	Orange	IGL830R

3 Pole, 4 Wire Receptacles

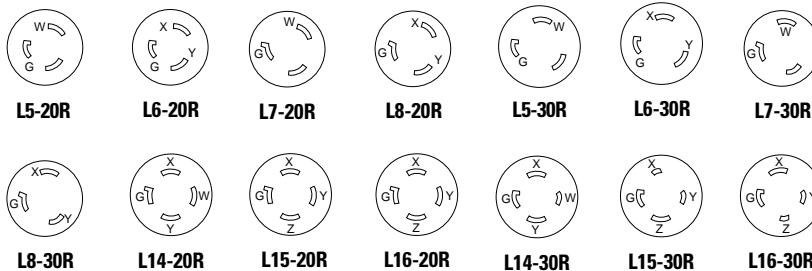
Rating A	V/AC	NEMA	Color	Catalog No.
20	125/250	L14-20R	Orange	IGL1420R
	250 3ø	L15-20R	Orange	IGL1520R
	480 3ø	L16-20R	Orange	IGL1620R
30	125/250	L14-30R	Orange	IGL1430R
	250 3ø	L15-30R	Orange	IGL1530R
	480 3ø	L16-30R	Orange	IGL1630R



IGL520R



IGL1420R



INDUSTRIAL
COMMERCIAL

L-6
ISOLATED
GROUND
DEVICES

TESTING & CODE COMPLIANCE

- UL Listed to 498, (file no. E2369).
- CSA Certified to C22.2 no.42 (file no. LR7087)

MATERIAL CHARACTERISTICS

Glass filled Nylon.
Environmental:
Flammability per UL 94 requirements, VO rated.
Temperature Rating:
-40°C to 105°C.

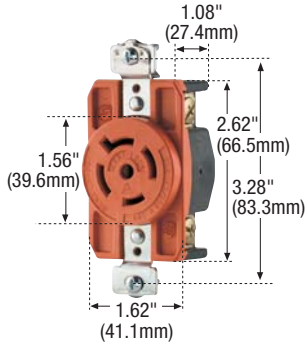


Hart-Lock® Locking Devices

4 Pole, 5 Wire Receptacles
2 Pole, 3 Wire Plugs
20A 125V, 250V, 277V

INDUSTRIAL
COMMERCIAL

L-7
ISOLATED
GROUND
DEVICES



IGL2120R

Hart-Lock® Locking Receptacles

FEATURES

- High-strength, glass reinforced nylon body (suitable for 105°C/221°F continuous use) for durability and long life.
- One piece, double wipe contacts for better conductivity and long term reliability.
- Back and side wire terminations for fast, reliable wiring.
- Grounding contact is isolated from system grounding.
- Double riveted mounting strap assembly provides rugged performance.


4 Pole, 5 Wire Receptacles

Rating				
A	V/AC	NEMA	Color	Catalog No.
20	120/208 3ØY	L21-20R	Orange	IGL2120R
	277/480 3ØY	L22-20R	Orange	IGL2220R
	347/600 3ØY	L23-20R	Orange	IGL2320R
30	120/208 3ØY	L21-30R	Orange	IGL2130R
	277/480 3ØY	L22-30R	Orange	IGL2230R
	347/600 3ØY	L23-30R	Orange	IGL2330R

Hart-Lock® Locking Plugs

FEATURES

- Nylon back wired “Dead-Front” construction.
- Neoprene gasket seals cord hole and keeps dust/moisture out of terminal area.
- Dual range cord grip clamps on plugs and connectors.



IGL520P

2 Pole, 3 Wire Plugs

Isolated Ground

Rating				
A	V	NEMA	Color	Catalog No.
20	125	L5-20P	Orange	IGL520P
20	250	L6-20P	Orange	IGL620P
20	277	L7-20P	Orange	IGL720P

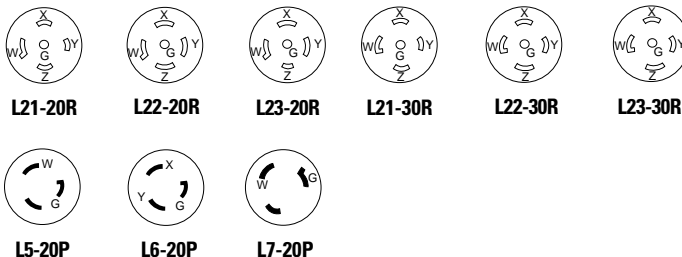
TESTING & CODE COMPLIANCE

- UL Listed to 498, Receptacles (file no. E2369), plugs (file no. E3663).
- CSA Certified to C22.2 no.42 (file no. LR7087).

MATERIAL

CHARACTERISTICS

Receptacles: Glass filled Nylon. Plugs: Nylon. Environmental: Flammability per UL 94 requirements, receptacles VO rated. Temperature Rating: Receptacles: -40°C to 105°C; Plugs: -40°C to 70°C



Commercial Specification Grade TVSS Receptacles

2 Pole, 3 Wire Grounding
15A 125V
20A 125V



INDUSTRIAL
COMMERCIAL

L-8
ISOLATED
GROUND
DEVICES

TESTING & CODE COMPLIANCE

- Meets all appropriate UL1449 (file 2369) and UL498 requirements
- CSA Listed (file no. LR7087)

MATERIAL CHARACTERISTICS

Environmental:
Flammability per UL 94 requirements, V2 rated.

Receptacles with LED Indicators and Switched Alarm


FEATURES

- High impact thermoplastic construction.
- 8-hole back and side wired.
- Shallow depth for easy installation.
- Audible alarm indicates bad ground connection or surge protection has expired (on models with alarm only).
- LED indicators to verify surge protection and ground.

Commercial Specification Grade Receptacles with LED Indicators & Switched Alarm

Isolated Ground - Back and Side Wire

Rating A	V/AC	NEMA	Clamping Voltage	Joules/MCOV	Maximum Surge Current	Color	Catalog No.
15	125	5-15R	400V	280J/ 150V/AC RMS	18kA per mode	Blue	IG5262BLS
						Brown	IG5262BS
						Gray	IG5262GYS
						Ivory	IG5262VS
						Orange	IG5262RNS
White	IG5262WS						
20	125	5-20R	400V	280J/ 150V/AC RMS	18kA per mode	Blue	IG5362BLS
						Brown	IG5362BS
						Gray	IG5362GYS
						Ivory	IG5362VS
						Orange	IG5362RNS
White	IG5362WS						



IG5262S



5-15R



5-20R



Pre-Marked Special Use Wallplates

Standard
and Mid-Size




Pre-Marked Special Use Wallplates

FEATURES

- Stainless steel plates are ink-filled engraving; indelible pad-printing on thermoplastic plates guaranteed not to fade, bleed or rub off.
- 0.188" (4.76mm) lettering for easy identification.




Commercial Specification Grade High-Impact Thermoplastic Wallplates

"Isolated Ground" Pre-Marked Imprint


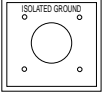
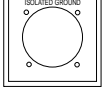
Description	Color	Catalog No.	
		Standard	Mid-Size
 1 Gang Single Receptacle with 1.406" (35.72mm) Hole	Ivory	IG5131V	
	Orange	IG5131RN	PJ7IG
 1 Gang Duplex Receptacle	Gray	IG5132GY	
	Ivory	IG5132V	
	Orange	IG5132RN	PJ8IG
 1 Gang Decorator	White	IG5132W	
	Orange		PJ26IG

Stainless Steel Wallplates

"Isolated Ground" Pre-Marked Imprint

Description	Catalog No. Standard
 1 Gang Single Receptacle	IG97091
 1 Gang Duplex Receptacle	IG93101
 1 Gang Decorator	IG97061

Power Receptacle

Description	Catalog No. Standard
 1 Gang, 2 Mounting Holes Fits 30-50-60A 2.12" (53.84mm) Dia. Device	IG7421C
 2 Gang, 4 Mounting Holes Fits 30-50-60A 2.12" (53.84mm) Dia. Device	IG9301C
 2 Gang, 4 Mounting Holes Fits 30-50-60A 2.44" (61.98mm) Dia. Device	IG4518C


INDUSTRIAL
COMMERCIAL

L-9
ISOLATED
GROUND
DEVICES

Corrosion Resistant and Marine Grade Products

M

Industrial Specification Grade Corrosion Resistant Receptacles	M-1
Industrial Specification Grade Corrosion Resistant Straight Blade Plugs and Connectors	M-2
Industrial Specification Grade Corrosion Resistant Locking Devices	M-3
Industrial Specification Grade Corrosion Resistant Locking Plugs and Connectors	M-4, M-5
Industrial Specification Grade Insulated Hart-Lock® Locking Devices	M-6 – M-10
Industrial Specification Grade Watertight Hart-Lock® Locking Devices	M-11 – M-15
Corrosion Resistant Boots for Hart-Lock® Locking Devices	M-16
Industrial Specification Grade Receptacle Covers	M-17
Specification Grade Covers, Plates, Tester and AC Switches	M-18
Marine Grade Locking Devices	M-19, M-20
Marine and Recreational Vehicle Locking Devices	M-21, M-22



A job that demands superior performance under the harshest possible environmental conditions is a job that calls for Corrosion Resistant or Marine Grade products from Cooper Wiring Devices.

Advanced materials and innovative design combine to make our line of watertight plugs and connectors the ideal choice for environments that range from oil refineries and chemical plants to food processing facilities and marinas – anywhere that absolute protection is a necessity. The solid construction of our insulated plugs and connectors makes them the industry champs at resisting the challenges of dust, dirt, moisture, chemicals and corrosion. We're the only supplier to offer corrosion resistant and marine grade, 50A locking devices in both stainless steel and nylon, and if you're looking for the traditional beauty of brass and chrome hull inlets, the place to come is Cooper Wiring Devices.

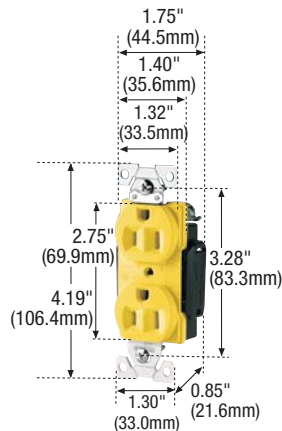


Industrial Specification Grade Corrosion Resistant Receptacles


2 Pole, 3 Wire
Grounding
15A 125V, 20A 125V

INDUSTRIAL
COMMERCIAL
RESIDENTIAL

M-1
CORROSION
RESISTANT &
MARINE GRADE
PRODUCTS



5262CR



5261CR

Duplex and Single Receptacles – Corrosion Resistant

FEATURES

- Exclusive 5-leaf solid brass line contacts ensure lowest heat rise, smooth plug blade insertion, long-term retention and corrosion resistance.
- Rigid, glass reinforced nylon base lends ultimate strength & superior high heat resistance in contact carrier.
- Unique screw terminal guards provide fast, easy insulation from conductive surfaces.
- 0.050" (1.27mm) nickel-plated, solid brass mounting strap and non-riveted, integral one-piece grounding system for highest durability – assures ground integrity under heaviest use.
- High impact and chemical-resistant nylon face.
- Tapered lead-in slots on back wiring holes assist in gathering stranded wires for faster, more secure connections.
- All terminal (H-N-G) and mounting screws are nickel-plated, triple combination (slot/Phillips/Robertson) head for superior corrosion resistance and maximum installer flexibility.
- Long, broad mounting strap helps reach large panel cutouts for Code compliance.
- Automatic grounding system eliminates need for bonding jumper in grounded metal enclosure, provides redundant measure of ground continuity where jumper used.
- Screw-Catch™ feature on duplex devices speeds mounting of wallplates.

Back and Side Wire

Rating		NEMA	Colors	Catalog No.	
A	V/AC			Duplex	Single*
15	125	5-15R	Gray	5262CRGY	5261CRGY
			Yellow	5262CRY	5261CRY
20	125	5-20R	Gray	5362CRGY	5361CRGY
			Yellow	5362CRY	5361CRY

*Single receptacles meet all UL, CSA & Federal Specifications, but differ in design and construction from duplexes noted here.

TESTING & CODE COMPLIANCE

- UL Listed to 498, meets UL Federal Spec. WC-596 (file no. 15058).
- Meets all CSA requirements, C22.2 no. 42, CSA (file no. 6233-01).
- NOM Certified.

MATERIAL CHARACTERISTICS

Environmental:
Flammability per UL 94 requirements, V2 rated.
Temperature Rating:
Single: -40°C to 70°C; Duplex:
-20°C to 70°C.



5-15R



5-20R



6-15R



6-20R

Industrial Specification Grade Corrosion Resistant Straight Blade Plugs and Connectors

2-Pole, 3-Wire Grounding,
NEMA 5-15, 15A 125V
NEMA 5-20, 20A 125V



INDUSTRIAL
COMMERCIAL
RESIDENTIAL

M-2 CORROSION RESISTANT & MARINE GRADE PRODUCTS

TESTING & CODE COMPLIANCE

· Plugs and Connectors Listed to UL 498 & meets UL Federal Spec. WC-596, (file no. E3663), except as noted.
· CSA Certified to C22.2 no. 42 (file no. LR7087), except as noted.
Boots Listed to UL 514C. cUL certified to CSA C22.2 no. 18 (file no. 92122).

MATERIAL CHARACTERISTICS

Plugs & Connectors: Nylon,
Boots: Neoprene.
Temperature Rating: Plugs & Connectors, 5366NCR, 5369NCR: -20°C to 75°C; 5965VCR: -40°C to 75°C.
Boots: -40°C to 107°C.

Industrial Spec Grade Corrosion Resistant Autogrip™ Dead-Front Plugs and Connectors

FEATURES

- Neoprene gasket seals cord hole opening.
- Back wired Dead-Front design.
- All nylon construction reduces breakage and provides excellent chemical resistance.
- Blades and terminals nickel plated for corrosion resistance.
- Automatic cord grip clamps the cord during assembly.
- Combination head screws: U.S. Phillips/slotted; Canadian Robertson/slotted.
- Meets NEMA WD1-1983 requirements.

Autogrip™ Dead Front Plugs and Connectors

Rating A V	NEMA	Description	Cord Diameter	Color	Catalog No. Plug Connector
15 125	5-15	Straight Corrosion Resistant	0.250-0.656" (6.4-16.7mm)	Yellow	5266NCR 5269NCR
20 125	5-20	Straight Corrosion Resistant	0.250-0.656" (6.4-16.7mm)	Yellow	5366NCR 5369NCR*

*Not CSA Listed.



5266NCR

Industrial Spec Grade Quickeze® Dead-Front Plugs

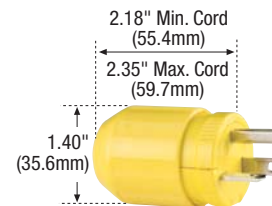
FEATURES

- Nylon backed-wired dead front construction.
- Twist on cover eliminates assembly screws.
- Blades and terminals nickel plated for corrosion resistance.
- Back wired clamp type terminals.
- All terminal screws located on same side for fast wiring.
- Meets NEMA WD1-1983 requirements.

Quickeze™ Dead-Front Plugs

Rating A V	NEMA	Description	Cord Diameter	Color	Catalog No. Plug
15 125	5-15	Straight Corrosion Resistant	0.250-0.656" (6.4-16.7mm)	Yellow	5965VCR**
20 125	5-20	Straight Corrosion Resistant	0.250-0.656" (6.4-16.7mm)	Yellow	5364VCR*

*Not CSA Listed. **Not Fed. Spec.



5364VCR

Corrosion Resistant Weather Protective Boots

FEATURES

- Black neoprene resists oil, grease, acids and has long life properties.
- Cord hole can be cut away to match cord diameter.
- Properly installed boots meet IP55 environmental ratings.

Black Neoprene Boots

Description	Plug	Catalog No. Connector
Autogrip™ 15 and 20 amp 3 wire devices	BS1	BS2
Quickeze® 15 and 20 amp 3 wire devices	BS3	



BS1



5-15P



5-15R



5-20P



5-20R



Industrial Specification Grade Corrosion Resistant Locking Devices

2-Pole, 3-Wire Grounding,
 NEMA L5-15, 15A 125V
 NEMA L5-20, 20A 125V
 NEMA L6-20, 20A 250V
 NEMA L5-30, 30A 125V
 NEMA L6-30, 30 250V
 NEMA L14-20, 20A 125/250V
 NEMA L15-20, 20A 250V, 3Ø
 NEMA L14-30, 30A 125/250V

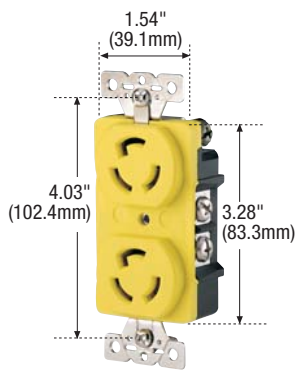
15, 20, 30A Industrial Specification Grade Corrosion Resistant Receptacles

FEATURES


- Nickel plated contacts, terminals and strap for corrosion resistance.
- High impact, arc and moisture resistant yellow nylon construction meets MIL-M-14 CMG specification.
- Fiberglass reinforced nylon body.
- Clearly marked rating, NEMA configuration and approval listings on receptacle face.
- One piece brass contacts provide superior performance and minimum heat rise.
- Back wire terminal clamps for easy secure wiring.
- Combination head screws standard – slot/Phillips in the U.S.
- Add -C to catalog number for Canadian screws – slot/Robertson head combination.
- Break off tab for split circuit wiring on duplex receptacles.
- Safety ground clip provided for fast installation.

INDUSTRIAL
 COMMERCIAL
 RESIDENTIAL


M-3 CORROSION RESISTANT & MARINE GRADE PRODUCTS



CR4700



CR5792



CRL520R

Industrial Specification Grade Duplex Receptacles

Rating

A	V/AC	NEMA	Configuration	Description	Color	Catalog No.
15	125	L5-15	2 Pole, 3 Wire	Duplex	Yellow	CR4700
				Combination	Yellow	CR5792

Industrial Specification Grade Single Receptacles

Rating

A	V/AC	NEMA	Wiring Configuration	Description	Color	Catalog No.
20	125	L5-20	2 Pole, 3 Wire	Single	Yellow	CRL520R
20	250	L6-20	2 Pole, 3 Wire	Single	Yellow	CRL620R
30	125	L5-30	2 Pole, 3 Wire	Single	Yellow	CRL530R
30	250	L6-30	2 Pole, 3 Wire	Single	Yellow	CRL630R
20	125/250	L14-20	3 Pole, 4 Wire	Single	Yellow	CRL1420R
20	250V 3Ø	L15-20	3 Pole, 4 Wire	Single	Yellow	CRL1520R
30	125/250	L14-30	3 Pole, 4 Wire	Single	Yellow	CRL1430R

TESTING & CODE COMPLIANCE

- Listed to UL 498 & meets UL Federal Spec. WC596, (file no. E2369), except as noted.
- CSA certified to C22.2 no.42 (file no. LR7087).

MATERIAL

CHARACTERISTICS

Glass filled Nylon.
 Environmental:
 Flammability per UL 94 requirements, VO rated.
 Temperature Rating:
 Duplex:
 -40°C to 115 °C.
 Single:
 -40°C to 105°C.



L5-15R



L5-20R



L6-20R



L5-30R



L6-30R



L14-20R



L15-20R



L14-30R

Industrial Specification Grade Corrosion Resistant Locking Plugs & Connectors

2-Pole, 3-Wire Grounding
 NEMA L5-20, 20A 125V
 NEMA L6-20, 20A 250V
 NEMA L5-30, 30A 125V
 NEMA L6-30, 30A 250V



INDUSTRIAL
 COMMERCIAL
 RESIDENTIAL

M-4
 CORROSION
 RESISTANT &
 MARINE GRADE
 PRODUCTS

TESTING & CODE COMPLIANCE
 · Listed to UL 498 (file no. E3663).
 · cUL Certified to CSA C22.2 no.42 (file no. E3663).

MATERIAL CHARACTERISTICS
 Nylon.
 Temperature Rating:
 -40°C to 75°C.


Industrial Specification Grade 2 Pole, 3 Wire Locking Plugs & Connectors

FEATURES

- Nickel plated blades, contacts and terminals for corrosion resistance.
- Nylon construction.
- Back wire Dead-Front design.
- Neoprene gasket seals cord hole from dust and debris.
- Inserts included for three separate cord grip ranges.
- Back wire terminal clamps for easy secure wiring.
- Individual wiring compartments with tapered channel for easy insertion of wires.
- Clear cover over wiring compartments allow easy inspection of wiring terminations.
- Combination head screws standard - slot/Phillips in the U.S.
- Add -C to catalog number for Canadian screws - slot/Robertson head combination.

Corrosion Resistant Plugs & Connectors

Rating A	V/AC	NEMA	Cord Diameter	Color	Catalog No.	
					Plug	Connector
20	125	L5-20	0.375-1.000" (19.05mm-25.4mm)	Yellow	CRL520P	CRL520C
20	250	L6-20	0.375-1.000" (19.05mm-25.4mm)	Yellow	CRL620P	CRL620C
30	125	L5-30	0.375-1.000" (19.05mm-25.4mm)	Yellow	CRL530P	CRL530C
30	250	L6-30	0.375-1.000" (19.05mm-25.4mm)	Yellow	CRL630P	CRL630C



CRL520P



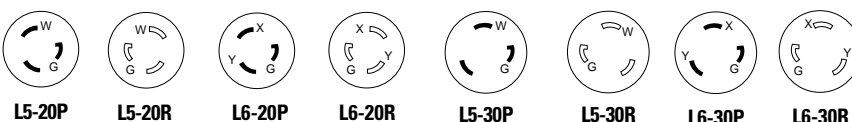
CRL520C

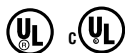


CRL530P



CRL530C






Industrial Specification Grade Corrosion Resistant Locking Plugs & Connectors

3-Pole, 4-Wire Grounding,
 NEMA L14-20 20A 125V/250V,
 NEMA L15-20 20A 250V 3PH,
 NEMA L16-30 30A 480V 3PH
 NEMA L14-30 30A 125/250V
 NEMA L15-30 30A 250V 3Ø

INDUSTRIAL
 COMMERCIAL
 RESIDENTIAL

M-5 CORROSION RESISTANT & MARINE GRADE PRODUCTS



CRL1430P



CRL1430C

Industrial Spec Grade 3 Pole, 4 Wire Locking Plugs & Connectors

FEATURES

- Nickel plated blades, contacts and terminals for corrosion resistance.
- Nylon construction.
- Back wire Dead-Front design.
- Neoprene gasket seals cord hole from dust and debris.
- Inserts included for three separate cord grip ranges.
- Back wire terminal clamps for easy secure wiring.
- Individual wiring compartments with tapered channel for easy insertion of wires.
- Clear cover over wiring compartments allow easy inspection of wiring terminations.
- Combination head screws standard - slot/Phillips in the U.S.
- Add -C to catalog number for Canadian screws - slot/Robertson head combination.

Corrosion Resistant Plugs & Connectors

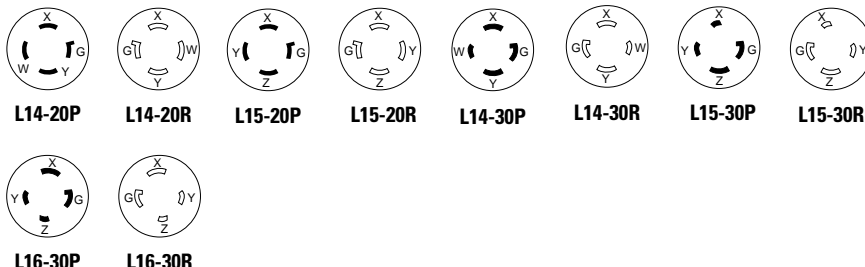
Rating	Cord		Color	Catalog No.	
	A	V/AC		Plug	Connector
20	125/250	L14-20	0.375-1.000" (19.05mm-25.4mm)	Yellow	CRL1420P CRL1420C
20	250V 3Ø	L15-20	0.375-1.000" (19.05mm-25.4mm)	Yellow	CRL1520P CRL1520C
30	125/250	L14-30	0.375-1.000" (19.05mm-25.4mm)	Yellow	CRL1430P CRL1430C
30	250V 3Ø	L15-30	0.375-1.000" (19.05mm-25.4mm)	Yellow	CRL1530P CRL1530C
30	480V 3Ø	L16-30	0.375-1.000" (19.05mm-25.4mm)	Yellow	CRL1630P —

TESTING & CODE COMPLIANCE

- Listed to UL498 (file no. E3663)
- cUL Certified to CSA C22.2 no.42 (file no. E3663).

MATERIAL CHARACTERISTICS

Nylon.
 Temperature Rating:
 -40°C to 75°C.



Industrial Specification Grade Insulated Hart-Lock® Locking Devices

2 Pole, 3 Wire
 15, 20, 30A
 NEMA 5-15/20, 125V
 NEMA 6-15/20, 250V
 NEMA L5-15/20/30, 125V
 NEMA L6-15/20/30, 250V
 NEMA L7-15/20/30, 277V
 NEMA L8-20/30, 480V



INDUSTRIAL
 COMMERCIAL
 RESIDENTIAL

M-6
 CORROSION
 RESISTANT &
 MARINE GRADE
 PRODUCTS

Insulated Industrial Specification Grade Locking Plugs and Connectors

FEATURES

- Thermoplastic elastomeric exteriors outperform rubber when exposed to moisture, chemicals, oils, and the effects of ultraviolet radiation and ozone attack.
- Connector and plug exteriors can be exchanged to shroud plug blades.
- High visibility safety yellow for identification.
- Contacts, blades and terminal screws nickel plated for corrosion resistance.
- Stainless steel assembly and cord grip screws for corrosion resistance.

2 Pole 3 Wire Industrial Specification Grade Locking Plugs and Connectors

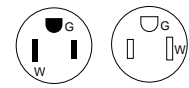
Rating A	V/AC	NEMA	Wire Gauge	Cord Diameter	Color	Plug	Catalog No.	Connector
15	125	5-15	18-12 AWG	0.375"-1.000" (19.05mm-25.4mm)	Yellow	1447	1547	
15	250	6-15	18-12 AWG	0.375"-1.000" (19.05mm-25.4mm)	Yellow	1449	1549	
20	125	5-20	18-12 AWG	0.375"-1.000" (19.05mm-25.4mm)	Yellow	1433	1533	
20	250	6-20	18-12 AWG	0.375"-1.000" (19.05mm-25.4mm)	Yellow	1448	1548	
15	125	L5-15	18-12 AWG	0.375"-1.000" (19.05mm-25.4mm)	Yellow	2447	2547	
15	250	L6-15	18-12 AWG	0.375"-1.000" (19.05mm-25.4mm)	Yellow	2449	2549	
15	277	L7-15	18-12 AWG	0.375"-1.000" (19.05mm-25.4mm)	Yellow	2434	2534	
20	125	L5-20	14-10 AWG	0.375"-1.000" (19.05mm-25.4mm)	Yellow	L520PY	L520CY	
20	250	L6-20	14-10 AWG	0.375"-1.000" (19.05mm-25.4mm)	Yellow	L620PY	L620CY	
20	277	L7-20	14-10 AWG	0.375"-1.000" (19.05mm-25.4mm)	Yellow	L720PY	L720CY	
20	480	L8-20	14-10 AWG	0.375"-1.000" (19.05mm-25.4mm)	Yellow	L820PY	L820CY	
30	125	L5-30	14-10 AWG	0.375"-1.000" (19.05mm-25.4mm)	Yellow	L530PY	L530CY	
30	250	L6-30	12-8 AWG	0.375"-1.000" (19.05mm-25.4mm)	Yellow	L630PY	L630CY	
30	277	L7-30	12-8 AWG	0.375"-1.000" (19.05mm-25.4mm)	Yellow	L730PY	L730CY	
30	480	L8-30	12-8 AWG	0.375"-1.000" (19.05mm-25.4mm)	Yellow	L830PY	L830CY	



L520PY

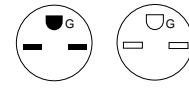


L520CY



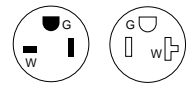
5-15P

5-15R



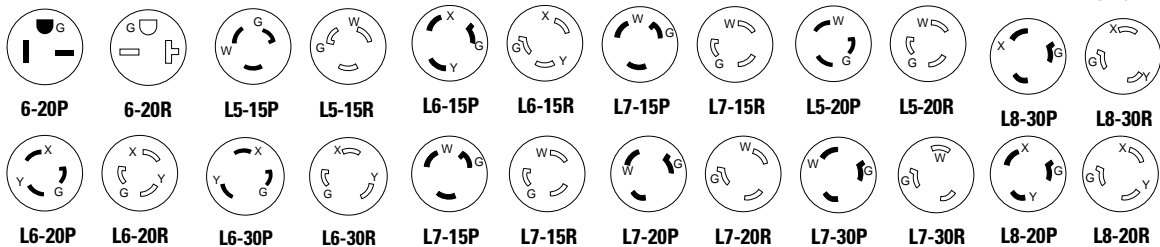
6-15P

6-15R



5-20P

5-20R



TESTING & CODE COMPLIANCE

- Listed to UL 498 (file no. E3663).
- cUL Certified for Canada to C22.2 no. 42 (file no. E3663).

MATERIAL CHARACTERISTICS

Thermoplastic elastomeric (TPE) exterior. Glass filled nylon and glass filled polypropylene interior. Temperature Rating: -40°C to 75°C.



Industrial Specification Grade Insulated Hart-Lock® Locking Devices

3 Pole, 3 Wire
NEMA L10-20, 20A 125/250V
NEMA L11-20, 20A 250V 3Ø
NEMA L10-30, 30A 125/250V
NEMA L11-30, 30A 250V 3Ø
Non-NEMA 30A 125/250V
Non-NEMA 20A 125/250V

INDUSTRIAL
 COMMERCIAL
 RESIDENTIAL

M-7
 CORROSION
 RESISTANT &
 MARINE GRADE
 PRODUCTS

TESTING & CODE COMPLIANCE

- Listed to UL 498 (file no. E3663).
- cUL Certified for Canada to C22.2 no. 42 (file no. E3663), except as noted.

MATERIAL CHARACTERISTICS

Thermoplastic elastomeric (TPE) exterior.
 Glass filled Nylon and glass filled polypropylene interior.
 Temperature Rating: -40°C to 75°C.



L1020PY



L1020CY



L1130PY



L1130CY

Insulated Industrial Specification Grade Locking Plugs and Connectors

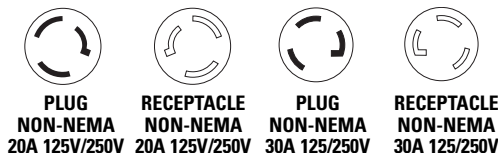
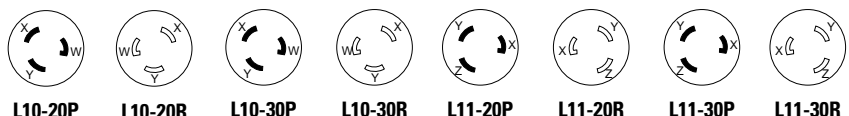
FEATURES

- Thermoplastic elastomeric exteriors outperform rubber when exposed to moisture, chemicals, oils, and the effects of ultraviolet radiation and ozone attack.
- Connector and plug exteriors can be reversed to shroud plug blades.
- Available closure cap can be used on plug or connector to protect from abuse, dirt or moisture.
- High visibility safety yellow for identification.
- Contacts, blades and terminal screws nickel plated for corrosion resistance.
- Stainless steel assembly and cord grip screws for corrosion resistance.

3 Pole, 3 Wire Insulated Industrial Specification Grade Locking Plugs and Connectors

Rating A	V/AC	NEMA	Wire Gauge	Cord Diameter Diameter	Color	Catalog No.	
						Plug	Connector
20	125/250	Non-NEMA	14-10 AWG	0.375"-1.000" (19.05mm-25.4mm)	Yellow	9965PY	9965CY*
20	125/250	L10-20	14-10 AWG	0.375"-1.000" (19.05mm-25.4mm)	Yellow	L1020PY	L1020CY
20	250V 3Ø	L11-20	14-10 AWG	0.375"-1.000" (19.05mm-25.4mm)	Yellow	L1120PY	L1120CY
30	125/250	L10-30	12-8 AWG	0.375"-1.000" (19.05mm-25.4mm)	Yellow	L1030PY	L1030CY
30	125/250	Non-NEMA	12-8 AWG	0.375"-1.000" (19.05mm-25.4mm)	Yellow	L3331PY	L3333CY
30	250V 3Ø	L11-30	12-8 AWG	0.375"-1.000" (19.05mm-25.4mm)	Yellow	L1130PY	L1130CY

*9965CY not cUL Listed



Industrial Specification Grade Insulated Hart-Lock® Locking Devices

3 Pole, 4 Wire Grounding
20, 30A
NEMA L14-20/30, 125/250V
NEMA L15-20/30, 250V 3Ø
NEMA L16-20/30, 480V 3Ø
NEMA L17-30, 600V 3Ø



INDUSTRIAL
COMMERCIAL
RESIDENTIAL

M-8
CORROSION
RESISTANT &
MARINE GRADE
PRODUCTS

TESTING & CODE COMPLIANCE
· Listed to UL 498 (file no. E3663).
· cUL Certified for Canada to C22.2 no. 42 (file no. E3663).

MATERIAL CHARACTERISTICS
Thermoplastic elastomeric (TPE) exterior, Glass filled Nylon and glass filled polypropylene interior.
Temperature Rating: -40°C to 75°C.

Insulated Industrial Specification Grade Locking Plugs and Connectors

FEATURES

- Thermoplastic elastomeric exteriors outperform rubber when exposed to moisture, chemicals, oils, and the effects of ultraviolet radiation and ozone attack.
- Connector and plug exteriors can be reversed to shroud plug blades.
- Available closure cap can be used on plug or connector to protect from abuse, dirt or moisture.
- High visibility safety yellow for identification.
- Contacts, blades and terminal screws nickel plated for corrosion resistance.
- Stainless steel assembly and cord grip screws for corrosion resistance.

3 Pole, 4 Wire Insulated Industrial Specification Grade Locking Plugs and Connectors

Rating A	V/AC	NEMA	Wire Gauge	Cord Diameter	Color	Catalog No.	
						Plug	Connector
20	125/250	L14-20	14-10 AWG	0.625"-1.156" (15.90mm-29.36mm)	Yellow	L1420PY	L1420CY
20	250V 3Ø	L15-20	14-10 AWG	0.625"-1.156" (15.90mm-29.36mm)	Yellow	L1520PY	L1520CY
20	480V 3Ø	L16-20	14-10 AWG	0.625"-1.156" (15.90mm-29.36mm)	Yellow	L1620PY	L1620CY
30	125/250	L14-30	12-8 AWG	0.625"-1.156" (15.90mm-29.36mm)	Yellow	L1430PY	L1430CY
30	250V 3Ø	L15-30	12-8 AWG	0.625"-1.156" (15.90mm-29.36mm)	Yellow	L1530PY	L1530CY
30	480V 3Ø	L16-30	12-8 AWG	0.625"-1.156" (15.90mm-29.36mm)	Yellow	L1630PY	L1630CY
30	600V 3Ø	L17-30	12-8 AWG	0.625"-1.156" (15.90mm-29.36mm)	Yellow	L1730PY	L1730CY



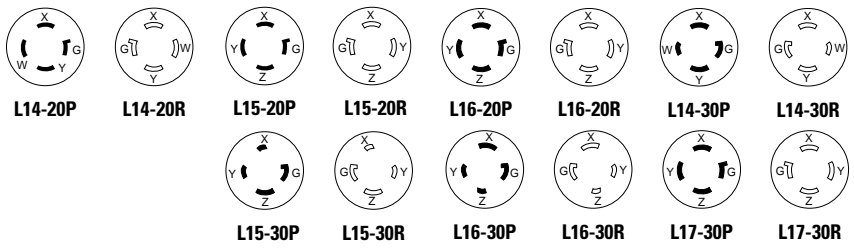
L1420CY



L1630PY



L1630CY





Industrial Specification Grade Insulated Hart-Lock® Locking Devices

4 Pole, 4 Wire Grounding
 20, 30A
 Non-NEMA, 120/208V 3ØY
 NEMA L18-20/30, 120/208V 3ØY
 NEMA L19-20/30, 277/480V 3ØY
 NEMA L20-20/30, 347/600V 3ØY

Insulated Industrial Specification Grade Locking Plugs and Connectors

FEATURES

- Thermoplastic elastomeric exteriors outperform rubber when exposed to moisture, chemicals, oils, and the effects of ultraviolet radiation and ozone attack.
- Connector and plug exteriors can be reversed to shroud plug blades.
- Available closure cap can be used on plug or connector to protect from abuse, dirt or moisture.
- High visibility safety yellow for identification.
- Contacts, blades and terminal screws nickel plated for corrosion resistance.
- Stainless steel assembly and cord grip screws for corrosion resistance.

INDUSTRIAL
 COMMERCIAL
 RESIDENTIAL

M-9
 CORROSION
 RESISTANT &
 MARINE GRADE
 PRODUCTS



L1820PY



L1820CY

4 Pole, 4 Wire Insulated Industrial Specification Grade Locking Plugs and Connectors

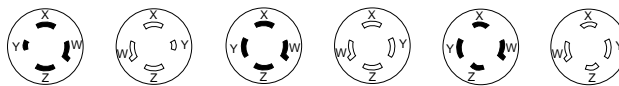
Rating	V/AC	NEMA	Wire Gauge	Cord Diameter	Color	Plug	Connector
20	120/208V 3ØY	Non-NEMA	14-10 AWG	0.625"-1.156" (15.90mm-29.36mm)	Yellow	7411PY	7411CY
20	120/208V 3ØY	L18-20	14-10 AWG	0.625"-1.156" (15.90mm-29.36mm)	Yellow	L1820PY	L1820CY
20	277/480V 3ØY	L19-20	14-10 AWG	0.625"-1.156" (15.90mm-29.36mm)	Yellow	L1920PY	L1920CY
20	347/600V 3ØY	L20-20	14-10 AWG	0.625"-1.156" (15.90mm-29.36mm)	Yellow	L2020PY	L2020CY
30	120/208V 3ØY	Non-NEMA	12-8 AWG	0.625"-1.156" (15.90mm-29.36mm)	Yellow	3431PY	3431CY
30	120/208V 3ØY	L18-30	12-8 AWG	0.625"-1.156" (15.90mm-29.36mm)	Yellow	L1830PY	L1830CY
30	277/480V 3ØY	L19-30	12-8 AWG	0.625"-1.156" (15.90mm-29.36mm)	Yellow	L1930PY	L1930CY
30	347/600V 3ØY	L20-30	12-8 AWG	0.625"-1.156" (15.90mm-29.36mm)	Yellow	L2030PY	L2030CY

TESTING & CODE COMPLIANCE

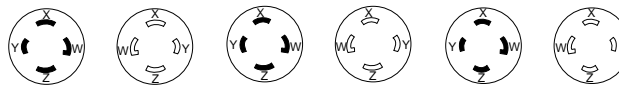
- Listed to UL 498 (file no. E3663).
- cUL Certified for Canada to C22.2 no. 42 (file no. E3663).

MATERIAL CHARACTERISTICS

Thermoplastic elastomeric (TPE) exterior.
 Glass filled Nylon and glass filled polypropylene interior.
 Temperature Rating: -40°C to 75°C.



L18-20P L18-20R L19-20P L19-20R L20-20P L20-20R



L18-30P L18-30R L19-30P L19-30R L20-30P L20-30R



PLUG NON-NEMA 20A 120/208V 3ØY RECEPTACLE NON-NEMA 20A 120/208V 3ØY PLUG NON-NEMA 30A 120/208V 3ØY RECEPTACLE NON-NEMA 30A 120/208V 3ØY

Industrial Specification Grade Insulated Hart-Lock® Locking Devices

4 Pole, 5 Wire Grounding
 20, 30A
 NEMA L21-20/30, 120/208V 3ØY
 NEMA L22-20/30, 277/480V 3ØY
 NEMA L23-20/30, 347/600V 3ØY



INDUSTRIAL
 COMMERCIAL
 RESIDENTIAL

M-10
 CORROSION
 RESISTANT &
 MARINE GRADE
 PRODUCTS

TESTING & CODE COMPLIANCE
 · Listed to UL 498 (file no. E3663).
 · cUL Certified for Canada to C22.2 no. 42 (file no. E3663).

MATERIAL CHARACTERISTICS
 Thermoplastic elastomeric (TPE) exterior. Glass filled Nylon and glass filled polypropylene interior.
 Temperature Rating: -40°C to 75°C.

Insulated Industrial Specification Grade Locking Plugs and Connectors

FEATURES

- Thermoplastic elastomeric exteriors outperform rubber when exposed to moisture, chemicals, oils, and the effects of ultraviolet radiation and ozone attack.
- Connector and plug exteriors can be reversed to shroud plug blades.
- Available closure cap can be used on plug or connector to protect from abuse, dirt or moisture.
- High visibility safety yellow for identification.
- Contacts, blades and terminal screws nickel plated for corrosion resistance.
- Stainless steel assembly and cord grip screws for corrosion resistance.

4 Pole, 5 Wire Grounding Insulated Industrial Spec. Grade Locking Plugs and Connectors

Rating A	V/AC	NEMA	Wire Gauge	Cord Diameter	Color	Catalog No.	
						Plug	Connector
20	120/ 208V 3ØY	L21-20	14-10 AWG	0.625"-1.156" (15.90mm-29.36mm)	Yellow	L2120PY	L2120CY
20	277/ 480V 3ØY	L22-20	14-10 AWG	0.625"-1.156" (15.90mm-29.36mm)	Yellow	L2220PY	L2220CY
20	347/ 600V 3ØY	L23-20	14-10 AWG	0.625"-1.156" (15.90mm-29.36mm)	Yellow	L2320PY	L2320CY
30	120/ 208V 3ØY	L21-30	12-8 AWG	0.625"-1.156" (15.90mm-29.36mm)	Yellow	L2130PY	L2130CY
30	277/ 480V 3ØY	L22-30	12-8 AWG	0.625"-1.156" (15.90mm-29.36mm)	Yellow	L2230PY	L2230CY
30	347/ 600V 3ØY	L23-30	12-8 AWG	0.625"-1.156" (15.90mm-29.36mm)	Yellow	L2330PY	L2330CY



Closure Caps

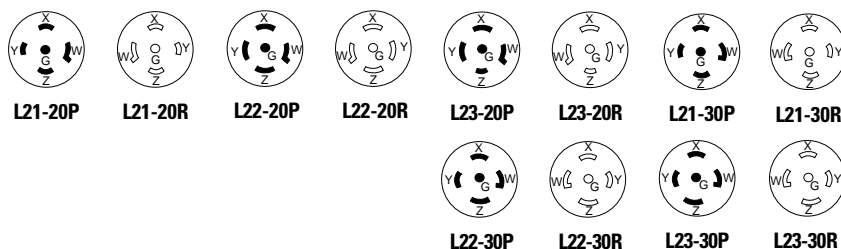
FEATURES

- Fits insulated plugs and connectors to protect from dirt and moisture.

Closure Caps

Description	Catalog No.
Closure cap for 20A devices	20PW#
Closure cap for 30A devices	30PW#

not UL or cUL listed





Industrial Specification Grade Watertight Hart-Lock® Devices

2 Pole, 3 Wire
 15, 20, 30A
 NEMA 5-15/20, 125V
 NEMA 6-15/20, 125V
 NEMA L5-15/20/30, 125V
 NEMA L6-15/20/30, 250V
 NEMA L7-15/20/30, 277V
 NEMA L8-20/30, 480V

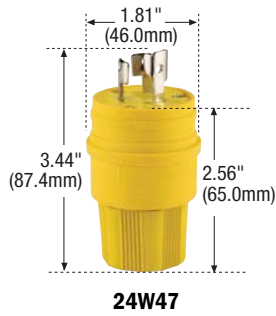
Watertight Industrial Specification Grade Plugs and Connectors

FEATURES

- Thermoplastic elastomeric exteriors out-perform rubber when exposed to moisture, chemicals, oils, and the effects of ultraviolet radiation and ozone attack.
- Mated plug and connector form a watertight seal that meets the requirements of NEMA 3R, 4X, IEC IP67 and withstands water spray test at 800 psi.
- High visibility safety yellow for identification.
- Contacts, blades and terminal screws nickel plated for corrosion resistance.
- Quick drive, stainless steel assembly screws for corrosion resistance and fast installation.
- Color coded neoprene grommets for a watertight seal on a wide range of cord sizes.

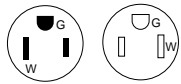
INDUSTRIAL
 COMMERCIAL
 RESIDENTIAL

M-11
 CORROSION
 RESISTANT &
 MARINE GRADE
 PRODUCTS

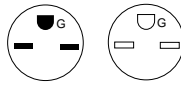


2 Pole 3 Wire Watertight Industrial Specification Grade Locking Plugs and Connectors

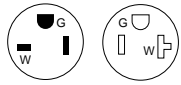
Rating	A	V/AC	NEMA	Wire Gauge	Cord Diameter	Color	Plug	Catalog No. Connector
15	125	5-15	18-12 AWG	0.30"-0.65" (7.6mm-16.5mm)	Yellow	14W47	15W47	
15	250	6-15	18-12 AWG	0.30"-0.65" (7.6mm-16.5mm)	Yellow	14W49	15W49	
20	125	5-20	18-12 AWG	0.30"-0.65" (7.6mm-16.5mm)	Yellow	14W33	15W33	
20	250	6-20	18-12 AWG	0.30"-0.65" (7.6mm-16.5mm)	Yellow	14W48	15W48	
15	125	L5-15	18-12 AWG	0.30"-0.65" (7.6mm-16.5mm)	Yellow	24W47	25W47	
15	250	L6-15	18-12 AWG	0.30"-0.65" (7.6mm-16.5mm)	Yellow	24W49	25W49	
15	277	L7-15	18-12 AWG	0.30"-0.65" (7.6mm-16.5mm)	Yellow	24W34	25W34	
20	125	L5-20	14-10 AWG	0.36"-0.84" (9.1mm-21.3mm)	Yellow	L520PW	L520CW	
20	250	L6-20	14-10 AWG	0.36"-0.84" (9.1mm-21.3mm)	Yellow	L620PW	L620CW	
20	277	L7-20	14-10 AWG	0.36"-0.84" (9.1mm-21.3mm)	Yellow	L720PW	L720CW	
20	480	L8-20	14-10 AWG	0.36"-0.84" (9.1mm-21.3mm)	Yellow	L820PW	L820CW	
30	125	L5-30	12-8 AWG	0.36"-0.84" (9.1mm-21.3mm)	Yellow	L530PW	L530CW	
30	250	L6-30	12-8 AWG	0.43"-1.15" (10.9mm-29.2mm)	Yellow	L630PW	L630CW	
30	277	L7-30	12-8 AWG	0.43"-1.15" (10.9mm-29.2mm)	Yellow	L730PW	L730CW	
30	480	L8-30	12-8 AWG	0.43"-1.15" (10.9mm-29.2mm)	Yellow	L830PW	L830CW	



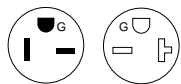
5-15P 5-15R



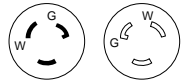
6-15P 6-15R



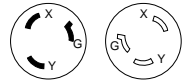
5-20P 5-20R



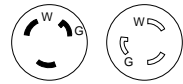
6-20P 6-20R



L5-15P L5-15R



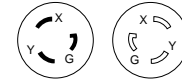
L6-15P L6-15R



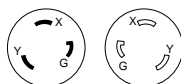
L7-15P L7-15R



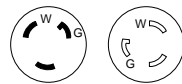
L5-20P L5-20R



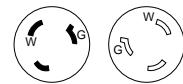
L6-20P L6-20R



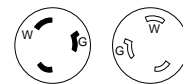
L6-30P L6-30R



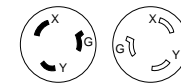
L7-15P L7-15R



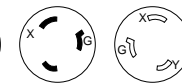
L7-20P L7-20R



L7-30P L7-30R



L8-20P L8-20R



L8-30P L8-30R

TESTING & CODE COMPLIANCE

- Listed to UL 498 (file no. E3663).
- cUL Certified for Canada to C22.2 no. 42 (file no. E3663).

MATERIAL CHARACTERISTICS

Thermoplastic elastomeric (TPE) exterior.
 Glass filled Nylon and glass filled polypropylene interior.
 Temperature Rating: -40°C to 75°C.

Industrial Specification Grade Watertight Hart-Lock® Locking Devices

3 Pole, 3 Wire Grounding
20, 30A
Non-NEMA, 125/250V
NEMA L10-20/30, 125/250V
NEMA L11-20/30, 250V 3Ø



INDUSTRIAL
COMMERCIAL
RESIDENTIAL

M-12
CORROSION
RESISTANT &
MARINE GRADE
PRODUCTS

TESTING & CODE COMPLIANCE

- Listed to UL 498 (file no. E3663).
- cUL Certified for Canada to C22.2 no. 42 (file no. E3663) except as noted.

MATERIAL CHARACTERISTICS

Thermoplastic elastomeric (TPE) exterior, Glass filled Nylon and glass filled polypropylene interior.
Temperature Rating: -40°C to 75°C.

Watertight Industrial Specification Grade Locking Plugs and Connectors

FEATURES

- Thermoplastic elastomeric exteriors out-perform rubber when exposed to moisture, chemicals, oils, and the effects of ultraviolet radiation and ozone attack.
- Mated plug and connector form a watertight seal that meets the requirements of NEMA 3R, 4X, IEC IP67 and withstands water spray test at 800 psi.
- Connector supplied with closure cap for watertight seal when connector not in use. Optional closure cap for plugs available.
- High visibility safety yellow for identification.
- Contacts, blades and terminal screws nickel plated for corrosion resistance.
- Quick drive, stainless steel assembly screws for corrosion resistance and fast installation.
- Color coded neoprene grommets for a watertight seal on a wide range of cord sizes.


3 Pole 3 Wire Watertight Industrial Specification Grade Locking Plugs and Connectors

Rating A	V/AC	NEMA	Wire Gauge	Cord Diameter	Color	Catalog No. Plug	Connector
20	125/250	Non-NEMA	14-10 AWG	0.36"-0.84" (9.1mm-21.3mm)	Yellow	9965PW	9965CW*
20	125/250	L10-20	14-10 AWG	0.36"-0.84" (9.1mm-21.3mm)	Yellow	L1020PW	L1020CW
20	250V 3Ø	L11-20	14-10 AWG	0.36"-0.84" (9.1mm-21.3mm)	Yellow	L1120PW	L1120CW
30	125/250	L10-30	12-8 AWG	0.43"-1.15" (10.9mm-29.2mm)	Yellow	L1030PW	L1030CW
30	125/250	Non-NEMA	12-8 AWG	0.43"-1.15" (10.9mm-29.2mm)	Yellow	L3331PW	L3333CW
30	250V 3Ø	L11-30	12-8 AWG	0.43"-1.15" (10.9mm-29.2mm)	Yellow	L1130PW	L1130CW

*not cUL Listed



L1020PW



L1020CW



L10-20P



L10-20R



L11-20P



L11-20R



L10-30P



L10-30R



L11-30P



L11-30R



PLUG
NON-NEMA
20A 125V/250V



RECEPTACLE
NON-NEMA
20A 125V/250V



PLUG
NON-NEMA
30A 125/250V



RECEPTACLE
NON-NEMA
30A 125/250V



Industrial Specification Grade Watertight Hart-Lock® Locking Devices

3 Pole, 4 Wire Grounding
 NEMA L14-20/30, 125/250V
 NEMA L15-20/30, 250V 3Ø
 NEMA L16-20/30, 480V 3Ø
 NEMA L17-30, 600V 3Ø

INDUSTRIAL
 COMMERCIAL
 RESIDENTIAL

M-13 CORROSION RESISTANT & MARINE GRADE PRODUCTS



L1420PW



L1420CW

Watertight Industrial Specification Grade Locking Plugs and Connectors

FEATURES

- Thermoplastic elastomeric exteriors outperform rubber when exposed to moisture, chemicals, oils, and the effects of ultraviolet radiation and ozone attack.
- Mated plug and connector form a watertight seal that meets the requirements of NEMA 3R, 4X, IEC IP67 and withstands water spray test at 800 psi.
- Connector supplied with closure cap for watertight seal when connector not in use. Optional closure cap for plug available.
- High visibility safety yellow for identification.
- Contacts, blades and terminal screws nickel plated for corrosion resistance.
- Quick drive, stainless steel assembly screws for corrosion resistance and fast installation.
- Color coded neoprene grommets for a watertight seal on a wide range of cord sizes.

3 Pole, 4 Wire Grounding Watertight Industrial Spec. Grade Locking Plugs and Connectors

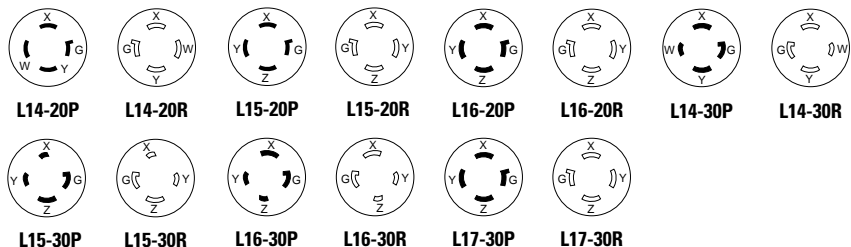
Rating A	V/AC	NEMA	Wire Gauge	Cord Diameter	Color	Catalog No.	
						Plug	Connector
20	125/ 250	L14-20	14-10 AWG	0.36"-0.84" (9.1mm-21.3mm)	Yellow	L1420PW	L1420CW
20	250V 3Ø	L15-20	14-10 AWG	0.36"-0.84" (9.1mm-21.3mm)	Yellow	L1520PW	L1520CW
20	480V 3Ø	L16-20	14-10 AWG	0.36"-0.84" (9.1mm-21.3mm)	Yellow	L1620PW	L1620CW
30	125/ 250	L14-30	12-8 AWG	0.43"-1.15" (10.9mm-29.2mm)	Yellow	L1430PW	L1430CW
30	250V 3Ø	L15-30	12-8 AWG	0.43"-1.15" (10.9mm-29.2mm)	Yellow	L1530PW	L1530CW
30	480V 3Ø	L16-30	12-8 AWG	0.43"-1.15" (10.9mm-29.2mm)	Yellow	L1630PW	L1630CW
30	600V 3Ø	L17-30	12-8 AWG	0.43"-1.15" (10.9mm-29.2mm)	Yellow	L1730PW	L1730CW

TESTING & CODE COMPLIANCE

- Listed to UL 498 (file no. E3663).
- cUL Certified for Canada to C22.2 no. 42 (file no. E3663).

MATERIAL CHARACTERISTICS

Thermoplastic elastomeric (TPE) exterior.
 Glass filled Nylon and glass filled polypropylene interior.
 Temperature Rating:
 -40°C to 75°C.



Industrial Specification Grade Watertight Hart-Lock® Locking Devices

4 Pole, 4 Wire Grounding
20, 30A
Non-NEMA, 120/208V 3ØY
NEMA L18-20/30, 120/208V 3ØY
NEMA L19-20/30, 277/480V 3ØY
NEMA L20-20/30, 600V 3ØY



INDUSTRIAL
COMMERCIAL
RESIDENTIAL

M-14 CORROSION RESISTANT & MARINE GRADE PRODUCTS

TESTING & CODE COMPLIANCE

- Listed to UL 498 (file no. E3663).
- cUL Certified for Canada to C22.2 no. 42 (file no. E3663).

MATERIAL CHARACTERISTICS

Thermoplastic elastomeric (TPE) exterior. Glass filled Nylon and glass filled polypropylene interior.
Temperature Rating: -40°C to 75°C.

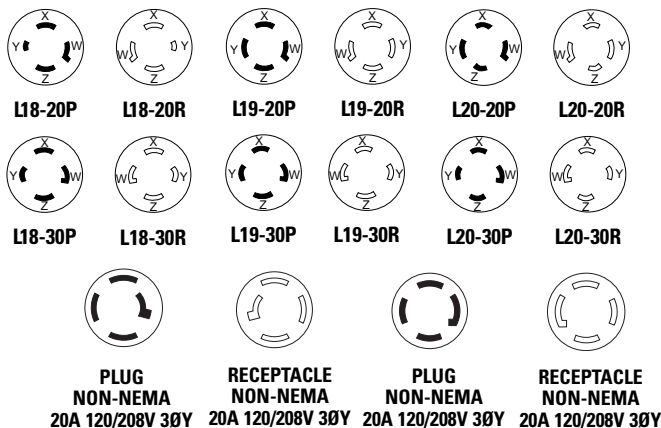

Watertight Industrial Specification Grade Locking Plugs and Connectors

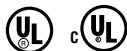
FEATURES

- Thermoplastic elastomeric exteriors outperform rubber when exposed to moisture, chemicals, oils, and the effects of ultraviolet radiation and ozone attack.
- Mated plug and connector form a watertight seal that meets the requirements of NEMA 3R, 4X, IEC IP67 and withstands water spray test at 800 psi.
- Connector supplied with closure cap for watertight seal when connector not in use. Optional closure cap for plugs available.
- High visibility safety yellow for identification.
- Contacts, blades and terminal screws nickel plated for corrosion resistance.
- Quick drive, stainless steel assembly screws for corrosion resistance and fast installation.
- Color coded neoprene grommets for a watertight seal on a wide range of cord sizes.

4 Pole, 4 Wire Watertight Industrial Specification Grade Locking Plugs and Connectors

Rating	Cord		Catalog No.	
	A V/AC	NEMA Wire Gauge	Diameter	Plug Connector
20	120/208V 3ØY	Non-NEMA 14-10 AWG	0.36"-0.84" (9.1mm-21.3mm)	Yellow 7411PW 7411CW
20	120/208V 3ØY	L18-20 14-10 AWG	0.36"-0.84" (9.1mm-21.3mm)	Yellow L1820PW L1820CW
20	277/480V 3ØY	L19-20 14-10 AWG	0.36"-0.84" (9.1mm-21.3mm)	Yellow L1920PW L1920CW
20	347/600V 3ØY	L20-20 14-10 AWG	0.36"-0.84" (9.1mm-21.3mm)	Yellow L2020PW L2020CW
30	120/208V 3ØY	Non-NEMA 12-8 AWG	0.43"-1.15" (10.9mm-29.2mm)	Yellow 3431PW 3431CW
30	120/208V 3ØY	L18-30 12-8 AWG	0.43"-1.15" (10.9mm-29.2mm)	Yellow L1830PW L1830CW
30	277/480V 3ØY	L19-30 12-8 AWG	0.43"-1.15" (10.9mm-29.2mm)	Yellow L1930PW L1930CW
30	347/600V 3ØY	L20-30 12-8 AWG	0.43"-1.15" (10.9mm-29.2mm)	Yellow L2030PW L2030CW





Industrial Specification Grade Watertight Hart-Lock® Locking Devices

4 Pole, 5 Wire Grounding
 20, 30A
 NEMA L21-20/30, 120/208V 3ØY
 NEMA L22-20/30, 277/480V 3ØY
 NEMA L23-20/30, 347/600V 3ØY

Watertight Industrial Specification Grade Locking Plugs and Connectors

FEATURES

- Thermoplastic elastomeric exteriors outperform rubber when exposed to moisture, chemicals, oils, and the effects of ultraviolet radiation and ozone attack.
- Mated plug and connector form a watertight seal that meets the requirements of NEMA 3R, 4X, IEC IP67 and withstands water spray test at 800 psi.
- Connector supplied with closure cap for watertight seal when connector not in use. Optional closure cap for plugs available.
- High visibility safety yellow for identification.
- Contacts, blades and terminal screws nickel plated for corrosion resistance.
- Quick drive, stainless steel assembly screws for corrosion resistance and fast installation.
- Color coded neoprene grommets for a watertight seal on a wide range of cord sizes.



L2120PW



L2120CW



20PW

INDUSTRIAL
 COMMERCIAL
 RESIDENTIAL

M-15
 CORROSION
 RESISTANT &
 MARINE GRADE
 PRODUCTS

TESTING & CODE COMPLIANCE

- Listed to UL 498 (file no. E3663).
- cUL Certified for Canada to C22.2 no. 42 (file no. E3663).
- 20PW, 30PW, 20CW, 30CW, WM125, WM126, WM127, WM128 and WM129 not UL or cUL Listed.

MATERIAL CHARACTERISTICS

Thermoplastic elastomeric (TPE) exterior.
 Glass filled Nylon and glass filled polypropylene interior.
 Temperature Rating: -40°C to 75°C.

4 Pole, 5 Wire Grounding Watertight Industrial Grade Locking Plugs and Connectors

Rating	A	V/AC	NEMA	Wire Gauge	Cord Diameter	Color	Catalog No. Plug	Connector
20	120/	208V 3ØY	L21-20	14-10 AWG	0.36"-0.84" (9.1mm-21.3mm)	Yellow	L2120PW	L2120CW
20	277/	480V 3ØY	L22-20	14-10 AWG	0.36"-0.84" (9.1mm-21.3mm)	Yellow	L2220PW	L2220CW
20	347/	600V 3ØY	L23-20	14-10 AWG	0.36"-0.84" (9.1mm-21.3mm)	Yellow	L2320PW	L2320CW
30	120/	208V 3ØY	L21-30	12-8 AWG	0.43"-1.15" (10.9mm-29.2mm)	Yellow	L2130PW	L2130CW
30	277/	480V 3ØY	L22-30	12-8 AWG	0.43"-1.15" (10.9mm-29.2mm)	Yellow	L2230PW	L2230CW
30	347/	600V 3ØY	L23-30	12-8 AWG	0.43"-1.15" (10.9mm-29.2mm)	Yellow	L2330PW	L2330CW

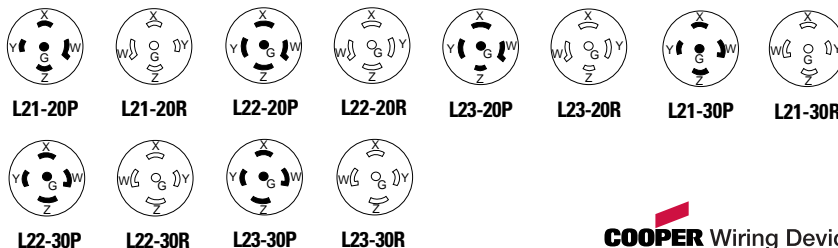
Closure Caps

Description	Catalog No.
20A Plug closure cap	20PW
30A Plug closure cap	30PW
20A Conn Replacement cap	20CW
30A Conn Replacement cap	30CW

Wire Mesh Grips

Description	Catalog No.
0.375"-0.50" (9.5mm-12.7mm)	WM125
0.500"-0.625" (12.7mm-15.9mm)	WM126
0.625"-0.750" (15.9mm-19.1mm)	WM127
0.750"-0.875" (19.1mm-22.2mm)	WM128
0.875-1.00" (22.2-25.4mm)	WM129

WM125



Corrosion Resistant Boots for Hart-Lock® Locking Devices



Weather Protective Boots

FEATURES

- UL Listed to I.E.C. 529.
- Neoprene resists oil, grease, acids and has long life properties.
- Flexible and easy to apply to plug or connector.
- Cord hole opening can be cut away for large diameter cords.
- Carries IP55 environmental rating when proper boot is applied to mating plug and connector.

Weather Protective Boots

Description	Catalog No.
Boot for 15 amp Hart-Lock® plugs when used with mating receptacle, outlet or connector (with BS2 boot) and connector when used with inlet.	BS1
Boot for 15 amp Hart-Lock® connector when used with mating plug (with BS1 boot)	BS2
Fits all 20 & 30 amp 3-wire Hart-Lock® plugs when used with connector equipped with BM2, receptacle or outlet, all 20 & 30 amp 3-wire Hart-Lock® connectors when used with inlet	BM1
Fits all 20 & 30 amp 3-wire Hart-Lock® connectors when used with mating plug equipped with BM1	BM2
Fits all 4 and 5 wire Hart-Lock® plugs when used with connector equipped with BL2 receptacle or outlet, 4 and 5 wire Hart-Lock® connectors when used with inlets	BL1
Fits all 4 and 5 wire Hart-Lock® connectors when used with mating plug equipped with BL1	BL2
For 50A plug when used with receptacle, or for 50A connector when used with inlet or plug with 7717 boot.	7716
For 50A connector when used with 50A plug with 7716 boot.	7717
For 50A connector when used with a hull inlet.	77CR15
Short neoprene boot for midget plugs	74CM40
For 20A Power-Lock® plugs when used with mating receptacle outlet or connector (with 23025 boot) and connector when used with inlet	23024
For 20A Power-Lock® connector when used with mating plug (with 23024 boot)	23025



BS1



BM1



BM2

INDUSTRIAL
COMMERCIAL
RESIDENTIAL

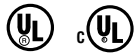
M-16
CORROSION
RESISTANT &
MARINE GRADE
PRODUCTS

TESTING & CODE COMPLIANCE

- Listed to UL 514C.
- cUL Certified to CSA C22.2 no. 18 (file no. E2458).

MATERIAL CHARACTERISTICS

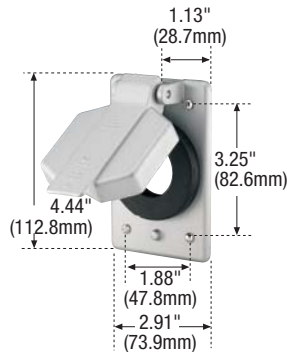
Neoprene.
Temperature Rating:
-40°C to 107°C.



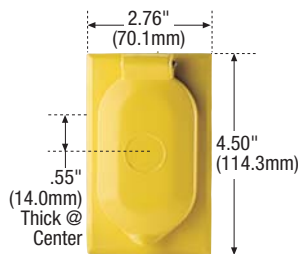
Industrial Specification Grade Receptacle Covers



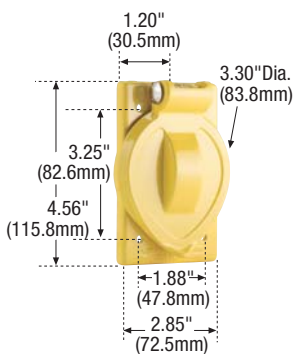
WLRD-1



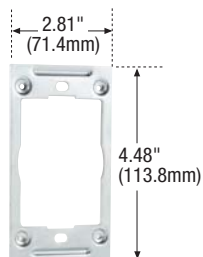
WLR-1



7879CR



7420CR



7349

Deluxe Wet Location Covers for FS/FD Boxes

FEATURES

- UL Listed for wet location (covers closed) and damp locations (cover open or closed).
- Self closing spring door assures full protection.
- Die cast copper free aluminum with epoxy finish provides maximum corrosion resistance.
- EPDM gasketing material on WLRD1 and WLR-1 provide excellent resistance to ozone, weathering and temperatures from -46° C to 127° C (-50°F to 260°F).

Die Cast Aluminum Covers for Duplex and Single Receptacles

Description	Catalog No.
Duplex receptacle cover, horizontal mounting.	WLRD1
Single receptacle cover, vertical mounting, 1.38" (34.9mm) face diameter. Use with straight blade 15 and 20 amp and 15 amp Hart-Lock™ receptacles.	WLR-1
Single receptacle cover, vertical mounting, 1.56" (39.7mm) face diameter. Use with 20 and 30 amp Hart-Lock™ receptacles.	WLR-2
Adapter, flush mounts above covers to standard boxes.	WLR-1*

* Not UL or CSA listed.

Standard Wet Location Covers for FS/FD Boxes

FEATURES

- UL Listed for wet location (covers closed) and damp locations (cover open or closed).
- Self closing spring door assures full protection.
- Gasketing material provides excellent resistance to weather.
- Duplex covers used with any duplex receptacle.

Die Cast Aluminum Covers for Duplex and Single Receptacles

Description	Catalog No.
Duplex receptacle, vertical mounting.	7879FS
Duplex receptacle, vertical mounting, yellow corrosion resistant.	7879FSCR
Single receptacle cover, vertical mounting, 1.38-1.56" (34.9-39.7mm) face diameter. Used with 15 and 20 amp single straight blade receptacles and 15, 20 and 30 amp single locking receptacles.	7420
Single receptacle cover, vertical mounting, 1.38-1.56" (34.9-39.7mm) face diameter, yellow corrosion resistant finish. Used with 15 and 20 amp single straight blade receptacles and 15, 20 and 30 amp single locking receptacles	7420CR
Single receptacle, vertical mounting for 2.12" (53.8mm) face diameter. Used with 30 amp straight blade receptacles	7420A
Adapter, flush mounts above covers to standard boxes.	7349*

Note: Cat. No. 7420, 7420CR have inserts for protecting toggle and tap action switches. Can be used with most standard length toggle switches.

* Not UL or CSA listed.

INDUSTRIAL
COMMERCIAL
RESIDENTIAL

M-17
CORROSION
RESISTANT &
MARINE GRADE
PRODUCTS

TESTING & CODE COMPLIANCE

· Listed to UL 514A (file no. E92122) except WLRD1, WLR-1, WLR-2 (file no. E15022).
· CSA Certified to C22.2 no. 18. WLRD1, WLR-1, WLR-2: (file no. LR222); others: cUL Certified. (file no. E92122), except as noted.

MATERIAL CHARACTERISTICS

Die cast aluminum.
Temperature Rating:
-40° C to 105° C.

Specification Grade Covers, Plates, Tester & AC Switches



Weather Protective Covers

FEATURES

- Yellow epoxy finish covers will withstand over 200 hours on salt spray test.

FS & FD Box Covers

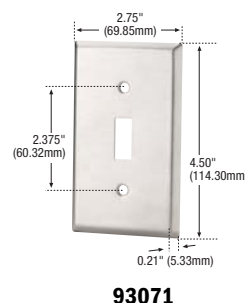
Description	Catalog No.
Black blank cover, non-metallic	6087
Yellow PBT Valox® blank cover	60CR88
Black FS Box, non-metallic with 2 0.75" (19.05mm) IPS molded-in knockouts	6080



Stainless Steel Wallplates - Type 304

Description	Catalog No.
Duplex receptacle plate	93101
Single receptacle plate	93091
Single switch plate	93071
Single receptacle plate for 6200CR, 6330CR	93111

For a complete listing of all available corrosion resistant wallplates, see the entire stainless offer in wallplates, Section O.



Weather Protective AC Tap Action Switch Plates


FEATURES

- Designed with finned, self-sealing mounting holes for either FS (cast or plastic) or standard flush wall boxes.
- For all CWD tap action switches.

Weather Protective AC Tap Action Switch Plates

Description	Color	Catalog No.
Plate Only, One Gang	Gray	2881G
	Yellow	AH2881
Plate and 125 Volt Red Pilot	Gray	2882G
	Yellow	AH2882

Notes: · AC switches are not recommended for use on Master or Emergency Power Systems.
· AC switches can be used on HP applications as permitted by NEC® paragraphs 430.83 & 430.109.



INDUSTRIAL
COMMERCIAL
RESIDENTIAL

M-18
CORROSION
RESISTANT &
MARINE GRADE
PRODUCTS

TESTING & CODE COMPLIANCE

· Listed to UL 514A , (file no. E92122) for 93101, 93091, 93071, 93111; (file no. E11461) for 6087; (file no. E92074) for 60CR88 except as noted. 93101, 93091, 93071, 93111 CSA Certified to C22.2 no.18-M (file no. LR74189) 6087, 60CR88, are not CSA Listed. 2882 is not UL, CSA Listed.

MATERIAL CHARACTERISTICS

6087 (Phenolic); 60CR88 (PBT "Valox")
Environmental:
Flammability per UL 94 requirements, 60CR88 VO rated.
Temperature Rating:
6087, -40°C to 65°C; 60CR88, 2882, -40°C to 70°C.

Horsepower Rated for Motor Loads per UL 20			
	120V/AC	240V/AC	Max Amps
15A	1/2 HP	2 HP	12A
20A	1 HP	2 HP	16A




Marine Grade Locking Devices

2 Pole, 3 Wire Grounding,
50A 125V
3 Pole, 4 Wire Grounding,
50A, 125V/250V

50A Marine Ship-to-Shore Single Receptacle

FEATURES

- Body consists of rugged glass reinforced nylon.
- Rugged metal shells and housings consist of corrosion resistant stainless steel.
- Straps, terminals and contacts made from nickel plated brass for corrosion resistance.



63CR70


Receptacle

Rating A	V/AC	Wiring Configuration	Description	Color	Catalog No.
50	125	2 Pole, 3 Wire	Single	Black	63CR70
50	125/250	3 Pole, 4 Wire	Single	Black	63CR69

50A Armored Marine Ship-to-Shore Locking Plugs and Connectors

FEATURES

- Internal construction consists of rugged glass reinforced nylon.
- Rugged metal shells and housings consist of corrosion resistant stainless steel.
- Metal cable clamp provides for large range of cable sizes and durable strain relief.
- Back wired for quick and dependable conductor termination.
- Large terminal lugs with serrated contact area for superior terminations
- Terminal lugs designed for #6 wire.
- Deep, tapered wire wells for positive conductor isolation.



63CR69

Plugs & Connectors

Rating A	V/AC	Wiring Configuration	Cord Diameter	Catalog No.	
				Plug	Connector
50	125	2 Pole, 3 Wire	0.680"-1.125" (17.27mm-28.57mm)	63CR61	63CR60
50	125/250	3 Pole, 4 Wire	0.680"-1.125" (17.27mm-28.57mm)	63CR65	63CR64

INDUSTRIAL
COMMERCIAL
RESIDENTIAL

M-19 CORROSION RESISTANT & MARINE GRADE PRODUCTS

TESTING & CODE COMPLIANCE

- Listed to UL 498: Receptacles (file no. E2369) Plugs & Connectors (file no. E3663).
- Receptacles: CSA Certified to C22.2 no.42 (file no. LR7087).
- Plugs: cUL listed to CSA C22.2 no. 42 (file no. E3663).

MATERIAL CHARACTERISTICS

Glass filled Nylon and Stainless Steel.
Environmental:
Flammability per UL 94 requirements,
Receptacles V0 rated.
Temperature Rating:
-40°C to 105°C.



RECEPTACLE
63CR70



PLUG
63CR61



RECEPTACLE
63CR69



PLUG
63CR65

Marine Grade Locking Devices

2 Pole, 3 Wire Grounding, 50A 125V
 3 Pole, 4 Wire Grounding 50A 125V/250V
 NEMA L5-20, 20A 125V
 NEMA L5-30, 30A 125V



50A Nylon Marine Ship-to-Shore Locking Plugs and Connectors

FEATURES

- High impact-resistant nylon housing withstands even the toughest applications.
- Internal construction consists of rugged glass reinforced nylon.
- Tapered shell minimizes snagging.
- Neoprene gland seals entry of dirt and moisture into device interiors for consistent performance.
- Available with internal or external cable clamp.
- Back wired for quick and dependable conductor termination.
- Terminal lugs designed for #6 wire.
- Deep, tapered wire wells for positive conductor isolation.

Plug and Connector With Internal Cable Clamp

Rating A	V/AC	Wiring Configuration	Cord Diameter	Color	Catalog No.	
					Plug	Connector
50	125	2 Pole, 3 Wire	0.680"-1.125" (17.27mm-28.57mm)	Yellow	63CR61N	63CR60N
50	125/250	3 Pole, 4 Wire	0.680"-1.125" (17.27mm-28.57mm)	Yellow	63CR65N	63CR64N

Plug and Connector with External Cable Clamp

Rating A	V/AC	Wiring Configuration	Cord Diameter	Color	Catalog No.	
					Plug	Connector
50	125	2 Pole, 3 Wire	0.680"-1.125" (17.27mm-28.57mm)	Yellow	63CR61E	63CR60E
50	125/250	3 Pole, 4 Wire	0.680"-1.125" (17.27mm-28.57mm)	Yellow	63CR65E	63CR64E


20, 30 and 50A Chrome Plated Hull Inlets

FEATURES

- Hinge, cover and flange chrome plated brass.
- Glass filled nylon interior resists breakage.
- Designed for flush mounting.

Hull Inlet

Rating A	V/AC	NEMA	Description	Catalog No.
30	125	L5-30	Chrome plated forged brass hull inlet	60CR61
50	125	Marine	Chrome plated forged brass hull inlet	63CR72
50	125/250	Marine	Chrome plated forged brass hull inlet	63CR74



INDUSTRIAL
 COMMERCIAL
 RESIDENTIAL

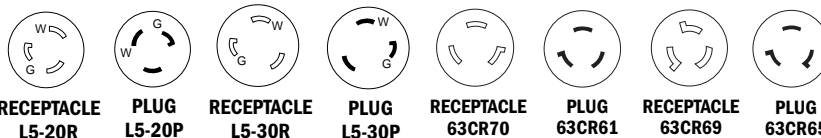
M-20
 CORROSION
 RESISTANT &
 MARINE GRADE
 PRODUCTS

TESTING & CODE COMPLIANCE

- Listed to UL 498
- cUL certified to CSA C22.2 no. 42 (file no. E3663)

MATERIAL CHARACTERISTICS

Plugs and Connectors: Nylon and glass filled nylon.
 Inlets: Glass filled nylon and chrome-plated brass
 Temperature Rating:
 Plugs and Connectors:
 -40°C to 105°C.
 Hull Inlets:
 -40°C to 105°C.






Marine and Recreational Vehicle Locking Devices

Outdoor Telephone Connecting Devices for: Mobile Homes, RV's, Boats, Marinas and Recreational Vehicle Parks. Cooper Wiring Devices Telephone Connecting Devices are in accordance with Federal Communications Commission Standards.

Hull Inlet

FEATURES

- Hinge, cover and flange chrome plated brass.
- Provides positive locking connection and weather proofing.
- Designed for flush mounting - mounting holes 2.375" (60.33mm) on centers and interchangeable with standard hull inlets used for ship to shore power connections.
- Chrome plated mounting hardware and hull gasket provided.



PH6594

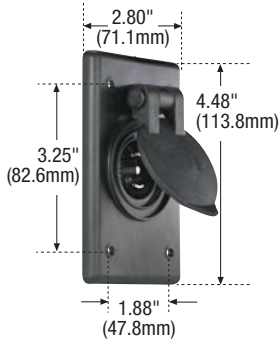
Hull Inlet

Description	Catalog No.
Telephone hull inlet	PH6594

Recreational Vehicle Inlet

FEATURES

- Plate, cover and body made from strong glass reinforced polycarbonate material.
- Designed to fit FS/FD boxes. Also fits standard boxes with No. 7349 adapter plate.
- Spring action weather protective lift lid cover.
- Corrosion resistant mounting hardware and weather protective gaskets provided.



PH6595


Recreational Vehicle Inlet

Description	Color	Catalog No.
Recreational vehicle inlet	Black	PH6595

Marina & RV Park Outlet

FEATURES

- Plate, cover and body made from strong glass reinforced polycarbonate material.
- Designed to fit FS/FD boxes. Also fits standard boxes with No. 7349 adapter plate.
- Spring action weather protective lift lid cover.
- Corrosion resistant mounting hardware and weather protective gaskets provided.



PH6597

Marina & RV Park Outlet

Description	Color	Catalog No.
Marina and park outlet	Black	PH6597

INDUSTRIAL
COMMERCIAL
RESIDENTIAL

M-21
CORROSION
RESISTANT &
MARINE GRADE
PRODUCTS

TESTING & CODE COMPLIANCE

Listed to UL 1863 (file no. E142334)

MATERIAL CHARACTERISTICS

PH6595, PH6597, Glass filled Polyester (PET)
Environmental:
Flammability per UL 94 requirements, VO rated.
Temperature Rating: -40°C to 75°C.

Marine and Recreational Vehicle Locking Devices



INDUSTRIAL
COMMERCIAL
RESIDENTIAL

M-22
CORROSION
RESISTANT &
MARINE GRADE
PRODUCTS

Cable Set

FEATURES

- Designed for boat and recreational vehicle portable telephone connections.
- Yellow vinyl SJTO cord, 50 ft. (15.24m) long, 3 conductor #16 AWG.

Cable Set		
Description	Color	Catalog No.
Assembled 50 ft. cable set	Yellow	PH6599



PH6599

Plugs and Connectors

FEATURES

- Yellow neoprene weather protective boot provided with each unit.

Hull Inlet	
Description	Catalog No.
Plug with yellow boot	PH6623
Connector with yellow boot for inlet connecting applications	PH6629



PH6623

Corrosion Resistant Weather Protective Boots

FEATURES

- Black neoprene resists oil, grease, acids and has long life properties.
- Properly installed boots meet IP55 environmental ratings.
- Cord hole can be cut away to match cord diameter.

Description	Catalog No.	
	Plug	Connector
50 amp plugs and connectors	7717	7716
50 amp connector when used with hull inlet	77CR15	



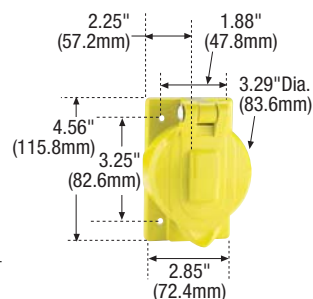
PH6629

Corrosion Resistant 50A Receptacle Covers

FEATURES

- UL listed for wet locations with cover closed and damp locations with cover open or closed.

50A Receptacle Covers	
Description	Catalog No.
Weather protective yellow glass filled nylon, with lift lid cover	7788CR



7788CR

TESTING & CODE COMPLIANCE

Plugs & Connectors:
 · Listed to UL 1863 (file no. E142334).
 Boots & Covers:
 · Listed to UL 514C and cUL Certified to CSA C22.2 no. 18 (file no. E2458).


MATERIAL CHARACTERISTICS

Nylon housing,
 Neoprene Boots.
 -40°C to 105°C.

Weather Protective Devices


N

Industrial Specification Grade Receptacle Covers	N-1, N-2
Weather Protective Devices	N-3
Power-Lock® Receptacles and Flanged Inlets with Weather Protective Lift Lids	N-4
50 Amp Flanged Inlets with Weather Protective Lift Lids	N-5
Weather Protective In-Use Deep Receptacle Covers	N-6
Plastic Weather Protective Covers	N-7
Metal Weather Protective Covers	N-8
Cast Aluminum Boxes	N-9
Weather Protective Covers with Devices	N-10
Outdoor Lighting	N-11
Weather Protective Boots	N-12



Rain, snow, ice, moisture, humidity, dust – Cooper Wiring Devices has the products you need to meet virtually any environmental challenge with protected electrical service. Our broad line of weather protective devices features rugged, attractively designed units manufactured from impact-resistant, UV-resistant, and corrosion-resistant metals and plastic materials.

All our weather protective devices are designed for high-level performance in such common outdoor applications as pool areas, decks, garages, seasonal lighting, low voltage landscape lighting and wet work areas. We also offer lockable devices for schools, hospitals, offices, workshops, vending machines, unsecured public areas, or any other location where use must be restricted or secured against tampering.



INDUSTRIAL
COMMERCIAL
RESIDENTIAL

N-Intro-1 WEATHER PROTECTIVE DEVICES

Weather Protective Devices

Cooper Wiring Devices offers a broad range of weather protective wiring devices for almost every application. These distinctively designed, rugged products provide complete protection against rain, snow, ice, moisture, humidity and dust. They are manufactured in both metals and plastic materials that are impact-resistant, UV-resistant, and corrosion-resistant.

Cooper's weather protective products are ideal for applications that include building exteriors, plant wash down areas and wet locations, loading docks, decks, pool areas, garages, construction sites, seasonal lighting, and low voltage landscape lighting. Lockable devices are available for applications that must be secure from tampering or where use must be restricted, such as schools, hospitals, offices, workshops, vending machines, and unsecured public areas.

National Electric Code Compliance

NEC 406.8 Receptacles in Damp or Wet Locations

Damp Locations

A receptacle installed outdoors in a location protected from the weather or in other damp locations shall have an enclosure for the receptacle that is weatherproof when the receptacle is covered (attachment plug cap not inserted and receptacle covers closed).

An installation suitable for wet locations shall also be considered suitable for damp locations.

A receptacle shall be considered to be in a location protected from the weather where located under roofed open porches, canopies, marquees, and the like, and will not be subjected to a beating rain or water run-off.

Wet Locations

15- and 20-Ampere Outdoor Receptacles.

15- and 20-Ampere, 125- and 250-volt receptacles installed outdoors in a wet location shall have an enclosure that is weatherproof whether or not the attachment plug cap is inserted.


Technical Information For Weather Protective Boots

Weather Protective Boots For 15, 20 & 30 Amp Nylon Safety Grip™ and AutoGrip™ Plugs & Connectors

Cooper Wiring Devices weather protective boots protect wiring devices from moisture, acids, dust, oil, metal chips or other contaminants that can create shock hazards or electrical shorts. They also minimize the possibility of nuisance tripping on sensitive ground fault protected circuits. In addition, they provide protection from mechanical shock for devices used in high abuse applications. Boots meet the IP 55 rating requirements per IEC 521 standard.

All of Cooper's weather protective devices are UL Listed (except where noted). Many are also CSA-certified or available as CSA-certified. Please consult our Customer Service for availability.

Features and Benefits



INDUSTRIAL
COMMERCIAL
RESIDENTIAL

N-Intro-2 WEATHER PROTECTIVE DEVICES

WeatherBox™ – In-Use Cover

Flexible hinge for abrupt usage resists breakage.

Rugged polycarbonate design resists abuse and temperature extremes. UV-resistant, non-corrosive, non-conductive.

Self-closing tinted transparent cover permits status check of plug.

Two exit ports accept up to 12/3 cords.

Lockable by padlock.

Sloped design sheds water, ice, snow, seals out moisture.

Extended hinge 2.75" (69.85mm) from box allows cover to be completely opened on flat surface without interference from wall.

Factory-attached gasket to cover minimizes labor for installer.

Extended base with built-in strain relief plus cord ports 2" (50.8mm) from wall, allowing cords exit naturally. Also holds cord in place during opening and closing.

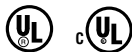

Wet Location Cover

Gasket seals out moisture for electrical safety.

Self-closing covers allow use in wet locations.

Stainless steel mounting screw.

Rugged polycarbonate design resists abuse and temperature extremes. UV-resistant, non-corrosive, non-conductive.



Industrial Specification Grade Receptacle Covers

Deluxe Wet Location Covers for FS/FD Boxes

FEATURES

- UL Listed for wet locations (cover closed) and damp locations (cover open or closed).
- Self closing spring door assures full protection.
- Die cast copper free aluminum with epoxy finish provides maximum corrosion resistance.
- EPDM gasketing material on WLRD1 and WLR1 provide excellent resistance to ozone, weathering and temperatures from -46° C to 127° C (-50° F to 260° F).



WLRD-1

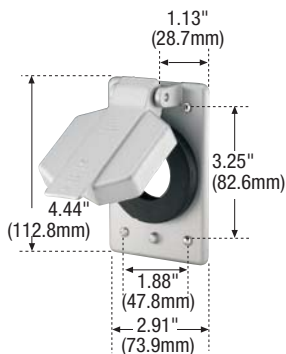
Die Cast Aluminum Covers for Duplex and Single Receptacles

Description	Catalog No.
Duplex receptacle cover, horizontal mounting.	WLRD1
Single receptacle cover, vertical mounting, 1.38" (34.9mm) face diameter. Use with straight blade 15 and 20 amp and 15 amp Hart-Lock™ receptacles.	WLR1
Single receptacle cover, vertical mounting, 1.56" (39.7mm) face diameter. Use with 20 and 30 amp Hart-Lock™ receptacles.	WLR2
Adapter, flush mounts above covers to standard boxes.	WLR1*

* Not UL or CSA listed.

INDUSTRIAL
COMMERCIAL
RESIDENTIAL

N-1
WEATHER
PROTECTIVE
DEVICES

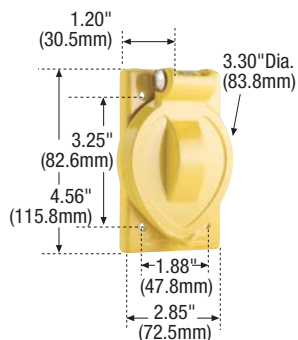


WLR1

Standard Wet Location Covers for FS/FD Boxes

FEATURES

- UL Listed for wet locations (cover closed) and damp locations (cover open or closed).
- Self closing spring door assures full protection.
- Gasketing material provides excellent resistance to weather.
- Duplex covers used with any duplex receptacle.



7420CR

Die Cast Aluminum Covers for Duplex and Single Receptacles

Description	Catalog No.
Duplex receptacle, vertical mounting.	7879FS
Duplex receptacle, vertical mounting, yellow corrosion resistant.	7879FSCR
Single receptacle cover, vertical mounting, 1.38-1.56" (34.9-39.7mm) face diameter. Used with 15 and 20 amp single straight blade receptacles and 15, 20 and 30 amp single locking receptacles.	7420
Single receptacle cover, vertical mounting, 1.38-1.56" (34.9-39.7mm) face diameter, yellow corrosion resistant finish. Used with 15 and 20 amp single straight blade receptacles and 15, 20 and 30 amp single locking receptacles	7420CR
Single receptacle, vertical mounting for 2.12" (53.8mm) face diameter. Used with 30 amp straight blade receptacles	7420A
Adapter, flush mounts above covers to standard boxes.	7349*

Note: Cat. No. 7420, 7420CR have inserts for protecting toggle and tap action switches. Can be used with most standard length toggle switches.

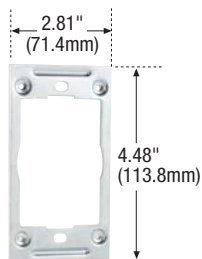
* Not UL or CSA listed.

TESTING & CODE COMPLIANCE

· UL listed to UL514A (file no. E92122) except WLRD1, WLR1, WLR2 (file no. E15022).
· CSA Certified to C22.2 no. 18. WLRD1, WLR1, WLR2: (file no. LR222); others: cUL Certified. (file no. E92122), except as noted.

MATERIAL CHARACTERISTICS

Die cast aluminum
Temperature Rating:
-40° C to 105° C.



7349

Industrial Specification Grade Receptacle Covers

Wet Location Covers and Flush Boxes for 30, 50 and 60 Amp Straight Blade Receptacles

FEATURES

- UL Listed for wet locations (cover closed) and damp locations (cover open or closed).
- Self closing spring door assures full protection.
- Gasketing material provides excellent resistance to weather.

Die Cast Aluminum and Polycarbonate Boxes and Covers

Description	Catalog No.
Weather protective cast aluminum surface box with lift lid cover, 1.25" (31.8mm) pipe thread opening.	5740NS*
Weather protective lift lid cover for 4.69" (22.0mm) flush box. Use box 2.125" (53.96mm) deep or larger.	5741NS*
Weather protective lift lid cover for FS/FD boxes. Use box 2.125" (53.96mm) deep or larger.	7420C
Gray polycarbonate weatherproof lift lid cover for two gang boxes. Fits 2 gang FS/FD boxes with 3.25" (82.6mm) x 3.75" (95.25mm) mounting holes	7777

* Not UL or CSA listed.

Wet Location Covers for 50 Amp Locking Receptacles

FEATURES

- Designed for FS/FD boxes.
- UL Listed for wet locations (cover closed) damp locations (cover open or closed).
- Self closing spring door assures full protection.
- Gasketing material provides excellent resistance to weather.

Die Cast Aluminum and Glass Filled Nylon Covers

Description	Catalog No.
Die cast aluminum lift lid cover.	7770
Yellow glass filled nylon lift lid cover.	7788CR
Gray glass filled nylon lift lid cover.	7788


Wet Location Covers for Power-Lock® Receptacles

FEATURES

- Wet location covers for FS/FD boxes.
- UL Listed for wet locations (cover closed) damp locations (cover open or closed).
- Self closing spring door assures full protection.
- Gasketing material provides excellent resistance to weather.

Die Cast Aluminum and Glass Filled Nylon Covers for Power-Lock® Receptacles

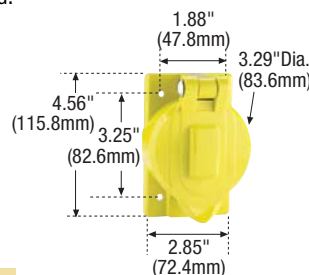
Description	Catalog No.
Die cast aluminum lift lid cover for 3 wire 20 amp receptacles.	23007
Red glass filled nylon lift lid cover for 4 wire 30 amp receptacles.	20446N
Gray glass filled nylon lift lid cover for 4 wire 30 amp receptacles.	20416N
Die cast aluminum lift lid cover for 4 wire 30 amp receptacles.	20416D



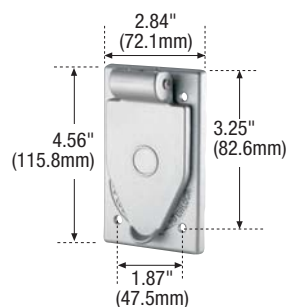
5740NS



7420




7788CR



23007



20416N



INDUSTRIAL
COMMERCIAL
RESIDENTIAL


N-2
WEATHER
PROTECTIVE
DEVICES

TESTING & CODE COMPLIANCE

- Listed to UL 514A for metal covers (file no. E92122) or UL 514C for plastic covers (file no. E2458).
- cUL listed to CSA C22.2 no.18 (same file nos. as above) except as noted.

MATERIAL CHARACTERISTICS

Environmental:
Flammability per UL 94 requirements; 7788CR, 7788, 7777 are V2 rated.
Temperature Rating:
-40°C to 105°C, except 7777:
-40°C to 80°C.



Weather Protective Devices

Weatherproof Cover for 15, 20 & 30A Locking Flanged Inlets & Outlets and 30 & 50A, 3 Wire Straight Blade Receptacles

Weatherproof Nylon Cover for 15, 20 & 30A

FEATURES

- UL Listed for wet locations (cover closed) damp locations (cover open or closed).
- Rugged, glass reinforced nylon provides high strength, and wide temperature range for long life in abusive environments.
- Self closing lift lid cover with neoprene gasket and stainless steel spring provides weatherproof protection.
- Universal mounting holes to accept all Cooper 15 & 20A and 30A (locking) flanged inlets and outlets, as well as devices with similar dimensions, from other manufacturers.
- Easy mounting on FS/FD boxes or equipment panels.



WP1



WP2

Weatherproof Nylon Cover for 15, 20 & 30A

Description

For 15 & 20A Straight Blade Receptacles and 15A Hart-Lock® flanged inlets & outlets.

Catalog No.

WP1

For 20 & 30A Hart-Lock® flanged inlets and outlets and 30 & 50A, 3W, Straight Blade Receptacles.

WP2

	A: Mtg Hole Pattern	B: Opening Dia.
WP1	2 holes 180°, on 2.09" (53.1mm) bolt dia. circle	1.75" (44.45mm)
WP2	Two sets of 3 equally spaced holes. 3 holes on 2.5" (63.5mm) bolt dia. circle 3 holes on 2.69" (68.3mm) bolt dia. circle	2.25" (57.15mm)

INDUSTRIAL
COMMERCIAL
RESIDENTIAL

N-3
WEATHER
PROTECTIVE
DEVICES

TESTING & CODE COMPLIANCE


- Listed to UL 514C (file no. E2458)
- CSA Certified to C22.2 no. 18 (file no. LR77289).

MATERIAL CHARACTERISTICS

Temperature Rating:
-40°C to 115°C.

Power-Lock® Receptacles and Flanged Inlets with Weather Protective Lift Lids

3 Pole, 4 Wire
30/60A 600V
4 Pole, 5 Wire
30/60A 600V



30 & 60A Power-Lock® Receptacles with Lift Lids for Wet Locations

FEATURES

- UL Listed for wet locations (cover closed) damp locations (cover open or closed).
- Fiberglass reinforced nylon body suitable for 105°C/221°F.
- Cast aluminum cover with weather tight lift lid.
- 21420 side angle tapped for 0.75" (19.05mm) pipe thread attachment.
- 26421 and 26521 side angle tapped for 1.50" (38.1mm) pipe thread attachment.
- All 30A 600V/AC receptacles are also approved for 20A 250V/DC applications.

Receptacles - Power-Lock®

Rating A	V/AC	Configuration	Description	Color	Catalog No.
30	600	3 Pole, 4 Wire	Panel or surface mounting	Black	21420
		4 Pole, 5 Wire	For mounting on FS/FD box	Black	25250
60	600	3 Pole 4 Wire	Panel or surface mounting	Black	26420
			Panel or surface mounting	Black	26421
		4 Pole 5 Wire	Panel or surface mounting	Black	26520
				Black	26521

30A Power-Lock® Inlet with Lift Lid for Wet Locations


FEATURES

- UL Listed for wet locations (cover closed) damp locations (cover open or closed).
- Fiberglass reinforced interior on all flanged devices provides 105°C/221°F temperature rating.
- Rugged steel shell.
- Cast aluminum body with weather tight lift lid.


Flanged and Regular Inlets

Rating A	V/AC	Configuration	Type	Description	Catalog No.
30	600	3 Pole, 4 Wire	Inlet	Die-cast aluminum lift lid, tapped for 0.75" (19.05mm) pipe thread	21447*

*UL (file no. 3663)



21420




25250



26420



26421



21447

INDUSTRIAL
COMMERCIAL
RESIDENTIAL

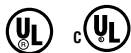

N-4
WEATHER
PROTECTIVE
DEVICES

TESTING & CODE COMPLIANCE

- UL Listed to UL498 and UL514A (file no. E2369).
- 26420, 26520 listed to CSA C22.2 no. 42 (file no. LR7087). Weather protective lids cUL Certified to CSA C22.2 no. 18 (file no. E2369) except as noted.

MATERIAL CHARACTERISTICS

Glass-filled Nylon, except: 21420, 25250 are Glass-filled Nylon and Phenolic.
Environmental: Flammability per UL 94 requirements, V0 rated.
Temperature Rating: -40°C to 105°C.




50 Amp Flanged Inlets with Weather Protective Lift Lids

50A Flanged Inlets with Weather Protective Covers

FEATURES

- UL Listed for wet locations (cover closed) damp locations (cover open or closed).
- Self closing spring door assures full protection.
- Gasketing material provides excellent resistance to weather.
- 7968 used for replacement purposes only. Use 3768 for new applications.



CS6376

50A Flanged Inlets with Weather Protective Covers

Wiring Configuration	Voltage	Color	Catalog No.
2 Pole, 3 Wire	125 V/AC	Black	CS6378
	250 V/AC	Black	CS8277
	480 V/AC	Black	CS8477
	600 V/AC/250 V/DC	Black	3767
3 Pole, 4 Wire	125/250 V/AC	Black	CS6376
	250 V/AC 3Ø	Black	CS8377
	480 V/AC 3Ø	Black	CS8177
	600 V/AC/250 V/DC	Black	3768
	600 V/AC/250 V/DC	Black	7968

INDUSTRIAL
COMMERCIAL
RESIDENTIAL

N-5
WEATHER
PROTECTIVE
DEVICES


TESTING & CODE COMPLIANCE

- UL Listed to UL 498, UL514A
- cUL Listed to CSA C22.2 no. 42, C22.2 no.18 (file no. E3663).

MATERIAL CHARACTERISTICS

Glass-filled Nylon
Environmental:
Flammability
per UL 94
requirements,
V0 rated.
Temperature Rating:
-40°C to 105°C.

Weather Protective In-Use Deep Receptacle Covers



INDUSTRIAL
COMMERCIAL
RESIDENTIAL

N-6 WEATHER PROTECTIVE DEVICES

TESTING & CODE COMPLIANCE

- UL Listed, (file no. E33216). Meet all UL 514D requirements.
- CSA Certified, (file no. 9294 (4413-02)). Meet all CSA requirements, C22.2 no. 42.1.

MATERIAL CHARACTERISTICS

Meets flammability requirements per UL 94, V2 rated. Temperature Rating: -40°C to 70°C.

WeatherBox™

15- and 20- Ampere outdoor receptacles. 15- and 20- Ampere, 125 and 250-volt receptacles installed outdoors in a wet location shall have an enclosure that is weatherproof whether or not the attachment plug cap is inserted.

NEC® 2002, article no. 406-8 (b), formerly NEC 410-57 in NEC 1999.

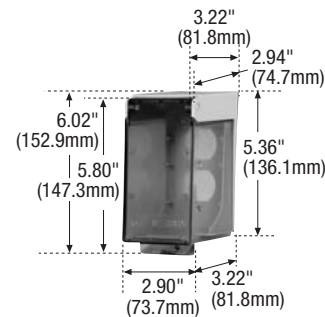
FEATURES

- NEMA 3R rated.
- Seals out moisture, sheds water, ice, snow.
- Rugged polycarbonate design resists abuse and temperature extremes.
- Flexible hinge for abrupt usage resists breakage.
- UV resistant, non-corrosive, non-conductive.
- Factory-attached gasket to cover minimizes labor for installer.
- Self-closing tinted transparent cover permits status check of plug or switch.
- Two exit ports accept up to 12/3 cords.
- Extended base with built-in strain relief places cord ports 2" (60.8mm) away from wall, allowing cords to exit naturally. Also holds cord in place during opening and closing.
- Extended hinge 2.75" (69.85mm) away from box allows cover to be completely opened on flat surface without interference from wall.
- Lockable by padlock – for lockout/tagout requirements.


1 Gang Self-Closing Cover			
Description	Mounting	Color	Catalog No.
Single Receptacle/Toggle Switch	Vertical	Clear	4961
Duplex Receptacle/Combination Device	Vertical	Clear	4962
GFCI/Decorator Device	Vertical	Clear	4966



4962 open




4962 closed

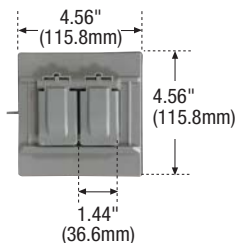


Plastic Weather Protective Covers

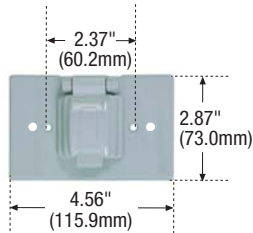
1 Gang Self-Closing
1 Gang Switch Cover
1 Gang Stay Open



1952




1954



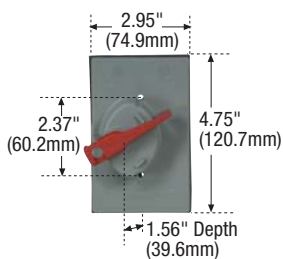
1961



2966



1962



2983

Plastic Weather Protective Covers – Wet Locations

FEATURES

- UL Listed for wet locations with cover closed.
- Tough plastic construction resistant to high impact and sunlight.
- Protects against rain, snow, ice.
- Non-metallic, non-corrosive and non-conductive.
- Gasket provided seals both device openings and edges.

1 Gang Self-Closing Lids

Description	Mounting	Color	Catalog No.
Single Receptacle	Horizontal	Gray	1951
		White	1951W
Duplex Receptacle/Combination Device	Horizontal	Gray	1952
		White	1952W
Oversize Duplex Receptacle/Combination Device	Horizontal	Gray	1954*
Duplex Receptacle	Vertical	Gray	2962
		White	2962W
Duplex Receptacle	Horizontal	Gray	3962
		White	3962W
GFCI/Decorator	Vertical	Gray	2966
		White	2966W
GFCI/Decorator	Horizontal	Gray	3966
		White	3966W
20A & 30A Locking Receptacle 1.59" (40.39mm) Dia. Opening	Horizontal	Gray	3963*

*Not CSA

Plastic Weather Protective Switch Cover – Wet Locations

FEATURES

- Switch lockable in "on" or "off" position.
- Red switch handle for easy locating.
- Factory-attached gasket to cover minimizes labor for installer.

1 Gang Switch Cover

Description	Mounting	Color	Catalog No.
1 Gang Flush Mount Switch Cover	Vertical	Gray	2983

Plastic Protective Covers

FEATURES

- Not for use in wet locations.
- Tough plastic construction resistant to high impact.
- Keeps out dust and debris.
- Non-metallic, non-corrosive and non-conductive.
- Gasket provided seals both device and openings and edges.

1 Gang Stay Open Lids

Description	Mounting	Color	Catalog No.
Single Receptacle	Horizontal	Gray	1961
		White	1961W
Duplex Receptacle/Combination Device	Horizontal	Gray	1962
		White	1962W

INDUSTRIAL
COMMERCIAL
RESIDENTIAL

N-7 WEATHER PROTECTIVE DEVICES

TESTING & CODE COMPLIANCE


- UL Listed, (file no. E33216) Meet all UL 514D requirements.
- CSA Certified, (file no. 9292 (4413-02)), except as noted. Meet all CSA requirements, C22.2 no. 42.1.

MATERIAL CHARACTERISTICS

Environmental: Meets flammability requirements per UL 94, VO rated. Switch covers: V2 rated. Temperature Rating: -20°C to 60°C., except 1961 & 1962 series: -40°C to 70°C.

Metal Weather Protective Covers

1 & 2 Gang Self-Closing 1 Gang Blank



INDUSTRIAL
COMMERCIAL
RESIDENTIAL

N-8 WEATHER PROTECTIVE DEVICES

TESTING & CODE COMPLIANCE
UL514A (file no. E103697) and cUL (file no. E103697) Listed. 1987, 1992, 1993, 1997, 1998: UL Listed to UL504G. CSA (file no. LR81762). Meets all CSA requirements C22.2 no. 42.

Metal Weather Protective Covers – Wet Locations

FEATURES

- UL Listed for wet locations with cover closed.
- Heavy duty metal construction.
- Protects against rain, snow, ice.
- Gasket provided seals both device openings and edges.
- Electrostatically painted with a baked, weather-resistant powder coat finish for exceptional durability.

1 Gang Self-Closing Lids

Description	Mounting	Color	Catalog No.
Single Receptacle	Vertical	Gray	1990
Single Receptacle	Horizontal	Gray	992
Duplex Receptacle	Vertical	Gray	994
Duplex Receptacle	Horizontal	Gray	989
GFCI/Decorator Receptacle	Vertical	Gray	966
GFCI/Decorator Receptacle	Horizontal	Gray	1966
20A and 30A Locking Receptacles 1.625" (41.27mm) diameter opening	Vertical	Gray	993

2 Gang Self-Closing Lids

Description	Mounting	Color	Catalog No.
2 Single Receptacles/Toggle Switch	Vertical	Gray	1991
2 Duplex Receptacles	Vertical	Gray	1992
2 GFCI's/Decorator Devices	Vertical	Gray	1996
1 Single Receptacle/Toggle Switch and 1 Duplex Receptacle	Vertical	Gray	1993
1 Single Receptacle/Toggle Switch and 1 GFCI/Decorator Device	Vertical	Gray	1997
1 Duplex Receptacle and 1 GFCI/Decorator Device	Vertical	Gray	1998

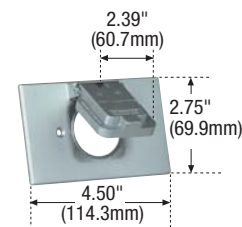
1 Gang – Blank

Description	Mounting	Color	Catalog No.
Blank Wallplate	Horizontal or Vertical	Gray	1987*

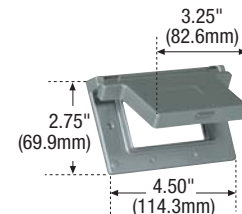
*Not CSA Certified



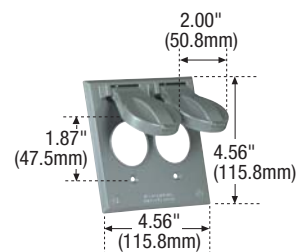
1990



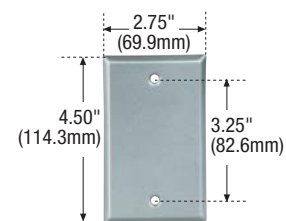
992




1966



1991



1987



INDUSTRIAL
COMMERCIAL
RESIDENTIAL

N-9 WEATHER PROTECTIVE DEVICES

TESTING & CODE COMPLIANCE

UL514A (file no. E103697) and cUL (file no. E103697) Listed.
Meets all CSA requirements C22.2 no. 18-92 (file no. LR87187).


Cast Aluminum Boxes

1 Gang Cast Aluminum Boxes


Cast Aluminum Boxes

FEATURES

- Electrostatically painted with a baked, weather-resistant powder finish for exceptional durability.
- Accept single gang weatherproof covers and standard FS covers.
- Mounting lugs provide strength and durability on any mounting surface.
- Raised knockout studs on back of box provide alternative means for wall mounting. Strike desired studs with sharp hammer blow for clean mounting holes.
- Easy access ground screw hole located inside back wall of box.
- Threaded outlets for conduit and connectors.
- Two closure plugs and mounting lugs furnished.



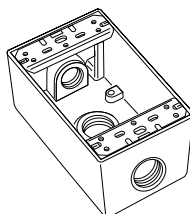
1113



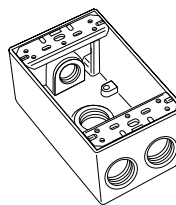
1117

1 Gang Outlet Boxes

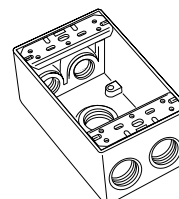
Description	End Openings	Back Openings	Catalog No.
3 hole 0.50" (12.70mm)	1-1	1	1113
4 hole 0.50" (12.70mm)	2-1	1	1114
5 hole 0.50" (12.70mm)	2-2	1	1115
3 hole 0.75" (19.05mm)	1-1	1	1116
4 hole 0.75" (19.05mm)	2-1	1	1117
5 hole 0.75" (19.05mm)	2-2	1	1118



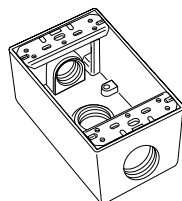
1113



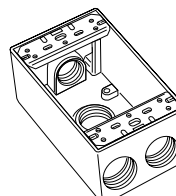
1114



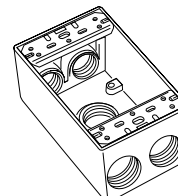
1115



1116




1117



1118

Weather Protective Covers with Devices

Duplex Receptacles, Switches,
Motor Base Inlet with Covers



INDUSTRIAL
COMMERCIAL
RESIDENTIAL

N-10 WEATHER PROTECTIVE DEVICES

TESTING & CODE COMPLIANCE

1986 & 986: Consists of weatherproof cover and 270 Receptacle. Covers meet all UL514D requirements (file no. E33216) and receptacle meets all 498 requirements (file no. E15058).
3999: Meets all UL498 and 514D requirements (file no. E15012); 983 and 984: Meets all UL20 and 514D requirements (file no. E103697).

MATERIAL CHARACTERISTICS

Meets flammability requirements per UL 94, 1986 and 986: VO rated.
Temperature Rating:
-20°C to 60°C.
983 & 984:
-40°C to 65°C.


Weather Protective Covers with Devices

FEATURES

- UL Listed for wet locations.
- Covers with devices come ready for outdoor installation.
- Protects against rain, snow, and ice.
- Gasket provided seals both openings and edges.

Plastic Cover with Duplex Receptacle

Receptacle Rating		NEMA	Description	Mounting	Color	Catalog No.
A	V					
15	125	5-15R	Duplex Receptacle #270 - Weatherproof Cover #1952	Horizontal	Gray	1986
			Duplex Receptacle #270 - Weatherproof Cover #2962	Vertical	Gray	986

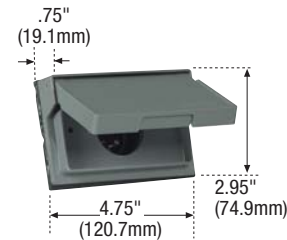


1986

Plastic Cover with Motor Base Inlet

Inlet Rating		NEMA	Description	Mounting	Color	Catalog No.
A	V					
15	125	5-15P	Motor Base Inlet #5278 - Weatherproof Cover # 3963	Horizontal	Gray	3999**

** Not CSA certified.

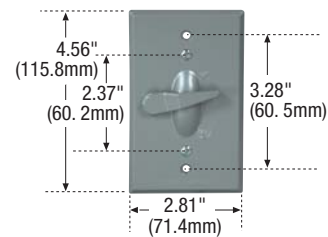


3999

Metal Cover with Switch

Switch Rating	Description	Mounting	Color	Catalog No.
10A, 125V "T"; 5A, 250V/AC	Single Pole Toggle Switch with Metal Switch Cover	Vertical	Gray	983#
	3-Way Toggle Switch with Metal Switch Cover	Vertical	Gray	984#

UL and cUL listed.




983



5-15P



5-15R



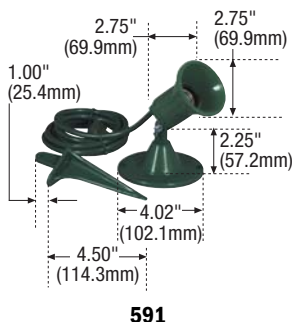
Outdoor Lighting

Indoor - Outdoor Floodlight
Dual Swivel Light
Outdoor Cluster Covers


Floodlight Lampholder - Plastic

FEATURES

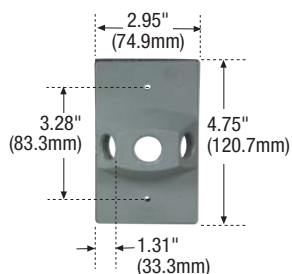
- Dual mounting capability: Base mounting - two holes on base offer wall, ceiling or floor mounting. Spike mounting - spike allows lawn or garden bed mounting.
- PAR 38 light fixture accepts up to 150 watt bulb.
- Wing nut allows for multiple lighting angle adjustments.
- Landscape green color blends in well with grass and shrubbery.
- Weatherproof gasket allows for indoor or outdoor use.




591



592



1923



1933

INDUSTRIAL
COMMERCIAL
RESIDENTIAL

N-11
WEATHER
PROTECTIVE
DEVICES

TESTING & CODE COMPLIANCE

591: Meets UL Listed to UL153 (file no. E101625). 592 series meets UL1570, UL1571 and UL1572 requirements (file no. E86680). 1923 and 1933: Meets UL514D requirements (file no. E33216).

MATERIAL CHARACTERISTICS

591 meets flammability requirements per UL 94, VO rated. Temperature Rating: -20°C to 60°C.

Floodlight Lampholder

Description	Color	Catalog No.
PAR 38 Fixture, 6' (1.83m) 18-2 SJT Polarized Power Cord	Green	591

Dual Swivel Light - Metal

FEATURES

- Lampholders are adjustable, rotate 360° and will adjust up to 90° angles.
- Porcelain sockets accept standard PAR 38, R 20, R 30, or R 40 reflector lamps up to 150 watts each (Total 300W).
- Heavy metal cast construction.
- Recessed back plate offers maximum wiring room.
- Fully wired and ready for fast, easy installation.

Dual Swivel Light

Description	Color	Catalog No.
Two PAR 38 Fixtures with Metal Base	Bronze	592B*
	Gray	592GY*
	White	592W*

* UL and cUL listed.

Outdoor Cluster Covers - Plastic

FEATURES

- Tough thermoplastic construction resistant to high impact and sunlight.
- Accepts PAR 38 lampholders.
- Factory-attached gasket to cover minimizes labor for installer.
- Two closure plugs furnished.


Rectangular Lamp Cluster Cover for Single Gang Boxes

Description	Color	Catalog No.
Rectangular Single Gang Cover, 3 Hole 0.50" (12.7mm)	Gray	1923

4" (101.60mm) Round Lamp Cluster Cover

Description	Color	Catalog No.
Round Cover, 3 Hole 0.50" (12.7mm)	Gray	1933

Weather Protective Boots



INDUSTRIAL
COMMERCIAL
RESIDENTIAL

N-12 WEATHER PROTECTIVE DEVICES

TESTING & CODE COMPLIANCE

UL Listed to UL 514C
and cUL verified to
CSA C22.2 no. 18
(file no. E2458).

MATERIAL CHARACTERISTICS

Neoprene.
Temperature Rating:
-40°C to 105°C.

Weather Protective Boots

FEATURES

- Yellow neoprene resists oil, grease, acids and has long life properties.
- Cord hole can be cut away to match cord diameter.
- Properly installed boots meet IP55 environmental ratings.

Yellow Neoprene Boots

Products may be used with:	Plug	Catalog No. Connector
Straight blade Autogrip™, Safety Grip™ 15 and 20 amp 2 pole, 3 wire devices	BS1	BS2
Quikeze® plugs	BS3	
Industrial locking 15 amp devices	BS1	BS2
Industrial locking 20 amp 2 wire devices	BS1	BS2
Straight blade Safety Grip™ 20 amp 3 pole, 3 wire devices	BM1	BM2
Industrial locking 20 and 30 amp 3 wire devices	BM1	BM2
Industrial locking 20 and 30 amp 3 wire devices for use with hull inlets		BM3
Industrial locking 20 and 30 amp 4 and 5 wire devices	BL1	BL2
Midget locking ML2 configuration	74CM40	74CM40
50 amp plugs and connectors	7717	7716
50 amp connector when used with hull inlet		77CR15
20 amp Power-Lock® plugs and connectors	23024	23025



BS1



BM1



BM2

Wallplates

O

Stainless Steel Wallplates	0-1 – 0-6
High-Impact Thermoplastic Wallplates	0-7, 0-8
Thermoplastic Wallplates	0-9 – 0-24
Thermoset Wallplates	0-25 – 0-38
Sectional Thermoplastic Wallplates	0-39
Solid Brass Wallplates	0-40, 0-41
Pre-Marked Special Use Plates	0-42 – 0-44
Thermoset Interchange Wallplates	0-45
Wallplate Accessories	0-46



With good looks and durability, Cooper Wiring Devices' broad offering of wallplates can lift any residential, commercial or industrial application to its highest level. Successfully integrating form with function, our line of wallplates encompasses every application: Type 304 stainless steel for top performance in demanding environments; elegant brass for high-end commercial interiors; unbreakable thermoplastics for outstanding durability in hard-use locations; and traditional thermoset for easy-to-clean residential value. And our selection of colors is wide enough to include both traditional almond and new light almond.

We manufacture our wallplates in all sizes – standard, mid-size, and oversize – to guarantee that there is a superbly engineered Cooper device covering to fit every need.

Cooper Wiring Devices Specification Grade Wallplates – smart looking, fast installing and long-lasting.


The Cooper Wiring Devices line of wallplates is designed and manufactured to address a wide range of applications. Whether you're faced with a commercial, institutional, industrial or residential setting, you will find the desired material, configuration, style, size or color.

Our Specification Grade Wallplates are created from a variety of materials including stainless steel, brass, thermoplastic, and thermoset plastic. Quality is the "ingredient" common to them all. Their super heavy duty construction provides outstanding performance in high-abuse applications such as those found in hospitals, schools, offices, apartments and high-traffic public areas.

In addition to standard size, we offer mid-size and oversize wallplates designed for use in applications where additional wall coverage is needed. Our deep wallplates are used in conjunction with old work outlet boxes for a flush fit to the wall.

Cooper Wiring Devices wallplates are designed and manufactured according to performance and dimensional requirements of the following industry standards: Federal Specification WP-455; NEMA Standard WD-1; the National Electrical Code; and Underwriters' Laboratories Standard 514. To meet these requirements, Cooper Wiring Devices wallplates must demonstrate mechanical strength, fire resistance, and dielectric strength, and conform to stringent material specifications.

In addition, dimensional characteristics of Cooper Wiring Devices wallplates are designed with high specificity, both for performance needs and for compatibility with devices and outlet boxes made by other manufacturers. Important dimensional standards are indicated in the following charts.



Screw-Catch™ feature speeds mounting our thermoplastic wallplates by holding mounting screws in place.

INDUSTRIAL
COMMERCIAL
INSTITUTIONAL

O-Intro-1
WALLPLATES

Wallplates

304 Stainless Steel Wallplates

Our entire line of type 304 stainless steel wallplates, with their superior non-corrosive (better than type 302) and nonmagnetic properties, are best suited for all specifications desiring protection from either of these damaging elements.

Contains 18% chromium, 8% nickel stainless steel alloy, stamped from 0.032" (0.81mm) horizontally satin-brushed material for outstanding surface finish and long-life durability. Available in standard, mid-size and oversize configurations. UL listed, CSA certified.

Thermoplastic Wallplates

- Our extensive line uses tough, rigid impact-resistant thermoplastic material that provides superior resistance to impact and abrasions.
- Rugged construction reduces installation cost due to less plate breakage and resists bowing to provide a smooth, flat installation.
- Entire line offers our timesaving Screw-Catch™ feature (see adjoining illustration) that secures mounting screws and simplifies installation.

- Available in standard, mid-size and oversize.
- Configurations available in 10 colors: white, ivory, almond, light almond, gray, brown, black, blue, red and orange.
- High gloss finish is soil resistant.
- UL listed, CSA certified charts.

Thermoset Wallplates

- Extensive line of non-flammable thermoset plates provides flush-fitting, warp-resistant performance.
- Available in standard, mid-size and oversize.

- Configurations available in 7 colors: white, ivory, almond, light almond, gray, brown and black.
- UL listed, CSA certified.

Brass Wallplates

- Line of handsomely crafted elegant solid brass designs in 11 popular NEMA, standard size configurations.
- Strong, corrosion-resistant and coated with transparent lacquer to resist premature oxidation.

- Configurations available in two distinct finishes - satin and polished.
- UL listed, CSA certified.



INDUSTRIAL
COMMERCIAL
INSTITUTIONAL

O-Intro-2
WALLPLATES



93071



2151



94091



5132

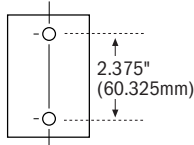
Wallplates

Dimensions

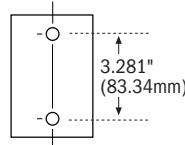
Mounting Holes for Wallplates and Covers

These are the most common nominal spacings for mounting holes for wallplates and covers.

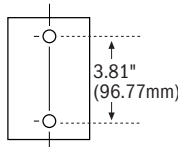
Holes are normally countersunk for oval head 6-32 screws.



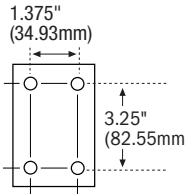
Device or Strap



Box



Decorator/GFCI



FS Box

INDUSTRIAL
COMMERCIAL
INSTITUTIONAL

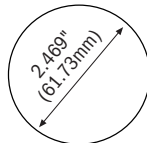
O-Intro-3
WALLPLATES

Dimensions

Plate and Cover Openings "A"

Nominal dimensions for plate and cover openings conform to industry standards and practices.

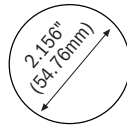
Below are several popular configurations.



4-Wire Power



Off Center Power



3-Wire Power

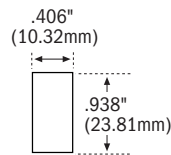


Single Locking Receptacle
20/30 AMP

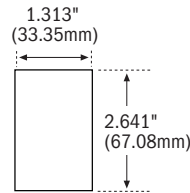


Single Receptacle

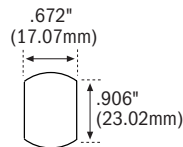
Plate and Cover Openings "B"



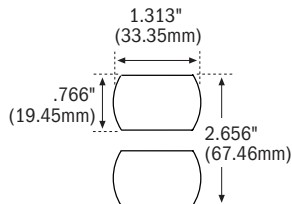
Toggle



Decorator



Interchange



Duplex

Wallplates



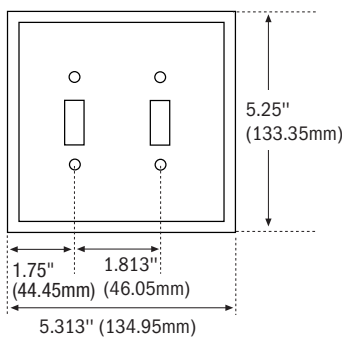
INDUSTRIAL
COMMERCIAL
INSTITUTIONAL

O-Intro-4 WALLPLATES

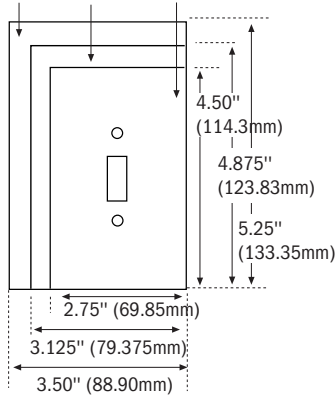
Plate Sizes

Description		Height	Length	First Gang to Edge	Gang to Gang
1 Gang	Standard	4.50" (114.3mm)	2.75" (69.85mm)	1.375" (34.93mm)	—
	Mid-size	4.875" (123.83mm)	3.125" (79.375mm)	1.563" (39.70mm)	—
	Oversize	5.25" (133.35mm)	3.50" (88.90mm)	1.75" (44.45mm)	—
2 Gang	Standard	4.50" (114.3mm)	4.563" (115.90mm)	1.375" (34.93mm)	1.813" (46.05mm)
	Mid-size	4.875" (123.83mm)	4.938" (125.43mm)	1.563" (39.70mm)	1.813" (46.05mm)
	Oversize	5.25" (133.35mm)	5.313" (134.95mm)	1.75" (44.45mm)	1.813" (46.05mm)
3 Gang	Standard	4.50" (114.3mm)	6.375" (161.93mm)	1.375" (34.93mm)	1.813" (46.05mm)
	Mid-size	4.875" (123.83mm)	6.75" (171.45mm)	1.563" (39.70mm)	1.813" (46.05mm)
	Oversize	5.25" (133.35mm)	7.172" (182.17mm)	1.75" (44.45mm)	1.813" (46.05mm)
4 Gang	Standard	4.50" (114.3mm)	8.188" (207.98mm)	1.375" (34.93mm)	1.813" (46.05mm)
	Mid-size	4.875" (123.83mm)	8.563" (217.50mm)	1.563" (39.70mm)	1.813" (46.05mm)
	Oversize	5.25" (133.35mm)	8.938" (227.03mm)	1.75" (44.45mm)	1.813" (46.05mm)
5 Gang	Standard	4.50" (114.3mm)	10" (254.0mm)	1.375" (34.93mm)	1.813" (46.05mm)
	Mid-size	4.875" (123.83mm)	10.375" (263.53mm)	1.563" (39.70mm)	1.813" (46.05mm)
6 Gang	Standard	4.50" (114.3mm)	11.813" (300.05mm)	1.375" (34.93mm)	1.813" (46.05mm)
	Mid-size	4.875" (123.83mm)	12.188" (309.58mm)	1.563" (39.70mm)	1.813" (46.05mm)

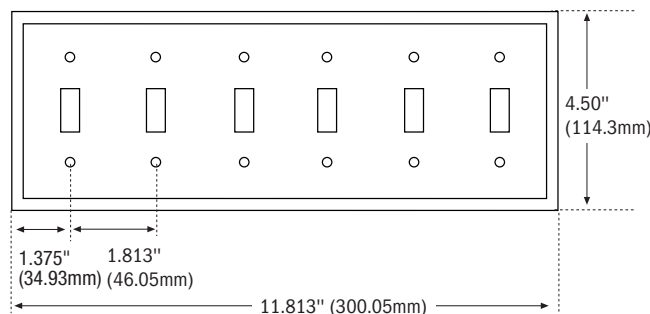
Oversize



Oversize Mid-size Standard



Standard





Industrial Specification Grade Stainless Steel Wallplates

Standard Size

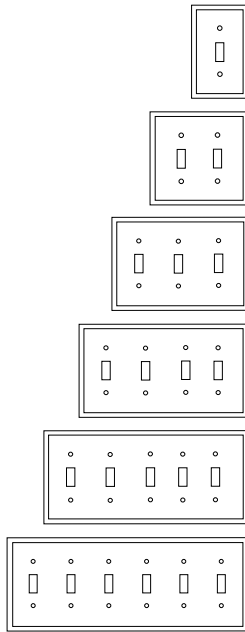
Industrial Stainless Steel

FEATURES

- All wallplates are of type 304 stainless steel alloy for superior non-magnetic corrosion-resistant properties.
- Plates are 0.032" (0.81mm) thick.
- Brushed satin finish resists finger marks.
- Matching stainless steel mounting screws provided.

INDUSTRIAL
COMMERCIAL
INSTITUTIONAL

0-1
WALLPLATES



Toggle Switch

Description	Catalog No.
1 Gang	93071
2 Gang	93072
3 Gang	93073
4 Gang	93074
5 Gang	93075
6 Gang	93076

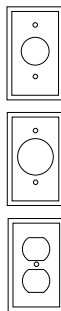
TESTING & CODE COMPLIANCE

- UL Listed, UL File #E32003
- Meets current Federal Specifications as tested to UL 514
- Meets all CSA requirements, C22.2 no. 42.1; CSA file # 9294 (4413-02).

MATERIAL CHARACTERISTICS

Type 304 Stainless Steel, non-magnetic, 0.032" (0.81mm) nominal thickness, satin finish.

This alloy contains 18% chromium and 8% nickel for superior corrosion resistance.



Receptacle

Description	Catalog No.
1 Gang Single with 1.40" (35.56mm) Hole	93091
1 Gang with 1.60" (40.64mm) Hole for Single Locking (20/30A Locking Receptacle)	93111
1 Gang Duplex	93101

Industrial Specification Grade Stainless Steel Wallplates

Standard Size



INDUSTRIAL
COMMERCIAL
INSTITUTIONAL

0-2
WALLPLATES

TESTING & CODE COMPLIANCE

- UL Listed, UL File #E32003
- Meets current Federal Specifications as tested to UL 514
- Meets all CSA requirements, C22.2 no. 42.1; CSA file # 9294 (4413-02).

MATERIAL CHARACTERISTICS

Type 304 Stainless Steel, non-magnetic, 0.032" (0.81mm) nominal thickness, satin finish. This alloy contains 18% chromium and 8% nickel for superior corrosion resistance.

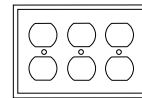
Industrial Stainless Steel

FEATURES

- All wallplates are of type 304 stainless steel alloy for superior non-magnetic corrosion-resistant properties.
- Plates are 0.032" (0.81mm) thick.
- Brushed satin finish resists finger marks.
- Matching stainless steel mounting screws provided.

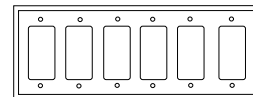
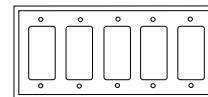
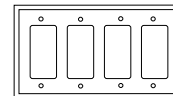
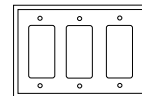
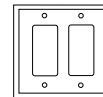
Receptacle

Description	Catalog No.
2 Gang Duplex	93102
3 Gang Duplex	93103



Decorator

Description	Catalog No.
1 Gang	93401
2 Gang	93402
3 Gang	93403
4 Gang	93404
5 Gang	93405
6 Gang	93406






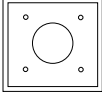
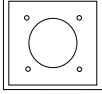
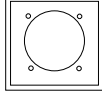
Industrial Specification Grade Stainless Steel Wallplates

Industrial Stainless Steel


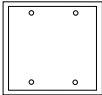
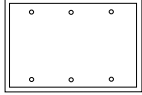
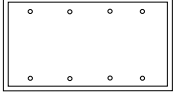
FEATURES

- All wallplates are of type 304 stainless steel alloy for superior non-magnetic corrosion-resistant properties.
- Plates are 0.032" (0.81mm) thick.
- Brushed satin finish resists finger marks.
- Matching stainless steel mounting screws provided.

Power Receptacle

Description	Catalog No.
 1 Gang with 2.1563" (54.76mm) Hole (for 3 Wire Receptacle)	93221
 2 Gang with 2.1563" (54.76mm) Hole (for 3 Wire Receptacle)	93227
 2 Gang with 2.2813" (57.94mm) Hole	93228
 2 Gang with 2.4688" (62.71mm) Hole (for 4 Wire Receptacle)	93223

Blank - Box Mounted

Description	Catalog No.
 1 Gang Blank	93151
 2 Gang Blank	93152
 3 Gang Blank	93153
 4 Gang Blank	93154

INDUSTRIAL
COMMERCIAL
INSTITUTIONAL

0-3
WALLPLATES

TESTING & CODE COMPLIANCE

- UL Listed, UL File #E32003
- Meets current Federal Specifications as tested to UL 514
- Meets all CSA requirements, C22.2 no. 42.1; CSA file # 9294 (4413-02).

MATERIAL CHARACTERISTICS

Type 304 Stainless Steel, non-magnetic, 0.032" (0.81mm) nominal thickness, satin finish.

This alloy contains 18% chromium and 8% nickel for superior corrosion resistance.

Industrial Specification Grade Stainless Steel Wallplates

Standard Size



INDUSTRIAL
COMMERCIAL
INSTITUTIONAL

0-4
WALLPLATES

TESTING & CODE COMPLIANCE

- UL Listed, UL File #E32003
- Meets current Federal Specifications as tested to UL 514
- Meets all CSA requirements, C22.2 no. 42.1; CSA file # 9294 (4413-02).

MATERIAL CHARACTERISTICS

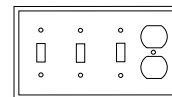
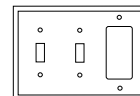
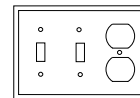
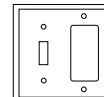
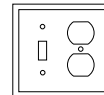
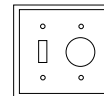
Type 304 Stainless Steel, non-magnetic, 0.032" (0.81mm) nominal thickness, satin finish. This alloy contains 18% chromium and 8% nickel for superior corrosion resistance.

Industrial Stainless Steel

FEATURES

- All wallplates are of type 304 stainless steel alloy for superior non-magnetic, corrosion-resistant properties.
- Plates are 0.032" (0.81mm) thick.
- Brushed satin finish resists finger marks.
- Matching stainless steel mounting screws provided.

Combination	
Description	Catalog No.
2 Gang - Toggle and Single Receptacle	93512
2 Gang - Toggle and Duplex Receptacle	93532
2 Gang - Toggle and Decorator	93432
3 Gang - 2 Toggles and Duplex Receptacle	93543
3 Gang - 2 Toggles and Decorator	93443
4 Gang - 3 Toggles and Duplex Receptacle	93554



Telephone and Coaxial Opening – Box Mounted	
Description	Catalog No.
1 Gang with 0.375" (9.53mm) opening, includes grommet to close to 0.406" (10.31mm)	93696
1 Gang with 0.625" (15.87mm) opening, includes grommet to close to 0.406" (10.31mm)	93591



Louver	
Description	Catalog No.
1 Gang - Horizontal	93630
1 Gang - Vertical	93631





Industrial Specification Grade Stainless Steel Wallplates

Mid-Size
and Oversize

Industrial Stainless Steel

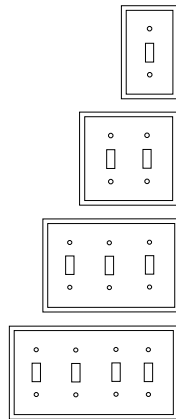
FEATURES

- All wallplates are of type 304 stainless steel alloy for superior non-magnetic corrosion-resistant properties.
- Plates are 0.032" (0.81mm) thick.
- Brushed satin finish resists finger marks.
- Mid-Size wallplates are 0.375" (9.53mm) longer and wider than standard to cover large wall board openings.
- Oversize wallplates are 0.75" (19.05mm) longer and wider than standard to cover large wall board openings.
- Matching stainless steel mounting screws provided.

INDUSTRIAL
COMMERCIAL
INSTITUTIONAL

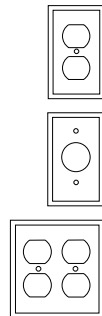
0-5
WALLPLATES

Toggle Switch



Description	Catalog No.	
	Mid-Size	Oversize
1 Gang	93971	93871
2 Gang	93972	93872
3 Gang	93973	93873
4 Gang	—	93874

Receptacle



Description	Catalog No.	
	Mid-Size	Oversize
1 Gang Duplex	93901	93801
1 Gang Single with 1.406" (35.71mm) hole	93991	93891
2 Gang Duplex	93902	93802

TESTING & CODE COMPLIANCE

- UL Listed, UL File #E32003
- Meets current Federal Specifications as tested to UL 514
- Meets all CSA requirements, C22.2 no. 42.1; CSA file # 9294 (4413-02).

MATERIAL CHARACTERISTICS

Type 304 Stainless Steel, non-magnetic, 0.032" (0.81mm) nominal thickness, satin finish.

This alloy contains 18% chromium and 8% nickel for superior corrosion resistance.

Industrial Specification Grade Stainless Steel Wallplates

Mid-Size
and Oversize



INDUSTRIAL
COMMERCIAL
INSTITUTIONAL

0-6
WALLPLATES

TESTING & CODE COMPLIANCE

- UL Listed, UL File #E32003
- Meets current Federal Specifications as tested to UL 514
- Meets all CSA requirements, C22.2 no. 42.1; CSA file # 9294 (4413-02).

MATERIAL CHARACTERISTICS

Type 304 Stainless Steel, non-magnetic, 0.032" (0.81mm) nominal thickness, satin finish. This alloy contains 18% chromium and 8% nickel for superior corrosion resistance.

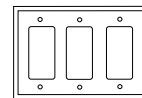
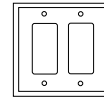
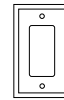
Industrial Stainless Steel

FEATURES

- All wallplates are of type 304 stainless steel alloy for superior non-magnetic corrosion-resistant properties.
- Plates are 0.032" (0.81mm) thick.
- Brushed satin finish resists finger marks.
- Mid-Size wallplates are 0.375" (9.53mm) longer and wider than standard to cover large wall board openings.
- Oversize wallplates are 0.75" (19.05mm) longer and wider than standard to cover large wall board openings.
- Matching stainless steel mounting screws provided.

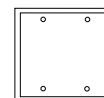
Decorator

Description	Catalog No.	
	Mid-Size	Oversize
1 Gang	93934	93834
2 Gang	93935	—
3 Gang	93936	—



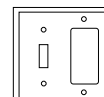
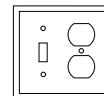
Blank Box-Mounted

Description	Catalog No.	
	Mid-Size	Oversize
1 Gang Blank	93951	93851
2 Gang Blank	—	93852



Combination

Description	Catalog No.	
	Mid-Size	Oversize
2 Gang Toggle and Duplex Receptacle	93932	—
2 Gang Toggle and Decorator	93937	—



Telephone and Coaxial Opening

Description	Catalog No.	
	Mid-Size	Oversize
1 Gang Telephone with 0.375" (9.53mm) Hole	93996	93896





Commercial Specification Grade High-Impact Thermoplastic Wallplates

Standard Size

Commercial Thermoplastic Wallplates

FEATURES

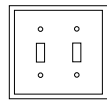
- High impact-resistant; non-flammable, unbreakable thermoplastic.
- Flush-fitting, warp-resistant design.
- Screw-Catch™ feature holds plate mounting screw captive for ease of installation.
- Matching mounting screws provided.

1 Gang Toggle Switch



Color	Catalog No.
Almond	5134A
Brown	5134B
Black	5134BK
Gray	5134GY
Ivory	5134V
Light Almond	5134LA
Red	5134RD
White	5134W

2 Gang Toggle Switch



Color	Catalog No.
Almond	5139A
Brown	5139B
Black	5139BK
Gray	5139GY
Ivory	5139V
Light Almond	5139LA
Red	5139RD
White	5139W

Screw-Catch™ is a trademark of Cooper Wiring Devices

INDUSTRIAL
COMMERCIAL
RESIDENTIAL

0-7
WALLPLATES

TESTING & CODE COMPLIANCE

- UL and cUL Listed, UL File #E33216
- Meets current Federal Specifications as tested to UL 514
- Meets all CSA requirements, C22.2 no. 42.1, CSA file #9294 (4413-02).

MATERIAL CHARACTERISTICS

Meets flammability requirements per UL 94, V2 rated.
Temperature Rating:
-40°C to 70°C.

Commercial Specification Grade High-Impact Thermoplastic Wallplates

Standard Size



INDUSTRIAL
COMMERCIAL
RESIDENTIAL

0-8
WALLPLATES

TESTING & CODE COMPLIANCE

- UL and cUL Listed, UL File #E33216
- Meets current Federal Specifications as tested to UL 514
- Meets all CSA requirements, C22.2 no. 42.1, CSA file #9294 (4413-02).

MATERIAL CHARACTERISTICS

Meets flammability requirements per UL 94, V2 rated.
Temperature Rating: -40°C to 70°C.

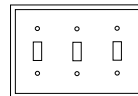
Commercial Thermoplastic Wallplates

FEATURES

- High impact-resistant; non-flammable, unbreakable thermoplastic.
- Flush-fitting, warp-resistant design.
- Screw-Catch™ feature holds plate mounting screw captive for ease of installation.
- Matching mounting screws provided.

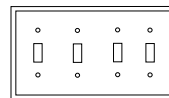
3 Gang Toggle Switch

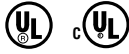
Color	Catalog No.
Almond	5141A
Brown	5141B
Black	5141BK
Gray	5141GY
Ivory	5141V
Light Almond	5141LA
Red	5141RD
White	5141W



4 Gang Toggle Switch

Color	Catalog No.
Almond	5154A
Brown	5154B
Black	5154BK
Gray	5154GY
Ivory	5154V
Light Almond	5154LA
Red	5154RD
White	5154W





Commercial Specification Grade Thermoplastic Wallplates

Standard Size

Commercial Thermoplastic Wallplates

FEATURES

- High impact-resistant; non-flammable, unbreakable thermoplastic.
- Flush-fitting, warp-resistant design.
- Screw-Catch™ feature holds plate mounting screw captive for ease of installation.
- Matching mounting screws provided.

1 Gang Single Receptacle with 0.406" (10.31mm) Hole



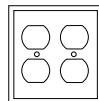
Color	Catalog No.
Almond	5131A
Brown	5131B
Gray	5131GY
Ivory	5131V
Light Almond	5131LA
Red	5131RD
White	5131W

1 Gang Duplex Receptacle



Color	Catalog No.
Almond	5132A
Brown	5132B
Gray	5132GY
Ivory	5132V
Light Almond	5132LA
Red	5132RD
White	5132W

2 Gang Duplex Receptacle



Color	Catalog No.
Almond	5150A
Brown	5150B
Gray	5150GY
Ivory	5150V
Light Almond	5150LA
Red	5150RD
White	5150W

INDUSTRIAL
COMMERCIAL
RESIDENTIAL

0-9
WALLPLATES

TESTING & CODE COMPLIANCE

- UL and cUL Listed, UL File #E33216
- Meets current Federal Specifications as tested to UL 514
- Meets all CSA requirements, C22.2 no. 42.1, CSA file #9294 (4413-02).

MATERIAL CHARACTERISTICS

Meets flammability requirements per UL 94, V2 rated.
Temperature Rating: -40°C to 70°C.

Commercial Specification Grade Thermoplastic Wallplates

Standard Size



INDUSTRIAL
COMMERCIAL
RESIDENTIAL

0-10
WALLPLATES

TESTING & CODE COMPLIANCE

- UL and cUL Listed, UL File #E33216
- Meets current Federal Specifications as tested to UL 514
- Meets all CSA requirements, C22.2 no. 42.1, CSA file #9294 (4413-02).

MATERIAL CHARACTERISTICS

Meets flammability requirements per UL 94, V2 rated.
Temperature Rating: -40°C to 70°C.

Commercial Thermoplastic Wallplates

FEATURES

- High impact-resistant; non-flammable, unbreakable thermoplastic.
- Flush-fitting, warp-resistant design.
- Matching mounting screws provided.
- Screw-Catch™ feature holds plate mounting screw captive for ease of installation.

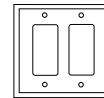
1 Gang Decorator

Color	Catalog No.
Almond	5151A
Brown	5151B
Black	5151BK
Blue	5151BL
Gray	5151GY
Red	5151RD
Light Almond	5151LA
Ivory	5151V
White	5151W



2 Gang Decorator

Color	Catalog No.
Almond	5152A
Brown	5152B
Black	5152BK
Gray	5152GY
Ivory	5152V
Light Almond	5152LA
White	5152W





Commercial Specification Grade Thermoplastic Wallplates

Mid-Size

Commercial Thermoplastic Wallplates

FEATURES

- High impact-resistant; non-flammable, unbreakable thermoplastic.
- Flush-fitting, warp-resistant design.
- Screw-Catch™ feature holds plate mounting screw captive for ease of installation.
- Matching mounting screws provided.

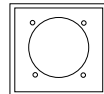
Power Receptacles

1 Gang with 2.15" (54.61mm) Hole - for 30A & 50A Power Receptacle - Mid-Size



Color	Catalog No.
Brown	5068B
Ivory	5068V
White	5068W

2 Gang with 2.47" (62.74mm) Hole - for 30A & 50A Power Receptacle



Color	Catalog No.
Brown	5169B
Ivory	5169V
White	5169W

INDUSTRIAL
COMMERCIAL
RESIDENTIAL

0-11 WALLPLATES

TESTING & CODE COMPLIANCE

- UL and cUL Listed, UL File #E33216
- Meets current Federal Specifications as tested to UL 514
- Meets all CSA requirements, C22.2 no. 42.1, CSA file #9294 (4413-02).

MATERIAL CHARACTERISTICS

Meets flammability requirements per UL 94, V2 rated.
Temperature Rating:
-40°C to 70°C.

Commercial Specification Grade Thermoplastic Wallplates

Standard Size



INDUSTRIAL
COMMERCIAL
RESIDENTIAL

0-12
WALLPLATES

TESTING & CODE COMPLIANCE

- UL and cUL Listed, UL File #E33216
- Meets current Federal Specifications as tested to UL 514
- Meets all CSA requirements, C22.2 no. 42.1, CSA file #9294 (4413-02).

MATERIAL CHARACTERISTICS

Meets flammability requirements per UL 94, V2 rated.
Temperature Rating: -40°C to 70°C.

Commercial Thermoplastic Wallplates

FEATURES

- High impact-resistant; non-flammable, unbreakable thermoplastic.
- Flush-fitting, warp-resistant design.
- Screw-Catch™ feature holds plate mounting screw captive for ease of installation.
- Matching mounting screws provided.

Blank

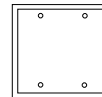
1 Gang - Box-Mounted

Color	Catalog No.
Almond	5129A
Brown	5129B
Black	5129K
Gray	5129GY
Ivory	5129V
Light Almond	5129LA
White	5129W



2 Gang - Box-Mounted

Color	Catalog No.
Almond	5137A
Brown	5137B
Black	5137BK
Gray	5137GY
Ivory	5137V
Light Almond	5137LA
White	5137W





Commercial Specification Grade Thermoplastic Wallplates

Standard Size

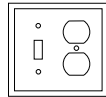
Commercial Thermoplastic Wallplates

FEATURES

- High impact-resistant; non-flammable, unbreakable thermoplastic.
- Flush-fitting, warp-resistant design.
- Screw-Catch™ feature holds plate mounting screw captive for ease of installation.
- Matching mounting screws provided.

INDUSTRIAL
COMMERCIAL
RESIDENTIAL

0-13 WALLPLATES

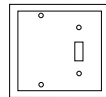


Combination

2 Gang - Toggle and Duplex Receptacle

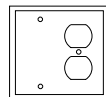
Color	Catalog No.
Almond	5138A
Brown	5138B
Black	5138BK
Gray	5138GY
Ivory	5138V
Light Almond	5138LA
White	5138W

2 Gang - Switch and Blank (Box-Mounted)



Color	Catalog No.
Almond	5171A
Brown	5171B
Black	5171BK
Gray	5171GY
Ivory	5171V
Light Almond	5171LA
White	5171W

2 Gang - Duplex and Blank (Box-Mounted)



Color	Catalog No.
Almond	5170A
Brown	5170B
Black	5170BK
Gray	5170GY
Ivory	5170V
Light Almond	5170LA
White	5170W

TESTING & CODE COMPLIANCE

- UL and cUL Listed, UL File #E33216
- Meets current Federal Specifications as tested to UL 514
- Meets all CSA requirements, C22.2 no. 42.1, CSA file #9294 (4413-02).

MATERIAL CHARACTERISTICS

Meets flammability requirements per UL 94, V2 rated.
Temperature Rating: -40°C to 70°C.

Commercial Specification Grade Thermoplastic Wallplates

Standard Size



INDUSTRIAL
COMMERCIAL
RESIDENTIAL

0-14
WALLPLATES

TESTING & CODE COMPLIANCE

- UL and cUL Listed, UL File #E33216
- Meets current Federal Specifications as tested to UL 514
- Meets all CSA requirements, C22.2 no. 42.1, CSA file #9294 (4413-02).

MATERIAL CHARACTERISTICS

Meets flammability requirements per UL 94, V2 rated. Temperature Rating: -40°C to 70°C.

Commercial Thermoplastic Wallplates

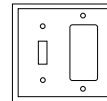
FEATURES

- High impact-resistant; non-flammable, unbreakable thermoplastic.
- Flush-fitting, warp-resistant design.
- Screw-Catch™ feature holds plate mounting screw captive for ease of installation.
- Matching mounting screws provided.

Combination Wallplates

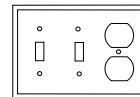
2 Gang - Toggle and Decorator

Color	Catalog No.
Almond	5153A
Brown	5153B
Black	5153BK
Gray	5153GY
Ivory	5153V
Light Almond	5153LA
White	5153W



3 Gang - 2 Toggles and Duplex Receptacle

Color	Catalog No.
Almond	5158A
Brown	5158B
Black	5158BK
Gray	5158GY
Light Almond	5158LA
Ivory	5158V
White	5158W





Commercial Specification Grade Thermoplastic Wallplates

Standard Size

Commercial Thermoplastic Wallplates

FEATURES

- High impact-resistant; non-flammable, unbreakable thermoplastic.
- Flush-fitting, warp-resistant design.
- Screw-Catch™ feature holds plate mounting screw captive for ease of installation.
- Matching mounting screws provided.

Telephone and Coaxial

1 Gang with 0.375" (9.53mm) Hole - Box Mounted



Color	Catalog No.
Almond	5128A
Brown	5128B
Gray	5128GY
Ivory	5128V
Light Almond	5128LA
White	5128W

1 Gang with 0.625" (15.87mm) Hole - Box Mounted



Color	Catalog No.
Almond	5159A
Brown	5159B
Gray	5159GY
Ivory	5159V
Light Almond	5159LA
White	5159W

INDUSTRIAL
COMMERCIAL
RESIDENTIAL

0-15
WALLPLATES

TESTING & CODE COMPLIANCE

- UL and cUL Listed, UL File #E33216
- Meets current Federal Specifications as tested to UL 514
- Meets all CSA requirements, C22.2 no. 42.1, CSA file #9294 (4413-02).

MATERIAL CHARACTERISTICS

Meets flammability requirements per UL 94, V2 rated.
Temperature Rating: -40°C to 70°C.

Commercial Specification Grade Thermoplastic Wallplates

Mid-Size



INDUSTRIAL
COMMERCIAL
RESIDENTIAL

0-16
WALLPLATES

TESTING & CODE COMPLIANCE

- UL and cUL Listed, UL File #E33216
- Meets current Federal Specifications as tested to UL 514
- Meets all CSA requirements, C22.2 no. 42.1, CSA file #9294 (4413-02).

MATERIAL CHARACTERISTICS

Meets flammability requirements per UL 94, V2 rated.
Temperature Rating: -40°C to 70°C.

Commercial Thermoplastic Wallplates

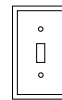
FEATURES

- Mid-Size wallplates are 0.375" (9.53mm) longer and wider on all sides than standard to cover large wallboard openings.
- Assures NEC®-required gap coverage for most wallboard-to-box openings.
- Virtually unbreakable polycarbonate construction - high structural rigidity, long-term form retention.
- Screw-Catch™ feature holds plate mounting screw captive for ease of installation.
- Superior abrasion and impact resistance.
- Color-matched mounting screws captive in 1 and 2 gang plates for faster installation - helps eliminate lost screws on the job.

Toggle Switch


1 Gang

Color	Catalog No.
Almond	PJ1A
Brown	PJ1B
Black	PJ1BK
Gray	PJ1GY
Red	PJ1RD
Ivory	PJ1V
Light Almond	PJ1LA
White	PJ1W



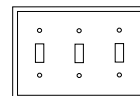
2 Gang

Color	Catalog No.
Almond	PJ2A
Brown	PJ2B
Black	PJ2BK
Gray	PJ2GY
Red	PJ2RD
Ivory	PJ2V
Light Almond	PJ2LA
White	PJ2W



3 Gang

Color	Catalog No.
Almond	PJ3A
Brown	PJ3B
Black	PJ3BK
Gray	PJ3GY
Ivory	PJ3V
Light Almond	PJ3LA
White	PJ3W





Commercial Specification Grade Thermoplastic Wallplates

Mid-Size

Commercial Thermoplastic Wallplates

FEATURES

- Mid-Size wallplates are 0.375" (9.53mm) longer and wider on all sides than standard to cover large wallboard openings.
- Assures NEC®-required gap coverage for most wallboard-to-box openings.
- Virtually unbreakable polycarbonate construction – high structural rigidity, long-term form retention.
- Screw-Catch™ feature holds plate mounting screw captive for ease of installation.
- Superior abrasion and impact resistance.
- Color-matched mounting screws captive in 1 and 2 gang plates for faster installation – helps eliminate lost screws on the job.

INDUSTRIAL
COMMERCIAL
RESIDENTIAL

0-17
WALLPLATES



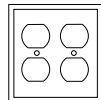
Receptacle

1 Gang

Color	Catalog No.
Almond	PJ8A
Brown	PJ8B
Black	PJ8BK
Gray	PJ8GY
Red	PJ8RD
Ivory	PJ8V
Light Almond	PJ8LA
White	PJ8W

2 Gang

Color	Catalog No.
Almond	PJ82A
Brown	PJ82B
Black	PJ82BK
Gray	PJ82GY
Red	PJ82RD
Ivory	PJ82V
Light Almond	PJ82LA
White	PJ82W



TESTING & CODE COMPLIANCE

- UL 514D and cUL Listed, UL File #E33216
- Meets Federal Specification WP-455
- Meets all CSA requirements, C22.2 no. 42.1, CSA file #9294 (4413-02).

MATERIAL CHARACTERISTICS

Meets flammability requirements per UL 94, V2 rated.
Temperature Rating: -40°C to 70°C.

Commercial Specification Grade Thermoplastic Wallplates

Mid-Size



INDUSTRIAL
COMMERCIAL
RESIDENTIAL

0-18
WALLPLATES

TESTING & CODE COMPLIANCE

- UL 514D and cUL Listed, UL File #E33216
- Meets Federal Specification WP-455
- Meets all CSA requirements, C22.2 no. 42.1, CSA file #9294 (4413-02).

MATERIAL CHARACTERISTICS

Meets flammability requirements per UL 94, V2 rated. Temperature Rating: -40°C to 70°C.

Commercial Thermoplastic Wallplates

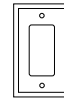
FEATURES

- Mid-Size wallplates are .0375" (9.53mm) longer and wider on all sides than standard to cover large wallboard openings.
- Assures NEC®-required gap coverage for most wallboard-to-box openings.
- Virtually unbreakable polycarbonate construction – high structural rigidity, long-term form retention.
- Screw-Catch™ feature holds plate mounting screw captive for ease of installation.
- Superior abrasion and impact resistance.
- Color-matched mounting screws captive in 1 and 2 gang plates for faster installation – helps eliminate lost screws on the job.

Decorator

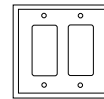
1 Gang

Color	Catalog No.
Almond	PJ26A
Brown	PJ26B
Black	PJ26BK
Blue	PJ26BL
Gray	PJ26GY
Red	PJ26RD
Ivory	PJ26V
Light Almond	PJ26LA
White	PJ26W



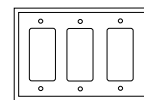
2 Gang

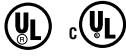
Color	Catalog No.
Almond	PJ262A
Brown	PJ262B
Black	PJ262BK
Blue	PJ262BL
Gray	PJ262GY
Orange	PJ262RN
Red	PJ262RD
Ivory	PJ262V
Light Almond	PJ262LA
White	PJ262W



3 Gang

Color	Catalog No.
Almond	PJ263A
Brown	PJ263B
Black	PJ263BK
Gray	PJ263GY
Ivory	PJ263V
Light Almond	PJ263LA
White	PJ263W





Commercial Specification Grade Thermoplastic Wallplates

Mid-Size

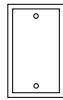
Commercial Thermoplastic Wallplates

FEATURES

- Mid-Size wallplates are 0.375" (9.53mm) longer and wider on all sides than standard to cover large wallboard openings.
- Assures NEC®-required gap coverage for most wallboard-to-box openings.
- Virtually unbreakable polycarbonate construction – high structural rigidity, long-term form retention.
- Screw-Catch™ feature holds plate mounting screw captive for ease of installation.
- Superior abrasion and impact resistance.
- Color-matched mounting screws captive in 1 and 2 gang plates for faster installation – helps eliminate lost screws on the job.

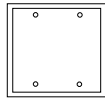
Blank

1 Gang Box-Mounted



Color	Catalog No.
Almond	PJ13A
Brown	PJ13B
Black	PJ13BK
Gray	PJ13GY
Ivory	PJ13V
Light Almond	PJ13LA
White	PJ13W

2 Gang Box-Mounted



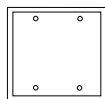
Color	Catalog No.
Almond	PJ23A
Brown	PJ23B
Black	PJ23BK
Gray	PJ23GY
Ivory	PJ23V
Light Almond	PJ23LA
White	PJ23W

1 Gang Strap-Mounted



Color	Catalog No.
Almond	PJ14A
Brown	PJ14B
Black	PJ14BK
Gray	PJ14GY
Ivory	PJ14V
Light Almond	PJ14LA
White	PJ14W

2 Gang Strap-Mounted



Color	Catalog No.
Almond	PJ24A
Brown	PJ24B
Black	PJ24BK
Gray	PJ24GY
Ivory	PJ24V
Light Almond	PJ24LA
White	PJ24W

INDUSTRIAL
COMMERCIAL
RESIDENTIAL

0-19
WALLPLATES

TESTING & CODE COMPLIANCE

- UL 514D and cUL listed, UL File #E33216
- Meets Federal Specification WP-455
- Meets all CSA requirements, C22.2 no. 42.1, CSA file #9294 (4413-02).

MATERIAL CHARACTERISTICS

Meets flammability requirements per UL 94, V2 rated.
Temperature Rating:
-40°C to 70°C.

Commercial Specification Grade Thermoplastic Wallplates

Mid-Size



INDUSTRIAL
COMMERCIAL
RESIDENTIAL

0-20
WALLPLATES

TESTING & CODE COMPLIANCE

- UL 514D and cUL Listed, UL File #E33216
- Meets Federal Specification WP-455
- Meets all CSA requirements, C22.2 no. 42.1, CSA file #9294 (4413-02).

MATERIAL CHARACTERISTICS

Meets flammability requirements per UL 94, V2 rated.
Temperature Rating: -40°C to 70°C.

Commercial Thermoplastic Wallplates

FEATURES

- Mid-Size wallplates are 0.375" (9.53mm) longer and wider on all sides than standard to cover large wallboard openings.
- Assures NEC®-required gap coverage for most wallboard-to-box openings.
- Virtually unbreakable polycarbonate construction - high structural rigidity, long-term form retention.
- Screw-Catch™ feature holds plate mounting screw captive for ease of installation.
- Superior abrasion and impact resistance.
- Color-matched mounting screws captive in 1 and 2 gang plates for faster installation - helps eliminate lost screws on the job.

Power Receptacle

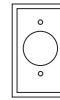
1 Gang 15A & 20A Single or 15A Locking 1.4" (35.56mm)

Color	Catalog No.
Almond	PJ7A
Brown	PJ7B
Black	PJ7BK
Gray	PJ7GY
Red	PJ7RD
Ivory	PJ7V
Light Almond	PJ7LA
White	PJ7W



1 Gang 20A & 30A Locking 1.6" (40.64mm)

Color	Catalog No.
Brown	PJ720B
Ivory	PJ720V
White	PJ720W



1 Gang 30A & 50A 2.15" (54.61mm)

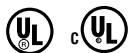
Color	Catalog No.
Brown	PJ724B
Black	PJ724BK
Ivory	PJ724V
White	PJ724W



2 Gang 30A & 50A 2.15" (54.61mm)

Color	Catalog No.
Brown	PJ703B
Ivory	PJ703V
White	PJ703W





Commercial Specification Grade Thermoplastic Wallplates

Mid-Size

Commercial Thermoplastic Wallplates

FEATURES

- Mid-Size wallplates are 0.375" (9.53mm) longer and wider on all sides than standard to cover large wallboard openings.
- Assures NEC®-required gap coverage for most wallboard-to-box openings.
- Virtually unbreakable polycarbonate construction – high structural rigidity, long-term form retention.
- Screw-Catch™ feature holds plate mounting screw captive for ease of installation.
- Superior abrasion and impact resistance.
- Color-matched mounting screws captive in 1 and 2 gang plates for faster installation – helps eliminate lost screws on the job.

Telephone and Coaxial Cable Opening

1 Gang 0.406" (10.31mm) Box-Mounted



Color	Catalog No.
Almond	PJ11A
Brown	PJ11B
Black	PJ11BK
Gray	PJ11GY
Ivory	PJ11V
Light Almond	PJ11LA
White	PJ11W

1 Gang 0.406" (10.31mm) Strap-Mounted



Color	Catalog No.
Almond	PJ12A
Brown	PJ12B
Black	PJ12BK
Gray	PJ12GY
Ivory	PJ12V
Light Almond	PJ12LA
White	PJ12W

INDUSTRIAL
COMMERCIAL
RESIDENTIAL

0-21
WALLPLATES

TESTING & CODE COMPLIANCE

- UL 514D and cUL Listed, UL File #E33216
- Meets Federal Specification WP-455
- Meets all CSA requirements, C22.2 no. 42.1, CSA file #9294 (4413-02).

MATERIAL CHARACTERISTICS

Meets flammability requirements per UL 94, V2 rated.
Temperature Rating:
-40°C to 70°C.

Commercial Specification Grade Thermoplastic Wallplates

Mid-Size



INDUSTRIAL
COMMERCIAL
RESIDENTIAL

0-22
WALLPLATES

TESTING & CODE COMPLIANCE

- UL 514D and cUL Listed, UL File #E33216
- Meets Federal Specification WP-455
- Meets all CSA requirements, C22.2 no. 42.1, CSA file #9294 (4413-02).

MATERIAL CHARACTERISTICS

Meets flammability requirements per UL 94, V2 rated. Temperature Rating: -40°C to 70°C.

Commercial Thermoplastic Wallplates

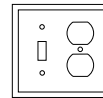
FEATURES

- Mid-Size wallplates are 0.375" (9.53mm) longer and wider on all sides than standard to cover large wallboard openings.
- Assures NEC®-required gap coverage for most wallboard-to-box openings.
- Virtually unbreakable polycarbonate construction – high structural rigidity, long-term form retention.
- Screw-Catch™ feature holds plate mounting screw captive for ease of installation.
- Superior abrasion and impact resistance.
- Color-matched mounting screws captive in 1 and 2 gang plates for faster installation – helps eliminate lost screws on the job.

Combination

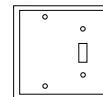
2 Gang Toggle Duplex

Color	Catalog No.
Almond	PJ18A
Brown	PJ18B
Black	PJ18BK
Gray	PJ18GY
Red	PJ18RD
Ivory	PJ18V
Light Almond	PJ18LA
White	PJ18W



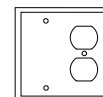
2 Gang Toggle/Blank (Box-Mounted)

Color	Catalog No.
Almond	PJ113A
Brown	PJ113B
Black	PJ113BK
Gray	PJ113GY
Red	PJ113RD
Ivory	PJ113V
Light Almond	PJ113LA
White	PJ113W



2 Gang Duplex/Blank (Box-Mounted)

Color	Catalog No.
Almond	PJ138A
Brown	PJ138B
Black	PJ138BK
Gray	PJ138GY
Red	PJ138RD
Ivory	PJ138V
Light Almond	PJ138LA
White	PJ138W





Commercial Specification Grade Thermoplastic Wallplates

Mid-Size

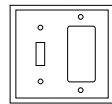
Commercial Thermoplastic Wallplates

FEATURES

- Mid-Size wallplates are 0.375" (9.53mm) longer and wider on all sides than standard to cover large wallboard openings.
- Assures NEC®-required gap coverage for most wallboard-to-box openings.
- Virtually unbreakable polycarbonate construction – high structural rigidity, long-term form retention.
- Screw-Catch™ feature holds plate mounting screw captive for ease of installation.
- Superior abrasion and impact resistance.
- Color-matched mounting screws captive in 1 and 2 gang plates for faster installation – helps eliminate lost screws on the job.

INDUSTRIAL
COMMERCIAL
RESIDENTIAL

0-23 WALLPLATES

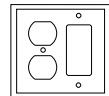


Combination

2 Gang Decorator/Toggle

Color	Catalog No.
Almond	PJ126A
Brown	PJ126B
Black	PJ126BK
Gray	PJ126GY
Red	PJ126RD
Ivory	PJ126V
Light Almond	PJ126LA
White	PJ126W

2 Gang Decorator/Duplex



Color	Catalog No.
Almond	PJ826A
Brown	PJ826B
Black	PJ826BK
Gray	PJ826GY
Red	PJ826RD
Ivory	PJ826V
Light Almond	PJ826LA
White	PJ826W

TESTING & CODE COMPLIANCE

- UL 514D and cUL Listed, UL File #E33216
- Meets Federal Specification WP-455
- Meets all CSA requirements, C22.2 no. 42.1, CSA file #9294 (4413-02).

MATERIAL CHARACTERISTICS

Meets flammability requirements per UL 94, V2 rated.
Temperature Rating: -40°C to 70°C.

Commercial Specification Grade Thermoplastic Wallplates

Mid-Size



INDUSTRIAL
COMMERCIAL
RESIDENTIAL

0-24
WALLPLATES

TESTING & CODE COMPLIANCE

- UL 514D and cUL Listed, UL File #E33216
- Meets Federal Specification WP-455
- Meets all CSA requirements, C22.2 no. 42.1, CSA file #9294 (4413-02).

MATERIAL CHARACTERISTICS

Meets flammability requirements per UL 94, V2 rated.
Temperature Rating: -40°C to 70°C.

Commercial Thermoplastic Wallplates

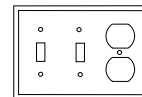
FEATURES

- Mid-Size wallplates are 0.375" (9.53mm) longer and wider on all sides than standard to cover large wallboard openings.
- Assures NEC®-required gap coverage for most wallboard-to-box openings.
- Virtually unbreakable polycarbonate construction – high structural rigidity, long-term form retention.
- Screw-Catch™ feature holds plate mounting screw captive for ease of installation.
- Superior abrasion and impact resistance.
- Color-matched mounting screws captive in 1 and 2 gang plates for faster installation – helps eliminate lost screws on the job.

Combination

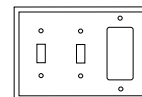
3 Gang 2 Toggle/1 Duplex

Color	Catalog No.
Almond	PJ28A
Brown	PJ28B
Black	PJ28BK
Gray	PJ28GY
Red	PJ28RD
Ivory	PJ28V
Light Almond	PJ28LA
White	PJ28W



3 Gang 2 Toggle/1 Decorator

Color	Catalog No.
Almond	PJ226A
Brown	PJ226B
Black	PJ226BK
Gray	PJ226GY
Red	PJ226RD
Ivory	PJ226V
Light Almond	PJ226LA
White	PJ226W





Standard Grade Thermoset Wallplates

Standard Size

Standard Thermoset Wallplates

FEATURES

- Non-flammable thermoset phenolic or urea.
- Matching mounting screws provided.
- Flush-fitting, warp-resistant design.
- Resists soil, easily cleaned.


Toggle Switch

1 Gang



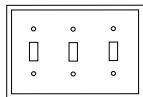
Color	Catalog No.
Almond	2134A
Brown	2134B
Ivory	2134V
Light Almond	2134LA
White	2134W

2 Gang



Color	Catalog No.
Almond	2139A
Brown	2139B
Ivory	2139V
Light Almond	2139LA
White	2139W

3 Gang



Color	Catalog No.
Almond	2141A
Brown	2141B
Ivory	2141V
Light Almond	2141LA
White	2141W

INDUSTRIAL
COMMERCIAL
RESIDENTIAL

0-25
WALLPLATES

TESTING & CODE COMPLIANCE

- UL and cUL Listed, UL File #E33216
- Meets current Federal Specifications as tested to UL 514
- Meets all CSA requirements, C22.2 no. 42.1, CSA file #9294 (4413-02).

MATERIAL CHARACTERISTICS

Temperature Rating:
-40°C to 65°C.

Standard Grade Thermoset Wallplates

Standard Size



INDUSTRIAL
COMMERCIAL
RESIDENTIAL

0-26
WALLPLATES

TESTING & CODE COMPLIANCE

- UL and cUL Listed, UL File #E33216
- Meets current Federal Specifications as tested to UL 514
- Meets all CSA requirements, C22.2 no. 42.1, CSA file #9294 (4413-02).

MATERIAL CHARACTERISTICS

Temperature Rating:
-40°C to 65°C.

Standard Thermoset Wallplates

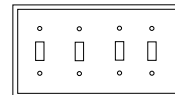
FEATURES

- Non-flammable thermoset phenolic or urea.
- Matching mounting screws provided.
- Flush-fitting, warp-resistant design.

Toggle Switch

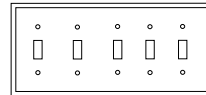
4 Gang

Color	Catalog No.
Almond	2154A
Brown	2154B
Ivory	2154V
Light Almond	2154LA
White	2154W



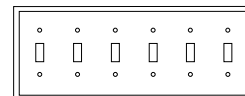
5 Gang

Color	Catalog No.
Almond	2155A
Brown	2155B
Ivory	2155V
Light Almond	2155LA
White	2155W



6 Gang

Color	Catalog No.
Almond	2156A
Brown	2156B
Ivory	2156V
Light Almond	2156LA
White	2156W





Standard Grade Thermoset Wallplates

Standard Size

Standard Thermoset Wallplates

FEATURES

- Non-flammable thermoset phenolic or urea.
- Matching mounting screws provided.
- Flush-fitting, warp-resistant design.

Receptacle

1 Gang Single Receptacle with 1.406" (35.71mm) Hole



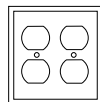
Color	Catalog No.
Almond	2131A
Brown	2131B
Ivory	2131V
Light Almond	2131LA
White	2131W

1 Gang Duplex Receptacle



Color	Catalog No.
Almond	2132A
Brown	2132B
Ivory	2132V
Light Almond	2132LA
White	2132W

2 Gang Duplex Receptacle



Color	Catalog No.
Almond	2150A
Brown	2150B
Ivory	2150V
Light Almond	2150LA
White	2150W

INDUSTRIAL
COMMERCIAL
RESIDENTIAL

0-27
WALLPLATES

TESTING & CODE COMPLIANCE

- UL and cUL Listed, UL File #E33216
- Meets current Federal Specifications as tested to UL 514
- Meets all CSA requirements, C22.2 no. 42.1, CSA file #9294 (4413-02).

MATERIAL CHARACTERISTICS

Temperature Rating:
-40°C to 65°C.

Standard Grade Thermoset Wallplates

Standard Size



INDUSTRIAL
COMMERCIAL
RESIDENTIAL

0-28
WALLPLATES

TESTING & CODE COMPLIANCE

- UL and cUL Listed, UL File #E33216
- Meets current Federal Specifications as tested to UL 514
- Meets all CSA requirements, C22.2 no. 42.1, CSA file #9294 (4413-02).

MATERIAL CHARACTERISTICS

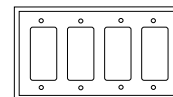
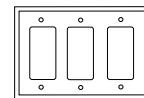
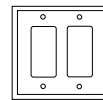
Temperature Rating:
-40°C to 65°C.

Standard Thermoset Wallplates

FEATURES

- Non-flammable thermoset phenolic or urea.
- Matching mounting screws provided.
- Flush-fitting, warp-resistant design.

Decorator	
1 Gang	
Color	Catalog No.
Almond	2151A
Black	2151BK
Brown	2151B
Gray	2151GY
Ivory	2151V
Light Almond	2151LA
White	2151W
2 Gang	
Color	Catalog No.
Almond	2152A
Black	2152BK
Brown	2152B
Gray	2152GY
Ivory	2152V
Light Almond	2152LA
White	2152W
3 Gang	
Color	Catalog No.
Almond	2163A
Brown	2163B
Gray	2163GY
Ivory	2163V
Light Almond	2163LA
White	2163W
4 Gang	
Color	Catalog No.
Almond	2164A
Brown	2164B
Ivory	2164V
Light Almond	2164LA
White	2164W





Standard Grade Thermoset Wallplates

Standard Size

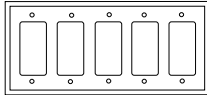
Standard Thermoset Wallplates

FEATURES

- Non-flammable thermoset phenolic or urea.
- Matching mounting screws provided.
- Flush-fitting, warp-resistant design.

INDUSTRIAL
COMMERCIAL
RESIDENTIAL

0-29
WALLPLATES



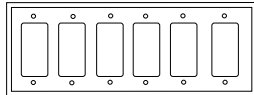
Decorator

5 Gang

Color	Catalog No.
Almond	2165A
Brown	2165B
Ivory	2165V
Light Almond	2165LA
White	2165W

6 Gang

Color	Catalog No.
Almond	2166A
Brown	2166B
Ivory	2166V
Light Almond	2166LA
White	2166W



Blank

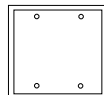
1 Gang - Box-Mounted

Color	Catalog No.
Almond	2129A
Brown	2129B
Ivory	2129V
Light Almond	2129LA
White	2129W



2 Gang - Box-Mounted

Color	Catalog No.
Almond	2137A
Brown	2137B
Ivory	2137V
Light Almond	2137LA
White	2137W



TESTING & CODE COMPLIANCE

- UL and cUL Listed, UL File #E33216
- Meets current Federal Specifications as tested to UL 514
- Meets all CSA requirements, C22.2 no. 42.1, CSA file #9294 (4413-02).

MATERIAL CHARACTERISTICS

Temperature Rating:
-40°C to 65°C.

Standard Grade Thermoset Wallplates

Standard Size



INDUSTRIAL
COMMERCIAL
RESIDENTIAL

0-30
WALLPLATES

TESTING & CODE COMPLIANCE

- UL and cUL Listed, UL File #E33216
- Meets current Federal Specifications as tested to UL 514
- Meets all CSA requirements, C22.2 no. 42.1, CSA file #9294 (4413-02).

MATERIAL CHARACTERISTICS

Temperature Rating:
-40°C to 65°C.

Standard Thermoset Wallplates

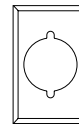
FEATURES

- Non-flammable thermoset phenolic or urea.
- Matching mounting screws provided.
- Flush-fitting, warp-resistant design.

Power Receptacle

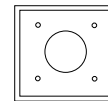
1 Gang Mid-Size with 2.156" (54.76mm) Hole – for Power Receptacle

Color	Catalog No.
Brown	2068B
Ivory	2068V
White	2068W
Chrome – Metal	39CH



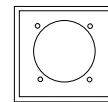
2 Gang with 2.156" (54.76mm) Hole – for Power Receptacles

Color	Catalog No.
Brown	2168B
Ivory	2168V
White	2168W
Chrome – Metal	68



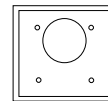
2 Gang with 2.469" (62.71mm) Center Hole – for Power Receptacles

Color	Catalog No.
Chrome	69



2 Gang with 2.156" (54.76mm) Off Center Hole – for Off Center Power Receptacles

Color	Catalog No.
Chrome	192



Wallplate Guide for Power Devices

Power Device Catalog No.	Wallplate Catalog No.
32, 38, 1233, 1234, 1253, 1254, 1257, 1258, 1263, 5700N, 5709N, 5716N, 5795N, 7985N	39CH, 68, 2068, 2168, 5068, 93221, 93227
5515N, 5744N, 5754N, 8430N, 8450N, 8460N, 9460N	69, 5169, 93223
122	192



Standard Grade Thermoset Wallplates

Standard Size

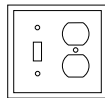
Standard Thermoset Wallplates

FEATURES

- Non-flammable thermoset phenolic or urea.
- Matching mounting screws provided.
- Flush-fitting, warp-resistant design.

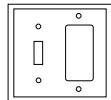
Combination

2 Gang - Toggle and Duplex Receptacle



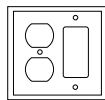
Color	Catalog No.
Almond	2138A
Brown	2138B
Ivory	2138V
Light Almond	2138LA
White	2138W

2 Gang - Toggle and Decorator



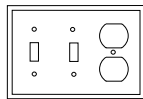
Color	Catalog No.
Almond	2153A
Brown	2153B
Ivory	2153V
Light Almond	2153LA
White	2153W

2 Gang - Duplex Receptacle and Decorator



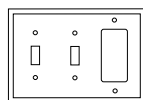
Color	Catalog No.
Almond	2157A
Ivory	2157V
Light Almond	2157LA
White	2157W

3 Gang - 2 Toggles and Duplex Receptacle



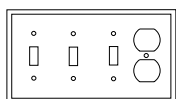
Color	Catalog No.
Almond	2158A
Brown	2158B
Ivory	2158V
Light Almond	2158LA
White	2158W

3 Gang - 2 Toggles and Decorator



Color	Catalog No.
Almond	2173A
Ivory	2173V
Light Almond	2173LA
White	2173W

4 Gang - 3 Toggles and Duplex Receptacle



Color	Catalog No.
Almond	2174A
Ivory	2174V
Light Almond	2174LA
White	2174W

INDUSTRIAL
COMMERCIAL
RESIDENTIAL

0-31 WALLPLATES

TESTING & CODE COMPLIANCE

- UL and cUL Listed, UL File #E33216
- Meets current Federal Specifications as tested to UL 514
- Meets all CSA requirements, C22.2 no. 42.1, CSA file #9294 (4413-02).

MATERIAL CHARACTERISTICS

Temperature Rating:
-40°C to 65°C.

Standard Grade Thermoset Wallplates

Standard Size



INDUSTRIAL
COMMERCIAL
RESIDENTIAL

0-32
WALLPLATES

TESTING & CODE COMPLIANCE

- UL and cUL Listed, UL File #E33216
- Meets current Federal Specifications as tested to UL 514
- Meets all CSA requirements, C22.2 no. 42.1, CSA file #9294 (4413-02).

MATERIAL CHARACTERISTICS

Temperature Rating:
-40°C to 65°C.

Standard Thermoset Wallplates

FEATURES

- Non-flammable thermoset phenolic or urea.
- Matching mounting screws provided.
- Flush-fitting, warp-resistant design.

Telephone and Coaxial Opening

1 Gang with 0.375" (9.53mm) Hole

Color	Catalog No.
Almond	2128A
Brown	2128B
Ivory	2128V
Light Almond	2128LA
White	2128W



1 Gang with 0.625" (15.87mm) Hole

Color	Catalog No.
Almond	2159A
Brown	2159B
Ivory	2159V
Light Almond	2159LA
White	2159W





Standard Grade Thermoset Wallplates

Deep Size

Standard Thermoset Wallplates

FEATURES

- Non-flammable thermoset phenolic or urea.
- Flush-fitting, warp-resistant design.
- Increased depth allows more room for devices mounted beyond wall board surface.
- Matching mounting screws provided.

INDUSTRIAL
COMMERCIAL
RESIDENTIAL

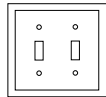
0-33 WALLPLATES



Toggle Switch

1 Gang Toggle Switch

Color	Catalog No.
Brown	4134B
Ivory	4134V
White	4134W



2 Gang Toggle Switch

Color	Catalog No.
Ivory	4139V
White	4139W



Receptacle

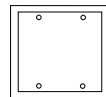
1 Gang Duplex Receptacle

Color	Catalog No.
Brown	4132B
Ivory	4132V
White	4132W



2 Gang Duplex Receptacle

Color	Catalog No.
Ivory	4150V
White	4150W



Blank

2 Gang

Color	Catalog No.
Ivory	4137V
White	4137W

TESTING & CODE COMPLIANCE

- UL and cUL Listed, UL File #E33216
- Meets current Federal Specifications as tested to UL 514
- Meets all CSA requirements, C22.2 no. 42.1, CSA file #9294 (4413-02).

MATERIAL CHARACTERISTICS

Temperature Rating:
-40°C to 65°C.

Standard Grade Thermoset Wallplates

Deep Size



INDUSTRIAL
COMMERCIAL
RESIDENTIAL

0-34
WALLPLATES

TESTING & CODE COMPLIANCE

- UL and cUL Listed, UL File #E33216
- Meets current Federal Specifications as tested to UL 514
- Meets all CSA requirements, C22.2 no. 42.1, CSA file #9294 (4413-02).

MATERIAL CHARACTERISTICS

Temperature Rating:
-40°C to 65°C.

Standard Thermoset Wallplates

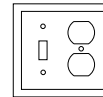
FEATURES

- Non-flammable thermoset phenolic or urea.
- Flush-fitting, warp-resistant design.
- Increased depth allows more room for devices mounted beyond wall board surface.
- Matching mounting screws provided.

Combination

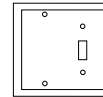
2 Gang - Toggle Duplex Receptacle

Color	Catalog No.
Ivory	4138V
White	4138W



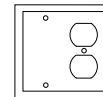
2 Gang - Blank and Toggle

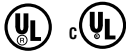
Color	Catalog No.
Ivory	4171V
White	4171W



2 Gang - Blank and Duplex

Color	Catalog No.
Ivory	4170V
White	4170W





Standard Grade Thermoset Wallplates

Mid-Size and Oversize

Standard Thermoset Wallplates

FEATURES

- Non-flammable thermoset phenolic or urea.
- Flush-fitting, warp-resistant design.
- Mid-Size wallplates are 0.375" (9.53mm) longer and wider than standard to cover large wall board openings.
- Oversize wallplates are 0.75" (19.05mm) longer and wider than standard to cover large wall board openings.
- Matching mounting screws provided.

INDUSTRIAL
COMMERCIAL
RESIDENTIAL

0-35
WALLPLATES

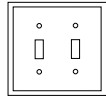
Toggle Switch Wallplates

1 Gang



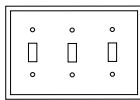
Color	Catalog No.	
	Mid-Size	Oversize
Almond	2034A	—
Brown	2034B	2144B
Ivory	2034V	2144V
Light Almond	2034LA	—
White	2034W	2144W

2 Gang



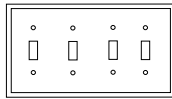
Color	Catalog No.	
	Mid-Size	Oversize
Almond	2039A	—
Brown	2039B	2149B
Ivory	2039V	2149V
Light Almond	2039LA	—
White	2039W	2149W

3 Gang



Color	Catalog No.	
	Mid-Size	Oversize
Almond	2041A	—
Brown	2041B	—
Ivory	2041V	2741V
Light Almond	2041LA	—
White	2041W	2741W

4 Gang



Color	Catalog No.	
	Mid-Size	Oversize
Almond	2054A	—
Ivory	2054V	—
Light Almond	2054LA	—
White	2054W	—

TESTING & CODE COMPLIANCE

- UL and cUL Listed, UL File #E33216
- Meets current Federal Specifications as tested to UL 514
- Meets all CSA requirements, C22.2 no. 42.1, CSA file #9294 (4413-02).

MATERIAL CHARACTERISTICS

Temperature Rating:
-40°C to 65°C.

Standard Grade Thermoset Wallplates

Mid-Size
and Oversize



INDUSTRIAL
COMMERCIAL
RESIDENTIAL

0-36
WALLPLATES

TESTING & CODE COMPLIANCE

- UL and cUL Listed, UL File #E33216
- Meets current Federal Specifications as tested to UL 514
- Meets all CSA requirements, C22.2 no. 42.1, CSA file #9294 (4413-02).

MATERIAL CHARACTERISTICS

Temperature Rating:
-40°C to 65°C.

Standard Thermoset Wallplates

FEATURES

- Non-flammable thermoset phenolic or urea.
- Flush-fitting, warp-resistant design.
- Mid-Size wallplates are 0.375" (9.53mm) longer and wider than standard to cover large wall board openings.
- Oversize wallplates are 0.75" (19.05mm) longer and wider than standard to cover large wall board openings.
- Matching mounting screws provided.

Receptacle

1 Gang Duplex Receptacle with 1.406" (35.71) Hole

Color	Catalog No.	
	Mid-Size	Oversize
Almond	2031A	—
Brown	2031B	—
Ivory	2031V	2731V
Light Almond	2031LA	—
White	2031W	2731W



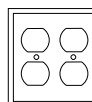
1 Gang Duplex Receptacle

Color	Catalog No.	
	Mid-Size	Oversize
Almond	2032A	—
Brown	2032B	2142B
Ivory	2032V	2142V
Light Almond	2032LA	—
White	2032W	2142W



2 Gang Duplex Receptacle

Color	Catalog No.	
	Mid-Size	Oversize
Almond	2050A	—
Ivory	2050V	2750V
Light Almond	2050LA	—
White	2050W	2750W





Standard Grade Thermoset Wallplates

Mid-Size
and Oversize

Standard Thermoset Wallplates

FEATURES

- Non-flammable thermoset phenolic or urea.
- Flush-fitting, warp-resistant design.
- Mid-Size wallplates are 0.375" (9.53mm) longer and wider than standard to cover large wall board openings.
- Oversize wallplates are 0.75" (19.05mm) longer and wider than standard to cover large wall board openings.
- Matching mounting screws provided.

INDUSTRIAL
COMMERCIAL
RESIDENTIAL

0-37 WALLPLATES

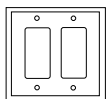


Decorator

1 Gang

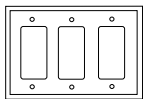
Color	Catalog No.	
	Mid-Size	Oversize
Almond	2051A	—
Brown	2051B	—
Ivory	2051V	2751V
Light Almond	2051LA	—
White	2051W	2751W

2 Gang



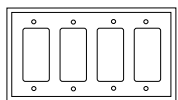
Color	Catalog No.	
	Mid-Size	Oversize
Almond	2052A	—
Ivory	2052V	—
Light Almond	2052LA	—
White	2052W	—

3 Gang



Color	Catalog No.	
	Mid-Size	Oversize
Almond	2063A	—
Ivory	2063V	—
Light Almond	2063LA	—
White	2063W	—

4 Gang



Color	Catalog No.	
	Mid-Size	Oversize
Almond	2064A	—
Ivory	2064V	—
Light Almond	2064LA	—
White	2064W	—

TESTING & CODE COMPLIANCE

- UL and cUL Listed, UL File #E33216
- Meets current Federal Specifications as tested to UL 514
- Meets all CSA requirements, C22.2 no. 42.1, CSA file #9294 (4413-02).

MATERIAL CHARACTERISTICS

Temperature Rating:
-40°C to 65°C.

Standard Grade Thermoset Wallplates

Mid-Size
and Oversize



INDUSTRIAL
COMMERCIAL
RESIDENTIAL

0-38
WALLPLATES

TESTING & CODE COMPLIANCE

- UL and cUL Listed, UL File #E33216
- Meets current Federal Specifications as tested to UL 514
- Meets all CSA requirements, C22.2 no. 42.1, CSA file #9294 (4413-02).

MATERIAL CHARACTERISTICS

Temperature Rating:
-40°C to 65°C.

Standard Thermoset Wallplates

FEATURES

- Non-flammable thermoset phenolic or urea.
- Flush-fitting, warp-resistant design.
- Mid-Size wallplates are 0.375" (9.53mm) longer and wider than standard to cover large wall board openings.
- Oversize wallplates are 0.75" (19.05mm) longer and wider than standard to cover large wall board openings.
- Matching mounting screws provided.

Blank

1 Gang - Box-Mounted

Color	Catalog No.	
	Mid-Size	Oversize
Almond	2029A	—
Brown	2029B	—
Ivory	2029V	2729V
Light Almond	2029LA	—
White	2029W	2729W



2 Gang - Box-Mounted

Color	Catalog No.	
	Mid-Size	Oversize
Ivory	2037V	—
White	2037W	—



Combination

2 Gang Toggle and Duplex Receptacle

Color	Catalog No.	
	Mid-Size	Oversize
Almond	2038A	—
Brown	2038B	2148B
Ivory	2038V	2148V
Light Almond	2038LA	—
White	2038W	2148W



2 Gang Toggle and Decorator

Color	Catalog No.	
	Mid-Size	Oversize
Almond	2053A	—
Ivory	2053V	—
Light Almond	2053LA	—
White	2053W	—



Telephone and Coaxial

1 Gang 0.375" (9.53mm) Hole

Color	Catalog No.	
	Mid-Size	Oversize
Ivory	2028V	2728V
White	2028W	2728W





Sectional Thermoplastic Wallplates

Sectional Wallplates for Multi-Gang Installation

FEATURES

- Easy to snap together and lock.
- Mid-size design to fit over most existing wall openings.
- Thermoplastic construction for durability and flexibility.
- Available in the 5 most popular openings: Duplex receptacle, Decorator style, Toggle switch, Single power receptacle, Blank (with metal yoke).
- Screws are already attached for easy mounting.
- Unique Screw-Catch™ feature holds mounting screw captive for easy installation.
- Available in Ivory and White.

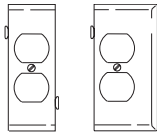
It's easy! Just snap together and install.

INDUSTRIAL
COMMERCIAL
RESIDENTIAL

0-39
WALLPLATES

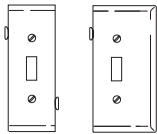
Sectional Wallplates for Multi-Gang Installation

Duplex Receptacle



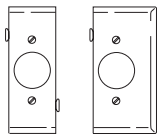
Description	Color	Catalog No.
Center Plate	Ivory	STC8V
	White	STC8W
End Plate	Ivory	STE8V
	White	STE8W

Toggle Switch



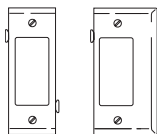
Description	Color	Catalog No.
Center Plate	Ivory	STC1V
	White	STC1W
End Plate	Ivory	STE1V
	White	STE1W

Single Receptacle 1.406" (35.71mm) Hole



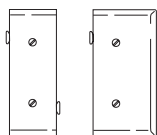
Description	Color	Catalog No.
Center Plate	Ivory	STC7V
	White	STC7W
End Plate	Ivory	STE7V
	White	STE7W

Decorator



Description	Color	Catalog No.
Center Plate	Ivory	STC26V
	White	STC26W
End Plate	Ivory	STE26V
	White	STE26W

Blank Strap Mount (includes metal yoke)



Description	Color	Catalog No.
Center Plate	Ivory	STC14V
	White	STC14W
End Plate	Ivory	STE14V
	White	STE14W

TESTING & CODE COMPLIANCE

- UL and cUL Listed, UL File #E33216
- Meets current Federal Specifications as tested to UL 514
- Meets all CSA requirements, C22.2 no. 42.1, CSA file #9294 (4413-02).

MATERIAL CHARACTERISTICS

Temperature Rating:
-40°C to 65°C.

Commercial Specification Grade Solid Brass Wallplates

Standard Size



INDUSTRIAL
COMMERCIAL
RESIDENTIAL

0-40
WALLPLATES

TESTING & CODE COMPLIANCE

- UL and cUL Listed, (file no. E92003).
- Meets current Federal Specifications as tested to UL 514

MATERIAL CHARACTERISTICS

70/30 alloy #26c

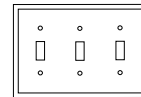

Commercial Grade Solid Brass – Standard Size

FEATURES

- Offers excellent strength and corrosion-resistant properties.
- Plates are 0.040" (1.02mm) thick.
- Matching brass-plated steel screws resist damage during installation.
- Transparent lacquer coating prevents oxidation, lowers maintenance.
- Elegant, low-luster satin finish resists finger marks.
- Polished, brass-mirror finish a stylish design accent.
- All plates are coated with crystal-clear, removable PVC to safeguard surface during handling and installation.

Toggle Switch

Description	Catalog No.	
	Satin	Polished
1 Gang	94071	64071
2 Gang	94072	64072
3 Gang	94073	64073



Receptacle

Description	Catalog No.	
	Satin	Polished
1 Gang Single with 1.41" (35.81mm) Hole	94091	64091
1 Gang Duplex	94101	64101
2 Gang Duplex	94102	64102





Commercial Specification Grade Solid Brass Wallplates

Standard Size

Specification Grade Solid Brass – Standard Size

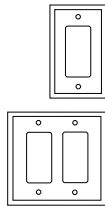
FEATURES

- Offers excellent strength and corrosion-resistant properties.
- Plates are .040" (1.02mm) thick.
- Matching brass-plated steel screws resist damage during installation.
- Transparent lacquer coating prevents oxidation, lowers maintenance.
- Elegant, low-luster satin finish resists finger marks.
- Polished, brass-mirror finish a stylish design accent.

INDUSTRIAL
COMMERCIAL
RESIDENTIAL

0-41
WALLPLATES

Decorator



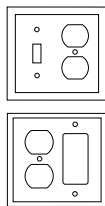
Description	Catalog No.	
	Satin	Polished
1 Gang	94401	64401
2 Gang	94402	64402

Blank



Description	Catalog No.	
	Satin	Polished
1 Gang	94151	64151

Combination



Description	Catalog No.	
	Satin	Polished
2 Gang Toggle and Duplex Receptacle	94532	64532
2 Gang Toggle and Decorator	94432	64432

TESTING & CODE COMPLIANCE

· Meets all UL514 requirements, file #E92003

MATERIAL CHARACTERISTICS

70/30 alloy

Pre-Marked Special Use Plates

Standard Size



INDUSTRIAL
COMMERCIAL
RESIDENTIAL

0-42
WALLPLATES

TESTING & CODE COMPLIANCE

- UL Listed, UL File #E32003
- Meets current Federal Specifications as tested to UL 514
- Meets all CSA requirements, C22.2 no. 42.1; CSA file # 9294 (4413-02).

MATERIAL CHARACTERISTICS

Type 304 Stainless Steel, non-magnetic, 0.032" (0.81mm) nominal thickness, satin finish. This alloy contains 18% chromium and 8% nickel for superior corrosion resistance.

Pre-Marked Special Use Plates

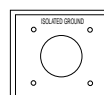
FEATURES

- “Isolated Ground” and “Emergency” plates have 0.188" (4.76 mm) high letters for easy identification.
- Stainless Steel wallplates are engraved.

Stainless Steel Wallplates

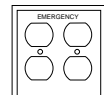
Isolated Ground

Description	Catalog No.
1 Gang Single Receptacle	IG97091
1 Gang Duplex Receptacle	IG93101
1 Gang Decorator	IG97061
1 Gang, 2 Mounting Holes – Fits 30-50-60A 2.12" (53.84mm) Diameter Device	IG9301C
1 Gang, 2 Mounting Holes – Fits 30-50-60A 1.562" (39.67mm) Diameter Device	IG7421C
2 Gang, 4 Mounting Holes – Fits 30-50-60A 2.44" (61.98mm) Diameter Device	IG4518C



Emergency

Description	Catalog No.
1 Gang Toggle	EM93071
1 Gang Duplex Receptacle	EM93101
2 Gang Duplex Receptacle	EM93102





Pre-Marked Special Use Plates

Standard
Mid-Size




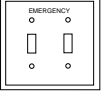
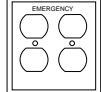
Pre-Marked Special Use Plates

FEATURES

- “Isolated Ground” and “Emergency” plates have 0.188" (4.76 mm) high letters for easy identification.
- Indelible printing on Thermoplastic pre-marked plates guaranteed not to fade, bleed or rub off.

Specification Grade High-Impact Thermoplastic Wallplates

Emergency

Description	Color	Catalog No.	
		Standard	Mid-Size
 1 Gang Toggle Switch	Red	EM5134RD	PJ1EM
 1 Gang Duplex Receptacle	Red	EM5132RD	PJ8EM
 1 Gang Decorator	Red		PJ26EM
 2 Gang Toggle Switch	Red	EM5159RD	PJ2EM
 2 Gang Duplex	Red		PJ82EM

INDUSTRIAL
COMMERCIAL
RESIDENTIAL

0-43
WALLPLATES

TESTING & CODE COMPLIANCE

- UL and cUL Listed, UL File #E33216
- Meets current Federal Specifications as tested to UL 514
- Meets all CSA requirements, C22.2 no. 42.1, CSA file #9294 (4413-02).

MATERIAL CHARACTERISTICS

Meets flammability requirements per UL 94, V2 rated.
Temperature Rating:
-40°C to 70°C.

Pre-Marked Special Use Plates

Standard
Mid-Size



INDUSTRIAL
COMMERCIAL
RESIDENTIAL

0-44
WALLPLATES

TESTING & CODE COMPLIANCE

- UL and cUL Listed, UL File #E33216
- Meets current Federal Specifications as tested to UL 514
- Meets all CSA requirements, C22.2 no. 42.1, CSA file #9294 (4413-02).

MATERIAL CHARACTERISTICS

Meets flammability requirements per UL 94, V2 rated. Temperature Rating: -40°C to 70°C.




Pre-Marked Special Use Plates

FEATURES



- “Isolated Ground” and “Emergency” plates have 0.188" (4.76 mm) high letters for easy identification.
- Indelible printing on Thermoplastic pre-marked plates guaranteed not to fade, bleed or rub off.

Specification Grade High-Impact Thermoplastic Wallplates



Isolated Ground

Description	Color	Catalog No.		
		Standard	Mid-Size	
1 Gang Single Receptacle with 1.406" (35.72mm) Hole	Orange	IG5131RN	PJ71GRN	
	Ivory	IG5131V		
1 Gang Duplex Receptacle	Gray	IG5132GY		
	Ivory	IG5132V		
	Orange	IG5132RN	PJ8IG	
	White	IG5132W		
1 Gang Decorator	Orange		PJ26IG	

Computer Only

Description	Color	Catalog No.		
		Standard	Mid-Size	
1 Gang Duplex	Ivory		PJ8COV	
	White		PJ8COW	
1 Gang Decorator	Blue		PJ26COBL	
	Ivory		PJ26COV	
	White		PJ26COW	

GFCI Protected

Description	Color	Catalog No.		
		Standard	Mid-Size	
1 Gang Duplex	Ivory		PJ8GFV	
	White		PJ8GFW	
1 Gang Decorator	Ivory		PJ26GFV	
	White		PJ26GFW	

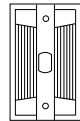
Commercial Specification Grade Thermoset Interchange Wallplates

Commercial Thermoset Interchange Wallplates

FEATURES

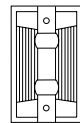
- Wallplates furnished with mounting straps. ■ Matching mounting screws provided.
- Made of heat-resistant thermoset phenolic or urea.

Specification Grade Thermoset Interchange Wallplates



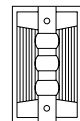
1 Gang 1 Device

Description	Color	Catalog No.
Vertical Opening	Ivory	957V
Horizontal Opening	Ivory	951V



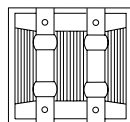
1 Gang 2 Device

Description	Color	Catalog No.
Horizontal Openings	Brown	952B
	Ivory	952V



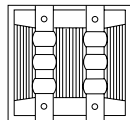
1 Gang 3 Device

Description	Color	Catalog No.
Horizontal Openings	Brown	953B
	Ivory	953V



2 Gang 4 Device

Description	Color	Catalog No.
Horizontal Openings	Ivory	954V



2 Gang 6 Device

Description	Color	Catalog No.
Horizontal Openings	Ivory	956V

Mounting Straps - Metal



Description	Catalog No.
Single Vertical Opening	911



Triple Horizontal Openings	913
----------------------------	-----

INDUSTRIAL
COMMERCIAL
RESIDENTIAL

0-45
WALLPLATES

**MATERIAL
CHARACTERISTICS**
Temperature Rating:
-40°C to 65°C.

Wallplate Accessories

Wall Protectors,
Adapters,
Wallplate Screws,
Plastic Bull's Eyes,
Pilot Light Lampholder

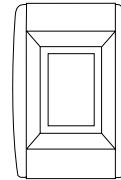
Wallplate Accessories

FEATURES

- Wall protectors are constructed of attractive, clear plastic and fit snug under standard wallplate.
- Adapters are designed to fit Decorator openings and convert them to fit other devices.

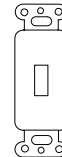

Wall Protectors

Description	Color	Catalog No.
1 Gang	Clear	1130*
2 Gang	Clear	1142*



Adapters

Description	Color	Catalog No.
Decorator to Blank	Almond	2160A
	Brown	2160B
	Ivory	2160V
	Light Almond	2160LA
	White	2160W
Decorator to Dimmer or Toggle	Almond	2161A
	Brown	2161B
	Ivory	2161V
	Light Almond	2161LA
	White	2161W



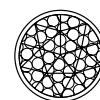
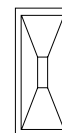
Wallplate Screws

Description	Use with	Color	Catalog No.
#6-32 x 1/2" (12.7mm) Baked Enamel	Toggle & Receptacle Wallplates	Almond	231A
		Brown	231B
		Ivory	231V
		Light Almond	231LA
		White	231W
		Brass	231BD
#6-32 x 1/2" (12.7mm) Nylon	Toggle & Receptacle Wallplates	Almond	232A
		Ivory	232V
		Light Almond	232LA
		White	232W
#6-32 x 5/16" (7.94mm) Baked Enamel	Decorator Wallplates	Almond	2231A
		Ivory	2231V
		Light Almond	2231LA
		White	2231W
		Stainless Steel	2231SS




Plastic Bull's Eyes

Description	Fits	Color	Catalog No.
Rectangular Indicator Light	Toggle Wallplate	Red	156
Round Indicator Light	Single Receptacle Wallplate	Red	157



Pilot Light Lampholder

Description	Use with	Catalog No.
Recessed Pilot Light with 6 Watt Clear S-6 Bulb	Louver Wallplate (see page 0-4)	153*



*Not UL Listed. Not CSA Certified. Not NOM.

INDUSTRIAL
COMMERCIAL
RESIDENTIAL

0-46
WALLPLATES

MATERIAL CHARACTERISTICS
Temperature Rating:
-40°C to 65°C.

Manual Contactors and Disconnect Switches

P

Manual Contactors & Disconnect Switches	P-1 – P-5
Industrial Specification Grade Switches	P-6
Non-fused Manual Disconnect Switches	P-7, P-8
Fused Manual Disconnect Switches	P-9, P-10
Manual Contactors & Disconnect Switches	P-11 – P-13



Feature for feature, the Cooper Wiring Devices line of finely engineered motor control contactor products is without equal. No other manufacturer produces such a broad selection of industrial grade switches. Considered by many to be the best that the industry has to offer, these rugged, reliable devices are built strong to assure you of many years of trouble-free performance in any environment.

This superior line of products includes durable watertight NEMA disconnect switches with and without overload protection. Our enclosed line of both fused and non-fused disconnect switches meet all applicable OSHA and NEC requirements for Lockout/Tagout control of directly wired, high-wattage equipment.

For proven, dependable and easy to install motor control requirements, your best solutions come from Cooper Wiring Devices.



Manual Switches, Contactors and Disconnects Designed to Provide the Safe, Dependable Equipment Control Required for Tough Industrial Use.

Cooper Wiring Devices' broad line is engineered for safe, dependable motor load disconnection. The line includes rugged Manual Motor Switches, Contactor Switches and Enclosed Disconnects for applications up to 60A where overload protection is supplied or not required. Motor Controllers come in 120-277, 250, 347 (Canada), and 600V/AC, plus 125 & 250V/AC/DC.

Our 600V/AC Manual Disconnect Switches are available as both fused and non-fused designs. Both types of disconnects combine an HP-rated switch in a compact, durable, watertight enclosure that's rated NEMA 3R, 4X and 12. The 30A non-fused disconnects comply with UL 508. The 30A fused switches are UL 98-compliant. All disconnects comply with OSHA Lockout/Tagout requirements.

COMMERCIAL
INDUSTRIAL
INSTITUTIONAL

P-Intro-1 MANUAL CONTACTORS & DISCONNECT SWITCHES



MANUAL MOTOR CONTROLLERS

- 20, 30, 40 & 60 Amps 600V/AC
- 2 pole, single phase
- 3 and 4 pole, poly-phase
- NEMA 1 & 3R enclosures



MANUAL DISCONNECTS

- Non-fused 30 & 60 Amp 600V/AC
- Fused 30A 600V/AC
- 3R, 4X and 12 Enclosure
- Complies with OSHA Lockout/Tagout Requirements

Manual Contactors & Disconnect Switches

Our AC and AC-DC switches provide dependable manual motor control when overload protection is provided separately or not required.

Switches

Ruggedly built and designed for dependability, Cooper Wiring Devices single-phase and three-phase switches provide trouble-free performance wherever manual motor control is required. Two-position AC switches are available in 20, 30, 40 and 60 amp ratings, and three-position AC-DC switches with a positive-stop center "off" position are rated at 5, 10, 20 and 30 amps.

APPLICATIONS

- Workshop bench equipment
- Commercial & industrial exhaust fans
- HVAC systems
- Factory and shop machine tools and welders
- Conveyor systems
- Processing systems
- Industrial fans and pumps
- Air compressors

Manual Contactors (Enclosure with switch)

We produce switch and enclosure combinations to suit a wide variety of indoor and outdoor applications. When assembled in our type 3R enclosures, Cooper Wiring Devices' switches are particularly well suited for use with commercial HVAC equipment in outdoor settings. All Cooper Wiring Devices' switches and manual contactors are direct beneficiaries of the century-long Arrow Hart tradition of unsurpassed quality.



COMMERCIAL
INDUSTRIAL
INSTITUTIONAL

P-Intro-2
MANUAL
CONTACTORS &
DISCONNECT
SWITCHES



Contactor Switches

Manual Contactors in Enclosures



NEMA Type 1

NEMA Type 3R



Manual Contactors & Disconnect Switches

AC and AC-DC Switches
and Manual Contactors
20A, 30A, 40A & 60A
250 & 600V/AC

Switch Ordering Information

**Proven design and innovative features
make our switches easy to install and operate.**

FEATURES

- Compact design provides extra wiring room for easy, fast installation.
- Easy-to-read electrical ratings on rugged steel mounting straps ensure accurate identification.
- Highly visible “ON/OFF” markings on large, rugged toggles make the switch easy to operate and reduce the risk of errors.
- Cam and roll design provides dependable, trouble-free switch action.
- Distinct wire pockets and thick-wall arc barriers prevent strands from straying.
- Robust, single-piece, moveable and stationary contact arms with large silver-cadmium buttons limit heat build-up for excellent continuity and long life.
- Screw and clamp or box lug terminals to meet individual project requirements.

COMMERCIAL
INDUSTRIAL
INSTITUTIONAL

P-1
MANUAL
CONTACTORS &
DISCONNECT
SWITCHES

Two-Position Switches, Maintained Contact, Single Throw

	Poles	Amps	Volts	Termination Style	Max. AWG Wire Size	Horsepower Rating				Catalog No.
						120V/AC	240V/AC	480V/AC	600V/AC	
SINGLE PHASE	2	20	600V/AC	Back & side wired screw	10	2	3	5	7.5	AH6808UDAC
	2	20	600V/AC	Front wired screw wired screw	10	2	2	2	2	AH6808UD
	2	30	250V/AC	Back & side	10	2	3	5	7.5	AH6808UDAC
	2	30	250V/AC	Front wired screw	10	2	2	2	2	AH6808UD
	2	30	600V/AC	Front wired screw	10	2	5	7.5	7.5	AH6810U ¹
	2	40	600V/AC	Back & side wired screw	8 w/ring terminal		5			AH6808UCO
	2	40	600V/AC	Side wired screw & clamp	8	3	5	15	15	AHMC240C ¹
	2	40	600V/AC	Side wired box lug	4	3	5	15	15	AHMC240L
	2	60	600V/AC	Side wired box lug	4	3	5	15	15	AHMC260L
	THREE PHASE	3	30	600V/AC	Front wired screw screw & clamp	10	3	7.5	15	15
3		40	600V/AC	Side wired	8	3	7.5	15	20	AHMC340C ¹
3		40	600V/AC	Side wired box lug	4	3	7.5	15	20	AHMC340L
3		60	600V/AC	Side wired box lug	4	5	10	25	30	AHMC360L
MULTI PHASE	4	20	600V/AC	Front wired screw	10	2	2	2	2	AH8808UD
		30	250V/AC							

¹Supplied with Robertson screws when ordered in Canada.

² In Canada, order Catalog No. AH7810U.

TESTING & CODE COMPLIANCE

- UL 508 – Industrial Control Equipment
- CSA Certified to C22.2 No. 14 – Industrial Control Equipment

Manual Contactors & Disconnect Switches

AC and AC-DC Switches
and Manual Contactors
5A, 10A, 20A & 30A
125, 250 & 600V/AC, V/AC/DC



COMMERCIAL
INDUSTRIAL
INSTITUTIONAL

P-2
MANUAL
CONTACTORS &
DISCONNECT
SWITCHES

Switch Ordering Information

Proven design and innovative features
make our switches easy to install and operate.

FEATURES

- Compact design provides extra wiring room for easy, fast installation.
- Easy-to-read electrical ratings on rugged steel mounting straps ensure accurate identification.
- Highly visible "ON/OFF" markings on large, rugged toggles make the switch easy to operate and reduce the risk of errors.
- Cam and roll design provides dependable, trouble-free switch action.
- Distinct wire pockets and thick-wall arc barriers prevent strands from straying.
- Robust, single-piece, moveable and stationary contact arms with large silver-cadmium buttons limit heat build-up for excellent continuity and long life.
- Screw and clamp or box lug terminals to meet individual project requirements.

Three-Position, Two Circuit with Center "OFF" Maintained Contact

Poles	Amps	Volts	Termination Style	Max. AWG Wire Size	Horsepower Rating			Catalog No.	
					AC	AC-DC	DC	Black	Ivory
					240V/AC	250V	250V		
DPDT	5	600V/AC	Side wired screw	10	2		1.5	AH4361	AH4361I
	10	250V/AC/DC							
DPDT	20	125V/AC/DC	Side wired screw	10		2		AH4371	AH4371I
	30	250V/AC/DC							

SINGLE PHASE

Three-Position, Two Circuit with Center "OFF" Momentary Contact

Poles	Amps	Volts	Termination Style	Catalog No.	
				Black	Ivory
SPDT	5	250V/AC	Side wired screw	AH4354	AH4354I
	10	125V/AC	Side wired screw		
DPDT	5	250V/AC	Side wired screw	AH4355	AH4355I
	10	125V/AC	Side wired screw		
SPDT	5	250V/AC/DC	Side wired screw	AH4356	AH4356I
	10	125V/AC/DC	Side wired screw		
DPDT	5	250V/AC/DC	Side wired screw	AH4357	AH4357I
	10	125V/AC/DC	Side wired screw		



Manual Contactors & Disconnect Switches

Manual Contactors

Manual Contactor Ordering Information

Cooper Wiring Devices builds manual contactors to meet the demands of a variety of indoor and outdoor environments.

FEATURES AND BENEFITS

- Totally enclosed body eliminates exposed contacts.
- Enclosures can be padlocked to conform to OSHA lockout requirements.
- Cam and roll design provides dependable, trouble-free switch action.
- Double-break, silver-alloy, butt-type contacts provide long life.
- Separate arc-quenching chambers isolate each pole.
- Front terminals are designed for easy wiring.

COMMERCIAL
INDUSTRIAL
INSTITUTIONAL

P-3
MANUAL
CONTACTORS &
DISCONNECT
SWITCHES

Manual Contactors – Catalog No.

Switch Only (see ratings on previous page)	Enclosure With Switch		Enclosure Only			
	Type 1	Type 3R	Type 1, Single Gang	Type 1, Double Gang	Type 1, Double Gang Deep	Type 3R
AH6808UDAC	AH6808GDAC	AH6808WDAC ³	AHN1GD			*
AH6808UD	AH6808GD				AHN1GD2D	
AH6810U	AH6810G	AH6810W ⁴	AHN1GD			AHN3WD
AH6808UCO ⁵						
AHMC240C	AHMC240C-1	AHMC240C-3		AHN1GD2		AHN3WD
AHMC240L	AHMC240L-1	AHMC240L-3		AHN1GD2		AHN3WD
AHMC260L	AHMC260L-1	AHMC260L-3			AHN1GD2D	AHN3WD
AH7810UD	AH7810GD ⁶	AH7810WD	AHN1GD			AHN3WD
AHMC340C	AHMC340C-1	AHMC340C-3		AHN1GD2		AHN3WD
AHMC340L	AHMC340L-1	AHMC340L-3		AHN1GD2		AHN3WD
AHMC360L	AHMC360L-1	AHMC360L-3			AHN1GD2D	AHN3WD
AH8808UD	AH8808GD***	AH8808WD			AHN1GD2D	**
AH4361	AH27940G		**			
AH4371 ⁷						

³ AH6808WDAC includes a copper-free aluminum back box and cover.

⁴ In Canada, order Catalog No. AH6810WR.

⁵ AH6808UCO may be installed in a N1GD Type 1 or N3WD Type 3R enclosure.

⁶ Add suffix B to Catalog No. for larger enclosure. Order AH7810GDB for AHN1GD2 enclosure.

See dimensions for enclosures on page P-11.

⁷ AH4371 does not fit standard enclosure due to length of switch (see dimensions on page P-11), normally panel mounted.

* Crouse-Hinds FSC2-SA box and DS185 cover.

**Enclosure only not available.

***AH8808GD is standard in AHN1GD2 double gang box.

Switch Only (see ratings on previous page)	Type 4 Watertight, Type 5 Dusttight	Type 3, 7, & 9 For Hazardous Locations ⁸	
		Class I, Div. 1 & 2, Groups C, D Class II, Groups E, F, G	Switch With Cover Plate For Flush Mounting
AH6808UDAC			AH6808FDAC
AH6810U		AH6810E	AH6810F
AH7810UD		AH7810ED	AH7810FD
AH8808UD	AH8808WD	AH8808ED	

⁸ Type 3, 7 & 9 enclosure includes back box of iron with galvanized and acrylic paint finish. Cover is copper-free aluminum.

TESTING & CODE COMPLIANCE

- UL 508 – Industrial Control Equipment
- CSA Certified to C22.2 No. 14 – Industrial Control Equipment

Manual Contactors & Disconnect Switches

Manual Contactor Switches



AHMC 40 and 60 Series

- 2 pole and 3 pole, 40 and 60 amp 600V/AC.
- Most compact switch available.
- High impact-resistant, glass-filled nylon construction.
- 40 amp available with screw and clamp or box lug terminations.
- 60 amp available with box lug terminations.
- Captive termination screws.
- Two sets of contacts per pole distribute load and make/break action for long, reliable duty.



AH6808UDAC, AH6808UCO

- 2 pole, 20, 30 and 40 amp 600V/AC.
- Very compact.
- Back and side-wire, spring-loaded screw terminations.
- Fits all standard wallplates and covers.
- Wraparound fiber terminal shield provides additional insulation when installed in single-gang boxes.
- High impact-resistant thermoplastic lever.



AH6810U, AH7810UD

- 2 pole and 3 pole, 30 amp 600V/AC.
- Front-wire screw termination.
- Termination screws are removable for use with ring terminal.
- Heavy duty brass contact arms with large silver buttons.
- Two sets of contacts per pole distribute load and make/break action for long, reliable duty.



AH6808UD, AH8808UD

- 2 pole and 4 pole, 20 amp 600 V/AC; 30 amp 250V/AC.
- Quick-make/quick-break wiping action.
- AC rated.
- Panel or box mounting.
- Front-wire screw termination.
- Termination screws are removable for use with ring terminal.



AH4361/AH4371

- 2 pole, 5 amp 600 V/AC, 10, 20 and 30 amp 125-250V/AC/DC.
- Three-position, double throw, maintained contact.
- Positive stop in center "off" position for motor-reversing and speed-control applications.
- Lever cannot be moved from one position to other side without first stopping in the center "off" position.
- Heavy duty copper contacts and brass terminals.
- Quick-make/quick-break actuation - rated AC and DC.



COMMERCIAL
INDUSTRIAL
INSTITUTIONAL

P-4
MANUAL
CONTACTORS &
DISCONNECT
SWITCHES

TESTING & CODE COMPLIANCE


- UL 508 – Industrial Control Equipment
- CSA Certified to C22.2 No. 14 – Industrial Control Equipment



Manual Contactors & Disconnect Switches

Materials for
Switches & Enclosures

Switched Enclosures



FEATURES

- Enclosures can be padlocked in conformance to OSHA lockout requirements.
- Thick steel 0.060" (1.52mm) construction with gray, baked enamel finish.
- Knockouts:
 - Type 1 enclosure - 0.500" (12.70mm), 0.750" (19.05mm) concentric knockout top and bottom.
 - Type 3R enclosure - two 0.500" (12.70mm), 0.750" (19.05mm), 1.0" (25.40mm) concentric knockouts on bottom.
- Screw-style ground terminal in Type 1 single gang takes up to a #10-14 AWG wire. All other enclosures include lug-style ground terminal which accommodates #4-14 AWG wire.
- AH6808WDAC includes a copper-free aluminum back box and cover.
- Type 3, 7 & 9 enclosure includes back box of iron with galvanized and acrylic paint finish. Cover is copper-free aluminum.

Standard Materials for Switches and Enclosures

Item	Switch Model Catalog No.				
	AH6808UDAC, AH6808UCO	AH6810U, AH7810UD	AH6808UD, AH8808UD	AHMC Series	AH4361, AH4371
Mounting Strap	Plated steel	Plated steel	Plated steel	Plated steel	Plated steel
Toggle	Thermoplastic	Glass-filled nylon	Thermoplastic	Glass-filled nylon	Thermoplastic
Base	Urea thermoset	Urea thermoset	Thermoset plastic	Glass-filled nylon	Thermoset plastic
Cover	Urea thermoset	Urea thermoset	Thermoset plastic	Glass-filled nylon	Thermoset plastic
Contacts	Brass with silver-cadmium buttons	Brass with silver-cadmium buttons	Copper	Brass with silver-cadmium buttons	Copper
Box Lug	-	-	-	Brass with steel screw	-
Terminal Screw	Brass	Brass	Brass	Nickel-plated brass	Brass
Terminal Clamp	Steel	-	-	Brass	-
Type 1 Enclosure	Cold-rolled steel with polyester urethane finish	Cold-rolled steel with polyester urethane finish	Cold-rolled steel with polyester urethane finish	Cold-rolled steel with polyester urethane finish	Cold-rolled steel with polyester urethane finish
Type 3R Enclosure	Die-cast aluminum	Cold-rolled steel with polyester urethane finish	Cold-rolled steel with polyester urethane finish	Cold-rolled steel with polyester urethane finish	-
Type 3, 7 & 9 Enclosure	-	Iron-alloy cast body with electrogalvanized and aluminum acrylic paint; Copper-free aluminum cast cover	-	-	-
Cover Plates For Flush Mounting	Stainless steel	Painted gray steel	-	-	-

COMMERCIAL
INDUSTRIAL
INSTITUTIONAL

P-5
MANUAL
CONTACTORS &
DISCONNECT
SWITCHES

TESTING & CODE COMPLIANCE

- UL 508 - Industrial Control Equipment
- CSA Certified to C22.2 No. 14 - Industrial Control Equipment

Industrial Specification Grade Switches

15, 20, 30A 120/277V/AC
Grounding
15, 20A 347V/AC



COMMERCIAL
INDUSTRIAL
INSTITUTIONAL

P-6
MANUAL
CONTACTORS &
DISCONNECT
SWITCHES

TESTING & CODE COMPLIANCE

- UL file 18704
- CSA file 10016 (6421-05). Meets all CSA requirements, C.22.2 no. 111, except as noted.
- cUL Certified for Canada to C.22.2 no. 111 (file no. E12339) for 18201, 18202, 18203.
- NOM Certified, except as noted.

MATERIALS CHARACTERISTICS

Meets flammability requirements per UL 94.
Temperature Rating: -40°C to 65°C,

AC Quiet Switches

FEATURES

- Industrial design cam action mechanism insures quiet switch action.
- Color-coded faces identify amperage: blue=15 amp, red=20 amp, green=30 amp.
- Automatic grounding system eliminates need for bonding jumper in grounded metal enclosure.
- Tapered lead-in slots on back wiring holes assist in gathering stranded wires for faster, more secure connections.
- Back and side wire terminals accept up to #10 solid or stranded wire.
- Ground screw terminal standard.
- 0.050" (1.27mm) thick steel mounting strap zinc-plated for corrosion resistance.
- 120/277V/AC rating ideal for fluorescent lighting fixtures typical in commercial applications.
- Combination head: slot/Phillips screws; slot/Robertson screws provided on 347V.

Back and Side Wire

Rating A	V/AC	Color	Catalog No.			
			Single-Pole	Double-Pole	3-Way	4-Way
15	120/277	Brown	1201B	1202B	1203B	1204B
		Gray	1201GY	1202GY	1203GY	1204GY
		Ivory	1201V	1202V	1203V	1204V
		Red	1201RD	—	1203RD	—
		White	1201W	1202W	1203W	1204W
20	120/277	Brown	2221B	2222B	2223B	2224B
		Gray	2221GY	2222GY	2223GY	2224GY
		Ivory	2221V	2222V	2223V	2224V
		Red	2221RD	2222RD	2223RD	2224RD
		White	2221W	2222W	2223W	2224W
30	120/277	Brown	3031B	3032B	3033B*	3034B*
		Ivory	3031V	3032V	3033V*	3034V*
		Red	3031RD	3032RD	3033RD*	3034RD*
		White	3031W	3032W	3033W*	3034W*


* Not CSA approved or NOM certified

Back and Side Wire—CANADIAN VERSION


Rating A	V/AC	Color	Catalog No.			
			Single-Pole	Double-Pole	3-Way	4-Way
15	347	Brown	18201B	18202B	18203B	18204B
		Ivory	18201V	18202V	18203V	18204V
		White	18201W	—	18203W	—
20	347	Brown	18221B	18222B	18223B	18224B
		Ivory	18221V	18222V	18223V	18224V

Horsepower Rated for Motor Loads per UL20

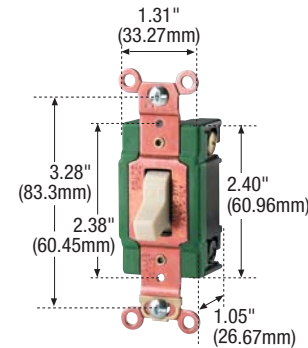
	120V/AC	240V/AC	Max Amps
15A	1/2 HP	2 HP	12A
20A	1 HP	2 HP	16A
30A	2 HP	2 HP	24A



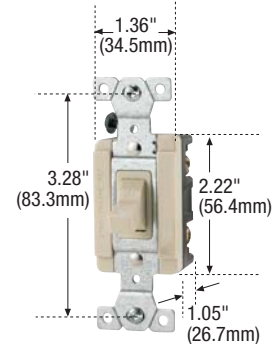
1201



2223



3032



18201



Non-fused Manual Disconnect Switches

Manual Disconnect Switches
30A, 60A, 100A, 600 V/AC
Without Overload Protection
Watertight NEMA 3R, 4X, 12 Enclosure

Non-fused Manual Disconnect Switches

Non-fused Switches: Compact and durable, Cooper Wiring Devices non-fused switches are the answer for safe motor load disconnects.

Our 30 and 60 amp 600V/AC non-fused manual disconnect switches combine a horse-power-rated switch in a durable, watertight NEMA 3R, 4X, 12 enclosure. They meet all applicable OSHA and NEC® requirements for

Lockout/Tagout control of directly wired, high-wattage equipment where overload protection is not required. All are built to the highest industry standards.

APPLICATIONS

- Manufacturing equipment in factories
- Agricultural facilities and food processing
- Automotive garages
- Assembly plants
- Maritime applications
- Processing plants

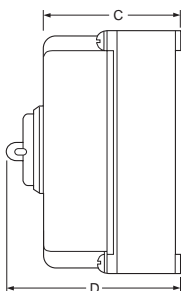
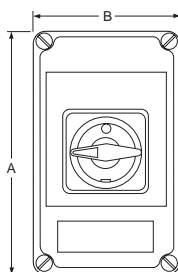
COMMERCIAL
INDUSTRIAL
INSTITUTIONAL

P-7 MANUAL CONTACTORS & DISCONNECT SWITCHES

Non-fused Manual Disconnect Ordering Information

Amps*	Maximum Horsepower Rating-Voltage								Auxiliary Contacts	Catalog No.
	Single Phase				Three Phase					
	120V	200V	240V	200V	208V	240V	480V	600V		
30	2	5	5	10	10	10	20	30	Without Aux. Contacts With Aux. Contacts	AH30MS1B AH30MS1B-M2
60	3	7.5	10	15	15	20	40	50	Without Aux. Contacts With Aux. Contacts	AH60MS2B AH60MS2B-M2
100						25	50	50	With Aux. Contacts	AH100MS2-M2

* Note: The 30 amp switch is tested and approved at 40 amps, the 60 amp switch is tested and approved at 80 amps. See ratings inside enclosure or contact factory. Valox® is a registered trademark of General Electric, USA. Hubs not included. NEC® is a registered trademark of the National Fire Protection Association®.



Accessories

Switch Amperage	Description	Catalog No.
30	Auxiliary Contacts 1 NO, 1 NC, 6A 250V	AH30AUXB
60	Auxiliary Contacts 1 NO, 1 NC, 6A 250V	AH60AUXB
30	Replacement switch	AHBR30ANF
60	Replacement switch	AHBR60ANF
30 & 60	Replacement mounting feet kit	AHMSF

Dimensional Data (in inches and mm)

Enclosure Type	A	B	C	D
30 Amp	6.688" (169.86mm)	4.625" (117.48mm)	3.813" (96.84mm)	5.375" (136.55mm)
60 & 100 Amp	10.188" (258.76mm)	6.313" (160.34mm)	5" (127.00mm)	6.688" (169.86mm)

TESTING & CODE COMPLIANCE

- UL 508 – Industrial Control Equipment
- CSA Certified to C22.2 No. 14 – Industrial Control Equipment

Non-fused Manual Disconnect Switches

Watertight NEMA 3R, 4X, 12
Switch Enclosures



COMMERCIAL
INDUSTRIAL
INSTITUTIONAL

P-8
MANUAL
CONTACTORS &
DISCONNECT
SWITCHES

Non-fused Manual Disconnect Switches


**Rugged construction meets OSHA,
NEC® and NEMA safety requirements.**

FEATURES

- Meets NEC® Article 430 requirements for a separate disconnect switch within sight of all motor loads.
- Enclosures rated NEMA 3R, 4X, 12 for reliable performance in outdoor, washdown, corrosive and dusty applications.
- Formed-in-place continuous gasket ensures full perimeter sealing.
- Gasketed switch handle maintains NEMA 4X rating.
- Captive cover mounting screws will not fall out during assembly and are corrosion resistant (60 amp, non-metallic; 30 amp, stainless steel).
- Adjustable mounting feet included for flexible positioning options.
- Auxiliary contacts available for PLC signaling.

SHORT CIRCUIT RATING

- 30 amp switch: 10 kA, 600V/AC maximum when protected by 80 amp class RK5 fuses.
- 60 amp switch: 10 kA, 600V/AC maximum when protected by 110 amp class RK5 fuses.
- 100 amp switch: 10kA, 600V/AC maximum when protected by 250 amp RK1 fuses.



Removable DIN rail mounting switch allows easy wiring.

Large, clearly marked rotary handle provides a good grip, even for a gloved hand.

Lockable nylon handle complies with OSHA Lockout/Tagout requirements.

Valox® thermoplastic enclosure provides high impact strength and excellent corrosion resistance.

TESTING & CODE COMPLIANCE

- UL 508 – Industrial Control Equipment
- CSA Certified to C22.2 No. 14 – Industrial Control Equipment



Fused Manual Disconnect Switches

Manual Disconnect Switches
30A, 600V/AC
With Overload Protection
Watertight NEMA 3R, 4X, 12 Enclosure

Fused Manual Disconnect Switches

Fused Switches: Heavy duty, horsepower-rated disconnect switches in a watertight enclosure provides fused switch control of directly wired loads.

Our 30 amp 600V/AC fused manual disconnect switches combine a horsepower-rated switch in a durable, watertight NEMA 3R, 4X, 12 enclosure. They meet all applicable

OSHA and NEC® requirements for Lockout/Tagout control of directly wired, high-wattage equipment with overload protection.

COMMERCIAL
INDUSTRIAL
INSTITUTIONAL

P-9 MANUAL CONTACTORS & DISCONNECT SWITCHES

APPLICATIONS

- Manufacturing equipment in factories
- Agricultural facilities and food processing
- Automotive garages
- Assembly plants
- Maritime applications
- Processing plants

Fused Manual Disconnect Ordering Information

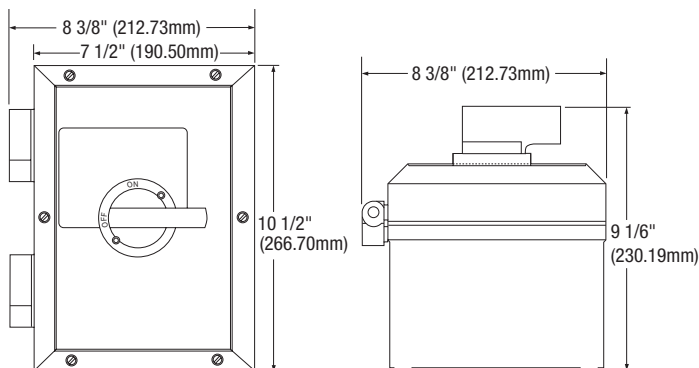
Amps	3 Phase	Maximum Horsepower Rating						Fuse Type	Auxiliary Contacts	Catalog No.
		110V	200V	Voltage AC		480V	600V			
30	Standard	1.5		3	5	7.5	J	Without Auxiliary Contacts	AH30MS2F	
	Maximum	3	5	7.5	7.5	15	20			
30	Standard	1.5		3	5	7.5	J	With Auxiliary Contacts	AH30MS2F-M2	
	Maximum	3	5	7.5	7.5	15	20			

Horsepower Ratings: Motors that exceed the standard horsepower rating may have a starting current that requires the use of appropriate time delay fuses. Hubs not included.

Accessories

Description	Catalog No.
Auxiliary Contacts 1 NO, 1 NC	AH30AUXF
Replacement Switch	AHBRS30AF
Replacement Mounting Feet Kit	AHMSF
Trunk Latch Kit	AHNTL01

Dimensional Data (in inches and mm)



TESTING & CODE COMPLIANCE

- UL 98 – Enclosed Switches
- CSA Certified to C22.2 No. 14 – Industrial Control Equipment

Fused Manual Disconnect Switches

Watertight NEMA 3R, 4X, 12 Switch Enclosures with Overload Protection



COMMERCIAL
INDUSTRIAL
INSTITUTIONAL

P-10
MANUAL
CONTACTORS &
DISCONNECT
SWITCHES

Fused Manual Disconnect Switches

Krydon® enclosures make our fused manual disconnect switches resistant to corrosion and heat.

FEATURES

- Class J fuses are accepted by the 30 amp fused switch.
- “No touch” fuse and switch contacts can only be accessed with the switch in the “OFF” position.
- Auxiliary contacts available for PLC signaling.
- Meets NEC® Article 430 requirements for a separate disconnect switch within sight of all motor loads.
- Enclosures rated NEMA 3R, 4X, 12 for reliable performance in outdoor, wash down, corrosive and dusty applications.
- Captive stainless steel cover mounting screws are sealed with O-rings for added moisture resistance.
- Hinged, gasketed cover is removable for easy installation.
- Adjustable mounting feet included for flexible positioning options.
- Trunk latch accessory prevents unauthorized removal of cover.


SHORT CIRCUIT RATING

Suitable for use on a circuit capable of delivering up to 100kA R.M.S. Symmetrical, 600V/AC maximum.



Krydon® fiberglass reinforced polyester enclosure provides high impact strength and excellent corrosion resistance.

Rugged nylon handle accepts up to three padlocks for compliance with OSHA Lockout/Tagout requirements.



Cover interlock prevents opening in the “ON” position.

Removable DIN rail mounting switch allows easy wiring.

Krydon® is a registered trademark of Cooper Crouse-Hinds.

TESTING & CODE COMPLIANCE

UL 98 – Enclosed Switches
· CSA Certified to C22.2 No. 14 – Industrial Control Equipment



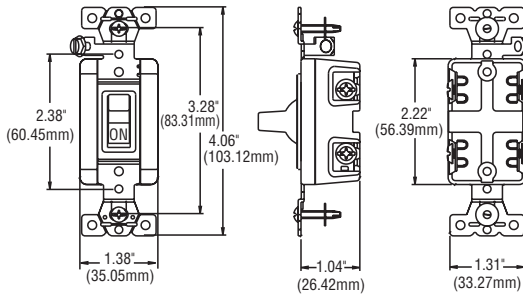
Manual Contactors & Disconnect Switches

Dimensional Data for Switches

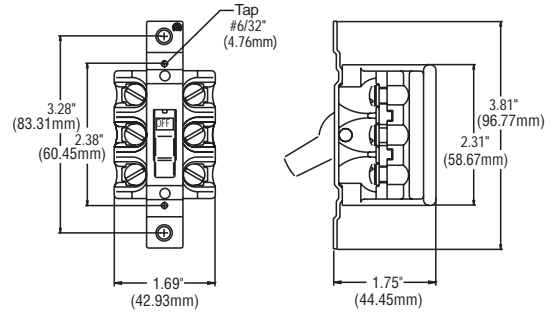
Switches

COMMERCIAL
INDUSTRIAL
INSTITUTIONAL

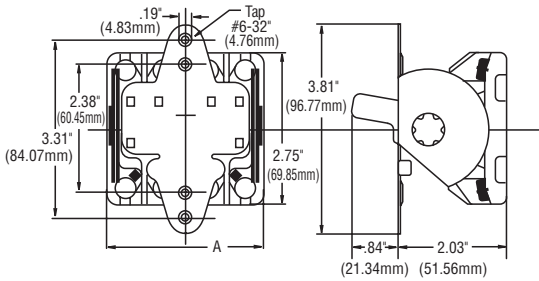
P-11 MANUAL CONTACTORS & DISCONNECT SWITCHES



AH6808UDAC, AH6808UCO



AH6810U, AH7810UD

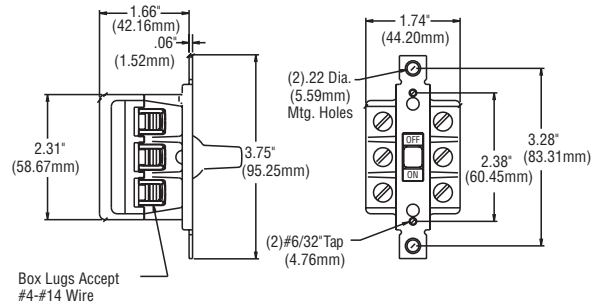


AH6808UD

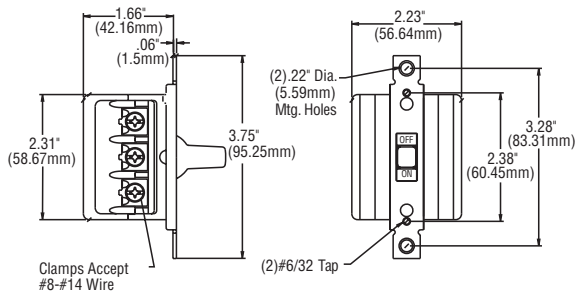
Dim A=1.44 (36.58mm)

AH8808UD

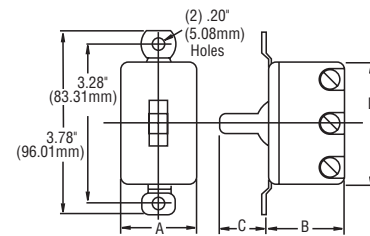
Dim A=3.00 (76.20mm)



AHMC240L, AHMC340L, AHMC260L, AHMC360L



AHMC240C, AHMC340C



	A	B	C	D
AH4361	1.59" (40.39mm)	1.66" (42.16mm)	0.66" (16.76mm)	2.50" (63.50mm)
AH4371	1.81" (45.97mm)	1.98" (50.29mm)	1.22" (30.99mm)	2.88" (73.15mm)

TESTING & CODE COMPLIANCE

- UL 508 – Industrial Control Equipment
- CSA Certified to C22.2 No. 14 – Industrial Control Equipment

Manual Contactors & Disconnect Switches

Dimensional Data for Enclosures



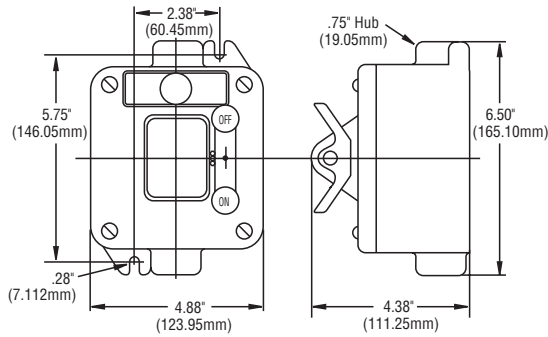
COMMERCIAL
INDUSTRIAL
INSTITUTIONAL

P-12 MANUAL CONTACTORS & DISCONNECT SWITCHES

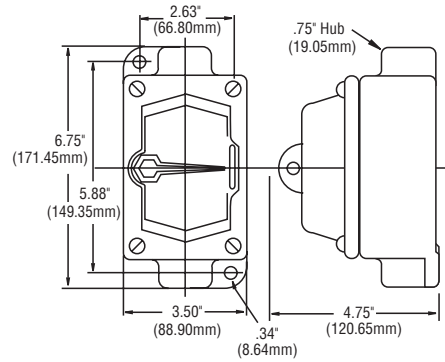
TESTING & CODE COMPLIANCE

- UL 508 – Industrial Control Equipment
- CSA Certified to C22.2 No. 14 – Industrial Control Equipment

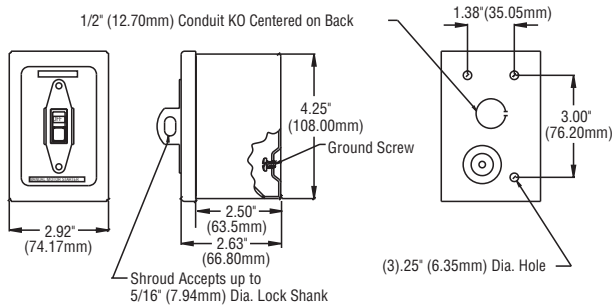
Enclosures



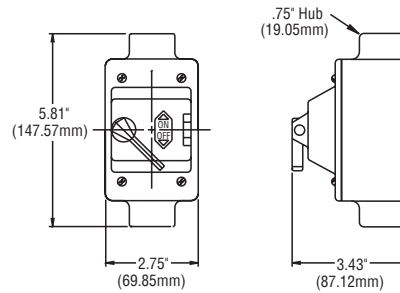
AH8808WD



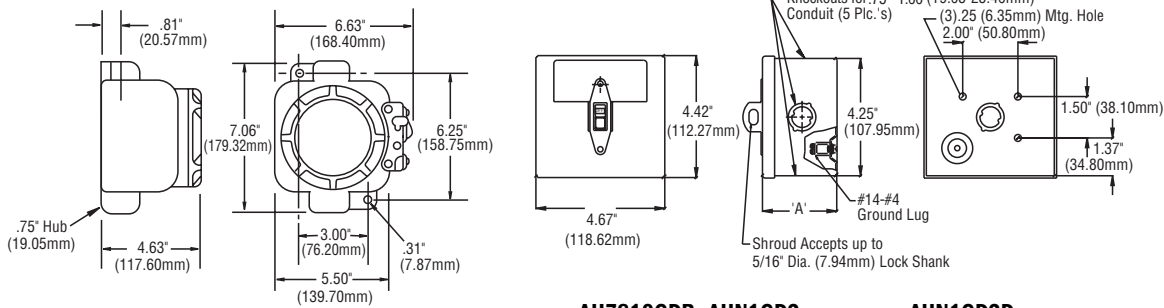
AH6810E, AH7810ED



AH27940G, AHN1GD



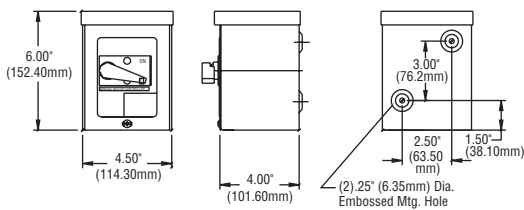
AH6808WDAC



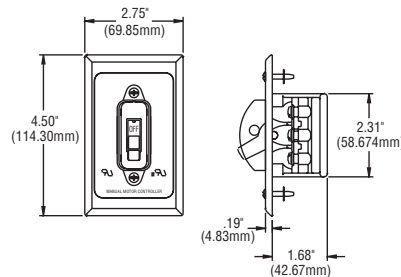
AH8808ED

AH7810GDB, AHN1GD2
Dim A=2.63" (66.80mm)

AHN1GD2D
Dim A=3.87" (98.30mm)



AHN3WD



AH6808FDAC (plate only, no toggle guard)
AH6810F, AH7810FD



Manual Contactors & Disconnect Switches

Enclosure Types:
NEMA, Canadian and NEC®

Typical Types of Enclosures

- **Type 3 Enclosures** are intended for outdoor use primarily to provide a degree of protection against windblown dust, rain, sleet, and external ice formation.
- **Type 3R Enclosures** are intended for outdoor use primarily to provide a degree of protection against falling rain, and external ice formation.
- **Type 4 Enclosures** are intended for indoor or outdoor use primarily to provide a degree of protection against windblown dust and rain, splashing water, hose-directed water, and external ice formation.
- **Type 4X Enclosures** are intended for indoor or outdoor use primarily to provide a degree of protection against corrosion, windblown dust and rain, splashing water, hose-directed water, and external ice formation.
- **Type 5 Enclosures** are intended for indoor use primarily to provide a degree of protection against settling dust, falling dirt, and dripping non-corrosive liquids.
- **Type 7 Enclosures** are for use indoors in locations classified as Class I, Groups A, B, C, or D, as defined in the National Electrical Code®.
- **Type 9 Enclosures** are for use in indoor locations classified as Class II, Groups E, F, or G, as defined in the National Electrical Code®.
- **Type 12 Enclosures** are intended for indoor use primarily to provide a degree of protection against circulating dust, falling dirt, and dripping non-corrosive liquids.

COMMERCIAL
INDUSTRIAL
INSTITUTIONAL

P-13 MANUAL CONTACTORS & DISCONNECT SWITCHES

TESTING & CODE COMPLIANCE

- UL 508 – Industrial Control Equipment
- UL 98 – Enclosed Switches
- CSA Certified to C22.2 No. 14 – Industrial Control Equipment

Wire Mesh Grips

Q

Strain Relief	Q-1 - Q-8
Support Grips	Q-9 - Q-28
Pulling Grips	Q-29 - Q-35



Wire mesh grips are true industry workhorses, suited to a wide variety of industrial, and OEM applications... and the Cooper Wiring Devices line of support, strain relief, and pulling grips is broad enough to meet them all.

Diversity is the hallmark of this product line. We can match your preference in style with a full selection that includes closed mesh and both lace closing and rod closing open-end designs. Our wide array of eye types accommodates an equally wide range of mounting configurations. We manufacture four different types of strain relief grips; five styles of support grips; and grips for light, low-tension and slack pulling, heavy-duty utility pulling, and cable-splicing applications. And we'll fabricate them from stainless steel, at your request.

And one more thing: since many of our wire mesh grips handle a wider range of cable diameters than our competition, you don't need to stock as many.

Wire Mesh Grips

Quick Reference Selection Guide

Strain Relief Grips

- Prevent cable pullout
- Reduce stress and strain on conductors at point of wire termination



Dusttight Wide Range
Indoor use.
Connects flexible cord to electrical enclosures.
TC Series



Deluxe Cord Grips
Indoor and outdoor use where cord is subjected to moisture. Wiring of pendant stations, processing equipment and hand tools.
DC Series



Flexible Metallic Conduit Grips
Connects liquidtight conduit to electrical enclosures. Provides a liquidtight seal and protects against cable damage caused by vibration, flexing, and strain.
LT Series



I - Grips
Indoor and outdoor use. Provides heavy-duty strain relief on plug and connector cord assemblies and portable equipment.
I Series

Support Grips

- Hold and support cables, metal rods, hose, and tubing



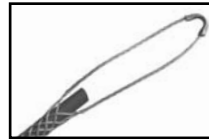
Bus Drop Support
Indoor use. Light-duty support for overhead flexible cables or bus drop cables.
BD Series




Standard Duty Support
Indoor and outdoor use. Supports vertical cable runs up to 99 feet and loads up to 600 pounds. Available in various mesh styles and attachment means.
SG Series



Heavy Duty Support
Indoor and outdoor use. Supports vertical cable runs over 100 feet and loads over 600 pounds. Closed mesh only, single and double eye.
SGT Series



Service Drop Support
Indoor and outdoor use. Supports light-duty cable, fiber optic cable, and service entrance cable.
SD Series



Conduit Riser
Supports vertical or sloping cable in schedule 40 standard rigid conduit.
R Series

Pulling Grips

- Reusable pulling tool



Utility Pulling
Indoor and outdoor use. Used for pulling and installing underground power cables, communication lines and service lines.
UP Series



Light Duty
Indoor and outdoor use. Light pulls in general underground electrical construction.
LP Series



Junior Pulling
Indoor use. Low tension pulls of insulated building wire through conduit.
LPJ Series



Slack
Indoor and outdoor use. Pulls slack for final placement of underground cable and removes old cable.
SK Series




Cable Splicing
Indoor and outdoor use. Temporary splicing of cables, hoses and wire rope. Protect cables and hoses from abrasion. Cable splice reinforcement.
SP Series

INDUSTRIAL

Q-Intro-1
WIRE MESH
GRIPS

Wire Mesh Grips

Catalog Number Ordering System



INDUSTRIAL

Q-Intro-2
WIRE MESH
GRIPS

Ordering is easy. We've made our catalog number ordering system logical and easy to use. There are eight descriptors in the wire mesh grip numbering system. These describe

eight key features that distinguish one product from another. Anywhere from two (e.g. I30) to five (e.g. RTL475) are required to create unique catalog numbers.

Descriptor Position in Catalog Number

Grip Type	One Or Two Mesh Strands	Eye Type	Mesh Type	Fitting Size	Fitting Type	Cable Range	Mesh Length
1	2	3	4	5	6	7	8

Grip Type

BD = Bus Drop	SG = Support Grip
DC = Deluxe Cord (Also DCF)	SK = Slack Pulling
I = I Grip	SP = Cable Splicing
LT = Liquidtight (Also LTB, LTFC, LTFIC, LTFR)	R = Conduit Riser
LP = Pulling (Also LPJ)	TC = Threaded Connector (Also TCI)
SD = Service Drop	UP = Utility Pulling

Number Of Strands

Blank = Single	T = Double
----------------	------------

Eye Type

D = Double	H = Hook	S = Single
F = Flexible	O = Offset	U = Universal Bail

Mesh Type

Blank = Closed	L = Lace Closing	R = Rod Closing
----------------	------------------	-----------------

Fitting Size

0 = 3/8" (.95cm)	2 = 3/4" (1.91cm)	4 = 1 1/4" (3.18cm)
1 = 1/2" (1.27cm)	3 = 1" (2.54cm)	Etc.

Fitting Type

00 = Straight	45 = 45 Degree	90 = 90 Degree
---------------	----------------	----------------

Cable Range


Depending upon the grip type, the last two, three, or four digits correspond to the minimum cable diameter for the grip.

Mesh Length

Used only for pulling grips (except LPJ series), the last two digits correspond to the mesh length.

Examples

1	I						30			=	I30
2	R	T		L	4		75			=	RTL475
3	DC				1	45	375			=	DC145375
4	SG	T	S				75			=	SGTS75
5	SK			R			75	10		=	SKR7510

**Instructions:**

1. Determine the number of cables to be supported or pulled.
2. Select the appropriate column under the heading Number of Cables in One Grip.
3. Locate the diameter of a single cable in the vertical column.
4. Identify the correct Grip Diameter Range in the last column on right.

Note: In the event that you are installing a split mesh grip and the diameter is the maximum of the range shown, select the next larger size.

Example:

Two cables each having a diameter of 0.59" (1.50cm) will be supported. If a closed mesh grip is being installed, the appropriate Grip Diameter Range would be 0.75"-0.99" (1.91-2.51cm). If a split mesh grip is being installed, the appropriate Grip Diameter Range would be 1.00"-1.24" (2.54 - 3.15cm).

INDUSTRIAL

Q-Intro-3
WIRE MESH
GRIPS

Wire Mesh Grips

Important Safety and Working Load Factors

Within certain families of grips, reference is made to an "approximate breaking strength". The approximate breaking strength represents an average calculation based upon actual tests on new, unused grips. Normal manufacturing conditions can produce a variation of as much as +/- 20% to the figures shown in our catalog.

In order to assure safe installation and performance, it is imperative that adequate safety factors be taken into consideration to compensate for varied operating conditions to which wire mesh grips are subjected.

Wire mesh grips should never be used to the approximate breaking strength. Under normal conditions, Cooper Wiring Devices recommends a safety factor of at least five (5) for pulling grips and ten (10) for support grips in order to calculate the maximum recommended working load for a grip.

To determine the maximum recommended working load for a grip, divide the approximate breaking strength by the safety factor. For example, if the approximate breaking strength for a pulling grip is 10,000 lbs., then the maximum recommended working load is 2,000 lbs., (10,000 divided by 5). Likewise, if a support grip has an approximate breaking strength of 5,000 lbs., then the maximum recommended working load is 500 lbs., (5,000 divided by 10).

Whenever the working load and holding power are critical, please consult Cooper Wiring Devices at 1-800-441-3177 ext. 4800 for product selection recommendations.

The warranty with regard to performance or fitness for use applies to new, unused grips that have been properly installed and maintained. Regular inspection of wire mesh grips that are in service is recommended.

Wire Mesh Grips

Cable Diameter/ Circumference Conversion Chart	
Diameter Range	Grip Circumference Range
.25"-.37"	0.78"-1.16"
.37"-.50"	1.16"-1.57"
.50"-.61"	1.57"-1.95"
.62"-.74"	1.95"-2.36"
.75"-1"	2.36"-3.14"
1"-1.25"	3.14"-3.93"
1.25"-1.5"	3.93"-4.71"
1.5"-1.75"	4.71"-5.50"
1.75"-2.0"	5.50"-6.28"
2.0"-2.5"	6.28"-7.85"
2.5"-3.0"	7.85"-9.42"
3.0"-3.5"	9.42"-11.00"
3.5"-4.0"	11.00"-12.57"
4.0"-4.5"	12.57"-14.14"
4.5"-5.0"	14.14"-15.71"

For grip with cables of different diameters: Measure circumference of all cables held together and use the Conversion Chart.

Cable Size AWG or MCM	Diameter	
	THHN	THW
14	0.105	0.162
12	0.122	0.179
10	0.153	0.199
8	0.201	0.259
6	0.257	0.323
4	0.328	0.372
3	0.356	0.401
2	0.388	0.433
1	0.450	0.508
1/0	0.491	0.549
2/0	0.537	0.595
3/0	0.588	0.647
4/0	0.646	0.705
250	0.716	0.788
300	0.771	0.843
350	0.822	0.895
400	0.869	0.942
500	0.955	1.030
600		1.120
700		1.190
750		1.220
1000		1.380


This chart is to be used as a guide only. Sizes may vary slightly by manufacturer.

AWG	Portable Cord Sizes Conductors			
	2	3	4	5
18 SO	.390	.410	.440	.500
18 SJO	.310	.330	.360	
16 SO	.410	.430	.490	.530
16 SJO	.330	.360	.390	
14 SO	.530	.560	.610	.680
12 SO	.610	.640	.680	.750
10 SO	.650	.690	.750	.820
8 SO	.810	.910	.990	1.080
6 SO	.930	1.010	1.100	1.200

Fraction to Decimal Point Equivalent	
Fraction	Decimal
1/8	0.125
1/4	0.250
3/8	0.375
1/2	0.500
5/8	0.625
3/4	0.750
7/8	0.875

To Select the Correct Grip Diameter Range When Supporting or Pulling Multiple Cables with Equal Diameters

Number of Cables in One Grip							Grip Diameter Range given in Inches (cm)
Dimensions given in inches (cm)							
2	3	4	5	6 and 7	8	9	
.30-.38 (.76-.97)	.25-.31 (.64-.79)	.22-.27 (.56-.69)	.19-.24 (.48-.61)	.17-.22 (.43-.56)	.15-.19 (.38-.48)	.14-.18 (.36-.46)	.50-.61 (1.27-1.55)
.38-.44 (.97-1.12)	.31-.36 (.79-.91)	.27-.31 (.69-.79)	.24-.29 (.61-.74)	.22-.26 (.56-.66)	.19-.23 (.48-.58)	.18-.21 (.46-.53)	.62-.74 (1.57-1.88)
.44-.59 (1.12-1.50)	.36-.49 (.91-1.24)	.31-.42 (.79-1.07)	.29-.38 (.74-.97)	.26-.34 (.66-.86)	.23-.31 (.58-.79)	.21-.28 (.53-.71)	.75-.99 (1.91-2.51)
.59-.75 (1.50-1.91)	.49-.63 (1.24-1.60)	.42-.54 (1.07-1.37)	.38-.48 (.97-1.22)	.34-.43 (.86-1.09)	.31-.39 (.79-.99)	.28-.35 (.71-.89)	1.00-1.24 (2.54-3.15)
.75-.90 (1.91-2.29)	.63-.76 (1.60-1.93)	.54-.65 (1.37-1.65)	.48-.58 (1.22-1.47)	.43-.52 (1.09-1.32)	.39-.46 (.99-1.17)	.35-.42 (.89-1.07)	1.25-1.49 (3.18-3.78)
.90-1.07 (2.29-2.72)	.76-.89 (1.93-2.26)	.65-.77 (1.65-1.96)	.58-.67 (1.47-1.70)	.52-.60 (1.32-1.52)	.46-.54 (1.17-1.37)	.42-.49 (1.07-1.24)	1.50-1.74 (3.81-4.42)
1.07-1.22 (2.72-3.10)	.89-1.02 (2.26-2.59)	.77-.88 (1.96-2.24)	.67-.77 (1.70-1.96)	.60-.69 (1.52-1.75)	.54-.62 (1.37-1.57)	.49-.56 (1.24-1.42)	1.75-1.99 (4.45-5.05)
1.22-1.53 (3.10-3.89)	1.02-1.28 (2.59-3.25)	.88-1.10 (2.24-2.79)	.77-.96 (1.96-2.44)	.69-.86 (1.75-2.18)	.62-.77 (1.57-1.96)	.56-.71 (1.42-1.80)	2.00-2.49 (5.08-6.32)
1.53-1.83 (3.89-4.65)	1.28-1.53 (3.25-3.89)	1.10-1.32 (2.79-3.35)	.96-1.16 (2.44-2.95)	.86-1.03 (2.18-2.62)	.77-.93 (1.96-2.36)	.71-.85 (1.80-2.16)	2.50-2.99 (6.35-7.59)
1.83-2.14 (4.65-5.44)	1.53-1.79 (3.89-4.55)	1.32-1.54 (3.35-3.91)	1.16-1.35 (2.95-3.43)	1.03-1.20 (2.62-3.05)	.93-1.08 (2.36-2.74)	.85-.99 (2.16-2.51)	3.00-3.49 (7.62-8.86)
2.14-2.44 (5.44-6.20)	1.79-2.05 (4.55-5.21)	1.54-1.76 (3.91-4.47)	1.35-1.54 (3.43-3.91)	1.20-1.37 (3.05-3.48)	1.08-1.24 (2.74-3.15)	.99-1.13 (2.51-2.87)	3.50-3.99 (8.89-10.13)
2.44-2.75 (6.20-6.99)	2.05-2.30 (5.21-5.84)	1.76-1.98 (4.47-5.03)	1.54-1.74 (3.91-4.42)	1.37-1.55 (3.48-3.94)	1.24-1.39 (3.15-3.53)	1.13-1.27 (2.87-3.23)	4.00-4.49 (10.16-11.40)
2.75-3.06 (6.99-7.77)	2.30-2.56 (5.84-6.50)	1.98-2.20 (5.03-5.59)	1.74-1.93 (4.42-4.90)	1.55-1.72 (3.94-4.37)	1.39-1.55 (3.53-3.94)	1.27-1.41 (3.23-3.58)	4.50-4.99 (11.43-12.67)



INDUSTRIAL

Q-Intro-4
WIRE MESH
GRIPS



INDUSTRIAL

Q-Intro-5

WIRE MESH GRIPS

Wire Mesh Grips

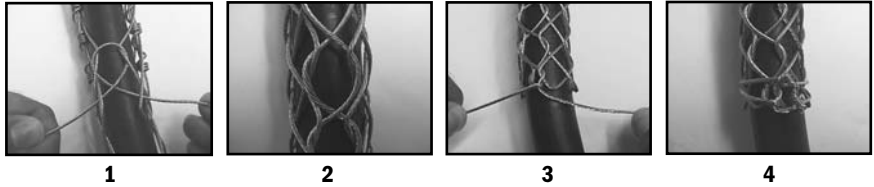
Lace and Rod Closing Instructions

Split Mesh Grip Lace Closing Instructions

Lace closing grips are for permanent support applications where the cable end is not available. Laces should be the same material as the grip. The lace should also be the same weave as the grip mesh. A single lace should

be used with single-weave grips. A double lace should be used with double-weave grips. Cooper Wiring Devices grips are supplied with the appropriate lace. Only new laces should be used.

1. Place the grip around the cable starting at the eye end and thread the lace through the first two loops on either side of the mesh split. Pull the lace through the loops until the lace is centered – an even length of lace should be on each side. As you would lace a shoe, criss-cross the lace strands and thread them through the next two loops. Continue lacing the grip with this method.
2. Do not lace the grip too tight. The mesh spacing created by the lace should be equal to the mesh spacing of the rest of the grip.
3. At the end of the grip, twist the laces tightly together or tie a knot.
4. Wrap the laces tightly around the tail of the grip once or twice. Twist the ends tightly to secure. Extra lace may be cut off.



Split Mesh Grip Rod Closing Instructions

Rod closing grips are for temporary support applications where the cable end is not

available. Rod closing grips are quick and easy to install and are reusable.

1. Place the grip around the cable starting at the eye end and thread the rod through the formed loops with a corkscrew motion. Use the curved leading end of the rod to pull the loops together.
2. Use a steady push and twist motion with the hand on the rod. The fingers of the other hand pull the mesh loops together in front of the leading end of the rod.
3. To remove the grip, pull the rod out.



Strain Relief TC Series

Dusttight Strain Relief Grips

APPLICATIONS

- For indoor use only.
- Light to moderate duty.
- Connects flexible cord or bus drop cable to electrical enclosures, machine tools, bus drop systems and panel boards.
- Provides secure cable termination and prevents cable pullout.
- Absorbs longitudinal stresses placed on the point of termination caused by pulling or bending the cable.

FEATURES

- Gripping action increases in direct proportion to the amount of tension applied to cable.
- Wide range, single-weave mesh construction.
- High strength, galvanized steel wire mesh provides exceptional gripping and adds safety by extending cable life.
- Supplied with corrosion resistant aluminum fittings in thread sizes 1/2" - 2 1/2" (1.27- 6.35cm).
- Supplied with locknut and pvc gasket to provide a dirt and dust free seal.
- One piece design, easily installed.
- Insulated aluminum fitting provides additional cable protection.

Non-Insulated


N.P.T. Thread size (Inches)	Cable Range	Mesh Length Inches (cm)	Dim. A Inches (cm)	Catalog No.
1/2	.24-.32 (.61-.81)	3 1/4 (8.26)	-	TC124
1/2	.32-.43 (.81-1.09)	3 3/4 (9.53)	-	TC132
1/2	.43-.54 (1.09-1.37)	4 3/4 (12.07)	-	TC143
3/4	.54-.73 (1.37-1.85)	6 1/2 (16.51)	-	TC254
1	.73-.97 (1.85-2.46)	7 (17.78)	-	TC373
1 1/4	.97-1.25 (2.46-3.18)	9 (22.86)	-	TC497

Insulated with Insulating Bushing

N.P.T. Thread size (Inches)	Cable Range	Mesh Length Inches (cm)	Dim. A Inches (cm)	Catalog No.
1/2	.24-.32 (.61-.81)	3 1/4 (8.26)	1 (2.54)	TCI124
1/2	.32-.43 (.81-1.09)	3 3/4 (9.53)	1 (2.54)	TCI132
1/2	.43-.54 (1.09-1.37)	4 3/4 (12.07)	1 (2.54)	TCI143
3/4	.54-.73 (1.37-1.85)	6 1/2 (16.51)	1 (2.54)	TCI254
1	.73-.97 (1.85-2.46)	7 (17.78)	1 3/16 (3.02)	TCI373
1 1/4	.97-1.25 (2.46-3.18)	9 (22.86)	1 3/16 (3.02)	TCI497
1 1/2	1.25-1.50 (3.18-3.81)	11 3/4 (29.85)	1 3/16 (3.02)	TCI5125
2	1.50-1.70 (3.81-4.32)	13 1/4 (33.66)	1 3/8 (3.49)	TCI6150
2 1/2	1.70-2.00 (4.32-5.08)	13.5 (34.29)	1.5 (3.81)	TCI7170
2 1/2	2.00-2.45 (5.08-6.22)	13.75 (34.93)	1.5 (3.81)	TCI7200




Non-insulated Strain Relief, Wide Range



Insulated Strain Relief with Insulating Bushing, Wide Range

INDUSTRIAL

Q-1
WIRE MESH
GRIPS



Strain Relief DC Series

DeLuxe Cord Grips

APPLICATIONS

- For indoor and outdoor use where cable or cord is exposed to moisture or where frequent washdown occurs.
- Ideal for food processing equipment, pumps, and compressors.
- Prevents pull tension reducing cable pullout and system downtime.
- Eliminates direct tension from terminals removing strain from critical electrical connection.
- Eliminates fatigue points.
- Heavy-duty applications.

FEATURES


- Gripping action increases in direct proportion to the amount of tension applied to cable.
- Multi-weave, stainless steel wire mesh provides uniform arc of bend control, superior strength and corrosion resistance.
- High quality, rugged steel and cast iron fittings accept a wide range of cord and cable diameters.
- Available with straight body male and female thread; 45° and 90° angle male thread.
- Tapered neoprene bushing assures oil and watertight seal.
- Available with optional sealing gaskets and locknuts to provide a watertight seal between fitting and sheet metal enclosures.



**Straight Body,
Female Thread**



**Straight Body,
Male Thread**



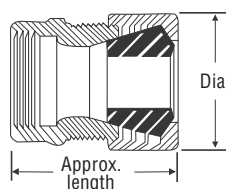
**90° Angle Body,
Male Thread**

Add suffix "SG" to catalog number to order. (Straight body male thread only.)

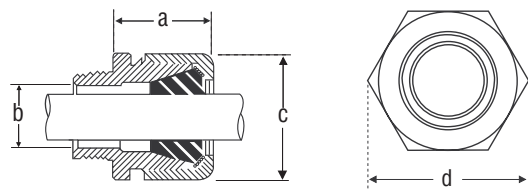
Straight Body Female Thread

Grip Diameter Range Inches (cm)	Thread Size N.P.T. (Inches)	Form* Size	Dimensions given in inches (cm)		
			Approx. Fitting Length	Diameter	Catalog No.
.375-.500 (.95-1.27)	1/2	B	1 9/16 (3.97)	1 3/16 (3.02)	DCF100375
.500-.625 (1.27-1.59)	3/4	C	1 13/16 (4.60)	1 5/8 (4.13)	DCF200500
.625-.750 (1.59-1.91)	3/4	C	1 13/16 (4.60)	1 5/8 (4.13)	DCF200625
.750-.875 (1.91-2.22)	3/4	C	1 13/16 (4.60)	1 5/8 (4.13)	DCF200750
.500-.625 (1.27-1.59)	1	C	1 7/8 (4.76)	1 5/8 (4.13)	DCF300500
.625-.750 (1.59-1.91)	1	C	1 7/8 (4.76)	1 5/8 (4.13)	DCF300625
.750-.875 (1.91-2.22)	1	C	1 7/8 (4.76)	1 5/8 (4.13)	DCF300750
.875-1.000 (2.22-2.54)	1	C	1 7/8 (4.76)	1 5/8 (4.13)	DCF300875
.875-1.000 (2.22-2.54)	1 1/4	D	2 1/8 (5.40)	2 1/4 (5.72)	DCF400875
1.000-1.188 (2.54-3.02)	1 1/4	D	2 1/8 (5.40)	2 1/4 (5.72)	DCF4001000
1.188-1.375 (3.02-3.49)	1 1/4	D	2 1/8 (5.40)	2 1/4 (5.72)	DCF4001188
1.375-1.625 (3.49-4.13)	1 1/2	E	2 1/2 (6.35)	3 1/8 (7.94)	DCF5001375
1.625-1.875 (4.13-4.76)	1 1/2	E	2 1/2 (6.35)	3 1/8 (7.94)	DCF5001625
1.875-2.188 (4.76-5.56)	2	F	2 15/16 (7.46)	3 7/8 (9.84)	DCF6001875
2.188-2.500 (5.56-6.35)	2	F	2 15/16 (7.46)	3 7/8 (9.84)	DCF6002188

*Form B, C, & D bodies and gland nuts - steel; Form E & F bodies and gland nuts - iron.



CGK Series Dimensions



CGB Series Dimensions

INDUSTRIAL

**Q-2
WIRE MESH
GRIPS**

Strain Relief DC Series


DeLuxe Cord Grips

Straight Body Male Thread

Grip Diameter Range Inches (cm)	Thread Size N.P.T. (Inches)	Form* Size	Dimensions given in inches (cm)				Catalog No.**
			A	B	C	D	
.375-.500 (.95-1.27)	3/8	B	1 5/16 (3.33)	1/2 (1.27)	1 3/16 (3.02)	1 3/16 (3.02)	DC000375
.375-.500 (.95-1.27)	1/2	B	1 5/16 (3.33)	5/8 (1.59)	1 3/16 (3.02)	1 9/32 (3.25)	DC100375
.500-.625 (1.27-1.59)	1/2	B	1 5/16 (3.33)	5/8 (1.59)	1 3/16 (3.02)	1 9/32 (3.25)	DC100500
.625-.750 (1.59-1.91)	1/2	C	1 3/4 (4.45)	5/8 (1.59)	1 5/8 (4.13)	1 21/32 (4.21)	DC100625
.750-.875 (1.91-2.22)	1/2	C	1 3/4 (4.45)	5/8 (1.59)	1 5/8 (4.13)	1 21/32 (4.21)	DC100750
.375-.500 (.95-1.27)	3/4	B	1 3/8 (3.49)	11/16 (1.75)	1 3/16 (3.02)	1 13/32 (3.57)	DC200375
.500-.625 (1.27-1.59)	3/4	B	1 3/8 (3.49)	11/16 (1.75)	1 3/16 (3.02)	1 13/32 (3.57)	DC200500
.625-.750 (1.59-1.91)	3/4	C	1 3/4 (4.45)	3/4 (1.91)	1 5/8 (4.13)	1 1/4 (3.18)	DC200625
.750-.875 (1.91-2.22)	3/4	C	1 3/4 (4.45)	3/4 (1.91)	1 5/8 (4.13)	1 1/4 (3.18)	DC200750
.875-1.00 (2.22-2.54)	3/4	D	2 1/2 (6.35)	13/16 (2.06)	2 1/4 (5.72)	2 1/8 (5.40)	DC200875
.375-.500 (.95-1.27)	1	B	1 3/8 (3.49)	11/16 (1.75)	1 3/16 (3.02)	1 5/8 (4.13)	DC300375
.500-.625 (1.27-1.59)	1	C	1 11/16 (4.29)	31/32 (2.46)	1 5/8 (4.13)	1 7/8 (4.76)	DC300500
.625-.750 (1.59-1.91)	1	C	1 11/16 (4.29)	31/32 (2.46)	1 5/8 (4.13)	1 7/8 (4.76)	DC300625
.750-.875 (1.91-2.22)	1	C	1 11/16 (4.29)	31/32 (2.46)	1 5/8 (4.13)	1 7/8 (4.76)	DC300750
.875-1.00 (2.22-2.54)	1	C	1 11/16 (4.29)	31/32 (2.46)	1 5/8 (4.13)	1 7/8 (4.76)	DC300875
1.00-1.188 (2.54-3.02)	1	D	2 3/8 (6.03)	1 1/32 (2.62)	2 1/4 (5.72)	2 3/8 (6.03)	DC3001000
1.188-1.375 (3.02-3.49)	1	D	2 3/8 (6.03)	1 1/32 (2.62)	2 1/4 (5.72)	2 3/8 (6.03)	DC3001188
.875-1.00 (2.22-2.54)	1 1/4	D	2 5/16 (5.87)	1 1/4 (3.18)	2 1/4 (5.72)	2 1/4 (5.72)	DC400875
1.00-1.188 (2.54-3.02)	1 1/4	D	2 5/16 (5.87)	1 1/4 (3.18)	2 1/4 (5.72)	2 1/4 (5.72)	DC4001000
1.188-1.375 (3.02-3.49)	1 1/4	D	2 5/16 (5.87)	1 1/4 (3.18)	2 1/4 (5.72)	2 1/4 (5.72)	DC4001188
1.375-1.625 (3.49-4.13)	1 1/4	E	2 5/8 (6.67)	1 1/4 (3.18)	3 1/8 (7.94)	3 (7.62)	DC4001375
1.625-1.875 (4.13-4.76)	1 1/4	E	2 5/8 (6.67)	1 1/4 (3.18)	3 1/8 (7.94)	3 (7.62)	DC4001625
.875-1.00 (2.22-2.54)	1 1/2	D	2 5/16 (5.87)	1 7/16 (3.65)	2 1/4 (5.72)	2 1/4 (5.72)	DC500875
1.00-1.188 (2.54-3.02)	1 1/2	D	2 5/16 (5.87)	1 7/16 (3.65)	2 1/4 (5.72)	2 1/4 (5.72)	DC5001000
1.188-1.375 (3.02-3.49)	1 1/2	D	2 5/16 (5.87)	1 7/16 (3.65)	2 1/4 (5.72)	2 1/4 (5.72)	DC5001188
1.375-1.625 (3.49-4.13)	1 1/2	E	2 5/8 (6.67)	1 7/16 (3.65)	3 1/8 (7.94)	3 (7.62)	DC5001375
1.625-1.875 (4.13-4.76)	1 1/2	E	2 5/8 (6.67)	1 7/16 (3.65)	3 1/8 (7.94)	3 (7.62)	DC5001625
1.375-1.625 (3.49-4.13)	2	E	2 5/8 (6.67)	1 29/32 (4.84)	3 1/8 (7.94)	3 (7.62)	DC6001375
1.625-1.875 (4.13-4.76)	2	E	2 5/8 (6.67)	1 29/32 (4.84)	3 1/8 (7.94)	3 (7.62)	DC6001625
1.875-2.188 (4.76-5.56)	2	F	2 9/16 (6.51)	1 7/8 (4.76)	3 7/8 (9.84)	3 3/4 (9.53)	DC6001875
2.188-2.500 (5.56-6.35)	2	F	2 9/16 (6.51)	1 7/8 (4.76)	3 7/8 (9.84)	3 3/4 (9.53)	DC6002188
1.375-1.625 (3.49-4.13)	2 1/2	E	2 5/8 (6.67)	2 1/16 (5.24)	3 1/8 (7.94)	3 1/8 (7.94)	DC7001375
1.625-1.875 (4.13-4.76)	2 1/2	E	2 5/8 (6.67)	2 1/16 (5.24)	3 1/8 (7.94)	3 1/8 (7.94)	DC7001625
1.875-2.188 (4.76-5.56)	2 1/2	F	2 5/8 (6.67)	2 5/16 (5.87)	3 7/8 (9.84)	3 3/4 (9.53)	DC7001875
2.188-2.500 (5.56-6.35)	2 1/2	F	2 5/8 (6.67)	2 5/16 (5.87)	3 7/8 (9.84)	3 3/4 (9.53)	DC7002188
1.875-2.188 (4.76-5.56)	3	F	2 5/8 (6.67)	2 3/4 (6.99)	3 7/8 (9.84)	3 3/4 (9.53)	DC8001875
2.188-2.500 (5.56-6.35)	3	F	2 5/8 (6.67)	2 3/4 (6.99)	3 7/8 (9.84)	3 3/4 (9.53)	DC8002188

**For sealing gasket and locknut add suffix "SG"

*Form B, C, & D bodies and gland nuts - steel; Form E & F bodies and gland nuts - iron



INDUSTRIAL

Q-3
WIRE MESH
GRIPS

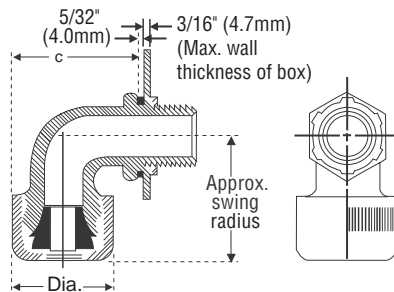
Strain Relief DC Series

DeLuxe Cord Grips

90° Angle Body Male Thread

Grip Diameter Range Inches (cm)	Thread Size N.P.T. Form* (Inches) Size	Dimensions given in inches (cm) Approx. Swing Radius	Diameter	C	Catalog No.
.375-.500 (.95-1.27)	1/2 B	1 9/16 (3.97)	1 3/16 (3.02)	1 7/16 (3.65)	DC190375
.500-.625 (1.27-1.59)	1/2 B	1 9/16 (3.97)	1 3/16 (3.02)	1 7/16 (3.65)	DC190500
.625-.750 (1.59-1.91)	1/2 C	1 7/8 (4.76)	1 5/8 (4.13)	2 (5.08)	DC190625
.750-.875 (1.91-2.22)	1/2 C	1 7/8 (4.76)	1 5/8 (4.13)	2 (5.08)	DC190750
.375-.500 (.95-1.27)	3/4 B	1 5/8 (4.13)	1 3/16 (3.02)	1 13/32 (3.57)	DC290375
.500-.625 (1.27-1.59)	3/4 B	1 5/8 (4.13)	1 3/16 (3.02)	1 13/32 (3.57)	DC290500
.625-.750 (1.59-2.22)	3/4 C	2 (5.08)	1 5/8 (4.13)	1 7/8 (4.76)	DC290625
.750-.875 (1.91-2.22)	3/4 C	2 (5.08)	1 5/8 (4.13)	1 7/8 (4.76)	DC290750
.500-.625 (1.27-1.59)	1 C	2 3/16 (5.56)	1 5/8 (4.13)	2 3/32 (5.32)	DC390500
.625-.750 (1.59-1.91)	1 C	2 3/16 (5.56)	1 5/8 (4.13)	2 3/32 (5.32)	DC390625
.750-.875 (1.91-2.22)	1 C	2 3/16 (5.56)	1 5/8 (4.13)	2 3/32 (5.32)	DC390750
.875-1.000 (2.22-2.54)	1 C	2 3/16 (5.56)	1 5/8 (4.13)	2 3/32 (5.32)	DC390875
1.000-1.188 (2.54-3.02)	1 D	2 5/8 (6.67)	2 1/4 (5.72)	2 21/32 (6.75)	DC3901000
1.188-1.375 (3.02-3.49)	1 D	2 5/8 (6.67)	2 1/4 (5.72)	2 21/32 (6.75)	DC3901188
.875-1.000 (2.22-2.54)	1 1/4 D	2 11/16 (6.83)	2 1/4 (5.72)	2 3/4 (6.99)	DC490875
1.000-1.188 (2.54-3.02)	1 1/4 D	2 11/16 (6.83)	2 1/4 (5.72)	2 3/4 (6.99)	DC4901000
1.188-1.375 (3.02-3.49)	1 1/4 D	2 11/16 (6.83)	2 1/4 (5.72)	2 3/4 (6.99)	DC4901188
1.375-1.625 (3.49-4.13)	1 1/2 E	3 3/8 (8.57)	3 1/8 (7.94)	3 15/32 (8.81)	DC5901375
1.625-1.875 (4.13-4.76)	1 1/2 E	3 3/8 (8.57)	3 1/8 (7.94)	3 15/32 (8.81)	DC5901625
1.875-2.188 (4.76-5.56)	2 F	3 7/8 (9.84)	3 7/8 (9.84)	4 15/16 (12.54)	DC6901875
2.188-2.500 (5.56-6.35)	2 F	3 7/8 (9.84)	3 7/8 (9.84)	4 15/16 (12.54)	DC6902188

*Form B, C, & D bodies and gland nuts - steel; Form E & F bodies and gland nuts - iron



CGE Series Dimensions

INDUSTRIAL

Q-4
WIRE MESH
GRIPS

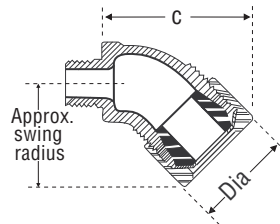
Strain Relief DC Series

DeLuxe Cord Grips


45° Angle Body Male Thread

Grip Diameter Range Inches (cm)	Thread Size N.P.T. (Inches)	Form* Size	Approx. Swing Radius	Diameter	C	Catalog No.
.375-.500 (.95-1.27)	1/2	B	1 3/16 (3.02)	1 3/16 (3.02)	1 11/16 (4.29)	DC145375
.500-.625 (1.27-1.59)	1/2	B	1 3/16 (3.02)	1 3/16 (3.02)	1 11/16 (4.29)	DC145500
.625-.750 (1.59-1.91)	1/2	C	1 11/16 (4.29)	1 5/8 (4.13)	2 1/16 (5.24)	DC145625
.750-.875 (1.91-2.22)	1/2	C	1 11/16 (4.29)	1 5/8 (4.13)	2 1/16 (5.24)	DC145750
.375-.500 (.95-1.27)	3/4	B	1 1/4 (3.18)	1 1/8 (2.86)	1 15/16 (4.92)	DC245375
.500-.625 (1.27-1.59)	3/4	B	1 1/4 (3.18)	1 1/8 (2.86)	1 15/16 (4.92)	DC245500
.625-.750 (1.59-1.91)	3/4	C	1 11/16 (4.29)	1 5/8 (4.13)	2 (5.08)	DC245625
.750-.875 (1.91-2.22)	3/4	C	1 11/16 (4.29)	1 5/8 (4.13)	2 (5.08)	DC245750
.500-.625 (1.27-1.59)	1	C	1 11/16 (4.29)	1 5/8 (4.13)	2 (5.08)	DC345500
.625-.750 (1.59-1.91)	1	C	1 11/16 (4.29)	1 5/8 (4.13)	2 (5.08)	DC345625
.750-.875 (1.91-2.22)	1	C	1 11/16 (4.29)	1 5/8 (4.13)	2 (5.08)	DC345750
.875-1.000 (2.22-2.54)	1	C	1 11/16 (4.29)	1 5/8 (4.13)	2 (5.08)	DC345875
1.000-1.188 (2.54-3.02)	1	D	2 1/8 (5.40)	2 1/4 (5.72)	2 15/16 (7.46)	DC3451000
1.188-1.375 (3.02-3.49)	1	D	2 1/8 (5.40)	2 1/4 (5.72)	2 15/16 (7.46)	DC3451188
.875-1.000 (2.22-2.54)	1 1/4	D	2 1/8 (5.40)	2 1/4 (5.72)	2 15/16 (7.46)	DC445875
1.000-1.188 (2.54-3.02)	1 1/4	D	2 3/16 (5.56)	2 1/4 (5.72)	2 15/16 (7.46)	DC4451000
1.188-1.375 (3.02-3.49)	1 1/4	D	2 3/16 (5.56)	2 1/4 (5.72)	2 15/16 (7.46)	DC4451188
1.375-1.625 (3.49-4.13)	1 1/2	E	2 3/4 (6.99)	3 1/8 (7.94)	3 1/2 (8.89)	DC5451375
1.625-1.875 (4.13-4.76)	1 1/2	E	2 3/4 (6.99)	3 1/8 (7.94)	3 1/2 (8.89)	DC5451625

*Form B, C, & D bodies and gland nuts - steel; Form E & F bodies and gland nuts - iron



CCD Series Dimensions



INDUSTRIAL

Q-5
WIRE MESH
GRIPS

Strain Relief LT Series

Flexible Metallic Conduit Grips

APPLICATIONS

- For indoor and outdoor use that requires a flexible liquidtight conduit connection.
- Prevents conduit pullout due to stress, tension, strain, vibration or movement.
- Provides an effective seal against contaminants that could lead to an electrical short.
- Ideal for food processing equipment, air conditioning units, machine tools, pulp and paper mills, and refineries.



Liquidtight Flexible Metal Conduit

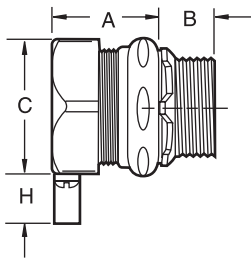
FEATURES

- Gripping action increases in direct proportion to the amount of tension applied to cable.
- Single-weave, stainless steel wire mesh provides uniform arc of bend and corrosion resistance.
- High quality, rugged steel and cast metal fittings available in 3/8" (0.95cm) through 2" (5.08cm).
- Available with straight body, 45° and 90° angle, male thread, straight female thread, and chase connector.
- Thermoplastic sealing gasket effectively seals out water, oil, dust and dirt.

Straight Connector

Conduit Size	Mesh Length M	Dimensions given in inches (cm)				Catalog No.	
		A	B	C	H	(non-insulated)	(insulated)
3/8	6 7/16 (16.35)	1 7/8 (4.76)	1 1/16 (1.75)	1 1/4 (3.18)	3/4 (1.91)	LT000	LTB000
1/2	6 1/8 (15.56)	1 7/8 (4.76)	3/4 (1.91)	1 7/16 (3.65)	3/4 (1.91)	LT100	LTB100
3/4	6 5/16 (16.03)	1 3/16 (3.02)	3/4 (1.91)	1 5/8 (4.13)	3/4 (1.91)	LT200	LTB200
1	8 3/16 (20.80)	1 7/16 (3.66)	7/8 (2.22)	1 15/16 (4.92)	3/4 (1.91)	LT300	LTB300
1 1/4	10 3/4 (27.31)	1 9/16 (3.97)	1 (2.54)	2 3/8 (6.03)	3/4 (1.91)	LT400	LTB400
1 1/2	11 13/16 (30.00)	1 9/16 (3.97)	1 1/8 (2.86)	2 3/4 (6.99)	3/4 (1.91)	LT500	LTB500
2	14 7/16 (36.67)	1 13/16 (4.60)	1 1/8 (2.86)	3 5/16 (8.41)	3/4 (1.91)	LT600	LTB600

M = Mesh length at nominal diameter



INDUSTRIAL

Q-6
WIRE MESH
GRIPS

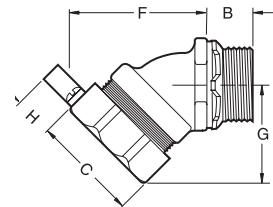
Strain Relief LT Series

Flexible Metallic Conduit Grips

45° Connector

Conduit Size	Mesh Length M	Dimensions given in inches (cm)					Catalog No.	
		B	C	F	G	H	(non-insulated)	(insulated)
3/8	6 7/16 (16.35)	11/16 (1.75)	1 1/4 (3.18)	1 5/8 (4.13)	1 7/16 (3.65)	3/4 (1.91)	LT045	LTB045
1/2	6 1/8 (15.56)	3/4 (1.91)	1 7/16 (3.65)	1 11/16 (4.29)	1 7/16 (3.65)	3/4 (1.91)	LT145	LTB145
3/4	6 5/16 (16.03)	3/4 (1.91)	1 5/8 (4.13)	1 11/16 (4.29)	1 1/2 (3.81)	3/4 (1.91)	LT245	LTB245
1	8 3/16 (20.80)	7/8 (2.22)	1 15/16 (4.92)	2 3/16 (5.56)	1 13/16 (4.60)	3/4 (1.91)	LT345	LTB345
1 1/4	10 3/4 (27.31)	1 (2.54)	2 3/8 (6.03)	2 1/2 (6.35)	2 3/16 (5.56)	3/4 (1.91)	LT445	LTB445
1 1/2	11 13/16 (30.00)	1 1/8 (2.86)	2 3/4 (6.99)	3 1/8 (7.94)	2 7/16 (6.19)	3/4 (1.91)	LT545	LTB545
2	14 7/16 (36.67)	1 1/8 (2.86)	3 5/16 (8.41)	3 5/16 (8.41)	2 7/8 (7.30)	3/4 (1.91)	LT645	LTB645

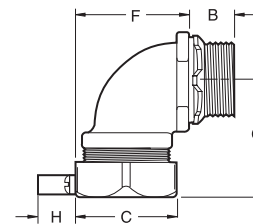
M = Mesh length at nominal diameter



90° Connector

Conduit Size	Mesh Length M	Dimensions given in inches (cm)					Catalog No.	
		B	C	F	G	H	(non-insulated)	(insulated)
3/8	6 7/16 (16.35)	11/16 (1.75)	1 1/4 (3.18)	1 5/16 (3.33)	1 3/8 (3.49)	3/4 (1.91)	LT090	LTB090
1/2	6 1/8 (15.56)	3/4 (1.91)	1 7/16 (3.65)	1 7/16 (3.65)	1 3/8 (3.49)	3/4 (1.91)	LT190	LTB190
3/4	6 5/16 (16.03)	3/4 (1.91)	1 5/8 (4.13)	1 5/8 (4.13)	1 1/2 (3.81)	3/4 (1.91)	LT290	LTB290
1	8 3/16 (20.80)	7/8 (2.22)	1 15/16 (4.92)	1 15/16 (4.92)	1 13/16 (4.60)	3/4 (1.91)	LT390	LTB390
1 1/4	10 3/4 (27.31)	1 (2.54)	2 3/8 (6.03)	2 3/8 (6.03)	2 (5.08)	3/4 (1.91)	LT490	LTB490
1 1/2	11 13/16 (30.00)	1 1/8 (2.86)	2 3/4 (6.99)	2 11/16 (6.83)	2 7/16 (6.19)	3/4 (1.91)	LT590	LTB590
2	14 7/16 (36.67)	1 1/8 (2.86)	3 5/16 (8.41)	3 3/16 (8.10)	2 11/16 (6.83)	3/4 (1.91)	LT690	LTB690

M = Mesh length at nominal diameter



Straight with Chase Connector

Conduit Size	Mesh Length M	Catalog No.	
		(non-insulated)	(insulated)
3/8	6 7/16 (16.35)	LTFC000	LTFC000
1/2	6 1/8 (15.56)	LTFC100	LTFC100
3/4	6 5/16 (16.03)	LTFC200	LTFC200
1	8 3/16 (20.80)	LTFC300	LTFC300
1 1/4	10 3/4 (27.31)	LTFC400	LTFC400
1 1/2	11 13/16 (30.00)	LTFC500	LTFC500
2	14 7/16 (36.67)	LTFC600	LTFC600


M = Mesh length at nominal diameter

Straight with Female Connector

Conduit Size	Mesh Length	Catalog No.
1/2	6 1/8 (15.56)	LTFR100
3/4	6 5/16 (16.03)	LTFR200
1	8 3/16 (20.80)	LTFR300
1 1/4	10 3/4 (27.31)	LTFR400
1 1/2	11 13/16 (30.00)	LTFR500
2	14 7/16 (36.67)	LTFR600

INDUSTRIAL

Q-7
WIRE MESH
GRIPS



INDUSTRIAL

Q-8
WIRE MESH
GRIPS



Strain Relief I Series

I-Grips

APPLICATIONS

- Indoor use only.
- Provides heavy-duty strain relief and controls the bending arc on 2 wire, 3 wire, 4 wire and 5 wire Cooper Wiring Devices Safety Grip™ plug and connector cord assemblies.

FEATURES

- Fast, easy installation. Eye tabs fit under the nylon cord clamps, screws slide through the tabs and secure the grip in place.
- Single-weave wire mesh made of high strength galvanized steel.

I - Grips


Cable Range Inches (cm)	Length in Inches (cm)		Catalog No.
	E	M	
.30-.43 (.76-1.09)	1 1/4 (3.18)	4 (10.16)	I30
.40-.56 (1.02-1.42)	1 1/4 (3.18)	4 3/4 (12.07)	I40
.52-.73 (1.32-1.85)	1 1/2 (3.81)	6 (15.24)	I52
.70-.85 (1.78-2.16)	1 1/2 (3.81)	6 1/2 (16.51)	I70
.82-1.00 (2.08-2.54)	1 1/2 (3.81)	8 (20.32)	I82
.94-1.25 (2.39-3.18)	1 1/2 (3.81)	10 (25.40)	I94

E = Eye length

M = Mesh length at nominal diameter

Support Grips BD Series

Bus Drop
Single Eye and
Universal Bail Closed Mesh



INDUSTRIAL

Q-9
WIRE MESH
GRIPS

Support Grips BD Series

APPLICATIONS

- Indoor and outdoor use only, light-duty applications.
- Support weight of overhead flexible cables or bus drop cables.
- Relieve the strain, pull, vibration and flexing on wire connections of electrical equipment.
- Can be used with optional bus drop safety spring to reduce tension and prevent pullout to avoid accidents and costly downtime.

FEATURES

- Gripping action increases in direct proportion to the amount of tension applied to cable.
- Wide range construction from high strength galvanized steel wire.
- Easy installation requiring no special tools.
- Choice of single eye type or locking bail construction.
- Optional bus drop safety spring can be used with single eye type by disassembling draw bar from coil, placing through eye loop and replacing draw bar.
- Will accept cable diameter range 0.22" - 1.25" (.56-3.18cm).

Caution: Never use grips to approximate breaking strength. Refer to Wire Mesh Grips Introduction for safety and working load factors.

Single Eye


Cable Range Inches (cm)	Approx. Break Strength lbs. (N)	Length in Inches (cm)		Catalog No.
		E	M	
.22-.32 (.56-.81)	350 (1,557)	3 (7.62)	3.50 (8.89)	BDS22
.30-.43 (.76-1.09)	450 (2,002)	4 (10.16)	4.00 (10.16)	BDS30
.41-.56 (1.04-1.42)	550 (2,446)	6 (15.24)	4.75 (12.07)	BDS41
.53-.73 (1.35-1.85)	1,000 (4,448)	7 (17.78)	6.00 (15.24)	BDS53
.70-.85 (1.78-2.16)	1,400 (6,227)	7 (17.78)	6.75 (17.15)	BDS70
.82-1.00 (2.08-2.54)	1,400 (6,227)	8 (20.32)	8.00 (20.32)	BDS82
.96-1.25 (2.44-3.18)	1,500 (6,672)	9 (22.86)	9.50 (24.13)	BDS96



Single Eye, Wide Range

Universal Bail

Cable Range Inches (cm)	Approx. Break Strength lbs. (N)	Length in Inches (cm)		Catalog No.
		E	M	
.22-.32 (.56-.81)	350 (1,557)	9 (22.86)	3.50 (8.89)	BDU22
.30-.43 (.76-1.09)	450 (2,002)	10 (25.4)	4.00 (10.16)	BDU30
.41-.56 (1.04-1.42)	550 (2,446)	12 (30.48)	4.75 (12.07)	BDU41
.53-.73 (1.35-1.85)	1,000 (4,448)	13 (33.02)	6.00 (15.24)	BDU53
.70-.85 (1.78-2.16)	1,400 (6,227)	13 (33.02)	6.75 (17.15)	BDU70
.82-1.00 (2.08-2.54)	1,400 (6,227)	14 (35.56)	8.00 (20.32)	BDU82
.96-1.25 (2.44-3.18)	1,500 (6,672)	15 (38.10)	9.50 (24.13)	BDU96



Universal Bail,
Wide Range

E = Eye length


M = Mesh length at nominal diameter

Safety Spring

Max. Deflect. Inches (cm) @Lbs. (N)	Approx. Break Strength Lbs. (N)	Dimensions given in Inches (cm)			Catalog No.
		Length	Diameter	Description	
2 1/8 (5.40) at 40 lbs. (178)	600 (2,669)	8.25 (20.96)	0.75 (1.91)	40 lbs. Spring	B2001
3 1/8 (7.94) at 80lbs. (356)	850 (3,781)	8.25 (20.96)	1 (2.54)	80 lbs. Spring	B2002



Safety Spring



Support Grips SGS Series

Standard Duty
Single Eye
Closed Mesh

Support Grips SGS Series

APPLICATIONS

- Standard applications indoors and outdoors for support and strain relief of vertical runs to 99' (30 M) and loads to 600 lbs (2669 N).
- Supports the weight of vertically hung and sloping cables, hose, tubing and metal rods.
- Single eye for use when cable is vertical and for applications where cable bends.
- Closed mesh for permanent support when the cable end is available. Split lace closing for permanent support when the cable end is not available. Split rod closing for temporary support when the cable end is not available.

FEATURES

- Gripping action increases in direct proportion to the amount of tension applied to cable.
- Easy to install and remove requiring no special tools. Can be relocated or repositioned without any difficulty, saving time and labor.
- Support grips will hold more than one cable.
- Single-weave mesh with strand equalizers provides equal loading and permits the cable to expand and contract without loss of gripping strength.
- Wire mesh is produced from high quality, non-magnetic, tin coated bronze which provides superior corrosion resistance.
- Stainless steel support grips and special lengths are available upon request. Consult factory.
- Available in cable ranges from 0.50"- 3.99" (1.27-10.13cm) and mesh lengths up to 27" (68.58cm).

Caution: Never use grips to approximate breaking strength. Refer to Wire Mesh Grips Introduction for safety and working load factors.



Single Eye, Closed Mesh

Single Eye, Closed Mesh

Cable Range Inches (cm)	Approx. Break Strength Lbs. (N)	Length in Inches (cm)		Catalog No.
		E	M	
.50-.62 (1.27-1.57)	530 (2,357)	7 (17.78)	10 (25.40)	SGS50
.63-.74 (1.60-1.88)	790 (3,514)	8 (20.32)	10 (25.40)	SGS63
.75-.99 (1.91-2.51)	1,020 (4,537)	8 (20.32)	13 (33.02)	SGS75
1.00-1.24 (2.54-3.15)	1,610 (7,161)	9 (22.86)	14 (35.56)	SGS100
1.25-1.49 (3.18-3.78)	1,610 (7,161)	10 (25.40)	15 (38.10)	SGS125
1.50-1.74 (3.81-4.42)	1,610 (7,161)	12 (30.48)	17 (43.18)	SGS150
1.75-1.99 (4.45-5.05)	2,150 (9,563)	14 (35.56)	19 (48.26)	SGS175
2.00-2.49 (5.08-6.32)	3,260 (14,500)	16 (40.64)	21 (53.34)	SGS200
2.50-2.99 (6.35-7.59)	3,260 (14,500)	18 (45.72)	23 (58.42)	SGS250
3.00-3.49 (7.62-8.86)	4,900 (21,795)	21 (53.34)	25 (63.50)	SGS300
3.50-3.99 (8.89-10.13)	4,900 (21,795)	24 (60.96)	27 (68.58)	SGS350

E = Eye length

M = Mesh length at nominal diameter

INDUSTRIAL

Q-10
WIRE MESH
GRIPS


Support Grips SGS Series

Standard Duty
Single Eye
Lace Closing, Rod Closing

Support Grips SGS Series

Single Eye, Lace Closing

Cable Range Inches (cm)	Approx. Break Strength Lbs. (N)	Length in Inches (cm)		Catalog No.
		E	M	
.50-.62 (1.27-1.57)	530 (2,357)	7 (17.78)	10 (25.40)	SGSL50
.63-.74 (1.60-1.88)	790 (3,514)	8 (20.32)	10 (25.40)	SGSL63
.75-.99 (1.91-2.51)	1,020 (4,537)	8 (20.32)	13 (33.02)	SGSL75
1.00-1.24 (2.54-3.15)	1,610 (7,161)	9 (22.86)	14 (35.56)	SGSL100
1.25-1.49 (3.18-3.78)	1,610 (7,161)	10 (25.40)	15 (38.10)	SGSL125
1.50-1.74 (3.81-4.42)	1,610 (7,161)	12 (30.48)	17 (43.18)	SGSL150
1.75-1.99 (4.45-5.05)	2,150 (9,563)	14 (35.56)	19 (48.26)	SGSL175
2.00-2.49 (5.08-6.32)	3,260 (14,500)	16 (40.64)	21 (53.34)	SGSL200
2.50-2.99 (6.35-7.59)	3,260 (14,500)	18 (45.72)	23 (58.42)	SGSL250
3.00-3.49 (7.62-8.86)	4,900 (21,795)	21 (53.34)	25 (63.50)	SGSL300
3.50-3.99 (8.89-10.13)	4,900 (21,795)	24 (60.96)	27 (68.58)	SGSL350



Single Eye, Lace Closing


Single Eye, Rod Closing

Cable Range Inches (cm)	Approx. Break Strength Lbs. (N)	Length in Inches (cm)		Catalog No.
		E	M	
.50-.62 (1.27-1.57)	530 (2,357)	7 (17.78)	10 (25.40)	SGSR50
.63-.74 (1.60-1.88)	790 (3,514)	8 (20.32)	10 (25.40)	SGSR63
.75-.99 (1.91-2.51)	1,020 (4,537)	8 (20.32)	13 (33.02)	SGSR75
1.00-1.24 (2.54-3.15)	1,610 (7,161)	9 (22.86)	14 (35.56)	SGSR100
1.25-1.49 (3.18-3.78)	1,610 (7,161)	10 (25.40)	15 (38.10)	SGSR125
1.50-1.74 (3.81-4.42)	1,610 (7,161)	12 (30.48)	17 (43.18)	SGSR150
1.75-1.99 (4.45-5.05)	2,150 (9,563)	14 (35.56)	19 (48.26)	SGSR175
2.00-2.49 (5.08-6.32)	3,260 (14,500)	16 (40.64)	21 (53.34)	SGSR200
2.50-2.99 (6.35-7.59)	3,260 (14,500)	18 (45.72)	23 (58.42)	SGSR250
3.00-3.49 (7.62-8.86)	4,900 (21,795)	21 (53.34)	25 (63.50)	SGSR300
3.50-3.99 (8.89-10.13)	4,900 (21,795)	24 (60.96)	27 (68.58)	SGSR350




Single Eye, Rod Closing

E = Eye length M = Mesh length at nominal diameter



INDUSTRIAL

Q-11
WIRE MESH
GRIPS



Support Grips SGD Series

Standard Duty
Double Eye
Closed Mesh

Support Grips SGD Series

APPLICATIONS

- Standard applications indoors and outdoors for support and strain relief of vertical runs to 99' (30 M) and loads to 600 lbs (2669 N).
- Supports the weight of vertically hung and sloping cables, hose, tubing and metal rods.
- Double eye for use when cable is vertical and extends without bending.
- Closed mesh for permanent support when the cable end is available. Split lace closing for permanent support when the end is not available. Split rod closing for temporary support when the cable end is not available.

FEATURES

- Gripping action increases in direct proportion to the amount of tension applied to cable.
- Easy to install and remove requiring no special tools. Can be relocated or repositioned without any difficulty, saving time and labor.
- Support grips will hold more than one cable.
- Single-weave mesh with strand equalizers provides equal loading and permits the cable to expand and contract without loss of gripping strength.
- Wire mesh is produced from high quality, non-magnetic, tin coated bronze which provides superior corrosion resistance.
- Stainless steel support grips and special lengths are available upon request. Consult factory.
- Available in cable ranges from 0.50" - 3.99" (1.27 - 10.13cm) and mesh lengths up to 27" (67.58cm).

Caution: Never use grips to approximate breaking strength. Refer to Wire Mesh Grips Introduction for safety and working load factors.



**Double Eye,
Closed Mesh**

Double Eye, Closed Mesh

Cable Range Inches (cm)	Approx. Break Strength Lbs. (N)	Length in Inches (cm)		Catalog No.
		E	M	
.50-.62 (1.27-1.57)	530 (2,357)	4 (10.16)	10 (25.40)	SGD50
.63-.74 (1.91-1.88)	790 (3,514)	4 (10.16)	10 (25.40)	SGD63
.75-.99 (1.91-2.51)	1,020 (4,537)	4 (10.16)	13 (33.02)	SGD75
1.00-1.24 (2.54-3.15)	1,610 (7,161)	5 (12.70)	14 (35.56)	SGD100
1.25-1.49 (3.18-3.78)	1,610 (7,161)	5 (12.70)	15 (38.10)	SGD125
1.50-1.74 (3.81-4.42)	1,610 (7,161)	5 (12.70)	17 (43.18)	SGD150
1.75-1.99 (4.45-5.05)	2,150 (9,563)	6 (15.24)	19 (48.26)	SGD175
2.00-2.49 (5.08-6.32)	3,260 (14,500)	6 (15.24)	21 (53.34)	SGD200
2.50-2.99 (6.35-7.59)	3,260 (14,500)	6 (15.24)	23 (58.42)	SGD250
3.00-3.49 (7.62-8.86)	4,900 (21,795)	8 (20.32)	25 (63.50)	SGD300
3.50-3.99 (8.89-10.13)	4,900 (21,795)	8 (20.32)	27 (68.58)	SGD350

E = Eye length **M** = Mesh length at nominal diameter

INDUSTRIAL

Q-12
WIRE MESH
GRIPS

Support Grips SGD Series

Standard Duty
Double Eye
Lace Closing, Rod Closing

Support Grips SGD Series

Double Eye, Lace Closing

Cable Range Inches (cm)	Approx. Break Strength Lbs. (N)	Length in Inches (cm)		Catalog No.
		E	M	
.50-.62 (1.27-1.57)	530 (2,357)	4 (10.16)	10 (25.40)	SGDL50
.63-.74 (1.60-1.88)	790 (3,514)	4 (10.16)	10 (25.40)	SGDL63
.75-.99 (1.91-2.51)	1,020 (4,537)	4 (10.16)	13 (33.02)	SGDL75
1.00-1.24 (2.54-3.15)	1,610 (7,161)	5 (12.70)	14 (35.56)	SGDL100
1.25-1.49 (3.18-3.78)	1,610 (7,161)	5 (12.70)	15 (38.10)	SGDL125
1.50-1.74 (3.81-4.42)	1,610 (7,161)	5 (12.70)	17 (43.18)	SGDL150
1.75-1.99 (4.45-5.05)	2,150 (9,563)	6 (15.24)	19 (48.26)	SGDL175
2.00-2.49 (5.08-6.32)	3,260 (14,500)	6 (15.24)	21 (53.34)	SGDL200
2.50-2.99 (6.35-7.59)	3,260 (14,500)	6 (15.24)	23 (58.42)	SGDL250
3.00-3.49 (7.62-8.86)	4,900 (21,795)	8 (20.32)	25 (63.50)	SGDL300
3.50-3.99 (8.89-10.13)	4,900 (21,795)	8 (20.32)	27 (68.58)	SGDL350



Double Eye, Lace Closing


Double Eye, Rod Closing

Cable Range Inches (cm)	Approx. Break Strength Lbs. (N)	Length in Inches (cm)		Catalog No.
		E	M	
.50-.62 (1.27-1.57)	530 (2,357)	4 (10.16)	10 (25.40)	SGDR50
.63-.74 (1.60-1.88)	790 (3,514)	4 (10.16)	10 (25.40)	SGDR63
.75-.99 (1.91-2.51)	1,020 (4,537)	4 (10.16)	13 (33.02)	SGDR75
1.00-1.24 (2.54-3.15)	1,610 (7,161)	5 (12.70)	14 (35.56)	SGDR100
1.25-1.49 (3.18-3.78)	1,610 (7,161)	5 (12.70)	15 (38.10)	SGDR125
1.50-1.74 (3.81-4.42)	1,610 (7,161)	5 (12.70)	17 (43.18)	SGDR150
1.75-1.99 (4.45-5.05)	2,150 (9,563)	6 (15.24)	19 (48.26)	SGDR175
2.00-2.49 (5.08-6.32)	3,260 (14,500)	6 (15.24)	21 (53.34)	SGDR200
2.50-2.99 (6.35-7.59)	3,260 (14,500)	6 (15.24)	23 (58.42)	SGDR250
3.00-3.49 (7.62-8.86)	4,900 (21,795)	8 (20.32)	25 (63.50)	SGDR300
3.50-3.99 (8.89-10.13)	4,900 (21,795)	8 (20.32)	27 (68.58)	SGDR350




Double Eye, Rod Closing

E = Eye length M = Mesh length at nominal diameter



INDUSTRIAL

Q-13
WIRE MESH
GRIPS



Support Grips SGH Series

Standard Duty
Hook Eye
Closed Mesh

Support Grips SGH Series

APPLICATIONS

- Standard applications indoors and outdoors for support and strain relief of vertical runs to 99' (30 M) and loads to 600 lbs (2669 N).
- Supports the weight of vertically hung cables, hose, tubing and metal rods.
- Hook eye for use when cable extends straight through grip.
- Closed mesh for permanent support when the cable end is available. Split lace closing for permanent support when the cable end is not available. Split rod closing for temporary support when the cable end is not available.

FEATURES

- Gripping action increases in direct proportion to the amount of tension applied to cable.
- Easy to install and remove requiring no special tools. Can be relocated or repositioned without any difficulty, saving time and labor.
- Support grips will hold more than one cable.
- Single weave mesh with strand equalizers provides equal loading and permits the cable to expand and contract without loss of gripping strength.
- Wire mesh is produced from high quality, non-magnetic, tin coated bronze which provides superior corrosion resistance.
- Stainless steel support grips and special lengths are available upon request. Consult factory.
- Available in cable ranges from 0.50" - 3.99" (1.27 - 10.13cm) and mesh lengths up to 27" (67.58cm).

Caution: Never use grips to approximate breaking strength. Refer to Wire Mesh Grips Introduction for safety and working load factors.



Hook Eye,
Closed Mesh

Hook Eye, Closed Mesh

Cable Range Inches (cm)	Approx. Break Strength Lbs. (N)	Length in Inches (cm)		Catalog No.
		E	M	
.50-.62 (1.27-1.57)	450 (2002)	10 (25.40)	10 (25.40)	SGH50
.62-.74 (1.57-1.88)	750 (3,336)	10 (25.40)	10 (25.40)	SGH62
.75-.99 (1.91-2.51)	1000 (4,448)	10 (25.40)	13 (33.02)	SGH75
1.00-1.24 (2.54-3.15)	1,400 (6,227)	10 (25.40)	14 (35.56)	SGH100
1.25-1.49 (3.18-3.78)	1,400 (6,227)	10 (25.40)	15 (38.10)	SGH125
1.50-1.74 (3.81-4.42)	1,400 (6,227)	10 (25.40)	17 (43.18)	SGH150
1.75-1.99 (4.45-5.05)	1,600 (7,117)	10 (25.40)	19 (48.26)	SGH175
2.00-2.49 (5.08-6.32)	2,200 (9,786)	10 (25.40)	21 (53.34)	SGH200
2.50-2.99 (6.35-7.59)	2,200 (9,786)	10 (25.40)	23 (58.42)	SGH250
3.00-3.49 (7.62-8.86)	3,200 (14,234)	10 (25.40)	25 (63.50)	SGH300
3.50-3.99 (8.89-10.13)	3,200 (14,234)	10 (25.40)	27 (68.58)	SGH350

E = Eye length

M = Mesh length at nominal diameter

INDUSTRIAL

Q-14
WIRE MESH
GRIPS

Support Grips SGH Series

Standard Duty
Hook Eye
Lace Closing, Rod Closing


Support Grips SGH Series

Hook Eye, Lace Closing

Cable Range Inches (cm)	Approx. Break Strength Lbs. (N)	Length in Inches (cm)		Catalog No.
		E	M	
.50-.62 (1.27-1.57)	750 (3,336)	10 (25.40)	8 1/2 (21.59)	SGHL50
.62-.74 (1.57-1.88)	750 (3,336)	10 (25.40)	8 1/2 (21.59)	SGHL62
.75-.99 (1.91-2.51)	1,000 (4,448)	10 (25.40)	10 1/2 (26.67)	SGHL75
1.00-1.24 (2.54-3.15)	1,400 (6,227)	10 (25.40)	12 1/2 (31.75)	SGHL100
1.25-1.49 (3.18-3.78)	1,400 (6,227)	10 (25.40)	14 1/2 (36.83)	SGHL125
1.50-1.74 (3.81-4.42)	1,400 (6,227)	10 (25.40)	15 1/2 (39.37)	SGHL150
1.75-1.99 (4.45-5.05)	1,600 (7,117)	10 (25.40)	16 1/2 (41.91)	SGHL175
2.00-2.49 (5.08-6.32)	2,200 (9,786)	10 (25.40)	19 1/2 (49.53)	SGHL200
2.50-2.99 (6.35-7.59)	2,200 (9,786)	10 (25.40)	21 1/2 (54.61)	SGHL250
3.00-3.49 (7.62-8.86)	3,200 (14,234)	10 (25.40)	23 1/2 (59.69)	SGHL300
3.50-3.99 (8.89-10.13)	3,200 (14,234)	10 (25.40)	25 1/2 (64.77)	SGHL350



Hook, Lace Closing



INDUSTRIAL

Q-15
WIRE MESH
GRIPS


Hook Eye, Rod Closing

Cable Range Inches (cm)	Approx. Break Strength Lbs. (N)	Length in Inches (cm)		Catalog No.
		E	M	
.50-.62 (1.27-1.57)	750 (3,336)	10 (25.40)	8 1/2 (21.59)	SGHR50
.62-.74 (1.57-1.88)	750 (3,336)	10 (25.40)	8 1/2 (21.59)	SGHR62
.75-.99 (1.91-2.51)	1,000 (4,448)	10 (25.40)	10 1/2 (26.67)	SGHR75
1.00-1.24 (2.54-3.15)	1,400 (6,227)	10 (25.40)	12 1/2 (31.75)	SGHR100
1.25-1.49 (3.18-3.78)	1,400 (6,227)	10 (25.40)	14 1/2 (36.83)	SGHR125
1.50-1.74 (3.81-4.42)	1,400 (6,227)	10 (25.40)	15 1/2 (39.37)	SGHR150
1.75-1.99 (4.45-5.05)	1,600 (7,117)	10 (25.40)	16 1/2 (41.91)	SGHR175
2.00-2.49 (5.08-6.32)	2,200 (9,786)	10 (25.40)	19 1/2 (49.53)	SGHR200
2.50-2.99 (6.35-7.59)	2,200 (9,786)	10 (25.40)	21 1/2 (54.61)	SGHR250
3.00-3.49 (7.62-8.86)	3,200 (14,234)	10 (25.40)	23 1/2 (59.69)	SGHR300
3.50-3.99 (8.89-10.13)	3,200 (14,234)	10 (25.40)	25 1/2 (64.77)	SGHR350



Hook Eye, Rod Closing

E = Eye length M = Mesh length at nominal diameter



Support Grips SGO Series

Standard Duty
Offset Eye
Closed Mesh

Support Grips SGO Series

APPLICATIONS

- Standard applications indoors and outdoors for support and strain relief of vertical runs to 99' (30M) and loads to 600 lbs (2669N).
- Supports the weight of vertically hung and sloping cables, hose, tubing and metal rods.
- Offset eye for use when offset positioning is required.
- Closed mesh for permanent support when the cable end is available. Split lace closing for permanent support when the cable end is not available. Split rod closing for temporary support when the cable end is not available.

FEATURES

- Gripping action increases in direct proportion to the amount of tension applied to cable.
- Easy to install and remove requiring no special tools. Can be relocated or repositioned without any difficulty, saving time and labor.
- Support grips will hold more than one cable.
- Single-weave mesh with strand equalizers provides equal loading and permits the cable to expand and contract without loss of gripping strength.
- Wire mesh is produced from high quality, non-magnetic, tin coated bronze which provides superior corrosion resistance.
- Stainless steel support grips and special lengths are available upon request. Consult factory.
- Available in cable ranges from 0.50" - 3.99" (1.27-10.13cm) and mesh lengths up to 27" (68.58cm).

Caution: Never use grips to approximate breaking strength. Refer to Wire Mesh Grips Introduction for safety and working load factors.



Offset Eye, Closed Mesh

Offset Eye, Closed Mesh

Cable Range Inches (cm)	Approx. Break Strength Lbs. (N)	Length in Inches (cm)		Catalog No.
		E	M	
.50-.62 (1.27-1.57)	500 (2,224)	4 (10.16)	10 (25.4)	SG050
.63-.74 (1.60-1.88)	750 (3,336)	4 (10.16)	10 (25.4)	SG063
.75-.99 (1.91-2.51)	950 (4,226)	4 (10.16)	13 (33.02)	SG075
1.00-1.24 (2.54-3.15)	1500 (6,672)	5 (12.7)	14 (35.56)	SG0100
1.25-1.49 (3.18-3.78)	1500 (6,672)	5 (12.7)	15 (38.1)	SG0125
1.50-1.74 (3.81-4.42)	1500 (6,672)	5 (12.7)	17 (43.18)	SG0150
1.75-1.99 (4.45-5.05)	2000 (8,896)	6 (15.24)	19 (48.26)	SG0175
2.00-2.49 (5.08-6.32)	3100 (13,789)	6 (15.24)	21 (53.34)	SG0200
2.50-2.99 (6.35-7.59)	3100 (13,789)	6 (15.24)	23 (58.42)	SG0250
3.00-3.49 (7.62-8.86)	3800 (16,902)	9 (22.86)	25 (63.50)	SG0300
3.50-3.99 (8.89-10.13)	3800 (16,902)	9 (22.86)	27 (68.58)	SG0350

E = Eye length

M = Mesh length at nominal diameter

INDUSTRIAL

Q-16
WIRE MESH
GRIPS

Support Grips SGO Series

Standard Duty
Offset Eye
Lace Closing, Rod Closing

Support Grips SGO Series

Offset Eye, Lace Closing

Cable Range Inches (cm)	Approx. Break Strength Lbs. (N)	Length in Inches (cm)		Catalog No.
		E	M	
.50-.62 (1.27-1.57)	500 (2,224)	4 (10.16)	10 (25.4)	SGOL50
.63-.74 (1.60-1.88)	750 (3,336)	4 (10.16)	10 (25.4)	SGOL63
.75-.99 (1.91-2.51)	950 (4,226)	4 (10.16)	13 (33.02)	SGOL75
1.00-1.24 (2.54-3.15)	1500 (6,672)	5 (12.7)	14 (35.56)	SGOL100
1.25-1.49 (3.18-3.78)	1500 (6,672)	5 (12.7)	15 (38.1)	SGOL125
1.50-1.74 (3.81-4.42)	1500 (6,672)	5 (12.7)	17 (43.18)	SGOL150
1.75-1.99 (4.45-5.05)	2000 (8,896)	6 (15.24)	19 (48.26)	SGOL175
2.00-2.49 (5.08-6.32)	3100 (13,789)	6 (15.24)	21 (53.34)	SGOL200
2.50-2.99 (6.35-7.59)	3100 (13,789)	6 (15.24)	23 (58.42)	SGOL250
3.00-3.49 (7.62-8.86)	3800 (16,902)	9 (22.86)	25 (63.50)	SGOL300
3.50-3.99 (8.89-10.13)	3800 (16,902)	9 (22.86)	27 (68.58)	SGOL350



Offset Eye, Lace Closing


Offset Eye, Rod Closing

Cable Range Inches (cm)	Approx. Break Strength Lbs. (N)	Length in Inches (cm)		Catalog No.
		E	M	
.50-.62 (1.27-1.57)	500 (2,224)	4 (10.16)	10 (25.4)	SGOR50
.63-.74 (1.60-1.88)	750 (3,336)	4 (10.16)	10 (25.4)	SGOR63
.75-.99 (1.91-2.51)	950 (4,226)	4 (10.16)	13 (33.02)	SGOR75
1.00-1.24 (2.54-3.15)	1500 (6,672)	5 (12.7)	14 (35.56)	SGOR100
1.25-1.49 (3.18-3.78)	1500 (6,672)	5 (12.7)	15 (38.1)	SGOR125
1.50-1.74 (3.81-4.42)	1500 (6,672)	5 (12.7)	17 (43.18)	SGOR150
1.75-1.99 (4.45-5.05)	2000 (8,896)	6 (15.24)	19 (48.26)	SGOR175
2.00-2.49 (5.08-6.32)	3100 (13,789)	6 (15.24)	21 (53.34)	SGOR200
2.50-2.99 (6.35-7.59)	3100 (13,789)	6 (15.24)	23 (58.42)	SGOR250
3.00-3.49 (7.62-8.86)	3800 (16,902)	9 (22.86)	25 (63.50)	SGOR300
3.50-3.99 (8.89-10.13)	3800 (16,902)	9 (22.86)	27 (68.58)	SGOR350




Offset Eye, Rod Closing

E = Eye length M = Mesh length at nominal diameter



INDUSTRIAL

Q-17
WIRE MESH
GRIPS



Support Grips SGU Series

Standard Duty
Universal Bail
Closed Mesh

Support Grips SGU Series


APPLICATIONS

- Standard applications indoors and outdoors for support and strain relief of vertical runs to 99' (30 M) and loads to 600 lbs (2669 N).
- Supports the weight of vertically hung and sloping cables, hose, tubing and metal rods.
- Universal bail attachment fits around beam or pipe and can be locked in place.
- Closed mesh for permanent support when the cable end is available. Split lace closing for permanent support when the cable end is not available. Split rod closing for temporary support when the cable end is not available.

FEATURES

- Gripping action increases in direct proportion to the amount of tension applied to cable.
- Easy to install and remove requiring no special tools. Can be relocated or repositioned without any difficulty, saving time and labor.
- Support grips will hold more than one cable.
- Single-weave mesh with strand equalizers provides equal loading and permits the cable to expand and contract without loss of gripping strength.
- Wire mesh is produced from high quality, non-magnetic, tin coated bronze which provides superior corrosion resistance.
- Stainless steel support grips and special lengths are available upon request. Consult factory.
- Available in cable ranges from .50" - 3.99" (1.27-10.13cm) and mesh lengths up to 27" (68.58cm).

Caution: Never use grips to approximate breaking strength. Refer to Wire Mesh Grips Introduction for safety and working load factors.



Universal Bail,
Closed Mesh

Universal Bail, Closed Mesh

Cable Range Inches (cm)	Approx. Break Strength Lbs. (N)	Length in Inches (cm)		Catalog No.
		E	M	
.50-.62 (1.27-1.57)	530 (2,357)	18 (45.72)	10 (25.4)	SGU50
.63-.74 (1.60-1.88)	790 (3,514)	18 (45.72)	10 (25.4)	SGU63
.75-.99 (1.91-2.51)	1020 (4,537)	18 (45.72)	13 (33.02)	SGU75
1.00-1.24 (2.54-3.15)	1610 (7,161)	18 (45.72)	14 (35.56)	SGU100
1.25-1.49 (3.18-3.78)	1610 (7,161)	18 (45.72)	15 (38.10)	SGU125
1.50-1.74 (3.81-4.42)	1610 (7,161)	18 (45.72)	17 (43.18)	SGU150
1.75-1.99 (4.45-5.05)	2150 (9,563)	18 (45.72)	19 (48.26)	SGU175
2.00-2.49 (5.08-6.32)	3260 (14,500)	18 (45.72)	21 (53.34)	SGU200
2.50-2.99 (6.35-7.59)	3260 (14,500)	18 (45.72)	23 (58.42)	SGU250
3.00-3.49 (7.62-8.86)	4900 (21,795)	18 (45.72)	25 (63.5)	SGU300
3.50-3.99 (8.89-10.13)	4900 (21,795)	18 (45.72)	27 (68.58)	SGU350

E = Eye length

M = Mesh length at nominal diameter

INDUSTRIAL

Q-18
WIRE MESH
GRIPS

Support Grips SGU Series

Standard Duty
Universal Bail
Lace Closing, Rod Closing

Support Grips SGU Series

Universal Bail, Lace Closing

Cable Range Inches (cm)	Approx. Break Strength Lbs. (N)	Length in Inches (cm)		Catalog No.
		E	M	
.50-.62 (1.27-1.57)	530 (2,357)	18 (45.72)	10 (25.4)	SGUL50
.63-.74 (1.60-1.88)	790 (3,514)	18 (45.72)	10 (25.4)	SGUL63
.75-.99 (1.91-2.51)	1020 (4,537)	18 (45.72)	13 (33.02)	SGUL75
1.00-1.24 (2.54-3.15)	1610 (7,161)	18 (45.72)	14 (35.56)	SGUL100
1.25-1.49 (3.18-3.78)	1610 (7,161)	18 (45.72)	15 (38.10)	SGUL125
1.50-1.74 (3.81-4.42)	1610 (7,161)	18 (45.72)	17 (43.18)	SGUL150
1.75-1.99 (4.45-5.05)	2150 (9,563)	18 (45.72)	19 (48.26)	SGUL175
2.00-2.49 (5.08-6.32)	3260 (14,500)	18 (45.72)	21 (53.34)	SGUL200
2.50-2.99 (6.35-7.59)	3260 (14,500)	18 (45.72)	23 (58.42)	SGUL250
3.00-3.49 (7.62-8.86)	4900 (21,795)	18 (45.72)	25 (63.5)	SGUL300
3.50-3.99 (8.89-10.13)	4900 (21,795)	18 (45.72)	27 (68.58)	SGUL350

Universal Bail, Rod Closing

Cable Range Inches (cm)	Approx. Break Strength Lbs. (N)	Length in Inches (cm)		Catalog No.
		E	M	
.50-.62 (1.27-1.57)	530 (2,357)	18 (45.72)	10 (25.4)	SGUR50
.63-.74 (1.60-1.88)	790 (3,514)	18 (45.72)	10 (25.4)	SGUR63
.75-.99 (1.91-2.51)	1020 (4,537)	18 (45.72)	13 (33.02)	SGUR75
1.00-1.24 (2.54-3.15)	1610 (7,161)	18 (45.72)	14 (35.56)	SGUR100
1.25-1.49 (3.18-3.78)	1610 (7,161)	18 (45.72)	15 (38.10)	SGUR125
1.50-1.74 (3.81-4.42)	1610 (7,161)	18 (45.72)	17 (43.18)	SGUR150
1.75-1.99 (4.45-5.05)	2150 (9,563)	18 (45.72)	19 (48.26)	SGUR175
2.00-2.49 (5.08-6.32)	3260 (14,500)	18 (45.72)	21 (53.34)	SGUR200
2.50-2.99 (6.35-7.59)	3260 (14,500)	18 (45.72)	23 (58.42)	SGUR250
3.00-3.49 (7.62-8.86)	4900 (21,795)	18 (45.72)	25 (63.5)	SGUR300
3.50-3.99 (8.89-10.13)	4900 (21,795)	18 (45.72)	27 (68.58)	SGUR350


E = Eye length M = Mesh length at nominal diameter



Universal Bail,
Lace Closing




Universal Bail,
Rod Closing



INDUSTRIAL

Q-19
WIRE MESH
GRIPS



Support Grips SGT Series

**Heavy Duty
Single and Double Eye
Closed Mesh**

Support Grips SGT Series

APPLICATIONS

- Heavy-duty applications, indoors and outdoors, for support and strain relief of vertical runs over 100' (30.5M) and loads over 600 lbs (2669N).
- Permanent support of heavy loads and long runs of vertically hung cables, hose, tubing and metal rods.
- Used with poles, towers, buildings, elevators, mine shafts and other structures.
- Single eye for use when cable is vertical and for applications where cable bends.
- Double eye for use when cable is vertical and extends without bending.

FEATURES

- Gripping action increases in direct proportion to the amount of tension applied to cable.
- Easy to install and remove requiring no special tools. Can be relocated or repositioned without any difficulty, saving time and labor.
- Support grips will hold more than one cable.
- Double weave variable mesh construction provides equal loading and permits the cable to expand and contract without loss of gripping strength.
- Wire mesh is produced from high quality, non-magnetic, tin coated bronze which provides superior corrosion resistance.
- Stainless steel support grips and special lengths are available upon request. Consult factory.
- Available in cable ranges from 0.75" - 4.49" (1.91-11.40cm) and mesh lengths up to 46" (116.84cm).

Caution: Never use grips to approximate breaking strength. Refer to Wire Mesh Grips Introduction for safety and working load factors.

INDUSTRIAL

**Q-20
WIRE MESH
GRIPS**



Single Eye, Heavy Duty



Double Eye, Heavy Duty

Single Eye, Heavy Duty, Closed Mesh

Cable Range Inches (cm)	Approx. Break Strength Lbs. (N)	Length in Inches (cm)		Catalog No.
		E	M	
.75-.99 (1.91-2.51)	2820 (12,543)	10 (25.4)	25 (63.5)	SGTS75
1.00-1.24 (2.54-3.15)	4280 (19,037)	10 (25.4)	28 (71.12)	SGTS100
1.25-1.49 (3.18-3.78)	4280 (19,037)	10 (25.4)	30 (76.20)	SGTS125
1.50-1.99 (3.81-5.05)	4280 (19,037)	10 (25.4)	34 (86.36)	SGTS150

Double Eye, Heavy Duty, Closed Mesh


Cable Range Inches (cm)	Approx. Break Strength Lbs. (N)	Length in Inches (cm)		Catalog No.
		E	M	
.75-.99 (1.91-2.51)	2820 (12,543)	10 (25.4)	25 (63.5)	SGTD75
1.00-1.24 (2.54-3.15)	4280 (19,037)	10 (25.4)	28 (71.12)	SGTD100
1.25-1.49 (3.18-3.78)	4280 (19,037)	10 (25.4)	30 (76.20)	SGTD125
1.50-1.99 (3.81-5.05)	4280 (19,037)	10 (25.4)	34 (86.36)	SGTD150
2.00-2.49 (5.08-6.32)	8050 (35,806)	10 (25.4)	36 (91.44)	SGTD200
2.50-2.99 (6.35-7.59)	8050 (35,806)	10 (25.4)	38 (96.52)	SGTD250
3.00-3.49 (7.62-8.86)	10060 (44,747)	10 (25.4)	40 (101.60)	SGTD300
3.50-3.99 (8.89-10.13)	12070 (53,687)	10 (25.4)	44 (111.76)	SGTD350
4.00-4.49 (10.20-11.40)	12070 (53,687)	10 (25.4)	46 (116.84)	SGTD400

E = Eye length

M = Mesh length at nominal diameter

Support Grips SD Series

Service Drops
Standard Duty
Single Eye and
Universal Bail



INDUSTRIAL

Q-21
WIRE MESH
GRIPS

Support Grips SD Series

APPLICATIONS

- Light-duty support of all types of suspended service cables indoor or outdoor.
- Service entrance, cable TV, telephone, fiber optics in sloping, vertical and horizontal positions.

FEATURES

- Gripping action increases in direct proportion to the amount of tension applied to cable.
- Single weave variable mesh construction.
- Wire mesh is produced from high quality, non-magnetic, tin coated bronze which provides superior corrosion resistance.
- Stainless steel support grips and special lengths are available upon request. Consult factory.
- Available in cable ranges from 0.23"-1.25" (.58-3.18cm) and mesh lengths up to 9.5" (24.13cm).

Caution: Never use grips to approximate breaking strength. Refer to Wire Mesh Grips Introduction for safety and working load factors.

Single Eye, Standard Duty					
Cable Range Inches (cm)	Approx. Break Strength Lbs. (N)	Length in Inches (cm)		Catalog No.	
		E	M		
.23-.31 (.58-.79)	290 (1,290)	4 (20.32)	3.75 (9.53)	SDS23	
.32-.43 (.81-1.09)	290 (1,290)	4 (20.32)	4.25 (10.80)	SDS32	
.43-.56 (1.09-1.42)	380 (1,690)	6 (15.24)	5 (12.70)	SDS43	
.56-.73 (1.42-1.85)	600 (2,669)	7 (17.78)	6 (15.24)	SDS56	
.73-.85 (1.85-2.16)	790 (3,514)	7 (17.78)	6.75 (17.15)	SDS73	
.85-1.00 (2.16-2.54)	1,020 (4,537)	8 (20.32)	8 (20.32)	SDS85	
1.00-1.25 (2.54-3.18)	1,020 (4,537)	9 (22.86)	9.5 (24.13)	SDS100	




Single Eye,
Standard Duty

Universal Eye, Standard Duty					
Cable Range Inches (cm)	Approx. Break Strength Lbs. (N)	Length in Inches (cm)		Catalog No.	
		E	M		
.23-.31 (.58-.79)	290 (1,290)	8 (20.32)	3.75 (9.53)	SDU23	
.32-.43 (.81-1.09)	290 (1,290)	10 (25.4)	4.25 (10.80)	SDU32	
.43-.56 (1.09-1.42)	380 (1,690)	12 (30.48)	5 (12.70)	SDU43	
.56-.73 (1.42-1.85)	600 (2,669)	13 (33.02)	6 (15.24)	SDU56	
.73-.85 (1.85-2.16)	790 (3,514)	14 (35.56)	6.75 (17.15)	SDU73	
.85-1.00 (2.16-2.54)	1,020 (4,537)	14 (35.56)	8 (20.32)	SDU85	
1.00-1.25 (2.54-3.18)	1,020 (4,537)	15 (38.10)	9.5 (24.13)	SDU100	



Universal Eye,
Standard Duty

E = Eye length M = Mesh length at nominal diameter



INDUSTRIAL

Q-22
WIRE MESH
GRIPS

Support Grips SDT Series

**Service Drops
Heavy Duty
Single Eye and
Universal Ball**

Support Grips SDT Series

APPLICATIONS

- Heavy-duty support of all types of suspended service cables indoor or outdoor.
- Service entrance, cable TV, telephone, fiber optics in sloping, vertical and horizontal positions.

FEATURES

- Gripping action increases in direct proportion to the amount of tension applied to cable.
- Double weave variable mesh construction.
- Wire mesh is produced from high quality, non-magnetic, tin coated bronze which provides superior corrosion resistance.
- Stainless steel support grips and special lengths are available upon request. Consult factory.
- Available in cable ranges from 0.23"-1.25" (.58-3.18cm) and mesh lengths up to 14 inches (35.56cm).

Caution: *Never use grips to approximate breaking strength. Refer to Wire Mesh Grips Introduction for safety and working load factors.*



**Single Eye,
Heavy Duty**



**Universal Eye,
Heavy Duty**

Single Eye, Heavy Duty

Cable Range Inches (cm)	Approx. Break Strength Lbs. (N)	Length in Inches (cm)		Catalog No.
		E	M	
.23-.31 (.58-.79)	500 (2,224)	5 (12.7)	5 (12.7)	SDTS23
.32-.43 (.81-1.09)	500 (2,224)	6 (15.24)	6.5 (16.51)	SDTS32
.43-.56 (1.09-1.42)	870 (3,870)	6 (15.24)	8 (20.32)	SDTS43
.56-.73 (1.42-1.85)	1050 (4,670)	7 (17.78)	9 (22.86)	SDTS56
.73-.85 (1.85-2.16)	1390 (6,183)	8 (20.32)	10.5 (26.67)	SDTS73
.85-1.00 (2.16-2.54)	1790 (7,962)	8 (20.32)	12 (30.48)	SDTS85
1.00-1.25 (2.54-3.18)	1790 (7,962)	9 (22.86)	14 (35.56)	SDTS100

Universal Eye, Heavy Duty


Cable Range Inches (cm)	Approx. Break Strength Lbs. (N)	Length in Inches (cm)		Catalog No.
		E	M	
.23-.31 (.58-.79)	500 (2,224)	9 (22.86)	5 (12.7)	SDTU23
.32-.43 (.81-1.09)	500 (2,224)	10 (25.4)	6.5 (16.51)	SDTU32
.43-.56 (1.09-1.42)	870 (3,870)	12 (30.48)	8 (20.32)	SDTU43
.56-.73 (1.42-1.85)	1050 (4,670)	13 (33.02)	9.5 (24.13)	SDTU56
.73-.85 (1.85-2.16)	1390 (6,183)	14 (35.56)	10.5 (26.67)	SDTU73
.85-1.00 (2.16-2.54)	1790 (7,962)	14 (35.56)	12 (30.48)	SDTU85
1.00-1.25 (2.54-3.18)	1790 (7,962)	15 (38.1)	14 (35.56)	SDTU100

E = Eye length

M = Mesh length at nominal diameter

Support Grips R Series

Conduit Riser Grips Closed Mesh, Lace Closing Rod Closing



INDUSTRIAL

Q-23
WIRE MESH
GRIPS

Support Grips R Series

APPLICATIONS

- Standard and heavy-duty applications indoors and outdoors.
- Used to support vertically hung cable in schedule 40 conduit when cable end is available.
- Reduces cable creepage in the conduit.
- Building and pole risers, underground cable lines, any application where ring termination is practical.
- Closed mesh for permanent support when the cable end is available.
- Rod closing for temporary support when cable end is not available. Lace closing for permanent support when cable end is not available.

FEATURES

- Gripping action increases in direct proportion to the amount of tension applied to cable.
- Fast and easy to install, requiring no special tools.
- Single weave mesh is produced from high quality, non-magnetic, tin coated bronze which provides superior corrosion resistance.
- Grip is fastened to a rugged brass support ring which seats on the rim of the conduit and requires no other hardware for a secure installation.
- Stainless steel support grips, double weave construction and special lengths available upon request. Consult factory.
- Closed mesh available for conduit sizes ranging from 0.75" thru 6" (1.91-15.24cm) and cable diameters ranging from 0.50"-3.99" (1.27-10.13cm). Lace and Rod closing available for conduit sizes from 1.25" (3.18cm) thru 6" (15.24cm) and cable diameters ranging from 0.75" - 3.99" (1.91-10.13cm).

Caution: Never use grips to approximate breaking strength. Refer to Wire Mesh Grips Introduction for safety and working load factors.

Standard Duty, Closed Mesh

Cable Range Inches (cm)	Conduit Dia. Inches	Approx. Break Strength Lbs. (N)	Mesh Length Inches (cm)	Catalog No.
.50-.62 (1.27-1.57)	3/4	290-530 (1,290-2,357)	8 (20.32)	R250
.50-.62 (1.27-1.57)	1	290-530 (1,290-2,357)	8 (20.32)	R350
.50-.62 (1.27-1.57)	1 1/4	290-530 (1,290-2,357)	8 (20.32)	R450
.50-.62 (1.27-1.57)	1 1/2	290-530 (1,290-2,357)	8 (20.32)	R550
.50-.62 (1.27-1.57)	2	290-530 (1,290-2,357)	8 (20.32)	R650
.50-.62 (1.27-1.57)	2 1/2	290-530 (1,290-2,357)	8 (20.32)	R750
.50-.62 (1.27-1.57)	3	290-530 (1,290-2,357)	8 (20.32)	R850
.63-.74 (1.60-1.88)	1	435-790 (1,935-3,514)	9 (22.86)	R363
.63-.74 (1.60-1.88)	1 1/4	435-790 (1,935-3,514)	9 (22.86)	R463
.63-.74 (1.60-1.88)	1 1/2	435-790 (1,935-3,514)	9 (22.86)	R563
.63-.74 (1.60-1.88)	2	435-790 (1,935-3,514)	9 (22.86)	R663
.63-.74 (1.60-1.88)	2 1/2	435-790 (1,935-3,514)	9 (22.86)	R763
.63-.74 (1.60-1.88)	3	435-790 (1,935-3,514)	9 (22.86)	R863
.63-.74 (1.60-1.88)	3 1/2	435-790 (1,935-3,514)	9 (22.86)	R963
.63-.74 (1.60-1.88)	4	435-790 (1,935-3,514)	9 (22.86)	R1063
.75-.99 (1.91-2.51)	1 1/4	560-1,030 (2,491-4,581)	10 (25.4)	R475
.75-.99 (1.91-2.51)	1 1/2	560-1,030 (2,491-4,581)	10 (25.4)	R575
.75-.99 (1.91-2.51)	2	560-1,030 (2,491-4,581)	10 (25.4)	R675
.75-.99 (1.91-2.51)	2 1/2	560-1,030 (2,491-4,581)	10 (25.4)	R775
.75-.99 (1.91-2.51)	3	560-1,030 (2,491-4,581)	10 (25.4)	R875
.75-.99 (1.91-2.51)	3 1/2	560-1,030 (2,491-4,581)	10 (25.4)	R975
.75-.99 (1.91-2.51)	4	560-1,030 (2,491-4,581)	10 (25.4)	R1075
.75-.99 (1.91-2.51)	4 1/2	560-1,030 (2,491-4,581)	10 (25.4)	R1175
.75-.99 (1.91-2.51)	5	560-1,030 (2,491-4,581)	10 (25.4)	R1275
.75-.99 (1.91-2.51)	6	560-1,030 (2,491-4,581)	10 (25.4)	R1475
1.00-1.24 (2.54-3.15)	1 1/2	890-1,610 (3,959-7,161)	11 (27.94)	R5100
1.00-1.24 (2.54-3.15)	2	890-1,610 (3,959-7,161)	11 (27.94)	R6100



Standard Duty,
Closed Mesh

Support Grips R Series

Standard Duty, Closed Mesh (continued)

Cable Range Inches (cm)	Conduit Dia. Inches	Approx. Break Strength Lbs. (N)	Mesh Length Inches (cm)	Catalog No.
1.00-1.24 (2.54-3.15)	2 1/2	890-1,610 (3,959-7,161)	11 (27.94)	R7100
1.00-1.24 (2.54-3.15)	3	890-1,610 (3,959-7,161)	11 (27.94)	R8100
1.00-1.24 (2.54-3.15)	3 1/2	890-1,610 (3,959-7,161)	11 (27.94)	R9100
1.00-1.24 (2.54-3.15)	4	890-1,610 (3,959-7,161)	11 (27.94)	R10100
1.00-1.24 (2.54-3.15)	4 1/2	890-1,610 (3,959-7,161)	11 (27.94)	R11100
1.00-1.24 (2.54-3.15)	5	890-1,610 (3,959-7,161)	11 (27.94)	R12100
1.00-1.24 (2.54-3.15)	6	890-1,610 (3,959-7,161)	11 (27.94)	R14100
1.25-1.49 (3.18-3.78)	2	890-1,610 (3,959-7,161)	12 (30.48)	R6125
1.25-1.49 (3.18-3.78)	2 1/2	890-1,610 (3,959-7,161)	12 (30.48)	R7125
1.25-1.49 (3.18-3.78)	3	890-1,610 (3,959-7,161)	12 (30.48)	R8125
1.25-1.49 (3.18-3.78)	3 1/2	890-1,610 (3,959-7,161)	12 (30.48)	R9125
1.25-1.49 (3.18-3.78)	4	890-1,610 (3,959-7,161)	12 (30.48)	R10125
1.25-1.49 (3.18-3.78)	4 1/2	890-1,610 (3,959-7,161)	12 (30.48)	R11125
1.25-1.49 (3.18-3.78)	5	890-1,610 (3,959-7,161)	12 (30.48)	R12125
1.25-1.49 (3.18-3.78)	6	890-1,610 (3,959-7,161)	12 (30.48)	R14125
1.50-1.74 (3.81-4.42)	2 1/2	890-1,610 (3,959-7,161)	13 (33.02)	R7150
1.50-1.74 (3.81-4.42)	3	890-1,610 (3,959-7,161)	13 (33.02)	R8150
1.50-1.74 (3.81-4.42)	3 1/2	890-1,610 (3,959-7,161)	13 (33.02)	R9150
1.50-1.74 (3.81-4.42)	4	890-1,610 (3,959-7,161)	13 (33.02)	R10150
1.50-1.74 (3.81-4.42)	4 1/2	890-1,610 (3,959-7,161)	13 (33.02)	R11150
1.50-1.74 (3.81-4.42)	5	890-1,610 (3,959-7,161)	13 (33.02)	R12150
1.50-1.74 (3.81-4.42)	6	890-1,610 (3,959-7,161)	13 (33.02)	R14150
1.75-1.99 (4.45-5.05)	2 1/2	1,180-2,150 (5,249-9,563)	14 (35.56)	R7175
1.75-1.99 (4.45-5.05)	3	1,180-2,150 (5,249-9,563)	14 (35.56)	R8175
1.75-1.99 (4.45-5.05)	3 1/2	1,180-2,150 (5,249-9,563)	14 (35.56)	R9175
1.75-1.99 (4.45-5.05)	4	1,180-2,150 (5,249-9,563)	14 (35.56)	R10175
1.75-1.99 (4.45-5.05)	4 1/2	1,180-2,150 (5,249-9,563)	14 (35.56)	R11175
1.75-1.99 (4.45-5.05)	5	1,180-2,150 (5,249-9,563)	14 (35.56)	R12175
1.75-1.99 (4.45-5.05)	6	1,180-2,150 (5,249-9,563)	14 (35.56)	R14175
2.00-2.49 (5.08-6.32)	3	1,795-3,260 (7,984-14,500)	17 (43.18)	R8200
2.00-2.49 (5.08-6.32)	3 1/2	1,795-3,260 (7,984-14,500)	17 (43.18)	R9200
2.00-2.49 (5.08-6.32)	4	1,795-3,260 (7,984-14,500)	17 (43.18)	R10200
2.00-2.49 (5.08-6.32)	4 1/2	1,795-3,260 (7,984-14,500)	17 (43.18)	R11200
2.00-2.49 (5.08-6.32)	5	1,795-3,260 (7,984-14,500)	17 (43.18)	R12200
2.00-2.49 (5.08-6.32)	6	1,795-3,260 (7,984-14,500)	17 (43.18)	R14200
2.50-2.99 (6.35-7.59)	3 1/2	1,795-3,260 (7,984-14,500)	18 (45.72)	R9250
2.50-2.99 (6.35-7.59)	4	1,795-3,260 (7,984-14,500)	18 (45.72)	R10250
2.50-2.99 (6.35-7.59)	4 1/2	1,795-3,260 (7,984-14,500)	18 (45.72)	R11250
2.50-2.99 (6.35-7.59)	5	1,795-3,260 (7,984-14,500)	18 (45.72)	R12250
2.50-2.99 (6.35-7.59)	6	1,795-3,260 (7,984-14,500)	18 (45.72)	R14250
3.00-3.49 (7.62-8.86)	4	2,245-4,080 (9,986-18,148)	20 (50.80)	R10300
3.00-3.49 (7.62-8.86)	4 1/2	2,245-4,080 (9,986-18,148)	20 (50.80)	R11300
3.00-3.49 (7.62-8.86)	5	2,245-4,080 (9,986-18,148)	20 (50.80)	R12300
3.00-3.49 (7.62-8.86)	6	2,245-4,080 (9,986-18,148)	20 (50.80)	R14300
3.50-3.99 (8.89-10.13)	4 1/2	2,245-4,080 (9,986-18,148)	21 (53.34)	R11350
3.50-3.99 (8.89-10.13)	5	2,245-4,080 (9,986-18,148)	21 (53.34)	R12350
3.50-3.99 (8.89-10.13)	6	2,245-4,080 (9,986-18,148)	21 (53.34)	R14350

INDUSTRIAL

Q-24
WIRE MESH
GRIPS

Support Grips R Series

Conduit Riser Grips Lace Closing


Support Grips R Series

Heavy Duty, Lace Closing

Cable Range Inches (cm)	Conduit Dia. Inches	Approx. Break Strength Lbs. (N)	Mesh Length Inches (cm)	Catalog No.
.75-.99 (1.91-2.51)	1 1/4	870-1,580 (3,870-7,028)	10 (25.4)	RTL475
.75-.99 (1.91-2.51)	1 1/2	870-1,580 (3,870-7,028)	10 (25.4)	RTL575
.75-.99 (1.91-2.51)	2	870-1,580 (3,870-7,028)	10 (25.4)	RTL675
.75-.99 (1.91-2.51)	2 1/2	870-1,580 (3,870-7,028)	10 (25.4)	RTL775
.75-.99 (1.91-2.51)	3	870-1,580 (3,870-7,028)	10 (25.4)	RTL875
.75-.99 (1.91-2.51)	3 1/2	870-1,580 (3,870-7,028)	10 (25.4)	RTL975
.75-.99 (1.91-2.51)	4	870-1,580 (3,870-7,028)	10 (25.4)	RTL1075
.75-.99 (1.91-2.51)	4 1/2	870-1,580 (3,870-7,028)	10 (25.4)	RTL1175
.75-.99 (1.91-2.51)	5	870-1,580 (3,870-7,028)	10 (25.4)	RTL1275
.75-.99 (1.91-2.51)	6	870-1,580 (3,870-7,028)	10 (25.4)	RTL1475
1.00-1.24 (2.54-3.15)	1 1/2	1,125-2,040 (5,004-9,074)	11 (27.94)	RTL5100
1.00-1.24 (2.54-3.15)	2	1,125-2,040 (5,004-9,074)	11 (27.94)	RTL6100
1.00-1.24 (2.54-3.15)	2 1/2	1,125-2,040 (5,004-9,074)	11 (27.94)	RTL7100
1.00-1.24 (2.54-3.15)	3	1,125-2,040 (5,004-9,074)	11 (27.94)	RTL8100
1.00-1.24 (2.54-3.15)	3 1/2	1,125-2,040 (5,004-9,074)	11 (27.94)	RTL9100
1.00-1.24 (2.54-3.15)	4	1,125-2,040 (5,004-9,074)	11 (27.94)	RTL10100
1.00-1.24 (2.54-3.15)	4 1/2	1,125-2,040 (5,004-9,074)	11 (27.94)	RTL11100
1.00-1.24 (2.54-3.15)	5	1,125-2,040 (5,004-9,074)	11 (27.94)	RTL12100
1.00-1.24 (2.54-3.15)	6	1,125-2,040 (5,004-9,074)	11 (27.94)	RTL14100
1.25-1.49 (3.18-3.78)	2	1,125-2,040 (5,004-9,074)	12 (30.48)	RTL6125
1.25-1.49 (3.18-3.78)	2 1/2	1,125-2,040 (5,004-9,074)	12 (30.48)	RTL7125
1.25-1.49 (3.18-3.78)	3	1,125-2,040 (5,004-9,074)	12 (30.48)	RTL8125
1.25-1.49 (3.18-3.78)	3 1/2	1,125-2,040 (5,004-9,074)	12 (30.48)	RTL9125
1.25-1.49 (3.18-3.78)	4	1,125-2,040 (5,004-9,074)	12 (30.48)	RTL10125
1.25-1.49 (3.18-3.78)	4 1/2	1,125-2,040 (5,004-9,074)	12 (30.48)	RTL11125
1.25-1.49 (3.18-3.78)	5	1,125-2,040 (5,004-9,074)	12 (30.48)	RTL12125
1.25-1.49 (3.18-3.78)	6	1,125-2,040 (5,004-9,074)	12 (30.48)	RTL14125
1.50-1.74 (3.81-4.42)	2 1/2	1,125-2,040 (5,004-9,074)	13 (33.02)	RTL7150
1.50-1.74 (3.81-4.42)	3	1,125-2,040 (5,004-9,074)	13 (33.02)	RTL8150
1.50-1.74 (3.81-4.42)	3 1/2	1,125-2,040 (5,004-9,074)	13 (33.02)	RTL9150



**Heavy Duty,
Lace Closing**



INDUSTRIAL

Q-25
WIRE MESH
GRIPS

Support Grips R Series

Conduit Riser Grips
Lace Closing

Support Grips R Series

Heavy Duty, Lace Closing (continued)

Cable Range Inches (cm)	Conduit Dia. Inches	Approx. Break Strength Lbs. (N)	Mesh Length Inches (cm)	Catalog No.
1.50-1.74 (3.81-4.42)	4	1,125-2,040 (5,004-9,074)	13 (33.02)	RTL10150
1.50-1.74 (3.81-4.42)	4 1/2	1,125-2,040 (5,004-9,074)	13 (33.02)	RTL11150
1.50-1.74 (3.81-4.42)	5	1,125-2,040 (5,004-9,074)	13 (33.02)	RTL12150
1.50-1.74 (3.81-4.42)	6	1,125-2,040 (5,004-9,074)	13 (33.02)	RTL14150
1.75-1.99 (4.45-5.05)	2 1/2	1,500-2,730 (6,672-12,143)	14 (35.56)	RTL7175
1.75-1.99 (4.45-5.05)	3	1,500-2,730 (6,672-12,143)	14 (35.56)	RTL8175
1.75-1.99 (4.45-5.05)	3 1/2	1,500-2,730 (6,672-12,143)	14 (35.56)	RTL9175
1.75-1.99 (4.45-5.05)	4	1,500-2,730 (6,672-12,143)	14 (35.56)	RTL10175
1.75-1.99 (4.45-5.05)	4 1/2	1,500-2,730 (6,672-12,143)	14 (35.56)	RTL11175
1.75-1.99 (4.45-5.05)	5	1,500-2,730 (6,672-12,143)	14 (35.56)	RTL12175
1.75-1.99 (4.45-5.05)	6	1,500-2,730 (6,672-12,143)	14 (35.56)	RTL14175
2.00-2.49 (5.08-6.32)	3	2,365-4,300 (10,520-19,126)	17 (43.18)	RTL8200
2.00-2.49 (5.08-6.32)	3 1/2	2,365-4,300 (10,520-19,126)	17 (43.18)	RTL9200
2.00-2.49 (5.08-6.32)	4	2,365-4,300 (10,520-19,126)	17 (43.18)	RTL10200
2.00-2.49 (5.08-6.32)	4 1/2	2,365-4,300 (10,520-19,126)	17 (43.18)	RTL11200
2.00-2.49 (5.08-6.32)	5	2,365-4,300 (10,520-19,126)	17 (43.18)	RTL12200
2.00-2.49 (5.08-6.32)	6	2,365-4,300 (10,520-19,126)	17 (43.18)	RTL14200
2.50-2.99 (6.35-7.59)	3 1/2	2,365-4,300 (10,520-19,126)	18 (45.72)	RTL9250
2.50-2.99 (6.35-7.59)	4	2,365-4,300 (10,520-19,126)	18 (45.72)	RTL10250
2.50-2.99 (6.35-7.59)	4 1/2	2,365-4,300 (10,520-19,126)	18 (45.72)	RTL11250
2.50-2.99 (6.35-7.59)	5	2,365-4,300 (10,520-19,126)	18 (45.72)	RTL12250
2.50-2.99 (6.35-7.59)	6	2,365-4,300 (10,520-19,126)	18 (45.72)	RTL14250
3.00-3.49 (7.62-8.86)	4	2,955-5,380 (13,144-23,930)	20 (50.80)	RTL10300
3.00-3.49 (7.62-8.86)	4 1/2	2,955-5,380 (13,144-23,930)	20 (50.80)	RTL11300
3.00-3.49 (7.62-8.86)	5	2,955-5,380 (13,144-23,930)	20 (50.80)	RTL12300
3.00-3.49 (7.62-8.86)	6	2,955-5,380 (13,144-23,930)	20 (50.80)	RTL14300
3.50-3.99 (8.89-10.13)	4 1/2	2,955-5,380 (13,144-23,930)	21 (53.34)	RTL11350
3.50-3.99 (8.89-10.13)	5	2,955-5,380 (13,144-23,930)	21 (53.34)	RTL12350
3.50-3.99 (8.89-10.13)	6	2,955-5,380 (13,144-23,930)	21 (53.34)	RTL14350

INDUSTRIAL

Q-26
WIRE MESH
GRIPS

Support Grips R Series

Conduit Riser Grips Rod Closing


Support Grips R Series

Standard Duty, Rod Closing

Cable Range Inches (cm)	Conduit Dia. Inches	Approx. Break Strength Lbs. (N)	Mesh Length Inches (cm)	Catalog No.
.75-.99 (1.91-2.51)	1 1/4	560-1,020 (2,491-4,537)	11 (27.94)	RR475
.75-.99 (1.91-2.51)	1 1/2	560-1,020 (2,491-4,537)	11 (27.94)	RR575
.75-.99 (1.91-2.51)	2	560-1,020 (2,491-4,537)	11 (27.94)	RR675
.75-.99 (1.91-2.51)	2 1/2	560-1,020 (2,491-4,537)	11 (27.94)	RR775
.75-.99 (1.91-2.51)	3	560-1,020 (2,491-4,537)	11 (27.94)	RR875
.75-.99 (1.91-2.51)	3 1/2	560-1,020 (2,491-4,537)	11 (27.94)	RR975
.75-.99 (1.91-2.51)	4	560-1,020 (2,491-4,537)	11 (27.94)	RR1075
.75-.99 (1.91-2.51)	4 1/2	560-1,020 (2,491-4,537)	11 (27.94)	RR1175
.75-.99 (1.91-2.51)	5	560-1,020 (2,491-4,537)	11 (27.94)	RR1275
.75-.99 (1.91-2.51)	6	560-1,020 (2,491-4,537)	11 (27.94)	RR1475
1.00-1.24 (2.54-3.15)	1 1/2	890-1,610 (3,959-7,161)	12 (30.48)	RR5100
1.00-1.24 (2.54-3.15)	2	890-1,610 (3,959-7,161)	12 (30.48)	RR6100
1.00-1.24 (2.54-3.15)	2 1/2	890-1,610 (3,959-7,161)	12 (30.48)	RR7100
1.00-1.24 (2.54-3.15)	3	890-1,610 (3,959-7,161)	12 (30.48)	RR8100
1.00-1.24 (2.54-3.15)	3 1/2	890-1,610 (3,959-7,161)	12 (30.48)	RR9100
1.00-1.24 (2.54-3.15)	4	890-1,610 (3,959-7,161)	12 (30.48)	RR10100
1.00-1.24 (2.54-3.15)	4 1/2	890-1,610 (3,959-7,161)	12 (30.48)	RR11100
1.00-1.24 (2.54-3.15)	5	890-1,610 (3,959-7,161)	12 (30.48)	RR12100
1.00-1.24 (2.54-3.15)	6	890-1,610 (3,959-7,161)	12 (30.48)	RR14100
1.25-1.49 (3.18-3.78)	2	890-1,610 (3,959-7,161)	13 (33.02)	RR6125
1.25-1.49 (3.18-3.78)	2 1/2	890-1,610 (3,959-7,161)	13 (33.02)	RR7125
1.25-1.49 (3.18-3.78)	3	890-1,610 (3,959-7,161)	13 (33.02)	RR8125
1.25-1.49 (3.18-3.78)	3 1/2	890-1,610 (3,959-7,161)	13 (33.02)	RR9125
1.25-1.49 (3.18-3.78)	4	890-1,610 (3,959-7,161)	13 (33.02)	RR10125
1.25-1.49 (3.18-3.78)	4 1/2	890-1,610 (3,959-7,161)	13 (33.02)	RR11125
1.25-1.49 (3.18-3.78)	5	890-1,610 (3,959-7,161)	13 (33.02)	RR12125
1.25-1.49 (3.18-3.78)	6	890-1,610 (3,959-7,161)	13 (33.02)	RR14125
1.50-1.74 (3.81-4.42)	2 1/2	890-1,610 (3,959-7,161)	14 (35.56)	RR7150
1.50-1.74 (3.81-4.42)	3	890-1,610 (3,959-7,161)	14 (35.56)	RR8150
1.50-1.74 (3.81-4.42)	3 1/2	890-1,610 (3,959-7,161)	14 (35.56)	RR9150



Standard Duty,
Rod Closing



INDUSTRIAL

Q-27
WIRE MESH
GRIPS

Support Grips R Series

Conduit Riser Grips
Rod Closing

Support Grips R Series

Standard Duty, Rod Closing (continued)

Cable Range Inches (cm)	Conduit Dia. Inches	Approx. Break Strength Lbs. (N)	Mesh Length Inches (cm)	Catalog No.
1.50-1.74 (3.81-4.42)	4	890-1,610 (3,959-7,161)	14 (35.56)	RR10150
1.50-1.74 (3.81-4.42)	4 1/2	890-1,610 (3,959-7,161)	14 (35.56)	RR11150
1.50-1.74 (3.81-4.42)	5	890-1,610 (3,959-7,161)	14 (35.56)	RR12150
1.50-1.74 (3.81-4.42)	6	890-1,610 (3,959-7,161)	14 (35.56)	RR14150
1.75-1.99 (4.45-5.05)	2 1/2	1,180-2,150 (5,249-9,563)	15 (38.1)	RR7175
1.75-1.99 (4.45-5.05)	3	1,180-2,150 (5,249-9,563)	15 (38.1)	RR8175
1.75-1.99 (4.45-5.05)	3 1/2	1,180-2,150 (5,249-9,563)	15 (38.1)	RR9175
1.75-1.99 (4.45-5.05)	4	1,180-2,150 (5,249-9,563)	15 (38.1)	RR10175
1.75-1.99 (4.45-5.05)	4 1/2	1,180-2,150 (5,249-9,563)	15 (38.1)	RR11175
1.75-1.99 (4.45-5.05)	5	1,180-2,150 (5,249-9,563)	15 (38.1)	RR12175
1.75-1.99 (4.45-5.05)	6	1,180-2,150 (5,249-9,563)	15 (38.1)	RR14175
2.00-2.49 (5.08-6.32)	3	1,795-3,260 (7,984-14,500)	16 (40.64)	RR8200
2.00-2.49 (5.08-6.32)	3 1/2	1,795-3,260 (7,984-14,500)	16 (40.64)	RR9200
2.00-2.49 (5.08-6.32)	4	1,795-3,260 (7,984-14,500)	16 (40.64)	RR10200
2.00-2.49 (5.08-6.32)	4 1/2	1,795-3,260 (7,984-14,500)	16 (40.64)	RR11200
2.00-2.49 (5.08-6.32)	5	1,795-3,260 (7,984-14,500)	16 (40.64)	RR12200
2.00-2.49 (5.08-6.32)	6	1,795-3,260 (7,984-14,500)	16 (40.64)	RR14200
2.50-2.99 (6.35-7.59)	3 1/2	1,795-3,260 (7,984-14,500)	17 (43.72)	RR9250
2.50-2.99 (6.35-7.59)	4	1,795-3,260 (7,984-14,500)	17 (43.72)	RR10250
2.50-2.99 (6.35-7.59)	4 1/2	1,795-3,260 (7,984-14,500)	17 (43.72)	RR11250
2.50-2.99 (6.35-7.59)	5	1,795-3,260 (7,984-14,500)	17 (43.72)	RR12250
2.50-2.99 (6.35-7.59)	6	1,795-3,260 (7,984-14,500)	17 (43.72)	RR14250
3.00-3.49 (7.62-8.86)	4	2,245-4,080 (9,986-18,148)	19 (48.26)	RR10300
3.00-3.49 (7.62-8.86)	4 1/2	2,245-4,080 (9,986-18,148)	19 (48.26)	RR11300
3.00-3.49 (7.62-8.86)	5	2,245-4,080 (9,986-18,148)	19 (48.26)	RR12300
3.00-3.49 (7.62-8.86)	6	2,245-4,080 (9,986-18,148)	19 (48.26)	RR14300
3.50-3.99 (8.89-10.13)	4 1/2	2,245-4,080 (9,986-18,148)	20 (50.80)	RR11350
3.50-3.99 (8.89-10.13)	5	2,245-4,080 (9,986-18,148)	20 (50.80)	RR12350
3.50-3.99 (8.89-10.13)	6	2,245-4,080 (9,986-18,148)	20 (50.80)	RR14350

INDUSTRIAL

Q-28
WIRE MESH
GRIPS

Pulling Grips UP Series

Heavy Duty Utility
Machined Eye
and Flexible Eye

Pulling Grips UP Series

APPLICATIONS

- Dependable, reusable tool designed for pulling and installation of underground power cables, communication lines and service lines.
- Used in factories, construction sites, utility work, and general underground electrical construction and maintenance.
- Flexible eye for relatively straight pulling jobs where there is little chance for torque to build up.
- Wire reinforcement tabs protects cable ends.
- Capable of pulling multiple cables.

FEATURES

- Fast, easy, safe installation and removal.
- High strength galvanized steel strand.
- Double weave variable mesh design provides added strength and greater mesh contact on the cable to handle longer/heavier pulling jobs.
- Shorter or longer lengths available upon request.

Caution: Never use grips to approximate breaking strength. Refer to Wire Mesh Grips Introduction for safety and working load factors.


Flexible Eye, Heavy Duty

Cable Range Inches (cm)	Approx. Break Strength Lbs. (N)	Length in Inches (cm)		Catalog No.
		E	M	
.50-.61 (1.27-1.55)	4,500 (20,016)	5 (12.7)	20 (50.8)	UPF5020
.62-.74 (1.57-1.88)	5,600 (24,909)	5 (12.7)	24 (60.96)	UPF6224
.75-.99 (1.91-2.51)	6,800 (30,246)	6 (15.24)	36 (91.44)	UPF7536
1.00-1.49 (2.54-3.78)	9,600 (42,701)	7 (17.78)	36 (91.44)	UPF10036
1.50-1.99 (3.81-5.05)	16,400 (72,947)	7 (17.78)	36 (91.44)	UPF15036
2.00-2.49 (5.08-6.32)	18,500 (82,288)	9 (22.86)	38 (96.52)	UPF20036
2.50-2.99 (6.35-7.59)	24,500 (108,976)	10 (25.40)	38 (96.52)	UPF25038
3.00-3.49 (7.62-8.86)	24,500 (108,976)	10 (25.40)	40 (101.60)	UPF30040
3.50-3.99 (8.89-10.13)	31,000 (137,888)	10 (25.40)	40 (101.60)	UPF35040

E = Eye length **M** = Mesh length at nominal diameter



Flexible Eye,
Heavy Duty



INDUSTRIAL

Q-29
WIRE MESH
GRIPS

Pulling Grips LP Series

Light Duty
Flexible Eye

Pulling Grips LP Series

APPLICATIONS

- Dependable, reusable tool.
- Used in industrial plants, commercial buildings, utility work and light-duty underground transmission line stringing.
- Light-duty grips designed for use in general underground construction where a grip is needed for light pulls.

FEATURES

- Fast, easy, safe installation and removal, no special tools required.
- High strength galvanized steel strand.
- Single weave variable mesh automatically adjusts its grip to the load providing non-slip pulling and protects cable insulation from damage.
- Endless weave construction eliminates sharp or protruding ends that could cause injury and obstruct passage over sheaves or through conduit.
- Flexible pulling eye is secured within a swaged aluminum collar which controls arc of bend and prevents snagging.
- Wire reinforcement shoulder protects cable ends.

Caution: Never use grips to approximate breaking strength. Refer to Wire Mesh Grips Introduction for safety and working load factors.



Flexible Eye,
Light Duty

Flexible Eye, Light Duty

Cable Range Inches (cm)	Approx. Break Strength Lbs. (N)	Length in Inches (cm)		Catalog No.
		E	M	
.50-.61 (1.27-1.55)	2,800 (12,454)	5 (12.7)	11 (27.94)	LP5011
.50-.61 (1.27-1.55)	2,800 (12,454)	5 (12.7)	16 (40.64)	LP5016
.62-.74 (1.57-1.88)	2,800 (12,454)	5 (12.7)	11 (27.94)	LP6211
.62-.74 (1.57-1.88)	2,800 (12,454)	5 (12.7)	16 (40.64)	LP6216
.75-.99 (1.91-2.51)	4,000 (17,792)	6 (15.24)	12 (30.48)	LP7512
.75-.99 (1.91-2.51)	4,000 (17,792)	6 (15.24)	20 (50.8)	LP7520
1.00-1.24 (2.54-3.15)	5,300 (23,574)	7 (17.78)	13 (33.02)	LP10013
1.00-1.24 (2.54-3.15)	6,800 (30,246)	7 (17.78)	20 (50.8)	LP10020
1.25-1.49 (3.18-3.78)	5,300 (23,574)	7 (17.78)	14 (35.56)	LP12514
1.25-1.49 (3.18-3.78)	6,800 (30,246)	7 (17.78)	21 (53.34)	LP12521
1.50-1.74 (3.81-4.42)	6,800 (30,246)	8 (20.32)	15 (38.1)	LP15015
1.50-1.99 (3.81-5.05)	6,800 (30,246)	8 (20.32)	23 (58.42)	LP15023
1.75-1.99 (4.45-5.05)	8,500 (37,808)	8 (20.32)	17 (43.18)	LP17517
2.00-2.49 (5.08-6.32)	8,500 (37,808)	9 (22.86)	18 (45.72)	LP20018
2.00-2.49 (5.08-6.32)	8,500 (37,808)	9 (22.86)	25 (63.5)	LP20025
2.50-2.99 (6.35-7.59)	10,600 (47,149)	9 (22.86)	18 (45.72)	LP25018
2.50-2.99 (6.35-7.59)	10,600 (47,149)	9 (22.86)	27 (68.58)	LP25027
3.00-3.49 (7.62-8.86)	14,700 (65,386)	10 (25.4)	20 (50.8)	LP30020
3.00-3.49 (7.62-8.86)	14,700 (65,386)	10 (25.4)	30 (76.2)	LP30030
3.50-3.99 (8.89-10.13)	14,700 (65,386)	10 (25.4)	32 (81.28)	LP35032

E = Eye length


M = Mesh length at nominal diameter

INDUSTRIAL

Q-30
WIRE MESH
GRIPS

Pulling Grips LP Series

Junior Pulling Flexible Eye



INDUSTRIAL

Q-31
WIRE MESH
GRIPS

Pulling Grips LP Series

APPLICATIONS

- Dependable, reusable tool.
- Used in industrial plants and commercial buildings.
- Junior pulling grips designed for pulling insulated building wire through conduit where pulling tensions are low and to connect a bundle of insulated building wire to a pulling tape.

FEATURES

- Fast, easy, safe installation and removal, no special tools required.
- High strength galvanized steel strand.
- Single weave variable mesh automatically adjusts its grip to the load providing non-slip pulling and protects cable insulation from damage.
- Endless weave construction eliminates sharp or protruding ends that could cause injury and obstruct passage over sheaves or through conduit.
- Flexible pulling eye is secured within a swaged aluminum collar which controls arc of bend and prevents snagging.
- Wire reinforcement shoulder protects cable ends.

Caution: Never use grips to approximate breaking strength. Refer to Wire Mesh Grips Introduction for safety and working load factors.

Flexible Eye, Junior Pulling

Cable Range Inches (cm)	Approx. Break Strength Lbs. (N)	Length in Inches (cm)		Catalog No.
		E	M	
.25-.36 (.64-.91)	450 (2,002)	3.25 (8.26)	4.25 (10.8)	LPJ25
.37-.49 (.94-1.24)	900 (4,003)	3.25 (8.26)	7 (17.78)	LPJ37
.50-.61 (1.27-1.55)	1,300 (5,782)	4.25 (10.8)	8.5 (21.59)	LPJ50
.62-.74 (1.57-1.88)	1,950 (8,674)	5 (12.7)	10 (25.4)	LPJ62
.75-.99 (1.91-2.51)	2,800 (12,454)	5.75 (14.61)	10 (25.4)	LPJ75
1.00-1.25 (2.54-3.18)	3,900 (17,347)	6.5 (16.51)	11.5 (29.21)	LPJ100
KIT	Includes (1) each of the following: LPJ25, LPJ37, LPJ50, LPJ62 LPJ75, LPJ100			LPJKIT

E = Eye length **M** = Mesh length at nominal diameter

Pulling Grips SK Series

Slack
Offset Eye
Closed Mesh

Pulling Grips SK Series

APPLICATIONS

- Dependable, reusable tool for pulling slack for final placement of underground cable after it has been pulled and for removing old cable.
- Used in factory maintenance and construction, utility work and replacement of underground cable.
- Used when cable end is accessible.
- Standard length, single weave used when working in restricted space; standard and long length, double weave when space is not restricted and pulling loads are higher.

FEATURES

- Fast, easy, safe installation and removal, no special tools required.
- Optional weave and length designs available.
- High strength galvanized steel wire mesh.
- Single offset eye easily mates to swivel and line type connectors as well as easy attachment to pull line.

Caution: Never use grips to approximate breaking strength. Refer to Wire Mesh Grips Introduction for safety and working load factors.

Offset Eye, Standard Duty

Cable Range Inches (cm)	Approx. Break Strength Lbs. (N)	Length in Inches (cm)		Catalog No.
		E	M	
.50-.61 (1.27-1.55)	1,000 (4,448)	6 (15.24)	11 (27.94)	SK5011
.62-.74 (1.57-1.88)	1200 (5,338)	6 (15.24)	12 (30.48)	SK6212
.75-.99 (1.91-2.51)	1,750 (7,784)	7 (17.78)	12 (30.48)	SK7512
1.00-1.24 (2.54-3.15)	2,500 (11,120)	8 (20.32)	15 (38.1)	SK10015
1.25-1.49 (3.18-3.78)	2,500 (11,120)	8 (20.32)	16 (40.64)	SK12516
1.50-1.74 (3.81-4.42)	3,000 (13,344)	9 (22.86)	17 (43.18)	SK15017
1.75-1.99 (4.45-5.05)	3,500 (15,568)	10 (25.4)	18 (45.72)	SK17518
2.00-2.49 (5.08-6.32)	5,000 (22,240)	10 (25.4)	19 (48.26)	SK20019
2.50-2.99 (6.35-7.59)	5,000 (22,240)	10 (25.4)	20 (50.80)	SK25020
3.00-3.49 (7.62-8.86)	8,000 (35,584)	12 (30.48)	21 (53.34)	SK30021
3.50-3.99 (8.89-10.13)	8,000 (35,584)	12 (30.48)	22 (55.88)	SK35022

Offset Eye, Heavy Duty

Cable Range Inches (cm)	Approx. Break Strength Lbs. (N)	Length in Inches (cm)		Catalog No.
		E	M	
.75-.99 (1.91-2.51)	2,600 (11,565)	7 (17.78)	12 (30.48)	SKT7512
.75-.99 (1.91-2.51)	2,600 (11,565)	7 (17.78)	20 (50.80)	SKT7520
1.00-1.24 (2.54-3.15)	4,000 (17,792)	8 (20.32)	15 (38.1)	SKT10015
1.00-1.24 (2.54-3.15)	4,000 (17,792)	8 (20.32)	20 (50.80)	SKT10020
1.25-1.49 (3.18-3.78)	5,400 (24,019)	8 (20.32)	16 (40.64)	SKT12516
1.25-1.49 (3.18-3.78)	5,400 (24,019)	8 (20.32)	23 (58.42)	SKT12523
1.50-1.74 (3.81-4.42)	6,600 (29,357)	9 (22.86)	17 (43.18)	SKT15017
1.50-1.99 (3.81-5.05)	10,000 (44,480)	9 (22.86)	25 (63.50)	SKT15025
1.75-1.99 (4.45-5.05)	10,000 (44,480)	10 (25.4)	18 (45.72)	SKT17518
2.00-2.49 (5.08-6.32)	11,000 (48,928)	10 (25.4)	19 (48.26)	SKT20019
2.00-2.49 (5.08-6.32)	11,000 (48,928)	10 (25.4)	26 (66.04)	SKT20026
2.50-2.99 (6.35-7.59)	11,000 (48,928)	10 (25.4)	20 (50.80)	SKT25020
2.50-2.99 (6.35-7.59)	11,000 (48,928)	10 (25.4)	29 (73.66)	SKT25029
3.00-3.49 (7.62-8.86)	14,500 (64,496)	12 (30.48)	21 (53.34)	SKT30021
3.00-3.49 (7.62-8.86)	14,500 (64,496)	12 (30.48)	32 (81.28)	SKT30032
3.50-3.99 (8.89-10.13)	14,500 (64,496)	12 (30.48)	22 (55.88)	SKT35022
3.50-3.99 (8.89-10.13)	14,500 (64,496)	12 (30.48)	35 (88.90)	SKT35035

E = Eye length

M = Mesh length at nominal diameter




Offset Eye,
Heavy Duty

INDUSTRIAL

Q-32
WIRE MESH
GRIPS

Pulling Grips SK Series

Slack
Offset Eye
Lace Closing
and Rod Closing



INDUSTRIAL

Q-33
WIRE MESH
GRIPS

Pulling Grips SK Series

APPLICATIONS

- Dependable, reusable tool for pulling up slack where cable is in service.
- Used when cable end is not accessible.
- Used in factory maintenance and construction, utility work and replacement of underground cable.

FEATURES

- Fast, easy, safe installation and removal, no special tools required.
- Single offset eye easily mates to swivel and line type connectors.
- Easy attachment to pull line.
- High strength galvanized steel wire mesh.
- Available in standard length, double weave, lace closing; standard length, single weave, and rod closing.

Caution: Never use grips to approximate breaking strength. Refer to Wire Mesh Grips Introduction for safety and working load factors.

Offset Eye, Heavy Duty, Lace Closing


Cable Range Inches (cm)	Approx. Break Strength Lbs. (N)	Length in Inches (cm)		Catalog No.
		E	M	
.75-.99 (1.91-2.51)	2,500 (11,120)	7 (17.78)	12 (30.48)	SKTL7512
1.00-1.24 (2.54-3.15)	3,500 (15,569)	8 (20.32)	15 (38.1)	SKTL10015
1.25-1.49 (3.18-3.78)	4,000 (17,794)	8 (20.32)	16 (40.64)	SKTL12516
1.50-1.74 (3.81-4.42)	4,000 (17,794)	9 (22.86)	17 (43.18)	SKTL15017
1.75-1.99 (4.45-5.05)	4,000 (17,794)	10 (25.4)	18 (45.72)	SKTL17518
2.00-2.49 (5.08-6.32)	4,000 (17,794)	10 (25.4)	19 (48.26)	SKTL20019
2.50-2.99 (6.35-7.59)	4,000 (17,794)	10 (25.4)	20 (50.80)	SKTL25020
3.00-3.49 (7.62-8.86)	4,000 (17,794)	12 (30.48)	21 (53.34)	SKTL30021
3.49-3.99 (8.86-10.13)	4,000 (17,794)	12 (30.48)	22 (55.88)	SKTL35022



Offset Eye,
Heavy Duty,
Lace Closing


Offset Eye, Standard Duty, Rod Closing

Cable Range Inches (cm)	Approx. Break Strength Lbs. (N)	Length in Inches (cm)		Catalog No.
		E	M	
.50-.61 (1.27-1.55)	1,500 (6,673)	7 (17.78)	6 (15.24)	SKR506
.62-.74 (1.57-1.88)	1,800 (8,007)	7 (17.78)	8 (20.32)	SKR628
.75-.99 (1.91-2.51)	2,200 (9,786)	7 (17.78)	10 (25.4)	SKR7510
1.00-1.24 (2.54-3.15)	3,400 (15,125)	8 (20.32)	12 (30.48)	SKR10012
1.25-1.49 (3.18-3.78)	4,500 (20,018)	8 (20.32)	14 (35.56)	SKR12514
1.50-1.74 (3.81-4.42)	5,800 (25,801)	9 (22.86)	15 (38.1)	SKR15015
1.75-1.99 (4.45-5.05)	7,600 (33,808)	10 (25.4)	16 (40.64)	SKR17516
2.00-2.49 (5.08-6.32)	9,000 (40,036)	10 (25.4)	19 (48.26)	SKR20019
2.50-2.99 (6.35-7.59)	11,000 (48,932)	10 (25.4)	20 (50.80)	SKR25020
3.00-3.49 (7.62-8.86)	12,000 (53,381)	12 (30.48)	21 (53.34)	SKR30021
3.50-3.99 (8.89-10.13)	12,000 (53,381)	12 (30.48)	24 (60.96)	SKR35024



Offset Eye,
Standard Duty,
Rod Closing

E = Eye length **M** = Mesh length at nominal diameter



Pulling Grips SP Series

Cable Splicing
Closed Mesh

Pulling Grips SP Series

APPLICATIONS

- Dependable, reusable tool for temporarily splicing rope, cable, hoses and wire rope.
- Replace old wire rope with new wire rope in cranes, elevators and rigs.
- Reinforce cable and rope splices.
- Protect cables and hoses from abrasion.

FEATURES

- Easy installation and removal, minimizes downtime, saves time and money.
- Reduces the chance of snags.
- Automatically adjusts gripping to the required load.
- Installs with minimal increase to diameter which allows for easy passage through blocks, dies, sheaves and other tight spaces.
- Available in single or double weave mesh.
- Galvanized steel mesh for strength.

Caution: Never use grips to approximate breaking strength. Refer to Wire Mesh Grips Introduction for safety and working load factors.

Standard Duty

Cable Range Inches (cm)	Length Inches (cm)	Average Break Strength Lbs. (N)	Catalog No.
19-.24 (.48-.61)	7 (17.78)	400 (1,779)	SP197
.25-.37 (.64-.94)	8 (20.32)	400 (1,779)	SP258
.37-.50 (.94-1.27)	18 (45.72)	1,700 (7,562)	SP3718
.50-.62 (1.27-1.57)	18 (45.72)	2,500 (11,120)	SP5018
.50-.62 (1.27-1.57)	24 (60.96)	2,500 (11,120)	SP5024
.62-.74 (1.57-1.88)	18 (45.72)	3,100 (13,789)	SP6218
.62-.74 (1.57-1.88)	24 (60.96)	3,100 (13,789)	SP6224
.62-.74 (1.57-1.88)	36 (91.44)	3,100 (13,789)	SP6236
.75-.99 (1.91-2.51)	24 (60.96)	5,000 (22,240)	SP7524
.75-.99 (1.91-2.51)	36 (91.44)	5,000 (22,240)	SP7536
.75-.99 (1.91-2.51)	48 (121.92)	5,000 (22,240)	SP7548
.75-.99 (1.91-2.51)	60 (152.40)	5,000 (22,240)	SP7560
.75-.99 (1.91-2.51)	72 (182.88)	5,000 (22,240)	SP7572
1.00-1.49 (2.54-3.78)	24 (60.96)	6,400 (28,467)	SP10024
1.00-1.49 (2.54-3.78)	36 (91.44)	6,400 (28,467)	SP10036
1.00-1.49 (2.54-3.78)	48 (121.92)	6,400 (28,467)	SP10048
1.00-1.49 (2.54-3.78)	60 (152.40)	6,400 (28,467)	SP10060
1.00-1.49 (2.54-3.78)	72 (182.88)	6,400 (28,467)	SP10072
1.50-1.99 (3.81-5.05)	36 (91.44)	9,700 (43,146)	SP15036
1.50-1.99 (3.81-5.05)	48 (121.92)	9,700 (43,146)	SP15048
1.50-1.99 (3.81-5.05)	60 (152.40)	9,700 (43,146)	SP15060
1.50-1.99 (3.81-5.05)	72 (182.88)	9,700 (43,146)	SP15072

E = Eye length


M = Mesh length at nominal diameter

INDUSTRIAL

Q-34
WIRE MESH
GRIPS

Pulling Grips SP Series

Cable Splicing Closed Mesh



INDUSTRIAL

Q-35
WIRE MESH GRIPS

Pulling Grips SP Series

APPLICATIONS

- Dependable, reusable tool for temporarily splicing rope, cable, hoses and wire rope.
- Reinforce cable and rope splices.
- Replace old wire rope with new wire rope in cranes, elevators and rigs.
- Protect cables and hoses from abrasion.

FEATURES

- Easy installation and removal, minimizes downtime, saves time and money.
- Installs with minimal increase to diameter which allows for easy passage through blocks, dies, sheaves and other tight spaces.
- Reduces the chance of snags.
- Available in single or double weave mesh.
- Automatically adjusts gripping to the required load.
- Galvanized steel mesh for strength.

Caution: Never use grips to approximate breaking strength. Refer to Wire Mesh Grips Introduction for safety and working load factors.

Heavy Duty

Cable Range Inches (cm)	Length Inches (cm)	Average Break Strength Lbs. (N)	Catalog No.
.37-.50 (.94-1.27)	18 (45.72)	3,500 (15,568)	SPT3718
.50-.62 (1.27-1.57)	18 (45.72)	3,500 (15,568)	SPT5018
.50-.62 (1.27-1.57)	24 (60.96)	3,500 (15,568)	SPT5024
.62-.74 (1.57-1.88)	18 (45.72)	4,400 (19,571)	SPT6218
.62-.74 (1.57-1.88)	24 (60.96)	4,400 (19,571)	SPT6224
.62-.74 (1.57-1.88)	36 (91.44)	4,400 (19,571)	SPT6236
.75-.99 (1.91-2.51)	24 (60.96)	7,500 (33,360)	SPT7524
.75-.99 (1.91-2.51)	36 (91.44)	7,500 (33,360)	SPT7536
.75-.99 (1.91-2.51)	48 (121.92)	7,500 (33,360)	SPT7548
.75-.99 (1.91-2.51)	60 (152.40)	7,500 (33,360)	SPT7560
.75-.99 (1.91-2.51)	72 (182.88)	7,500 (33,360)	SPT7572
1.00-1.49 (2.54-3.78)	24 (60.96)	10,000 (44,480)	SPT10024
1.00-1.49 (2.54-3.78)	36 (91.44)	10,000 (44,480)	SPT10036
1.00-1.49 (2.54-3.78)	48 (121.92)	10,000 (44,480)	SPT10048
1.00-1.49 (2.54-3.78)	60 (152.40)	10,000 (44,480)	SPT10060
1.00-1.49 (2.54-3.78)	72 (182.88)	10,000 (44,480)	SPT10072
1.50-1.99 (3.81-5.05)	36 (91.44)	16,000 (71,168)	SPT15036
1.50-1.99 (3.81-5.05)	48 (121.92)	16,000 (71,168)	SPT15048
1.50-1.99 (3.81-5.05)	60 (152.40)	16,000 (71,168)	SPT15060
1.50-1.99 (3.81-5.05)	72 (182.88)	16,000 (71,168)	SPT15072



Heavy Duty

M = Mesh length at nominal diameter

Lampholders

R

Plastic Ceiling Receptacle Lampholders	R-1
Porcelain Ceiling Receptacle Lampholders	R-2
Metal Shell Lampholders	R-3, R-4
Fluorescent Lampholders	R-5, R-6
Fluorescent Starters	R-6
Pigtail Lampholders	R-7
Sign and Scoreboard Lighting	R-8, R-9
Sign, Heater, and Cleat Socket Lampholders	R-10
Bottom Turn Knob Lampholders	R-11
Incandescent Lampholders	R-12
Portable Lighting	R-13
Trouble Lamp Accessories	R-14
Utility Clamp Lamps	R-15
Lampholder Adapters	R-16, R-17
Lampholder Accessories	R-18



Cooper Wiring Devices manufactures over 100 different lampholder configurations in a wide variety of materials, designs, and electrical ratings – for both new and replacement lighting applications. Plastic, porcelain, heat-resistant phenolic, and metal shell designs are available to meet a wide variety of incandescent and fluorescent lighting applications, including electrical equipment, harnesses, and light strings.

Our line of sign and scoreboard lighting devices is one of the most extensive in the industry. Our medium, intermediate, and candelabra base Attachon lampholders, in particular, are designed for fast installation and durable performance.



Plastic Ceiling Receptacle Lampholders

Medium Base
660W 250V
250W 250V

INDUSTRIAL
COMMERCIAL
RESIDENTIAL

R-1 LAMP HOLDERS

TESTING & CODE COMPLIANCE

- UL Listed, file E7430, UL 496 requirements
- CSA Certified, file 1739 (6231-07), Meet CSA requirements, C22.2 no. 43
- NOM Certified

MATERIAL CHARACTERISTICS

Temperature Rating:
-40°C to 65°C



1174



1173-6



768-2



788



865



Top Wire

Plastic Ceiling Receptacle Lampholders

FEATURES

- Molded of high-temperature, thermoset plastic to prevent discoloration and reduce breakage.
- Mounts on 4" (101.6mm) outlet boxes with breakout for 3.25" (82.55mm) box mounting.
- Leads are 6" (152.4mm) 105°C insulated stranded #16, stripped 0.75" (19.05mm).
- Pull chain devices include ball chain, 3' (0.91m) of cord, connector and endbell.
- Top wire versions have terminal screws backed out – ready for wiring – without removing interior.
- Push wire terminals are top wired with two push-in terminals and two screw terminals for continuous wiring.
- Sockets available in two piece version to permit interior replacement, dust ring protects against plaster and dirt.
- Shade grooves provided on two piece units.

Medium Base Lampholder – 660W 250V

Rating

W	V	Description	Terminals	Switch	Color	Catalog No.
660	250	One Piece	4 Top Wire Screws	Keyless	White	1174W
660	250	One Piece	2 Top Wire Screws	Pull Chain	White	1173W
660	250	One Piece	6" (152.4mm) Leads	Keyless	White	1174-6W
660	250	One Piece	6" (152.4mm) Leads	Pull Chain	White	1173-6W
660	250	Two Piece	Push Wire/Top Wire	Keyless	Brown	768B
660	250	Two Piece	Push Wire/Top Wire	Keyless	White	768W
660	250	Two Piece	2 Screws	Keyless	White	768-2W
660	250	Two Piece	6" (152.4mm) Leads	Keyless	White	768-6W

Medium Base Lampholder – 250W 250V

Rating

W	V	Description	Terminals	Switch	Color	Catalog No.
250	250	Two Piece	Push Wire/Top Wire	Pull Chain	White	759W-CD
250	250	Two Piece	6" (152.4mm) Leads	Pull Chain	White	788W
250	250	Two Piece w/ 15A 125V/AC 2P2W Outlet	Push Wire/Top Wire	Pull Chain	White	860W
250	250	Two Piece w/ 15A 125V/AC 2P3W Outlet	Push Wire/Top Wire	Pull Chain	White	865W
250	250	Two Piece w/ 15A 125V/AC 2P3W Outlet	Push Wire/Top Wire	Pull Chain	Brown	865B

Porcelain Ceiling Receptacle Lampholders

Medium Base
660W 250V
250W 250V
250W 125V



INDUSTRIAL
COMMERCIAL
RESIDENTIAL

R-2
LAMP HOLDERS

TESTING & CODE COMPLIANCE

- UL Listed, file E7430, UL 496 requirements, Meet CSA requirements, C22.2 no. 43
- NOM Certified

MATERIAL CHARACTERISTICS

Temperature Rating:
-40°C to 65°C

Porcelain Ceiling Receptacle Lampholders

FEATURES

- High-strength insulator porcelain.
- Mounts on 4" (101.6mm) outlet boxes with breakout for 3.25" (82.55mm) box mounting.
- Pull chain socket interiors are removable.
- Pull chain devices include ball chain, 3' (0.91m) of cord, connector and end bell.
- Top wire versions have terminal screws backed out — ready for wiring — without removing the interior.
- Sockets available in two piece version to permit interior replacement, dust ring protects against plaster and dirt.
- Shade grooves provided on two piece version.

Medium Base Lampholder – 660W 250V

Rating		Description	Terminals	Switch	Color	Catalog No.
W	V					
660	250	One Piece with feed through	4 Screws Top Wire	Keyless	White	604



604

Medium Base Lampholder – 250W 250V

Rating		Description	Terminals	Switch	Color	Catalog No.
W	V					
250	250	Two Piece with feed through	4 Screws Top Wire	Pull Chain	White	659



659

Medium Base Lampholder – 250W 125V

Rating		Description	Terminals	Switch	Color	Catalog No.
W	V					
250	125	Two Piece w/ 15A 125V/AC 2P2W Outlet	2 Screws Top Wire	Pull Chain	White	669
250	125	Two Piece w/ 15A 125V/AC 2P3W Outlet	2 Screws Top Wire	Pull Chain	White	667



669



667



Top Wire



Metal Shell Lampholders

Socket Interiors
Electrolier Medium Base Lampholders

Interiors for Medium Base Metal Shell Lampholders

FEATURES

- Molded of heat and impact-resistant urea.

Interiors for Medium Base Metal Shell Lampholders

Rating		Fits Catalog No.	Switch	Finish	Catalog No.
W	V				
250	250	659, 960, 961	Pull Chain	Aluminum Brass Dipped	962
250	250	930	Key	Aluminum Brass Dipped	932



962

Electrolier Medium Base Metal Shell Lampholders

FEATURES

- Caps threaded 0.125" (3.18mm) - 27 I.P.S. fit standard lamp stems.
- Pendant caps accommodate 0.375" (9.53mm)-diameter cords.
- Set screw prevents rotation of socket.
- Two Circuit (3-way) sockets operate dual filament lamps on sequence of low, medium, high, off.

Electrolier Medium Base Metal Shell Lampholders

Rating		Description	Cap	Switch	Finish	Catalog No.
W	V					
250	250	One Circuit	0.125" (3.18mm)	Turn Knob	Aluminum Brass Dipped	917ABD
250	250	Two Circuit (3-Way)	0.125" (3.18mm)	Turn Knob	Aluminum Brass Dipped	925ABD
660	250	One Circuit	0.125" (3.18mm)	Pull Chain	Aluminum Brass Dipped	980ABD
660	250	One Circuit	0.125" (3.18mm)	Push Thru	Aluminum Brass Dipped	940ABD
660	250	Keyless	0.125" (3.18mm)	Keyless	Aluminum Brass Dipped	975ABD



940



975

INDUSTRIAL
COMMERCIAL
RESIDENTIAL

R-3
LAMP HOLDERS

TESTING & CODE COMPLIANCE

- UL Listed, file E7430, UL 496 requirements
- NOM Certified

MATERIAL CHARACTERISTICS

Temperature Rating:
-40°C to 65°C

Metal Shell Lampholders

Socket Interiors
Lampholders with Extension Cords



INDUSTRIAL
COMMERCIAL
RESIDENTIAL

R-4
LAMP HOLDERS

TESTING & CODE COMPLIANCE

- UL Listed, file E7430, UL 496 requirements
- CSA Certified, file 1739 (6231-07), Meet CSA requirements, C22.2 no. 43
- NOM Certified

MATERIAL CHARACTERISTICS

Temperature Rating:
-40°C to 65°C

Interiors for Electrolier Medium Base Metal Shell Lampholders

FEATURES

- Interiors are UL component recognized.
- Molded of heat and impact-resistant urea.

Interiors for Medium Base Electrolier Metal Shell Lampholders


Rating		Fits Catalog No.	Switch	Catalog No.
W	V			
660	250	980	Pull Chain	2982
660	250	940, 941, 485	Push Thru	942
250	250	917	Turn Knob	3917
250	250	925	Turn Knob	3925



2982



942



3925



485-9

Electrolier Metal Shell Lampholders with Extension Cords

FEATURES

- Caps threaded 0.125" (3.18mm) - 27 I.P.S.

Electrolier Metal Shell Lampholders with Extension Cords

Rating		Description	Cord Type	Cord Length	Cord Color	Catalog No.
W	V					
660	250	Push Socket with Polarized Plug	18/2 SPT-1	9' (2.74m)	Brown	485-9*
				12' (3.66m)	Brown	485-12*

*Not UL 496 or NOM certified.



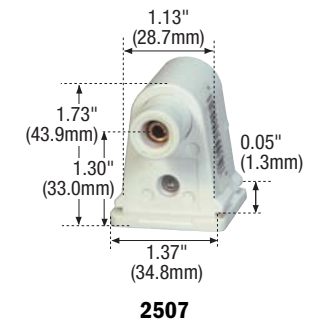
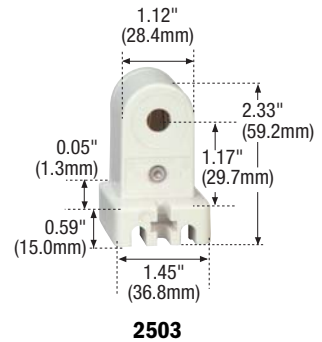
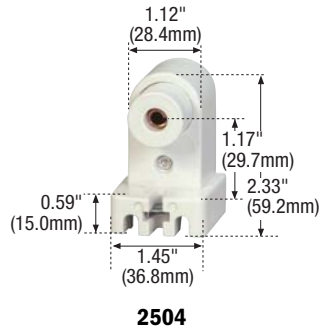
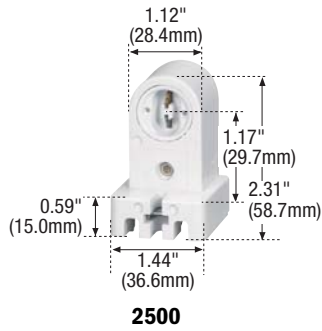
Fluorescent Lampholders

Recessed Double Contact
Slimline

Fluorescent Lampholders

FEATURES

- Molded of white thermoset plastic for neat appearance and durability.
- For replacement use in fluorescent lighting fixtures as well as enclosed outdoor signs.
- Recessed double-contact (2500, 2501) lampholders can be used for flush or surface mounting.
- Plunger lampholders feature non-sticking, spring-loaded plunger to hold lamp securely.
- Captive pal nut for easy mounting.
- Push-in wire terminals feature release slots.



Recessed Double Contact

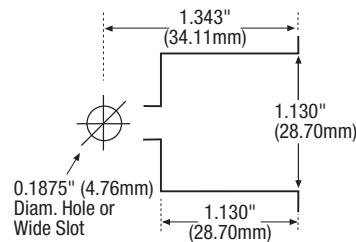
Rating		Description	Cap	Switch	Color	Catalog No.
W	V					
660	600	Plunger	Push Wire	Screw	White	2501W
660	600	Stationary	Push Wire	Screw	White	2500W

Slimline

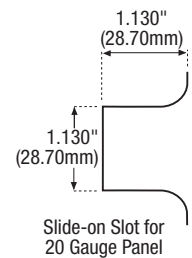
Rating		Description	Cap	Switch	Color	Catalog No.
W	V					
660	1000	Plunger	Push Wire	Screw	White	2504W*
660	600	Stationary	Push Wire	Screw	White	2503W*
660	1000	Plunger	Push Wire	Slide-On	White	2507W
660	600	Stationary	Push Wire	Slide-On	White	2506W

*Not CSA or NOM certified.

Panel Cutouts 2500, 2501, 2503, 2504



2505, 2506



INDUSTRIAL
COMMERCIAL
RESIDENTIAL

R-5
LAMP HOLDERS

TESTING & CODE COMPLIANCE

- UL Listed, UL 1570 requirements
- CSA Certified, Meet CSA requirements
- NOM Certified

MATERIAL CHARACTERISTICS

Temperature Rating:
-40°C to 65°C

Fluorescent Lampholders and Starters

Medium Bi-Pin
Fluorescent Starters



INDUSTRIAL
COMMERCIAL
RESIDENTIAL

R-6
LAMP HOLDERS

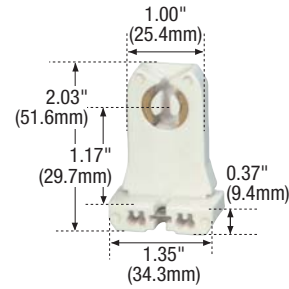
Fluorescent Lampholders

FEATURES


- Molded of white thermoset plastic for neat appearance and durability.
- For replacement use in fluorescent lighting fixtures.
- Use for flush or surface mounting.
- Captive pal nut for easy mounting.
- Push-in wire terminals feature release slots.

Medium Bi-Pin

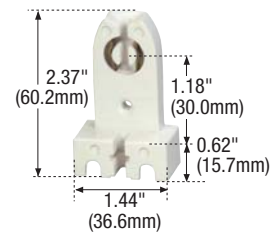
Rating		Description	Terminals	Mounting	Color	Catalog No.
W	V					
660	600	Standard	Push Wire	Slide-On & Screw	White	2509W
660	600	Short	Push Wire	Slide-On & Screw	White	2510W
660	600	Standard	Screw Terminals	Screw	White	924W



2509

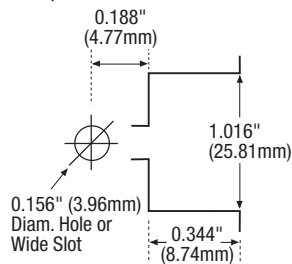


2510

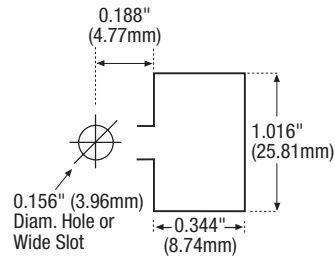


924

Panel Cutouts 2509, 2510



924



Slide on Slot for
20 Gauge Panel

Fluorescent Starters - Condenser Type

FEATURES

- All-purpose two-terminal standard starter accurately timed to combine starts with long bulb life.
- For use where lights are turned on more than five times daily. Also in devices where bulb life expectancy is two years or less.

Fluorescent Starters - Condenser Type

Rating W	Lamp Size	Catalog No.
15-20	18" (45.72cm) -15W or 24" (60.96cm)-20W	45FS2
30-40	36" (91.44cm) -30W or 48" (121.92cm)-40W	45FS4
32	12" (30.48cm)-diameter Circline	45FS12



45FS2

TESTING & CODE COMPLIANCE

- UL Listed, Meet UL requirements
- CSA Certified, Meet CSA requirements, C22.2 no. 43

MATERIAL CHARACTERISTICS

Temperature Rating:
-40°C to 65°C



Pigtail Lampholders

Medium and
Miniature Base

Pigtail Lampholders

FEATURES

- For use in electrical equipment, harnesses, light strings and related applications.
- Wire leads are 5" (127mm) of color-coded stranded wire, stripped 1" (25.4mm) for easy connection.
- Rubber sockets have an extended lip to seal against bulb.
- Metal shell interiors are aluminum, 145 nickel-plated copper.
- 124 weatherproof socket has sealed leads where they enter husk.



145



102



722



306

Medium Base

Rating

W	V	Description	Wire Size	Catalog No.
660	600	Rubber	#14	145*
660	600	Rubber	#16	124
660	600	Rubber with Left Hand Thread	#16	102*
660	250	Phenolic	#14	722†

*cUL Listed †CSA certified

Miniature Base

Rating

W	V	Description	Wire Size	Catalog No.
75	125	Phenolic	#20	306††

††Not NOM certified

INDUSTRIAL
COMMERCIAL
RESIDENTIAL

R-7
LAMP HOLDERS

TESTING & CODE COMPLIANCE

- UL Listed, file E7430, UL 496 requirements, Meet CSA requirements, C22.2 no. 43
- NOM Certified

MATERIAL CHARACTERISTICS

Temperature Rating:
-40°C to 65°C

Sign and Scoreboard Lighting

Attachon Lampholders,
Medium Base



INDUSTRIAL
COMMERCIAL
RESIDENTIAL

R-8
LAMP HOLDERS

Sign and Scoreboard Lampholders

FEATURES

- Insulation displacement terminals for stranded wire.
- Lay in wire channels, 1/4 turn twist top speeds installation.
- One piece terminals and contacts. No rivets or eyelets to loosen due to heat.
- Sockets are molded of heat-resistant phenolic.
- 732 is weatherproof – suitable for outdoor use.
- Snap-in or screw-in panel mounting options.
- Keyed spring washer prevents rotation of socket after installation.

Medium Base Attachon

Rating		Description	Wire Range	Mounting	Catalog No.
W	V				
660	250	Phenolic	#14 to #12	Hook	732
660	250	Phenolic	#14 to #12	No-Hook	732-1
660	250	Phenolic	#14 to #12	Snap-in	732-3
660	250	Phenolic	#18 to #12	Snap-in	4734-2
660	250	Phenolic	#14 to #12	Screws	734

Medium Base Attachon with Guard

Rating		Description	Wire Range	Mounting	Catalog No.
W	V				
200	250	Phenolic Socket Yellow Guard	#18 to #12	Hook	1466Y*



732



732-3



4734-2

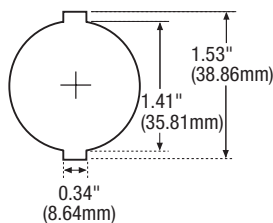


734

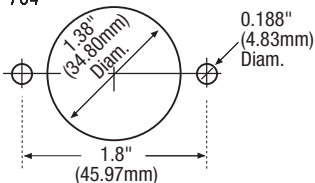
*Not CSA certified

Panel Cutouts

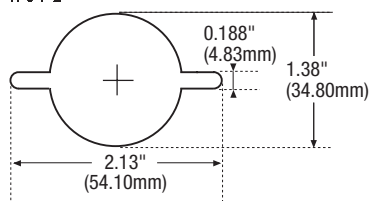
732-3



734



4734-2



TESTING & CODE COMPLIANCE

- UL Listed, file E7430, UL 496 requirements
- CSA Certified, file 1739 (6231-07), Meet CSA requirements, C22.2 no. 43
- NOM Certified

MATERIAL CHARACTERISTICS

Temperature Rating:
-40°C to 65°C



Sign and Scoreboard Lighting

Attachon Lampholders,
Intermediate and
Candelabra Base

Sign and Scoreboard Lampholders

FEATURES

- Insulation displacement terminals for stranded wire.
- Lay in wire channels, 1/4 turn twist top speeds installation.
- One piece terminals and contacts. No rivets or eyelets to loosen due to heat.
- Sockets are molded of heat-resistant phenolic.
- Snap-in or screw-in panel mounting options.
- Keyed spring washer prevents rotation of socket after installation.



731



731-2



731-3



974-2

Intermediate Base Attachon

Rating		Description	Wire Range	Mounting	Catalog No.
W	V				
75	250	Phenolic	#18 to #16	Hook	731*
75	250	Phenolic	#18 to #16	No Hook	731-1
75	250	Phenolic	#18 to #16	Spring Washer	731-2
75	250	Phenolic	#18 to #16	Snap-in	731-3*

*CSA certified, file 1739

Candelabra Base Attachon

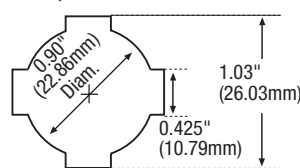
Rating		Description	Wire Range	Mounting	Catalog No.
W	V				
75	125	Phenolic	#20 to #18	No Hook	974**
75	125	Phenolic	#20 to #18	Spring Washer	974-2†

**CSA certified, file E21433

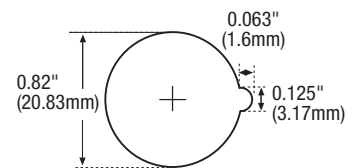
†Not CSA

Panel Cutouts

731-2, 731-3



974-2



INDUSTRIAL
COMMERCIAL
RESIDENTIAL

R-9
LAMP HOLDERS

TESTING & CODE COMPLIANCE

- UL Listed, file E20152 or 26358, UL 496 requirements, Meet CSA requirements, C22.2 no. 43
- NOM Certified

MATERIAL CHARACTERISTICS

Temperature Rating:
-40°C to 65°C

Sign, Heater, and Cleat Socket Lampholders

660W 250V
75W 125V



INDUSTRIAL
COMMERCIAL
RESIDENTIAL

R-10 LAMP HOLDERS

Sign Sockets – Porcelain Base, Thermoset Ring

FEATURES

- High-strength insulator porcelain
- For use in signs, fixtures, decorative lighting and similar applications.

Sign Sockets – Porcelain Base, Thermoset Ring

Rating		Description	Base	Switch	Color	Catalog No.
W	V					
660	250	2 piece with screw terminals	Medium	Keyless	White	610*
660	250	2 piece with 9" (228.6mm) wire leads	Medium	Keyless	White	609*

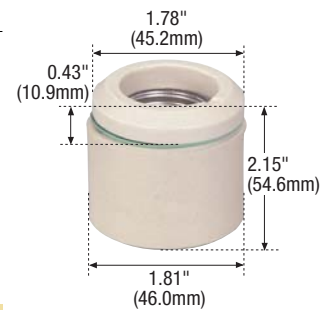
Heater Socket – Porcelain

FEATURES

- For use with Cooper Wiring Devices glocoils.

Heater Socket – Porcelain

Rating		Description	Base	Switch	Color	Catalog No.
W	V					
660	250	2 piece with screw terminals	Edison	Keyless	White	602*



602

Cleat Sockets – Thermoset

FEATURES

- For use with stage lighting and similar applications.

Cleat Sockets – Thermoset

Rating		Description	Base	Switch	Color	Catalog No.
W	V					
660	250	Front wire screw terminals	Medium	Keyless	White Brown	752W* 752B*
75	125	Front wire screw terminals	Candelabra	Keyless	White	304†
75	125	Front wire screw terminals	Miniature	Keyless	White	303†



752



304

*UL Listed, file E7430; CSA file 1739 (6231-07)
†UL file E26358; CSA file 21433 (6231-05)

TESTING & CODE COMPLIANCE

- UL Listed, file E7430 or 26358, UL 496 requirements,
- CSA Certified, Meet CSA requirements, C22.2 no. 43
- NOM Certified

MATERIAL CHARACTERISTICS

Temperature Rating:
-40°C to 65°C




Bottom Turn Knob Lampholders

660W 250V

Bottom Turn Knob Lampholders

FEATURES

- Molded of high-temperature thermoset plastic.
- Screw terminals are backed out - ready for wiring.



927

Medium Base Lampholders - Phenolic Body

Rating W	V	Description	Nipple Length	Bracket Length	Finish - Nipple & Nuts	Catalog No.
660	250	0.375" (9.53mm) 1/8-27 Nipple	0.375" (9.53mm)	0.63" (15.88mm)	Nickel	927NP
660	250	0.375" (9.53mm) 1/8-27 Nipple with Removable Knob	0.375" (9.53mm)	0.69" (17.46mm)	Nickel	1198

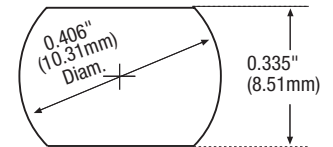
Medium Base Lampholders - Phenolic Body & Husk

Rating W	V	Description	Nipple Length	Bracket Length	Finish - Nipple & Nuts	Catalog No.
660	250	0.375" (9.53mm) 1/8-27 Nipple	0.44" (11.11mm)	0.375" (9.53mm)	Nickel	929NP
660	250	Unassembled 0.375" (9.53mm) 1/8-27 Nipple	0.44" (11.11mm)	0.375" (9.53mm)	Nickel	U929NP



1198

Panel Cutout - Bottom Turn Knob



Panel Thickness
0.125" (3.17mm) Maximum



929

INDUSTRIAL
COMMERCIAL
RESIDENTIAL

R-11 LAMP HOLDERS

TESTING & CODE COMPLIANCE

- UL Listed, file E7430, UL 496 requirements
- CSA Certified, file 1739 (6231-07), Meet CSA requirements, C22.2 no. 43
- NOM Certified

MATERIAL CHARACTERISTICS

Temperature Rating:
-40°C to 65°C

Incandescent Lampholders

660W 250V
250W 250V

Incandescent Lampholders

FEATURES

- Screw terminals are backed out - ready for wiring.
- Interiors have removable turn knobs.
- Hickeys and nipples are threaded for mounting on standard fixture, lamp stems or brackets.

Incandescent Medium Base Fixture Sockets

Rating W	V	Description	Switch	Bracket Height	Overall Height	Catalog No.
660	250	Porcelain - Screw Terminals	Keyless	0.44" (11.11mm)	1.88" (47.8mm)	969*†
660	250	Phenolic - Screw Terminals	Keyless	0.44" (11.11mm)	1.88" (47.8mm)	968*
660	250	Push Wire - No Bracket	Keyless	-	1.55" (39.4mm)	938-3††
660	250	Push Wire - with Female Hickey 1/8-27	Keyless	0.78" (19.8mm)	2.05" (52.1mm)	938††
660	250	Snap-In	Keyless	0.33" (8.4mm)	1.83" (46.5mm)	938/20††

Electrolier Medium Base Sockets 0.13" (3.18mm) - IPS Bracket - Screw Terminals

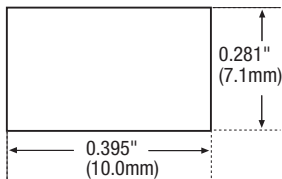
Rating W	V	Description	Switch	Bracket Height	Overall Height	Catalog No.
250	250	One Circuit	Turn Knob	0.50" (12.7mm)	2.062" (52.4mm)	918*
250	250	Two Circuit (3-Way)	Turn Knob	0.50" (12.7mm)	2.25" (57.2mm)	926

*Not NOM certified


†Not UL

††CSA certified, file 21433 (6231-07), meet CSA requirements, C22.2 no. 43

Panel Cutout
938/20



Panel Thickness
0.15" - 0.040" (0.38mm - 1.02mm)



INDUSTRIAL
COMMERCIAL
RESIDENTIAL

R-12
LAMP HOLDERS

TESTING & CODE COMPLIANCE

- UL Listed, file E7430, UL 496 requirements
- NOM Certified

MATERIAL CHARACTERISTICS

Temperature Rating:
-40°C to 65°C



INDUSTRIAL
COMMERCIAL
RESIDENTIAL

R-13 LAMP HOLDERS

MATERIAL CHARACTERISTICS
Temperature Rating:
-20°C to 60°C


Portable Lighting

Trouble Lamps
Utility Clamp Lamp

Yellow Trouble Lamps

FEATURES

- Heavy duty thermoplastic jacketed cord for rough surface.
- Plugs and handles with built-in finger grips for easy installing.
- Plastic guard rated to 75W.



1078-25

2 Wire with Plastic Guard and 15A 125V 2P2W Outlet

Rating	Cord Type/Size	Plug Rating	NEMA	Switch	Length	Catalog No.
13A 125V/AC	SJT W-A	15A 125V/AC	5-15P	Push	25' (7.62m)	1078-25*
		18/2			50' (15.24m)	1078-50*

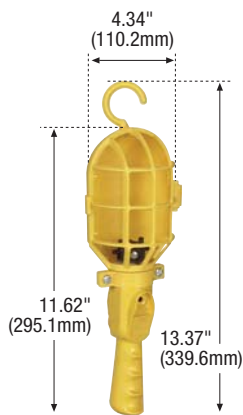
*NOM certified

Trouble Lamp Kit without Cord

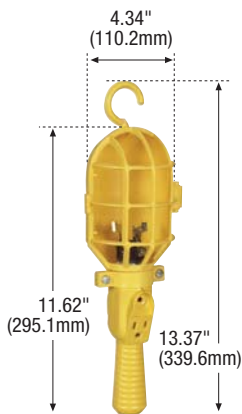
Trouble Lamp without Cord

Rating

A	V/AC	Switch	Outlet Rating	Color	Catalog No.
13	125	Push	—	Yellow	491
13	125	Push	15A 125V/AC	Yellow	498



491



498



1-15P

Trouble Lamp Accessories

Handles, Interiors
Reflector Guards
Lamp Guards

Replacement Trouble Lamp Handle

Replacement Trouble Lamp Handle with Interior

Rating					
A	V/AC	Switch	Outlet Rating	Fits	Catalog No.
13	125	Push	—	491	499
13	125	Push	15A 125V 2P3W	480, 498	496
6	125	Push	Two 15A 125V 2P2W	1078	1071

Interiors

FEATURES

- One piece side outlet contacts permanently fastened.

Push Switch and Outlets

Rating					
A	V/AC	Switch	Outlet Rating	Fits	Catalog No.
15	125	Push	Two 15A 125V 2P2W	1078, 1071	944
15	125	Push	Two 15A 125V 2P2W	1078, 1071	955*

*NOM certified

Reflector Guards

FEATURES

- Fits all trouble lamp handles.
- 1467 is high-strength, impact-resistant thermoplastic.

Reflector Guards

Bulb Rating	Description	Catalog No.
75W Max.	Yellow Vinyl	1467
100W Max.	Steel	467

Lamp Guards

FEATURES

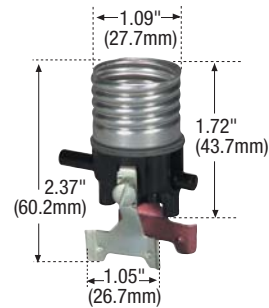
- 1.25" (31.8mm) clamp fits metal shell lampholders.
- 1.50" (38.1mm) clamp fits ceiling lampholders, pigtail lampholders, sign and scoreboard attachment lampholders.
- 1465 is high strength, impact-resistant thermoplastic.
- Easy-open guard permits relamping without removing guard.

Lamp Guards

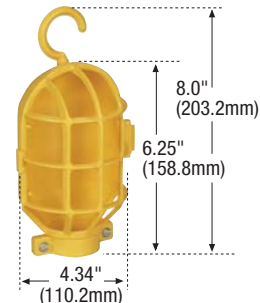
Bulb Rating	Description	Collar	Catalog No.
100W Max.	Metal	1.25" (31.8mm)	469A
100W Max.	Metal	1.50" (38.1mm)	469B
200W Max.	Yellow Plastic	Adjustable	1465Y



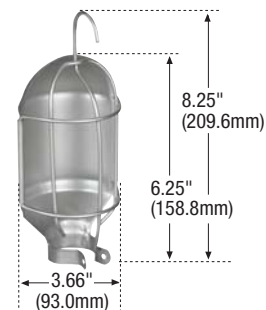
496



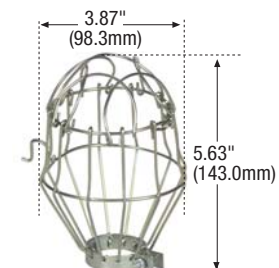
944



1467



467



469

INDUSTRIAL
COMMERCIAL
RESIDENTIAL

R-14
LAMP HOLDERS

TESTING & CODE COMPLIANCE

· UL recognized components, file E72911 for 496, 499, file E7430 for 955, UL 496 requirements
· CSA Certified, file 1739 (3426-31) for 496, 499, Meet CSA requirements, C22.2 no. 43

MATERIAL CHARACTERISTICS

Temperature Rating:
-20°C to 60°C



INDUSTRIAL
COMMERCIAL
RESIDENTIAL

R-15
LAMP HOLDERS

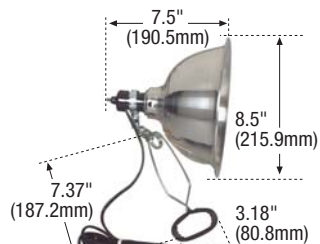
Utility Clamp Lamps

Utility Sets, Reflectors,
Lamp Clamp, Closet Light

Utility Clamp Lamp and Accessories

FEATURES

- Removable threaded reflector.
- Lampholders adjustable, rotate 360° and will adjust up to 180° angle.



4484

Utility Sets

Description	Cord Type/Size	Color	Length	Medium Base Lampholder	Catalog No.
Clamp On	SPT-2 18/2	Brown	6' (1.83m)	Phenolic 660W Push-Thru	484
Clamp On with 8.5" (215.9mm) Reflector	SPT-2 18/2	Brown	6' (1.83m)	Phenolic 660W Push-Thru	4484

Utility Clamp Lamp Accessories

Description	Fits	Catalog No.
8.5" (215.9mm) Aluminum Reflector	484, 4484, 408	338



338

Automatic Closet Light

FEATURES

- Automatic switch activates by opening and closing of hinged or sliding door.

Automatic Closet Light

Description	Cord Type	Size	Color	Length	Catalog No.
Automatic Closet Light	SPT-1	18/2	Ivory	9' (2.74m)	386



386

MATERIAL CHARACTERISTICS

Temperature Rating:
-40°C to 65°C

Lampholder Adapters



INDUSTRIAL
COMMERCIAL
RESIDENTIAL

R-16 LAMP HOLDERS

TESTING & CODE COMPLIANCE

- UL Listed, file E15055, UL 496 requirements
- CSA Certified, file 1739 (6231-07), Meet CSA requirements, C22.2 no. 43
- NOM Certified

MATERIAL CHARACTERISTICS

Temperature Rating:
-40°C to 65°C

Polarized Medium Base Socket Adapters

FEATURES

- Outlets on adapters are 2-wire polarized.
- Pull chain for 718 controls lampholder. Side outlets are always on.

Polarized Medium Base Socket Adapters - 2P2W

Rating		Socket to	Switch	Color	Catalog No.
W	V				
250	125	One Socket & Two Outlets	Pull Chain	Brown	718B
				Ivory	718V
660	125	One Socket & Two Outlets	Keyless	Brown	715B
				Ivory	715V
660	125	Two Sockets	Keyless	Brown	700B*
				Ivory	700V*
660	125	Outlet	Keyless	Brown	758B [†]
				Ivory	758V [†]
660	125	Outlet	Keyless	Brown	808

Polarized Medium Base Outlet Adapters - 2P2W

Rating		Socket to	Switch	Color	Catalog No.
W	V				
660	125	Socket	Keyless	Brown	738B
				Ivory	738V
				White	738W

Polarized Medium Base Adapters - 2P2W

Rating		Socket to	Switch	Color	Catalog No.
W	V				
660	250	Medium Base to Mogul	Keyless	Brown	362 ^{††}

*CSA certified, file 2054 (6224-01)

[†]Not CSA

^{††}Not UL



718



715



700



758



808



738



362



INDUSTRIAL
COMMERCIAL
RESIDENTIAL

R-17
LAMP HOLDERS



Lampholder Adapters

Socket Reducers
Socket Extensions

Socket Reducers

FEATURES

- Mogul reducer has porcelain body, balance of reducer bodies are molded of heat and impact-resistant material.



332

Socket Reducers

Rating		Description	Switch	Color	Catalog No.
W	V				
660	250	Mogul to Medium	Keyless	Brown	332*
75	125	Medium to Candelabra	Keyless	Brown	313
75	125	Medium to Intermediate	Keyless	Brown	322
75	125	Intermediate to Candelabra	Keyless	Brown	341

Socket Extensions

FEATURES

- One piece screwshells with porcelain bases.



341

Socket Extensions

Rating		Description	Base	Extends	Catalog No.
W	V				
660	250	Phenolic	Medium	1.375" (34.9mm)	1054*



1054

*NOM certified

Lampholder Accessories

Socket Buttons Ball and Chain Accessories



INDUSTRIAL
COMMERCIAL
RESIDENTIAL

R-18
LAMP HOLDERS

Socket Buttons

FEATURES

- Flasher buttons are medium-based and offer choices of flash frequencies.
- Bulb saver button extends bulb life up to 100 times standard. Reduces energy consumption and relamping frequency for security lighting, signs, exit lights, lamp posts and other related applications.

Socket Buttons

Rating		Description	Base	Flashes / Minute	Catalog No.
W	V				
60	120	Superior Flashers	Medium	65 to 85	1008
60	120	Gacor Twinkle	Medium	50 to 75	472T-125
60	120	Gacor Beacon	Medium	28 to 33	472B-125
100	125	Bulb Saver	Medium	—	356

Ball and Chain Accessories

Description	Finish	Catalog No.
#6, 0.125" (3.18mm) diameter Ball Chain 3' (0.91m) with End Bell and Connector	Brass	331BB
#6, 0.125" (3.18mm) diameter Ball Chain 3' (0.91m) with End Bell and Connector	Nickel	331NP
Ball Chain - 100' (30.48m) Spool	Brass	309-100
Ball Chain - 1000' (304.80m) Spool	Brass	309-1M
Insulator, Gray	Brass	308
Connector	Brass	307
End Bell	Nickel	366
Pull Cord - 3' (0.91m) with End Bell and Connector	Nickel	315



1008



472T-125



331



308



307



366




315

Taps and Adapters

S

Surge Protection Adapters	S-1
Power Strips	S-2
Outlet Taps	S-3, S-4
Grounding Adapters	S-5
Lampholder Adapters	S-6, S-7



Cooper Wiring Devices offers a full line of surge protection devices, grounded and ungrounded outlet taps, and grounding and lampholder adapters.

Available surge protection designs include cord-connected circuit-breaker switched devices, and plug-in adapters, all manufactured from high-impact-resistant thermoplastics for durability and long-term performance. Each complies with the relevant UL 1449 requirements.



Surge Protection Adapters

2 Pole, 3 Wire Grounding
15A 125V
Plug-In

Six Outlet Surge Adapters – Plug-In

FEATURES

- Provides full three mode surge protection for hot to neutral, hot to ground and neutral to ground (except 1156).
- Center mounting screw provided for permanent attachment to receptacle.
- EMI/RFI filtering minimizes line noise.
- Made of high impact-resistant thermoplastic for long-term durability.
- Coaxial protection provided with “F” styled connectors.
- Telephone/fax/modem protection provided with RJ11-styled telephone ports (4 wire protection).
- \$5,000 Connected Equipment Warranty on 1161, 1162 and 1177CG.
- \$2,500 Connected Equipment Warranty on 1156CG.



1177CG



1161CG

Six Outlet Surge Adapters – Plug-In

Rating W	V	Description	Clamping Voltage	Joules Total	Maximum Surge Current	Color	Catalog No.
15	125	Full Protection	400V	510	30,000 amps (10kA per mode)	Computer Gray	1177CG
15	125	Full Protection w/Coaxial Jacks	400V	510	30,000 amps (10kA per mode)	Computer Gray	1161CG
15	125	Full Protection w/Telephone Jacks	400V	510	30,000 amps (10kA per mode)	Computer Gray	1162CG
15	125	Basic Protection	400V	170	10,000 amps	Computer Gray	1156CG

COMMERCIAL
RESIDENTIAL

S-1
TAPS AND
ADAPTERS

TESTING & CODE COMPLIANCE

· Meet UL 1449 & 498 requirements, file E111219

MATERIAL CHARACTERISTICS

Flammability rating: VO
Temperature Rating: -20°C to 60°C.

Power Strips

2 Pole, 3 Wire Grounding
15A 125V
Cord-Connected



COMMERCIAL
RESIDENTIAL

S-2
TAPS AND
ADAPTERS

Surge Protection Power Strip

FEATURES

- Portable strip provides 7 surge-protected outlets anywhere for stereos, TVs, computers or other electronic-based equipment.
- Full mode surge protection for hot to neutral, hot to ground and neutral to ground.
- Made of high impact-resistant thermoplastic for long-term durability.
- Comes complete with 14/3 SJT 4-ft portable cord.
- Pilot light on/off switch indicates power to unit.
- Resettable 15 amp circuit breaker.

Surge Protection Power Strips

Rating		Description	Clamping Voltage	Joules Total	Color	Catalog No.
W	V					
15	125	Full Protection 7 Outlet w/ Circuit Breaker	400V	70	Ivory	1176V



1176

Circuit Breaker Switch Power Strip

FEATURES

- Portable strip converts single outlet to multiple outlets (1875W maximum).
- Made of high impact-resistant thermoplastic for long-term durability.
- Circuit breaker with reset feature shuts off power if overloaded.

Circuit Breaker Switch Power Strip

Rating		Description	Cord Type	Cord Length	Color	Catalog No.
W	V					
15	125	7 Outlet	14/3 SJT	4' (1.22m)	Ivory	1126V
15	125	6 Outlet	14/3 SJT	3' (0.91m)	Ivory	1136V



1126



1136

TESTING & CODE COMPLIANCE

· Meet UL 1449 & 498 requirements, file E111219, UL 498 requirements

MATERIAL CHARACTERISTICS

Flammability rating: VO
Temperature Rating: -20°C to 60°C



Outlet Taps

2 Pole, 3 Wire Grounding
15A 125V

Plug-In Outlet Taps

FEATURES

- Molded of high impact-resistant plastic for long-term durability
- Six outlet taps provide center mounting screw for permanent attachment to receptacle (1146 only).
- Lighted tap has long-life neon bulb built into body that lights when plugged in.

COMMERCIAL
RESIDENTIAL


S-3
TAPS AND
ADAPTERS



1146



1147



4402



1482

Six Outlet Taps - Grounding

Rating		NEMA	Description	Color	Catalog No.
W	V				
15	125	5-15R	Duplex Receptacle to 6 Outlets	Brown	1146B
				Ivory	1146V
				White	1146W

Three Outlet Taps - Grounding

Rating		NEMA	Description	Color	Catalog No.
W	V				
15	125	5-15R	Single Receptacle to 3 Outlets	Brown	1147B
				Ivory	1147V
				White	1147W

Lighted Three Outlet Taps - Grounding

Rating		NEMA	Description	Color	Catalog No.
W	V				
15	125	5-15R	Lighted - Single Receptacle to 3 Outlets	Ivory	1147LTV
				White	1147LTW

Heavy Duty Three Outlet Taps - Grounding

Rating		NEMA	Description	Color	Catalog No.
W	V				
15	125	5-15R	Heavy Duty Single Receptacle to 3 Outlets	Orange	4402RN

Not for use in wet locations.

Three Outlet Cube Taps - Grounding

Rating		NEMA	Description	Color	Catalog No.
W	V				
15	125	5-15R	Single Receptacle to 3 Outlets	Brown	1482B
				Ivory	1482V
				White	1482W

TESTING & CODE COMPLIANCE

- UL Listed, file E15054,
- Meets all UL498 requirements,
- CSA certified, file 2054 (6224-01),
- Meet CSA requirements,
- C22.2 no. 42
- NOM Certified

MATERIAL CHARACTERISTICS

Flammability rating: VO
Temperature Rating: -20°C to 60°C



5-15R

Outlet Taps

2 Pole, 3 Wire
15A 125V
Non-Grounding



COMMERCIAL
RESIDENTIAL

S-4 TAPS AND ADAPTERS

TESTING & CODE COMPLIANCE

- UL Listed, file E15054, Meets all UL498 requirements, CSA certified, file 2054 (6224-01), Meet CSA requirements, C22.2 no. 42
- NOM Certified

MATERIAL CHARACTERISTICS

Flammability rating: VO
Temperature Rating: -20°C to 60°C

Plug-In Outlet Taps

FEATURES

- Molded of high impact-resistant plastic for long-term durability
- Swivel adapters hug cords close to wall in tight-fitting places such as behind furniture and office equipment.

Six Outlet Taps

Rating		NEMA	Description	Color	Catalog No.
W	V				
15	125	1-15R	Duplex Receptacle to 6 Outlets	Brown	1746B
				Ivory	1746V
				White	1746W



1746

Three Outlet Taps

Rating		NEMA	Description	Color	Catalog No.
W	V				
15	125	1-15R	Single Receptacle to 3 Outlets	Brown	1747B
				Ivory	1747V
				White	1747W



1747

Swivel Three Outlet Taps

Rating		NEMA	Description	Color	Catalog No.
W	V				
15	125	1-15R	Swivel - Single Receptacle to 3 Outlets	Ivory	1792V
				White	1792W
			Swivel - Single Receptacle to 3 Outlets	Ivory	792V*



1792

Three Outlet Cube

Rating		NEMA	Description	Color	Catalog No.
W	V				
15	125	1-15R	Polarized - Single Receptacle to 3 Outlets	Brown	4400B†
				White	4400W†
15	125	1-15R	Single Receptacle to 3 Outlets	Brown	780B
				Ivory	780V
15	125	1-15R	Single Receptacle to 3 Outlets	Brown	400B**†
				White	400W**†



4400

Outlet Flasher

Outlet Flasher

Rating		NEMA	Description	Color	Catalog No.
W	V/AC				
100	125	1-15R	Polarized - Single Receptacle to 1 Outlet (14 to 20 flashes per minute)	Brown	471

*Not UL Listed † Not CSA Listed



1-15R



COMMERCIAL
RESIDENTIAL

S-5 TAPS AND ADAPTERS

TESTING & CODE COMPLIANCE

- UL Listed, file E15054 except file E15012 for 419, Meet all UL498 requirements
- NOM Certified

MATERIAL CHARACTERISTICS

Flammability rating: VO
Temperature Rating: -20°C to 60°C



Grounding Adapters

**2 Pole, 2 Wire
with Grounding Lug
15A 125V**

Grounding Adapters

FEATURES

- Converts 2 pole polarized outlet to 3 wire grounding outlet.
- Grounding lug fastens to wall plate mounting screw for excellent ground connection.
- Safety tab extends face on adapter to assure grounding plugs cannot be plugged in incorrectly.
- Polypropylene body resists dirt and marring.
- Ribbed body for sure insertion and removal.
- Solid brass blades for long life and low heat rise at full load.



419

Grounding Adapters

Rating		NEMA	Description	Color	Catalog No.
W	V				
15	125	1-15R	2 Pole Polarized to 3 Wire Grounding	Gray White	419GY 419W

Three Outlet Grounding Adapters

FEATURES


- Converts 2 pole polarized outlet to 3 wire grounding outlets.
- Grounding lug fastens to wall plate mounting screw for excellent ground connection.
- Molded of high impact-resistant thermo-plastic for long term durability.
- Solid brass blades for long life and low heat rise at full load.



1219

Three Outlet Grounding Adapter

Rating		NEMA	Description	Color	Catalog No.
W	V				
15	125	1-15R	Single Receptacle to 3 Outlets with Grounding Lug	Brown Ivory	1219B 1219V



SA483

Three Outlet Cube Grounding Adapter

Rating		NEMA	Description	Color	Catalog No.
W	V				
15	125	1-15R	Single Receptacle to 3 Outlets with Grounding Lug	Brown White	SA483B* SA483W*

*Not NOM certified



1-15R



Lampholder Adapters and Accessories

FEATURES

- 715 and 718 have threaded husk for clamps, shades or guards.
- Pull chains for 718 control lampholder. Side outlets are always on.
- Outlets on adapters are 2-wire polarized.

Polarized Medium Base Socket Adapters

Rating		Socket to	Switch	Color	Catalog No.
W	V/AC				
250	125	One Socket & Two Outlets	Pull Chain	Brown Ivory	718B** 718V**
660	125	One Socket & Two Outlets	Keyless	Brown Ivory	715B** 715V**
660	250	Two Sockets	Keyless	Brown Ivory	700B 700V
660	125	Outlet	Keyless	Brown Ivory	758B† 758V†**
660	125	Outlet	Keyless	Brown	808***††

Polarized Medium Base Outlet Adapters

Rating		Outlet to	Switch	Color	Catalog No.
W	V/AC				
660	250	Socket	Keyless	Brown Ivory White	738B 738V 738W

Polarized Medium Base Adapters

Rating		Description	Switch	Color	Catalog No.
W	V/AC				
660	250	Medium Base to Mogul	Keyless	Brown	362*†

*Not UL Listed
 **UL498 w/outlet
 †Not CSA
 ††Not NOM



718



715



700



758



808



738



362

COMMERCIAL
RESIDENTIAL

S-6
TAPS AND
ADAPTERS

TESTING & CODE COMPLIANCE

· UL Listed, file 15055
 Meet all UL 496 & 498 requirements, CSA certified, file 1739 (6231-04), file 2054 (6224-01) for 700, Meet CSA requirements, C22.2 no. 42 & 43
 · NOM Certified

MATERIAL CHARACTERISTICS

Temperature Rating:
-40°C to 65°C



COMMERCIAL
RESIDENTIAL

S-7 TAPS AND ADAPTERS

TESTING & CODE COMPLIANCE

- UL Listed, file E15055,
- CSA certified, file 1739 (6231-04),
- Meet all UL 496 requirements,
- Meet CSA requirements, C22.2 no. 43
- NOM certified

MATERIAL CHARACTERISTICS

Temperature Rating:
-40°C to 65°C



Lampholder Adapters

Socket Reducers
Socket Extensions

Socket Reducers

FEATURES

- Mogul reducer has porcelain body, balance of reducer bodies are molded of heat and impact-resistant material.



332



313



341



1054



475

Socket Reducers

Rating		Description	Switch	Color	Catalog No.
W	V/AC				
660	250	Mogul to Medium	Keyless	Brown	332
75	125	Medium to Candelabra	Keyless	Brown	313 [†]
75	125	Medium to Intermediate	Keyless	Brown	322* [†]
75	125	Intermediate to Candelabra	Keyless	Brown	341* [†]

Socket Extensions

FEATURES

- One-piece screwshells with porcelain bases.
- 475 winker flashes 14 to 20 times per minute.

Socket Extensions

Rating		Description	Base	Extends	Catalog No.
W	V/AC				
660	250	Phenolic	Medium	1.375" (34.9mm)	1054
15-100	125	Phenolic Winker (14 - 20 flashes per minute)	Medium	1.25" (31.8mm)	475

*Not UL Listed, Not CSA certified
[†]Not NOM Listed

Fuses

T

Plug Fuses	T-1 – T-2
Cartridge Fuses	T-3, T-4, T-6
Cartridge Fuse Links	T-5
Fuse Accessories	T-7



They are the most basic elements of electrical safety. Cooper Wiring Devices manufactures more than 90 different types of plug fuses, cartridge fuses, cartridge fuse links, and related accessories. Our broad selection of designs includes time delay, tamper-resistant Type S fuse and adapter, Class RK, and Class H renewable and non-renewable products. And we offer them in a range of ratings wide enough to meet any requirement.



Plug Fuses

Dual Element - Time Delay
125V

Time Delay Plug Fuses Dual Element

FEATURES

- 10,000A interrupting rating (class H).
- Dual element design absorbs temporary overloads (motor start-up) without blowing, while protecting against dangerous overloads and short circuits.
- Positive visual indication of fuse condition.
- Color-coded for easy rating identification.

Time Delay Plug Fuses - Dual Element

Rating			
A	V/AC	Color	Catalog No.
15	125	Blue	670-15
20	125	Orange	670-20
25	125	Brown	670-25
30	125	Green	670-30



670-30

INDUSTRIAL
COMMERCIAL
RESIDENTIAL

T-1
FUSES

TESTING & CODE COMPLIANCE

· Listed to UL 248-11
(file no.E12112)

MATERIAL CHARACTERISTICS

Temperature Rating:
-40°C to 80°C.

Plug Fuses

Dual Element Tamper-Resistant Type S Tamper-Resistant Type S Adapters 125V



INDUSTRIAL
COMMERCIAL
RESIDENTIAL

T-2
FUSES

Time Delay Tamper-Resistant Type S Plug Fuses

FEATURES

- Positive visual indication of fuse condition.
- Color-coded for easy rating identification.
- 10,000A interrupting rating (class H).
- Unique body sizes prevent interchangeability and dangerous over-fusing.
- Dual element design absorbs temporary overloads (motor start-up) without blowing, while protecting against dangerous overloads and short circuits.

Non-Tamp Type S Fuses

Rating		Color	Catalog No.
A	V/AC		
6.25	125	Brown	675-6.25
8	125	Light Blue	675-8
10	125	Blue	675-10
15	125	Blue	675-15
20	125	Orange	675-20
25	125	Green	675-25
30	125	Green	675-30



675-15

Tamper-Resistant Type S Adapters

FEATURES

- Adapters fit all standard Edison-based fuseholders and cannot be removed.
- Prevent use of incorrect fuse size.
- Will not accept pennies or slugs.
- Accept tamper-resistant Type S fuses.

Non-Tamp Type S Adapters

Rating		Color	Range of Fuses - Amps	Catalog No.
A	V/AC			
6.25	125	Brown	3.5, 4, 4.5, 5, 5.6, 6.25	686-6.25
15	125	Blue	7, 8, 9, 10, 12, 14, 15	686-15
20	125	Orange	20	686-20
30	125	Green	25, 30	686-30



686-15

TESTING & CODE COMPLIANCE

· UL Listed. Type S Fuses: Listed to UL 248-11 (file no. E12112)
Type S Adapters: UL Listed (file no. E12853B)

MATERIAL CHARACTERISTICS

Temperature Rating: -40°C to 80°C.



Cartridge Fuses

**Class RK Time Delay
Rejection – Non-Renewable
250V**

Class RK Time Delay Rejection – Non-Renewable

FEATURES

- High current interrupting fuses provide time delay at 10 seconds (minimum) at 500% rated current – prevents burnout from motor start-up.
- Dual element design absorbs temporary overloads (motor start-up) without blowing, while protecting against dangerous overloads and short circuits.
- Fit standard fuseholders or rejection fuseholders.
- 200,000A interrupting rating.

Class RK Time Delay Rejection – Non-Renewable

Rating		Catalog No.
A	V/AC	
15	250	R640-15
20	250	R640-20
25	250	R640-25
30	250	R640-30
35	250	R640-35
40	250	R640-40
45	250	R640-45
50	250	R640-50
60	250	R640-60
70	250	R640-70
100	250	R640-100
200	250	R640-200



R640-30



R640-60



R640-100

INDUSTRIAL
COMMERCIAL
RESIDENTIAL

**T-3
FUSES**

TESTING & CODE COMPLIANCE

- Listed to UL 248-12 (file no. E4273)
- CSA Certified, C22.2. Class 1422-01, (file no. 53787)

MATERIAL CHARACTERISTICS

Temperature Rating:
-40°C to 80°C.

Cartridge Fuses

**Class H – Non-Renewable
250V**



INDUSTRIAL
COMMERCIAL
RESIDENTIAL

T-4 FUSES

TESTING & CODE COMPLIANCE

- Listed to UL 248-6 (file no. E4274)
- CSA Certified, Class 1421-01, (file no. 53787)

MATERIAL CHARACTERISTICS

Temperature Rating:
-40°C to 80°C.

Cartridge Fuses – Class H – Non-Renewable

FEATURES

- Non-renewable, one-time, fast-acting general purpose fuse.
- 10,000A interrupting rating.

Class H – Non-Renewable


Rating		Catalog No.
A	V/AC	
3	250	655-3
6	250	655-6
10	250	655-10
15	250	655-15
20	250	655-20
25	250	655-25
30	250	655-30
35	250	655-35
40	250	655-40
45	250	655-45
50	250	655-50
60	250	655-60
70	250	655-70
80	250	655-80
90	250	655-90
100	250	655-100
125	250	655-125
150	250	655-150
175	250	655-175
200	250	655-200
225	250	655-225
250	250	655-250
300	250	655-300
400	250	655-400
600	250	655-600



655-30



655-60



655-100



Cartridge Fuse Links

**Class H Slo-Lag® Links - Renewable
250V**

Class H Slo-Lag® Links - Renewable

FEATURES

- Replaceable link for Class H Slo-Lag® Fuse (Catalog No. 660).
- Only one link needed for replacement.
- Links clearly marked with rating to match with fuse for selecting correct replacement.

Class H Slo-Lag® Links - Renewable

Rating		Catalog No.
A	V/AC	
15	250	661-15
20	250	661-20
25	250	661-25
30	250	661-30
60	250	661-60
100	250	661-100
400	250	661-400

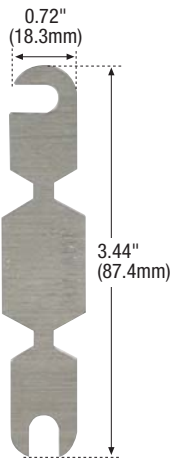
Slo-Lag® is a registered trademark of Cooper Bussmann.



661-30



661-60



661-100



INDUSTRIAL
COMMERCIAL
RESIDENTIAL

T-5
FUSES

TESTING & CODE
COMPLIANCE

UL Listed

Cartridge Fuses

**Class H – Non-Renewable
600V**

**Class H Slo-Lag® Fuses – Renewable
250V**



INDUSTRIAL
COMMERCIAL
RESIDENTIAL

**T-6
FUSES**

Class H – Non-Renewable

FEATURES

- Non-renewable, one-time, fast-acting general purpose fuse.
- 10,000A interrupting rating.

Class H – Non-Renewable

Rating		Catalog No.
A	V/AC	
15	600	656-15
20	600	656-20
25	600	656-25
30	600	656-30
50	600	656-50
60	600	656-60
100	600	656-100



656-30



656-60



656-100

Class H Slo-Lag® Fuses – Renewable

FEATURES

- Renewable endcap and tube so link can be replaced with correctly rated new ones.
- Moderate time delay fuse is sized at the ampere rating of non-inductive circuits and 300% for motor circuits.
- 10,000A interrupting rating.

Class H Slo-Lag® Fuses Non-Renewable

Rating		Catalog No.
A	V/AC	
30	250	660-30
60	250	660-60
100	250	660-100
200	250	660-200

TESTING & CODE COMPLIANCE

- Non-renewable listed to UL 248-6, Class K5 (file no. E4274)
- CSA Certified, Class 1421-01, file 53787

MATERIAL CHARACTERISTICS

Temperature Rating:
-40°C to 80°C.



INDUSTRIAL
COMMERCIAL
RESIDENTIAL

T-7
FUSES



Fuse Accessories

Motor-Guard® Fused Cover

FEATURES

- Protects motors in appliances, equipment, and machine tools up to 125V/AC against overcurrent damage.
- For use with Edison base plug fuses or Non-Tamp Type S plug fuses with adapters.



632


Motor-Guard® Fused Cover

Description	Catalog No.
Handy Box Edison Base Fuseholder	638
Handy Box Edison Base Fuseholder with 2 Pole, 3 Wire 15A 125V/AC Single Receptacle NEMA 5-15R	632
Handy Box Edison Base Fuseholder with Single Pole 15A 125V/AC Switch	634

Cartridge Fuse Reducers

FEATURES

- Furnished in pairs.
- Fits any appropriate cutout.
- Does not require more space than standard fuses.



216

Cartridge Fuse Reducers

Description	Catalog No.
Reduces 100A to 60A 250V/AC or 30A 600V/AC	216
Reduces 60A to 30A	217

Plastic Cartridge Fuse Puller

FEATURES

- Completely insulated for safety.
- Molded of polycarbonate.



642

Plastic Cartridge Fuse Puller

Description	Catalog No.
Fuse Puller - for Fuses Rated to 200A 250V/AC or 100A 600V/AC or Less	642*

*UL Standards do not apply

TESTING & CODE COMPLIANCE

· 638, 632, 634,
Listed to UL 512
(file no. E41834)
216, 217 UL Listed
(file no. E12853)

MATERIAL CHARACTERISTICS

Temperature Rating:
-40°C to 80°C.

Cord Sets

U

Outlet Extension Cords	U-1
Major Appliance Cords	U-2
Power Supply Cords	U-3, U-4
Appliance Cord Sets	U-5, U-6



Cooper Wiring Devices supplies a broad line of cord sets, in lengths from 3' to 100' and ratings from 15A to 50A. Manufactured from the highest quality materials, our products include household cord sets, and cords for range/dryer, air conditioner, and appliance applications.



Outlet Extension Cords

2 Pole, 2 Wire

INDUSTRIAL
COMMERCIAL
RESIDENTIAL

U-1
CORD SETS



N4405W-9

3 Outlet Extension Cords

FEATURES

- Manual closing safety shutters block contact slots that are not in use.
- Polarized outlet accepts polarized or non-polarized plugs.
- Easy-grip plug, with protective flange, guards against touching blades when connecting or disconnecting cord.
- For indoor use.

Three Outlets Polarized with Safety Shutters

Plug and Conn. Rating

A	V/AC	NEMA	Cord Type	Cord Rating	Color	Length	Catalog No.
15	125	1-15P	16/2 SPT-2	13A 125V	Brown	6' (1.82m)	N4405B-6
						9' (2.74m)	N4405B-9
						12' (3.66m)	N4405B-12
						15' (4.57m)	N4405B-15
						20' (6.10m)	N4405B-20
15	125	1-15P	16/2 SPT-2	13A 125V	White	6' (1.82m)	N4405W-6
						9' (2.74m)	N4405W-9
						12' (3.66m)	N4405W-12
						15' (4.57m)	N4405W-15
						20' (6.10m)	N4405W-20

Single Outlet Extension Cords – Flat Cord

FEATURES

- Matching color molded plugs and connectors.
- Grip grooves allow easy connection and disconnection of cord.

Flat Cord

Plug and Conn. Rating

A	V/AC	NEMA	Cord Type	Cord Rating	Color	Length	Catalog No.
15	125	5-15	18/3 SPT-2	10A 125V	Brown	9' (2.74m)	413B-9
15	125	5-15	18/3 SPT-2	10A 125V	White	9' (2.74m)	413W-9



1-15P

Major Appliance Cords

2 Pole, 3 Wire
Grounding



INDUSTRIAL
COMMERCIAL
RESIDENTIAL

U-2
CORD SETS

Major Appliance Cords

FEATURES

- Heavy duty vinyl insulation.
- Angle plug allows cords to remain flush to wall in tight fitting spaces.
- Matching color molded plugs and connectors.
- Grip grooves allow easy connection and disconnection of cord.
- For use with air conditioners, refrigerators, dehumidifiers and other appliances.

Angle Plug - Grounding

Plug and Conn. Rating

A	V/AC	NEMA	Cord Type	Cord Rating	Color	Length	Catalog No.
15	125	5-15	14/3 SPT-2	15A 125V	Beige	3' (.91m)	1425-3
						6' (1.83m)	1425-6
						9' (2.74m)	1425-9
						12' (3.66m)	1425-12
						15' (4.57m)	1425-15
20	125	5-20	12/3 SPT-2	20A 125V	Beige	9' (2.74m)	1429-9
15	250	6-15	14/3 SPT-2	15A 250V	Beige	9' (2.74m)	1427-9
20	250	6-20	12/3 SPT-2	20A 250V	Beige	9' (2.74m)	1428-9



1425-9

Heavy Duty Extension - Round Cord

FEATURES

- For outdoor or indoor use.
- Flexible cord even in cold weather.
- Matching color molded plugs and connectors.
- Grip grooves allow easy connection and disconnection of cord.

Round Cord

Plug and Conn. Rating

A	V/AC	NEMA	Cord Type	Cord Rating	Color	Length	Catalog No.
15	125	5-15	16/3 SJT W-A	13A 125V	Orange	25' (7.62m)	214-25
						50' (15.24m)	214-50
15	125	5-15	16/3 SJT W-A	10A 125V	Orange	100' (30.48m)	214-100
15	125	5-15	14/3SJT-A	15A 125V	Orange	6' (1.82m)	1214-6
						25' (7.62m)	1214-25
						50' (15.24m)	1214-50
						100' (30.48m)	1214-100
15	125	5-15	12/3SJT-A	15A 125V	Orange	25' (7.62m)	1525-25
						50' (15.24m)	1525-50
						100' (30.48m)	1525-100



214-25



5-15P



5-20P



6-15P



6-20P



INDUSTRIAL
COMMERCIAL
RESIDENTIAL

U-3
CORD SETS



221



236



46-6



47-4



47-6

Power Supply Cords

2 Pole, 3 Wire
Grounding
3 Pole, 3 Wire
Grounding

3 Wire Laundry Drop Cord

FEATURES

- Insulation stripped 0.75" (19.05mm).
- Matching color molded connector.
- For replacement use.

Laundry Drop Cord - 2 Pole, 3 Wire Grounding

Connector Rating

A	V/AC	NEMA	Cord Type	Cord Rating	Color	Length	Catalog No.
15	125	5-15	16/3 SPT-3	13A 125V	Black	30' (9.14m)	221*

3 Wire Disposal Cord

FEATURES

- Insulation stripped 0.75" (19.05mm).
- Matching color molded plug.
- For replacement use.

Disposal Cord - 2 Pole, 3 Wire Grounding

Plug Rating

A	V/AC	NEMA	Cord Type	Cord Rating	Color	Length	Catalog No.
15	125	5-15	16/3 SJT	13A 125V	Black	3' (0.91m)	236
						6' (1.83m)	236-6

3 Wire Dryer/Range Cord with Angle Plug

FEATURES

- Brass terminal lugs provide superior conductivity and low heat rise characteristics.
- Strain relief clamp mounts to appliance and protects cord from damage caused by pulling or stretching.
- Angle plug allows cord to remain flush to wall in tight fitting spaces.
- Matching color molded plug.

Dryer Cord with Angle Plug

Plug Rating

A	V/AC	NEMA	Cord Type	Cord Rating	Color	Length	Catalog No.
30	125/250	10-30	10/3 SRDT	30A 125/250V	Gray	4' (1.22m)	46-4
						5' (1.52m)	46-5
						6' (1.83m)	46-6

Range Cord with Angle Plug - 3 Pole, 3 Wire

Plug Rating

A	V/AC	NEMA	Cord Type	Cord Rating	Color	Length	Catalog No.
40	125/250	10-50	8/2/10 SRDT	40A 125/250V	Gray	4' (1.22m)	48-4
						6' (1.83m)	48-6
50	125/250	10-50	6/2/8 SRDT	50A 125/250V	Gray	4' (1.22m)	47-4
						5' (1.52m)	47-5
						6' (1.83m)	47-6



5-15P



10-30P



10-50P

*Not UL Listed

Power Supply Cords

3 Pole, 4 Wire



4 Wire Dryer/Range Cord with Angle Plug

FEATURES

- Brass terminal lugs provide superior conductivity and low heat rise characteristics.
- Strain relief clamp mounts to appliance and protects cord from damage caused by pulling or stretching.
- Angle plug allows cord to remain flush to wall in tight fitting spaces.
- Matching color molded plug.

Dryer Cord with Angle Plug

Plug Rating							
A	V/AC	NEMA	Cord Type	Cord Rating	Color	Length	Catalog No.
30	125/250	14-30	10/4 SRDT	30A 125/250V	Gray	4' (1.22m)	63-4
						6' (1.83m)	63-6

Range Cord with Angle Plug

Plug Rating							
A	V/AC	NEMA	Cord Type	Cord Rating	Color	Length	Catalog No.
50	125/250	14-50	6/2/8/2 SRDT	50A 125/250V	Gray	4' (1.22m)	65-4
						6' (1.83m)	65-6



63-6



65-4

INDUSTRIAL
COMMERCIAL
RESIDENTIAL

U-4
CORD SETS



14-30P



14-50P



Appliance Cord Sets

2 Pole, 2 Wire

INDUSTRIAL
COMMERCIAL
RESIDENTIAL

U-5
CORD SETS

Miniature Cord

FEATURES

- 0.50" (12.7mm) space between contacts.
- Female appliance plugs are molded of strong high grade heat-resistant phenolic with gripping surfaces to facilitate disconnecting from appliances.
- Male plugs are molded vinyl with special finger grips to facilitate removal.
- Strain relief fitting prevents damage at connector ends.
- Fits small appliances such as coffee makers and fry pans.



22

Miniature Cord

Rating

A	V/AC	NEMA	Cord Type	Cord Rating	Color	Length	Catalog No.
15	125	1-15	18/2 HPN	10A 125V	Black	6' (1.83m) 3' (0.91m)	22 13

Spring-Lok Cord

FEATURES

- 0.69" (17.53mm) space between contacts.
- Female appliance plugs are molded of strong high grade heat-resistant phenolic with gripping surfaces to facilitate disconnecting from appliances.
- Male plugs are molded vinyl with special finger grips to facilitate removal.
- Strain relief fitting prevents damage at connector ends.
- Fits small appliances such as coffee makers and fry pans.



751

Spring-Lok Cord

Rating

A	V/AC	NEMA	Cord Type	Cord Rating	Color	Length	Catalog No.
15	125	1-15	18/2 HPN	10A 125V	Black	6' (1.83m)	751



1-15P

Appliance Cord Sets

2 Pole, 2 Wire



INDUSTRIAL
COMMERCIAL
RESIDENTIAL

U-6
CORD SETS

Roaster Cord

FEATURES

- 1.06" (26.92mm) space between contacts.
- Female appliance plugs are molded of strong high grade heat-resistant phenolic with gripping surfaces to facilitate disconnecting from appliances.
- Male plugs are molded vinyl with special finger grips to facilitate removal.
- Strain relief fitting prevents damage at connector ends.
- Fits small appliances such as standard roasters, broilers, and deep fryers.

Roaster Cord

Rating		NEMA	Cord Type	Cord Rating	Color	Length	Catalog No.
A	V/AC						
15	125	1-15	16/2 HPN	15A 125V	Black	6' (1.83m)	24



24

Iron Cord

FEATURES

- Brass terminal lugs provide superior conductivity and low heat rise characteristics.
- Male plugs are molded vinyl with special finger grips to facilitate removal.
- Use with heat-producing appliances such as irons and toasters.

Iron Cord

Rating		NEMA	Cord Type	Cord Rating	Color	Length	Catalog No.
A	V/AC						
10	125	1-15	18/2 HPN	10A 125V	Black	6' (1.83m)	716-6
15	125	1-15	16/2 HPN	15A 125V	Black	7' (2.13m)	765



765

Remote Control Cord

FEATURES

- Offers on/off control of lamps and appliances.
- Plugs in to normal outlet - nothing to wire.

Remote Control Cord with On/Off Switch

Rating		NEMA	Cord Type	Cord Rating	Color	Length	Catalog No.
A	V/AC						
15	125	1-15	18/2 SPT-2	10A 125V	White	15' (4.57m)	25W



25W



1-15P

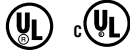
Electrical Accessories

V

Night Lights	V-1
Interchange Switches & Pilot Lights	V-2
Interchange Devices	V-3
Interchange Wallplates	V-4
Wallplates/Interchange Line	V-5
Wire Connectors	V-6
Heater Elements	V-7
Miscellaneous Electrical Accessories	V-8
Miscellaneous Accessories	V-9
Wallplate Accessories	V-10



From night lights, heating elements, and wire connectors...to safety caps and circuit testers...to interchange switches, devices and wallplates, our electrical accessories cover a broad range of needs. And each of these items is manufactured to the same rigorous quality standards that distinguish every Cooper Wiring Devices product.



Night Lights

On/Off Switch,
Automatic, Accessories

Night Lights

FEATURES

- Soft action rocker switch.
- Incandescent 4-watt bulb – 3,000 hour lamp life.
- Body and shade molded of heat-resistant plastic.
- Shade can rotate 360°.



850

Night Lights

Rating		Description	Bulb	Color	Catalog No.
A	V/AC				
15	125	With On/Off Switch	4 Watt Incandescent	Blue	850BL
				Brown	850B
				Ivory	850V
				Rose	850R
				White	850W

Automatic Night Lights

FEATURES

- Photo sensor automatically lights – “on” at dusk, “off” at dawn.
- Incandescent 4-watt bulb – 3,000 hour lamp life.
- Body and shade molded of heat-resistant plastic.



851BGE

Automatic Night Lights

Rating		Description	Bulb	Color	Catalog No.
A	V/AC				
15	125	Automatic	4 Watt Incandescent	Beige	851BGE
				White	851W
15	125	Button	.3 Watt Neon	Clear	854
15	125	Jewel	.3 Watt Neon	Clear	857

Night Light Accessories

Replacement Bulb – 4 Watt

Rating Watts	V/AC	Description	Fits	Color	Catalog No.
4	125	Candelabra Base	850, 851	Clear	504

Night Light Clip to Add Customized Shade

Description	Fits	Color	Catalog No.
Plastic Clip to Add Customized Shade	850 Base	Ivory	850CP
		Clear	850CL



854



850

INDUSTRIAL
COMMERCIAL
RESIDENTIAL

V-1
ELECTRICAL
ACCESSORIES

TESTING & CODE COMPLIANCE

- UL Listed (file no. E132919).
- CSA certified (file no. 54791 (3431-01)).
- Meets all CSA requirements, C22.2 no. 12.1.
- 851BGE: UL and cUL Listed (file no. E177013).
- NOM Certified.

MATERIAL CHARACTERISTICS

Meets flammability requirements per UL 94, VO rated.
Temperature Rating:
-20°C to 60°C,
except 851BGE:
-20°C to 70°C.

Interchange Switches & Pilot Lights



INDUSTRIAL
COMMERCIAL
RESIDENTIAL

V-2
ELECTRICAL
ACCESSORIES

TESTING & CODE COMPLIANCE

Interchange Switches:
 · UL Listed (file no. E18704).
 · CSA Certified (file no. 10016 (6241-05)), except as noted. Meets all CSA requirements, C22.2 no. 111.
 Pilot Lights:
 · Listed to UL 498, 1720/1722: (file no. E47921).
 · CSA Certified to C22.2 no. 43 (file no. LR6729).

MATERIAL CHARACTERISTICS

Interchange Switches:
 Flammability per UL 94.
 Temperature Rating: -40°C to 65°C.
 Pilot Lights:
 1720/1722:
 Temperature Rating: -40°C to 150°C.

Interchange Switches


FEATURES

- Side wire and push wire terminals accept #12 or #14 solid wire.
- Combination slot/Phillips head terminal screws.
- Compatible with all standard interchangeable products.
- Touch-A-Matic® spring-loaded steel ball action for smooth, positive contact movement.
- Molded of either unbreakable thermoplastic or heat-resistant thermoset plastic for smooth, scratch-resistant finish and excellent electrical properties.

AC Quiet Switches – Push Wire

A	V/AC	Description	Color	Catalog No.	
				Single Pole	3-Way
15	120	1/2 HP-120V/AC	Brown	1101B*	1103B*
			Ivory	1101V*	1103V*
20	120-277V	1 HP-120V/AC	Ivory	1121V*	1123V*
		2 HP-240V/AC			


*Not CSA certified.



1101

AC-DC Quiet Switches – Side Wire

A	V/AC – V/DC	Color	Catalog No.	
			Single Pole	3-Way
10	125	Brown	907B	923B
5	250	Ivory	907V	923V
10	125 "T"	Brown	901B	903B
5	250	Ivory	901V	903V



907

Pilot Lights

FEATURES

- Flush neon type with Lexan® jewels.
- Fits all standard single switch plates.

Pilot Lights

Rating Watts	V/AC	Description	Color	Catalog No.
1/25	125	Brown Base	Red	1720RD
			Green	1720GN
			Amber	1720AMB
1/25	220/277	Brown Base	Red	1722RD
			Green	1722GN
			Amber	1722AMB



1720




Interchange Devices


Interchange Devices

FEATURES

- Combination slot/Phillips head terminal screws.
- Incandescent pilot light hood is polished finish.
- Grounding receptacles have patented automatic grounding to mounting strap.
- Compatible with all standard interchange devices.



902



967



905



935

Receptacles – Side Wire

Rating	A	V/AC	NEMA	Description	Color	Catalog No.
15 1/2 HP	125	1-15R	Two Wire	Brown	902B	
				Ivory	902V	
15 1/2 HP	125	5-15R	Three Wire	Brown	967B*	
				Ivory	967V*	

*Not UL Listed

Pilot Lights – Side Wire

Rating	Watts	V/AC	Description	Color	Catalog No.
	75	125	Incandescent Candelabra	Silver	905

Bulbs – Candelabra

Rating	Watts	V/AC	Description	Color	Fits	Catalog No.
	6	120	Incandescent Candelabra	Clear	905, 799, 153	936C

Blank Inserts for Interchange Devices

FEATURES

- Covers unused openings in wallplates.

Blank Inserts

Description	Color	Catalog No.
Snap-in Insert	Ivory	935V



1-15R



5-15R

INDUSTRIAL
COMMERCIAL
RESIDENTIAL

V-3
ELECTRICAL
ACCESSORIES

TESTING & CODE COMPLIANCE

· UL Listed (file no. E15058), meets all UL 498 requirements, except as noted.
· 905: UL Listed (file no. E26358), and CSA Certified (file no. 1739 (6231-05)).

MATERIAL CHARACTERISTICS

Temperature Rating:
-40°C to 65°C.

Interchange Wallplates



INDUSTRIAL
COMMERCIAL
RESIDENTIAL

V-4
ELECTRICAL
ACCESSORIES

MATERIAL CHARACTERISTICS
Temperature Rating:
-40°C to 65°C.

Commercial Thermoset Interchange Wallplates

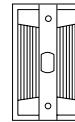
FEATURES

- Wallplates furnished with mounting straps. ■ Matching mounting screws provided.
- Made of heat-resistant thermoset phenolic or urea.

Specification Grade Thermoset Interchange Wallplates

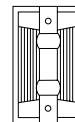
1 Gang 1 Device

Description	Color	Catalog No.
Vertical Opening	Ivory	957V
Horizontal Opening	Ivory	951V



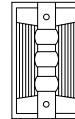
1 Gang 2 Device

Description	Color	Catalog No.
Horizontal Openings	Brown	952B
	Ivory	952V



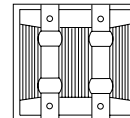
1 Gang 3 Device

Description	Color	Catalog No.
Horizontal Openings	Brown	953B
	Ivory	953V



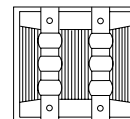
2 Gang 4 Device

Description	Color	Catalog No.
Horizontal Openings	Ivory	954V



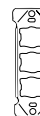
2 Gang 6 Device

Description	Color	Catalog No.
Horizontal Openings	Ivory	956V



Mounting Straps - Metal

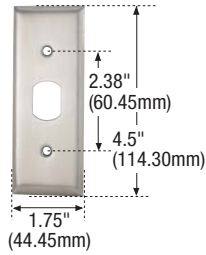
Description	Catalog No.
Single Vertical Opening	911
Triple Horizontal Openings	913






INDUSTRIAL
COMMERCIAL
RESIDENTIAL

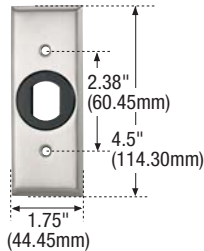
V-5
ELECTRICAL
ACCESSORIES




T1650



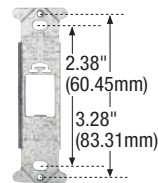
T1652



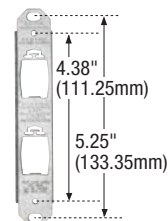
T16500



T16520



T1657



T1661

Wallplates/Interchange Line

"Trim-Line" Interchangeable 302 Stainless Steel Wallplates

FEATURES

- Type 302 stainless steel alloy for superior non-magnetic corrosion-resistant properties.

302 Stainless Steel

1.75" (44.45mm) Wide

Description	Use with	Catalog No.
One Vertical opening	Switches and Pilot Lights Only	T1650
Two vertical openings		T1652
Blank, one gang		T1674

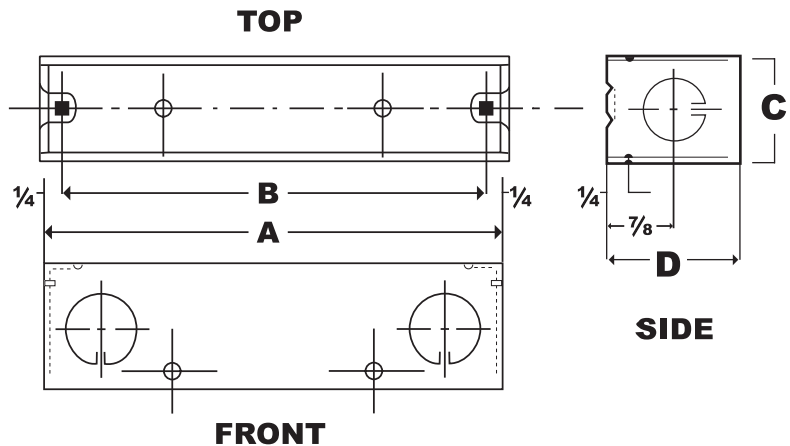
1.75" (44.45mm) Wide with Insulated Adapters

Description	Use with	Adapter Color	Catalog No.
One Vertical opening with adapter	902 and 967 Receptacles, Switches and Pilot Lights	Brown	T16500B
		Ivory	T16500V
Two vertical openings with adapters		Brown	T16520B
		Ivory	T16520V
Insulating adapter insert only		Brown	T1327
		Ivory	T1427

Plate Mounting Straps

Mounting straps are NOT included with "TRIM-LINE" plates. Must be ordered separately.

Description	Catalog No.
One Vertical opening	T1657
Two vertical openings	T1661



Wall Boxes for "Trim-Line" Wallplates for Partition and Channel Mounting

A	B	C	D
3.781" (96.04mm)	3.28" (83.31mm)	1.313" (33.35mm)	1.625" (41.275)
5.75" (146.05mm)	5.25" (133.35mm)	1.313" (33.35mm)	1.625" (41.275)

NOTE: Boxes are not supplied by Cooper Wiring Devices.

Wire Connectors



INDUSTRIAL
COMMERCIAL
RESIDENTIAL

V-6
ELECTRICAL
ACCESSORIES

TESTING & CODE COMPLIANCE

· UL Listed
(file no. E5981).

MATERIAL CHARACTERISTICS

Meets flammability requirements per UL 94, VO rated.
Temperature Rating: -20°C to 60°C.

Wire Connectors

FEATURES

- Molded of rugged, impact-resistant thermoplastic.
- Helical tin-plated spring assures secure connection.
- Heavy ribbed body for easy gripping.
- Suitable for solid or stranded copper wire.
- Temperature rating of 105°C.

Twist-On Wire Connectors

Description/Wire Sizes	Building Wire	Signs and Fixtures	Color	Catalog No.
Small #18 & #16	300V	300V	Orange Black	33-3 33
Medium #18 to #12	600V	1000V	Yellow Black	44-3 44
Large #18 to #10	600V	1000V	Red Black	66-3 66
Jumbo #14 to #8	600V	1000V	Gray Black	99-3 99



66-3

Wire Connectors Chart

Dimensions, Numbers and Sizes of Wire Accommodated

Except as noted, combinations are for solid or stranded copper wires.

Size	Cat.No./Color	Strip Wires	#8	#10	#12	#14	#16	#18
Jumbo 0.734" (18.65mm) x 1.25" (31.75mm)	99 Black or 99-3 Gray	0.75" (19.05mm)	1 with	1	or 1	or 2		
			-	2 to 3	or 3 to 4	or 5		
				1 with	2	or 3		
				2 with	1	or 1		
				1 Sol. with	4 Sol.	-	-	
			1 with	3				
2 with	2							
3 with	1							
Large 0.656" (16.668mm) x 1.0625" (26.987mm)	66 Black or 66-3 Red	Solid 0.50" (12.70mm) Strand 0.75" (19.05mm)	2	or 2 to 3	or 2 to 4 Sol.	-	or 6 Sol.	
			1 Sol. with	-	2 Sol.	or 1 to 3 Sol.	-	
			1 Sol. with	-	-	1 to 4 Sol.	-	
			1 with	-	-	or 1 to 3	-	
			2 Sol. with	-	-	1 Sol.	-	
			-	1 with	2	or 2 to 4	-	
				2 with	1	or 2	or 2	
				3 Sol.	-	-	-	
Medium 0.531" (13.49mm) x 0.906" (23.019mm)	44 Black or 44-3 Yellow	#16 & #18 Strand 0.4375" (11.112mm) Others 0.375" (9.525mm)	-	-	-	2 to 3 Sol.	or 2 to 4	or 3 to 5
			1 with	-	-	1	or 1	
			1 Sol. with	-	-	2 Sol.	-	
			-	1 with	1 to 2	or 1 to 2		
				2	-	-		
				-	1 to 2 with	2		
				-	2 with	1 to 2		
-	1 to 3 Sol. with	1 Sol.						
-	1 with	1 to 3						
Small 0.4375" (11.112mm) x 0.75" (19.05mm)	33 Black or 33-3 Orange	#16 or #18 Strand 0.5625" (14.288mm) Others 0.50" (12.70mm)	-	-	-	-	2 to 3	or 2 to 5
			1 with	1	or 1 to 3			
			-	1 with	3 to 4			
			-	1 to 2 with	1 to 2			
			-	-	-			



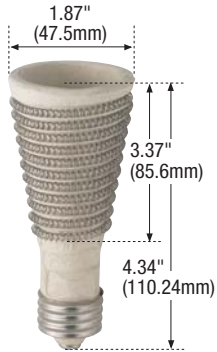
Heater Elements

Glocoil®,
Heater Receptacle,
Lighter Element

Heater Elements

FEATURES

- Used for testing equipment when additional wattage or amperage is needed.
- Shell constructed of high-temperature porcelain.
- Heater receptacle constructed of high-temperature porcelain.



415A-120



602



444-120

Glocoil® Elements

Watts	Description	Catalog No.	
		120 Volts	220 Volts
600 to 660	Conical	415A-120-660	415A-220-660
1000	Conical	415A-120-1M	—
600 to 660	Straight	415-120	415-220
1000	Straight Industrial	411	411-2

Heater Receptacle

Rating Watts	V/AC	Description	Catalog No.
660	250	2 Piece Porcelain	602

Lighter Element

FEATURES

- For use where open flame is restricted as in prisons, laboratories and other institutions.

Lighter Elements

Rating Watts	V/AC	Description	Catalog No.
85	120	Medium Base	444-120

INDUSTRIAL
COMMERCIAL
RESIDENTIAL

V-7
ELECTRICAL
ACCESSORIES

TESTING & CODE COMPLIANCE

- Cat. No. 602:
UL Listed
(file no. E7430.
Meets all UL 496
requirements.
- CSA Certified
(file no. 1739
(6231-07)).
Meets all
CSA requirements,
C22.2 no. 43.
- NOM Certified.
- 415A-120 and
415-120 are CSA
Certified (file no.
2254 (2871-02)).

Miscellaneous Electrical Accessories

Circuit Tester
Safety Caps
Tamper Resistant Wallplate Cover



Circuit Tester

FEATURES

- For testing electric circuits from 90-600 V AC-DC.
- Detects presence of power on either AC or DC circuits.
- Identifies circuit conductors.
- Rugged polycarbonate plastic construction.

Circuit Tester		
Description	Color	Catalog No.
Circuit Tester	Blue	914



914

Safety Caps

FEATURES

- Increases child safety by covering electrical outlets when not in use by restricting access to live parts.
- Constructed of impact-resistant thermoplastic.

Safety Caps	
Color	Catalog No.
Clear	29CL




29CL

Tamper Resistant Wallplate Cover

FEATURES

- For National Electric Code® compliance, and a valued alternative to specifying tamper resistant receptacles, Cooper Wiring Devices offers CSA Certified (LR84964) tamper resistant covers in both ivory and white colors.

Tamper Resistant Cover			
Description	NEMA	Color	Catalog No.
Duplex Receptacle Safety Wallplate	5-15R	Ivory	TRW15V
		White	TRW15W



TRW15V

INDUSTRIAL
COMMERCIAL
RESIDENTIAL

V-8
ELECTRICAL
ACCESSORIES

TESTING & CODE COMPLIANCE

· 914: UL Listed (file no. E143353). Meets all UL 1436 requirements.
29CL: UL Listed (file no. E13251). Meets all UL 2255 requirements.
Wallplate Cover: UL Listed (file no. E125384), meets all UL 514D requirements.

MATERIAL CHARACTERISTICS

Meets flammability requirements per UL 94, V2 rated.
Temperature Rating: -40°C to 70°C.
Wallplate Cover: Meets flammability requirements per UL 94, VO rated.
Temperature Rating: -20°C to 70°C.



5-15R



INDUSTRIAL
COMMERCIAL
RESIDENTIAL

V-9 ELECTRICAL ACCESSORIES

MATERIAL CHARACTERISTICS

Cat. No.'s 87 & 88

Environmental:

Flammability

per UL 94

requirements,

V2 rated.

Temperature Rating:

-40°C to 80°C.

Bushings:

Meets flammability

requirements per

UL 94, VO rated.

Temperature Rating:

76 and 77:

-20°C to 70°C,

28 and 30:

-20°C to 60°C.



2529C



2530



7949



756



76



28

Miscellaneous Accessories

Plate Screws and Key

FEATURES

- All screws are #6-32.

Spanner Head

Description	Finish	Length	Catalog No.
Tamper resistant	Chromium	13/32" (10.319mm)	2529C
Key for 2529C	—		2530

Metal Switch Lever Guard

FEATURES

- Nickel finish
- For flush tumbler switch levers
- Attaches to standard plates by the plate screws

Metal Switch Lever Guard

Description	Catalog No.
Switch lever guard with 1/4 padlock holes	7949

Sub-Frame and Blank Insert

Description	Color	Catalog No.
Blank insert and strap for standard switch plate	Brown	756B
	Gray	756GY
	Ivory	756V
	Light Almond	756LA
	White	756W

Bushings

FEATURES

- Provide smooth protective surface for cords or wires passing through knockouts.

Bushings

Description	Knockout Size	Inside Diameter	Outside Diameter	Groove	Catalog No.
Rubber	0.375" (9.525mm)	0.375" (9.525mm)	0.75" (19.05mm)	0.50" (12.70mm)	76
Rubber	0.50" (12.70mm)	0.50" (12.70mm)	1.031" (26.19mm)	0.875" (22.225mm)	77
Plastic with Lock Nut	0.50" (12.70mm)	0.50" (12.70mm)	—	—	28
Plastic with Lock Nut	0.75" (19.05mm)	0.75" (19.05mm)	—	—	30

Wallplate Accessories

Adapters, Wallplate Screws,
Plastic Bull's Eyes,
Pilot Light Lampholder



INDUSTRIAL
COMMERCIAL
RESIDENTIAL

V-10
ELECTRICAL
ACCESSORIES

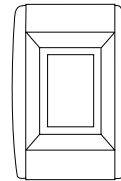
Wallplate Accessories

FEATURES

- Wall protectors are constructed of attractive, clear plastic and fit snug under standard wallplate.
- Adapters are designed to fit Decorator openings and convert them to fit other devices.

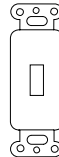
Wall Protectors

Description	Color	Catalog No.
1 Gang	Clear	1130*
2 Gang	Clear	1142*



Adapters

Description	Color	Catalog No.
Decorator to Blank	Almond	2160A
	Brown	2160B
	Ivory	2160V
	Light Almond	2160LA
	White	2160W
Decorator to Dimmer or Toggle	Almond	2161A
	Brown	2161B
	Ivory	2161V
	Light Almond	2161LA
	White	2161W



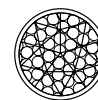
Wallplate Screws

Description	Use with	Color	Catalog No.
#6-32 x 1/2" (12.7mm) Baked Enamel	Toggle & Receptacle Wallplates	Almond	231A
		Brown	231B
		Ivory	231V
		Light Almond	231LA
		White	231W
Brass Plated Steel Stainless Steel	Toggle & Receptacle Wallplates	Brass	231BD
		Stainless	231SS
		#6-32 x 1/2" (12.7mm) Nylon	Toggle & Receptacle Wallplates
Ivory	232V		
Light Almond	232LA		
White	232W		
#6-32 x 5/16" (7.94mm) Baked Enamel	Decorator Wallplates	Almond	2231A
		Ivory	2231V
		Light Almond	2231LA
		White	2231W
		Stainless Steel	2231SS




Plastic Bull's Eyes

Description	Fits	Color	Catalog No.
Rectangular Indicator Light	Toggle Wallplate	Red	156
Round Indicator Light	Single Receptacle Wallplate	Red	157



Pilot Light Lampholder

Description	Use with	Catalog No.
Recessed Pilot Light with 6 Watt Clear S-6 Bulb	Louwer Wallplate (see page 0-4)	153*



*Not UL Listed. Not CSA Certified. Not NOM.