

**DEWALT®**

**DEWALT®**  
ENGINEERED BY POWERS®

**PROTO®**

## TOTAL TOOL REWARDS

**BUY DEWALT®, POWERS® AND PROTO® AT TOTAL TOOL AND GET REWARDS!**

**MAKE A QUALIFIED DEWALT®, POWERS® OR PROTO® PURCHASE AND EARN POINTS THAT CAN BE REDEEMED FOR VALUABLE REWARDS!**

You will earn one point for every dollar you spend at Total Tool Supply on all DeWalt® accessories and DeWalt® tools, Powers® or Proto® product featured in this flyer between June 1 and November 30, 2017.

*Check your points anytime with your Total Tool Representative*

**5000  
POINTS**

**Choose From:**

Mechanics Tools Set (192 Piece)  
(DWM75049)

20V MAX® XR BRUSHLESS  
13" STRING TRIMMER  
(DCST920P1)

BLUETOOTH Charger Radio  
(DCR025)

20V MAX XR 3-Speed  
Hammerdrill Bare Tool  
(DCD996B)



**10000  
POINTS**


**Choose From:**

FLEXVOLT™ 60V MAX®  
Brushless Chainsaw  
(DCCS670X1)

FLEXVOLT™ 60V MAX® String  
Trimmer (DCST970X1)

20V MAX® XR Brushless Premium  
Hammerdrill & Impact Driver  
Combo Kit (DCK299P2)

1 Pair Black Costa Del Mar  
MOTU Sunglasses



**25000  
POINTS**

**Choose From:**

20V MAX 4-Tool Combo  
(DCK494P2)

FLEXVOLT™ 12" 120V MAX  
Double Bevel Compound Sliding  
Miter Saw Kit  
(DHS790AT2)

Garmin Montana 680T

40" Flat Screen TV

YETI Tundra 75 Cooler

G Loomis Walleye Rod & Reel



**40000  
POINTS**

**Choose From:**

Microsoft Surface Pro 4

20V MAX® Green Rotary  
Tough Laser (DW079LG)

60" Flat Screen TV

Full Set of Nike Golf Clubs

Build Your Own DEWALT  
Combo Kit Up to \$1,000



**TERMS AND CONDITIONS** This Total Tool Reward Program will run from June 1, 2017 through November 30, 2017. Customers who purchase select DEWALT® branded power tools and accessories, POWERS® product or PROTO® branded power tools and accessories from any Total Tool Supply location during this time will be eligible to receive (1) point for every dollar spent (excluding sales tax). Qualifying purchase of DEWALT® branded power tools and accessories, POWERS® product or PROTO® branded power tools and accessories are based on the product's retail value less any and all tax and service fees. Points may be redeemed at various prize levels through Total Tool Supply. Participants may be required to present the original sales receipt for qualified purchases. This is not a game of chance. Void where prohibited. All federal, state and local laws and regulations apply. DEWALT®, POWERS® and PROTO® reserves the right to determine the validity and legitimacy of any materials submitted (ii) approve or disapprove the participation of any person. Not valid with any other offer or promotion. The use of another entity's or person's name in connection with this promotion is solely for the purpose of describing one or more reward and is not intended to suggest any ownership rights or sponsorships or affiliations.

## FLEXVOLT™



### FLEXVOLT™ 12" 120V\* MAX DOUBLE BEVEL COMPOUND SLIDING MITER SAW KIT

**DHS790AT2** Delivers up to 289 cross cuts in 3-1/4" base molding. Includes (2) 60V MAX\* battery packs, charger, and corded power supply.



### FLEXVOLT™ 60V TABLE SAW KIT

**DCS7485T1** The brushless motor delivers the power to cut all common materials, the rack & pinion fence allows for fast, easy adjustments and provides the capacity to rip 4x8 sheet goods. Includes (1) 20V/60V MAX\* FLEXVOLT™ battery and fast charger.



### FLEXVOLT™ 60V MAX\* VSR STUD AND JOIST DRILL KIT WITH E-CLUTCH® SYSTEM

**DCD460T2** Features a 1/2" chuck and brushless motor that provides corded power in a cordless solution. Includes (2) 60V MAX\* battery packs, charger, Chuck Key and Holder, 2-Position Side Handle, Adjustable Bail Handle, and bag.



### 1-9/16" SDS MAX 60V COMBINATION HAMMER KIT

**DCH481X2** Delivers 6.1 joules of impact energy for fast drilling, even in the hardest concrete. Includes (2) 20V/60V MAX\* FLEXVOLT™ 9.0Ah Batteries and side handle.



### FLEXVOLT™ 60V MAX\* GRINDER KIT

**DCG414T2** 9,000 RPM Speed allows the use of up to 6" wheels. Includes (2) 60V MAX\* battery packs, fast charger, side handle, Type 27 wheel, Type 27 guard, wrench, flanges, and bag.



### FLEXVOLT™ 60V MAX\* BRUSHLESS RECIPROCATING SAW KIT

**DCS388T2** 0 - 3,000 SPM and a 1-1/8" stroke length for fast and efficient cutting. Includes (2) 60V MAX\* battery packs, fast charger, blade, and bag.



### FLEXVOLT™ 60V MAX\* 7-1/4" CIRCULAR SAW W/BRAKE KIT

**DCS575T2** Up to 339 cuts per charge in 2" x 4" pine. Includes (2) 60V MAX\* battery packs, fast charger, blade, and blade change wrench.



### FLEXVOLT™ 60V MAX\* STRING TRIMMER

**DCST970X1** 15" cutting swath with 0.080" line (also accepts 0.095"). Includes (1) 60V MAX\* battery pack, charger, handle, and 0.080" string prewound in the spool.



### FLEXVOLT™ 60V MAX\* HANDHELD BLOWER

**DCBL770X1** Powers through debris at up to 423 CFM of air volume at 129 MPH. Includes (1) 60V MAX\* battery pack, charger, and Concentrator Attachment.



### FLEXVOLT™ 60V MAX\* BRUSHLESS CHAINSAW

**DCCS670X1** Up to 70 cuts per charge on a 6" x 6" pressure treated pine wood. Includes (1) 60V MAX\* battery pack, charger, and hard bar cover.



### FLEXVOLT™ 20/60V MAX\* BATTERY PACK 6.0AH DUAL PACK

**DCB606-2** 4X The Runtime of DCB2011.5Ah Battery and 3X The Power of DC9096 18V Battery. Changes voltage when you change tools, powering a line of powerful 60V MAX tools, 120V MAX tools, and backwards compatible to existing 20V MAX tools and chargers.



### FLEXVOLT™ 20/60V MAX\* BATTERY PACK 9.0AH DUAL PACK

**DCB609-2** 6X runtime\*\* when used in a 20V MAX\* tools. Automatically changes voltage when you change tools, providing up to 6X runtime\*\* in 20V MAX\* tools and the power of corded in 60V MAX\* and 120V MAX\* tools.



### 20V MAX\* 5-TOOL COMBO KIT

**DCK592L2** Includes Hammerdrill with patented 3-speed all-metal transmission, Recip Saw with four-position keyless blade clamp, 1/4" Impact Driver has 3 LED lights with 20 second delay, 6-1/2" Circular Saw and LED Worklight plus (2) 20V MAX Lithium-Ion 3.0 Ah batteries, charger, 360° side handle, belt hook, carbide tipped blade and contractor bag.



### 20V MAX\* 4-TOOL COMBO KIT

**DCK494P2** Includes Hammerdrill with patented 3-speed all-metal transmission, Recip Saw with four-position keyless blade clamp, 1/4" Impact Driver has 3 LED lights with 20 second delay, and LED Worklight plus (2) 20V MAX Lithium-Ion 3.0 Ah batteries, charger, and contractor bag.



### 20V MAX\* XR BRUSHLESS PREMIUM HAMMERDRILL & IMPACT COMBO KIT

**DCK299P2** 1/2" Hammerdrill delivers 0-2,250 RPM and 0-38,2500 BPM. 1/4" Impact Driver produces 0-3,250RPM, 0-3,600 IPM and 1,825 in.-lbs of torque. Includes (2) 20V MAX XR High Capacity batteries (5.0 Ah), charger, (2) belt hooks, side handle and contractor bag.



# IT PAYS TO BUY DEWALT® AT TOTAL TOOL SUPPLY

EARN ONE POINT FOR EVERY DOLLAR YOU SPEND ON SELECT DEWALT®, POWERS® OR PROTO® PRODUCTS  
JUNE 1 THROUGH NOVEMBER 30, 2017 AT TOTAL TOOL SUPPLY.



## 20V MAX\* XR BRUSHLESS DRYWALL SCREWGUN & IMPACT DRIVER KIT

**DCK262M2** Includes 20V MAX XR Brushless Drywall Screwgun, 20V MAX XR Brushless Impact Driver, (2) 20V MAX Premium XR Li-Ion batteries (4.0 Ah), charger and contractor bag.



## 20V MAX\* XR BRUSHLESS DRYWALL SCREWGUN & CUT-OUT TOOL KIT

**DCK263D2** Includes 20V MAX XR Brushless Drywall Screwgun, 20V MAX XR Cut-out Tool, (2) 20V MAX Compact Li-Ion Batteries (2.0 Ah), charger and contractor bag.



## 20V MAX\* XR BRUSHLESS COMPACT DRILL/DRIVER & IMPACT DRIVER KIT

**DCK283D2** Includes 20V MAX\* XR Compact Brushless 1/2" Drill/Driver, 20V MAX\* XR Brushless 1/4" Impact Driver, (2) 20V MAX XR Lithium Ion Batteries (2.0Ah), charger, (2) belt hooks and contractor bag.



## 20V MAX\* XR BRUSHLESS 3-SPEED HAMMERDRILL KIT

**DCD996P2** High performance 3-speed all-metal transmission. Produces 0-38,250 BPM for fast drilling. Includes (2) 20V MAX XR batteries (5.0 Ah), charger, belt hook, 360° side handle and kit box.



## 20V MAX\* XR BRUSHLESS 3-SPEED DRILL/DRIVER KIT

**DCD991P2** High performance 3-speed all-metal transmission. Includes (2) 20V MAX XR batteries (5.0 Ah), charger, belt hook, 360° side handle and kit box.



## 20V MAX\* XR BRUSHLESS COMPACT DRILL/DRIVER KIT

**DCD791D2** High-speed transmission delivers 2 speed variations. Includes (2) 20V MAX XR Compact batteries (2.0 Ah), charger, belt hook, and kit box.



## 20V MAX\* XR VERSA-CLUTCH™ ADJUSTABLE TORQUE SCREWGUN KIT

**DCF622M2** Up to 2,000 RPMs of consistent speed, ideal for metal fastening applications. Includes (2) 20V MAX XR Premium Li-Ion batteries (4.0Ah), charger, belt hook and bag.



## 20V MAX\* XR BRUSHLESS 1/4" HEX IMPACT DRIVER KIT

**DCF887M2** Quick release anvil. Produces 0-2,800 RPM of no-load speed and 0 - 3,200 IPM. Includes (2) 20V MAX XR batteries (4.0 Ah), fast charger, belt hook and carrying case.



## 20V MAX\* XR 3/8" COMPACT IMPACT WRENCH KIT

**DCF890M2** Max torque of 150 ft.-lbs in a compact package for a variety of different fastening applications. Includes (2) 20V MAX XR batteries (4.0 Ah), fast charger, belt clip, and bag.



## 20V MAX\* 1/2" IMPACT WRENCH KIT

**DCF880M2** Compact, lightweight design fits into tight areas. Detent pin. Includes (2) 20V MAX XR batteries (4.0 Ah), fast charger and case.



## 20V MAX\* XR BRUSHLESS DRYWALL SCREWGUN KIT

**DCF620M2** Delivers 0 - 4,400 RPM. Cone-Lock™ nose cone locks on securely and is easily removed. Includes (2) 20V MAX XR Premium Li-Ion batteries (4.0Ah) and charger.



## 20V MAX\* XR BRUSHLESS HIGH TORQUE 1/2" IMPACT WRENCH KIT

**DCF899P2** Detent pin. Produces up to 700 ft.-lbs of max torque and 1200 ft.-lbs of max breakaway torque. Includes (2) 20V MAX XR Premium batteries (5.0 Ah), fast charger and contractor bag.



## 20V MAX\* XR HIGH TORQUE 1/2" IMPACT WRENCH W. HOG RING ANVIL KIT

**DCF899HP2** Up to 700 ft.-lbs of max torque and 1200 ft.-lbs of max breakaway torque. Includes (2) 20V MAX XR Premium batteries (5.0 Ah), fast charger and contractor bag.



## 20V MAX XR BRUSHLESS HIGH TORQUE 3/4" IMPACT WRENCH KIT

**DCF897P2** Hog ring with retention pin anvil. Produces up to 700 ft.-lbs of max torque and 1200 ft.-lbs of max breakaway torque. Includes (2) 20V MAX XR Premium batteries (5.0 Ah), fast charger and contractor bag.



## 20V MAX XR BRUSHLESS HIGH TORQUE 7/16" IMPACT WRENCH KIT

**DCF898P2** Detent pin. Produces up to 700 ft.-lbs of max torque and 1200 ft.-lbs of max breakaway torque. Includes (2) 20V MAX XR Premium batteries (5.0 Ah), fast charger and contractor bag.





## 20V MAX\* XR BRUSHLESS 1-1/8" L-SHAPE SDS PLUS ROTARY HAMMER KIT

**DCH293R2** Delivers 3.5 joules of impact energy. With its balanced design, SHOCKS® Active Vibration Control® technology and Extreme Run Time, this hammer is ideally suited for all day use and large diameter hole drilling, even in the hardest concrete. Includes (2) 6.0 Ah Li-Ion batteries, charger and kit box.



## 20V MAX\* XR BRUSHLESS 1" L-SHAPE SDS PLUS ROTARY HAMMER KIT

**DCH273P2** Delivers 2.1 joules of impact energy. Coupled with its light weight design and SHOCKS® Active Vibration Control® technology, this hammer is ideal when used in overhead applications. Includes (2) 5.0 Ah Li-Ion batteries, side handle, charger and kit box.



## 20V MAX\* XR BRUSHLESS 1" L-SHAPE SDS PLUS ROTARY HAMMER KIT WITH ON BOARD DUST EXTRACTOR

**DCH273P2DH** Delivers 2.1 joules of impact energy. Includes Extractor, HEPA Filter, (2) 5.0 Ah Li-Ion batteries, side handle, depth rod, utility hook and charger.



## 20V MAX\* XR BRUSHLESS 1" D-HANDLE ROTARY HAMMER KIT

**DCH133M2** Delivers 2.6 joules of impact energy. At the heart of this tool is the DEWALT brushless motor and durable rotary hammer mechanism. Includes (2) 4.0 Ah Li-Ion batteries, side handle, charger and case.



## 20V MAX\* BAND SAW KIT

**DCS371P1** Delivers 740 FPM with a big 2-1/2" cut capacity to cut up to 2" SCH pipe. Blade tracking adjustment. Includes 20V MAX XR Premium battery, fast charger, 14/18 TPI blade, wrench and kit bag.



## 20V MAX\* BRUSHLESS DEEP CUT BAND SAW KIT

**DCS374P2** 5" cutting capacity. 4" cut capacity cuts up to 4" SCH 40 pipe and double strut. Includes (2) 20V MAX XR Li-Ion batteries (5.0Ah), charger, 18TPI band saw blade and kit box.



## 20V MAX\* XR 7-1/4" CIRCULAR SAW WITH BRAKE KIT

**DCS570P1** Brushless motor provides 5200 rpm and maintains speed under load. 330 cross cuts in a 2x4 (pine). Includes (1) 20V Li-Ion battery, blade, charger and blade changing wrench.



## 20V MAX\* SAW KIT

**DCS373P2** Powered by a 460 MWO, 3700 rpm motor and features a 5-1/2" 30T carbide tipped metal cutting blade for a variety of metallic construction materials. Includes (2) 5.0 Ah Li-Ion batteries, blade, charger and kit box.



## 20V MAX\* XR BRUSHLESS COMPACT RECIPROCATING SAW KIT

**DCS367P1** With a 1-1/8" stroke length and a variable speed trigger delivering up to 2,900 strokes per minute, this saw is fast and efficient. Includes (1) 5.0 Ah Li-Ion battery, charger and kit bag.



## 20V MAX\* CORDLESS RECIPROCATING SAW KIT

**DCS380P1** Variable speed trigger delivering up to 3000 strokes per minute allowing you to match speed with application and a 1-1/8" stroke length for fast cutting. Includes (1) 5.0 Ah Li-Ion battery, charger and kit box.



## 20V MAX\* XR BRUSHLESS HANDHELD BLOWER

**DCBL720P1** Provides the ability to clear debris with an air volume of up to 400 cubic feet per minute at 90 miles per hour. With an ergonomic and extremely lightweight design (7.1 lbs.), the blower is easy to control and minimizes stress on the arm. Includes 20V MAX 5.0Ah battery and charger.



# IT PAYS TO BUY DEWALT® AT TOTAL TOOL SUPPLY

EARN ONE POINT FOR EVERY DOLLAR YOU SPEND ON SELECT DEWALT®, POWERS® OR PROTO® PRODUCTS  
JUNE 1 THROUGH NOVEMBER 30, 2017 AT TOTAL TOOL SUPPLY.



## 20V MAX\* DRYWALL CUT-OUT TOOL KIT

**DCS551D2** Powerful motor produces up to 26,000 RPM. Tool-free bit change. Includes (2) 2.0 Ah 20V MAX Compact Li-Ion batteries, charger and kit bag.



## 20V MAX\* XR BRUSHLESS OSCILLATING MULTI-TOOL KIT

**DCS355D1** Delivers 0-20,000 OPM with a DUAL-GRIP™ variable speed trigger. Quick-Change™ accessory system for quick, tool-free changes. Bright LED light illuminates dark work surfaces for accurate cutting. Includes 20V MAX XR compact battery, charger, DEWALT Oscillating Tool guide System, wood with nails blade, sanding pad, (25) sheets of sandpaper, universal accessory adapter, accessory storage box and contractor bag.



## 20V MAX\* XR BRUSHLESS FRAMING NAILER

**DCN692M1** Drives 700 3" nails on a single charge! Sequential operating mode for precision placement and bump operating mode for production speed. Accepts 30-34° paper tape nails, clipped head and offset full round nails from 2" to 3-1/2" in length. Includes 20V MAX XR Premium Li-Ion battery, charger, no-mar tip and carrying case.



## 20V MAX\* 16GA ANGLED CORDLESS FINISH NAILER KIT

**DCN660D1** Drives 16GA 20 degree finish nails 1-1/4" to 2-1/2" lengths. Up to 800 nails per charge. Sequential operating mode for precision placement and bump operating mode for production speed. Includes 20V MAX 2.0Ah battery and charger.



## 20V MAX\* 14GA SWIVEL HEAD SHEAR KIT

**DCS494M2** 360 degree tool free swivel head which allows user to access tight quarters while maintaining comfort. Cuts 7/32" strip which continuously curls out of the cutting area providing consistent and accurate cuts. Cordless tool allows user to take the tool to the workplace. Includes (2) 4.0 Ah Li-Ion batteries and charger.



## 20V MAX\* XR BRUSHLESS 18GA NARROW CROWN STAPLER KIT

**DCN681D1** Drives 18 Gauge 1/4 in. narrow crown staples from 1/2" to 1-1/2" which makes it ideal for cabinetry, furniture, paneling, and flooring underlayment. With its brushless motor powered by a DEWALT 20V MAX Lithium-Ion battery the DCN681 is ready to go to work without the hassle of using gas, compressor, and hose. Includes 20V MAX XR compact battery, charger and bag.



## 20V MAX\* CORDLESS THREADED ROD CUTTER

**DCS350D1** Able to cut 1/4", 3/8", 1/2" Mild Steel Coarse Threaded Rod and also able to cut 1/4", 3/8" Stainless Steel Coarse Threaded Rod. Clean, burr-free cuts allowing for easy threading. Chip and spark-free cutting of threaded rod. Includes 2.0Ah Li-Ion Battery, charger, (2) 4 sided cutting dies, cutting die adjustment wrench and kit bag.



## 20V MAX\* CABLE STRIPPER

**DCE151TD1** Battery powered cable stripper enables users to strip cables quickly compared to using knife. Tool can strip cable sizes #8 to 750 MCM Cu/Al and can strip cable to a depth of 4". Users can quickly change bushings for each cable size. The tool also features an electronic clutch, LED light, Kit storage box.



## 20V MAX\* PRESS TOOL KIT

**DCE200M2K** 1/2" - 4" Pressing Capacity for Copper, Plex, Stainless Steel, and Carbon Steel Pipe. The head of the tool pivots 360° to maneuver in tight spaces and the crimping jaws have a black galvanized coating to help protect from corrosion. Includes (2) 20V MAX 4.0Ah batteries, charger, Shoulder Strap, (5) 1/2" - 2" crimping heads and kit box.



## 20V MAX\* PRESS TOOL KIT

**DCE200M2** Capable of pressing pipe fittings from 1/2" to 4" in copper and stainless steel pipe. Crimp Connect Reporting Technology provides detailed reports of work done. Includes (2) 20V MAX 4.0Ah batteries and shoulder strap.



## 20V MAX\* DIELESS CABLE CRIMPING TOOL KIT

**DCE350M2** Capable of crimping connectors for cable sizes up to 75- MCM Cu/ 1000 Al cable. Includes (2) 20V MAX 4.0Ah batteries, shoulder strap and kit box.



## 20V MAX\* DIED ELECTRICAL CABLE CRIMPING TOOL KIT

**DCE300M2** Delivers a 12-ton crimping force for UL classified crimps using compatible connectors from leading manufacturers. Includes (2) 20V MAX 4.0Ah batteries, shoulder strap and kit box.



## PERFORM PROTECT

### 12 GALLON DUST EXTRACTOR

**DWV012** Powerful 9 amp motor delivers 129 CFM. Automatic Filter Clean delivers a filter pulse every 15 seconds for continuous operations. Variable suction control. Control the On/Off operations of the vacuum with a power tool. Twist-Lock hose connection keeps the hose connected to the tank. Includes power tool adapter and 14-foot crush-resistant hose.



### 5" SURFACE GRINDING DUST SHROUD KIT

**DWE46153** Dust Collection Surfacing Shroud with flush grinding door allowing dust collection while flush edge grinding. Includes 5" Shroud, 5" Diamond Turbo Wheel, Universal Connector, and Bail Handle.



### 5" / 6" CUTTING & TUCKPOINTING DUST SHROUD TOOL KIT

**DWE46101** 11 amp/1.9 HP 10,000 rpm DEWALT® built motor designed for fast material removal. Includes Guard, Side Handle, Matched Flange Set, Wrench, Universal Connector, 5" X .25" Sandwich Diamond Blade, and Ballistic Nylon Kit Bag.



### DUST EXTRACTOR FOR 1" 20V MAX SDS HAMMER

**D25303DH** Features a durable clear high capacity dust box, replaceable dust nozzle, replaceable HEPA Filter, and a quick release for easy attachment and disassembly.



### DUST EXTRACTOR FOR 1-1/8" 20V MAX SDS HAMMER

**D25304DH** Features a durable clear high capacity dust box, replaceable dust nozzle, replaceable HEPA Filter, and a quick release for easy attachment and disassembly.



### DUST EXTRACTOR TELESCOPE W/ HOSE FOR SDS ROTARY HAMMERS

**D25301D** Dust extractor telescope and side handle fits DEWALT corded and cordless SDS+ rotary hammers 1" and below.



### 5" / 6" CUTTING & TUCKPOINTING DUST SHROUD

**DWE46100** Delivers tool-free shroud removal and adjustments and eliminates the need for user to tape hose to shroud.



### 5" SURFACE GRINDING DUST SHROUD

**DWE46152** Dust collection shroud with flush grinding door allows dust collection for flush edge grinding.



### LARGE HAMMER DUST EXTRACTION - HOLE CLEANING

**DWH050K** Two Interchangeable drilling heads for optimum dust removal. One for holes up to 1-1/2" and one for holes up to 2".



### LARGE HAMMER DUST EXTRACTION - CHISELING

**DWH053K** Compatible with DEWALT D25960 Demolition Hammer, DEWALT D25980 Pavement Breaker, plus most 1-1/8" Electric Pavement Breakers.



### LARGE HAMMER DUST EXTRACTION - DEMOLITION

**DWH052K** Compatible with DEWALT D25960 Demolition Hammer, DEWALT D25980 Pavement Breaker, plus most 1-1/8" Electric Pavement Breakers.



### DISPOSABLE PLASTIC LINER (5 PACK) FOR DEWALT DUST EXTRACTORS

**DWV9400** Allows user to quickly and efficiently empty the tank without releasing harmful dust to the environment.



### PAPER BAG (5 PACK) FOR DEWALT DUST EXTRACTORS

**DWV9401** Allows user to quickly and efficiently empty the tank without releasing harmful dust to the environment.



### FLEECE BAG (5 PACK) FOR DEWALT DUST EXTRACTORS

**DWV9402** Allows user to quickly and efficiently empty the tank without releasing harmful dust to the environment.



# IT PAYS TO BUY DEWALT® AT TOTAL TOOL SUPPLY

EARN ONE POINT FOR EVERY DOLLAR YOU SPEND ON SELECT DEWALT®, POWERS® OR PROTO® PRODUCTS  
JUNE 1 THROUGH NOVEMBER 30, 2017 AT TOTAL TOOL SUPPLY.



## 20V MAX\* GREEN ROTARY TOUGH LASER

**DW079LG** With an IP67 debris/water resistance, 2 meter drop protection as well as a highly-visible green beam, The laser allows users to use lasers in adverse conditions. Includes Detector, TSTAK® Storage Case, 5/8" Bracket Adaptor, 20V MAX\* Battery, 20V MAX\* Charger, Enhancement Glasses, Target Card, Ceiling Bracket, Detector Bracket and 5/8" Tripod Adapter.



## 20V MAX\* RED ROTARY TOUGH LASER

**DW079LR** Great run times, Guaranteed Tough® durability and the compatibility with a widely accepted battery platform are just a few of the things that make this laser a must have tool for your job site. Includes Detector, TSTAK® Storage Case, 5/8" Bracket Adaptor, 20V MAX\* Battery, 20V MAX\* Charger, Enhancement Glasses, Target Card, Ceiling Bracket, Detector Bracket and 5/8" Tripod Adapter.



## 12V MAX\* 2 X 360 GREEN LINE LASER

**DW0811LG** Great run times, Guaranteed Tough® durability and the compatibility with a widely accepted battery platform are just a few of the things that make this laser a must have tool for your job site. Includes 12v Battery, Charge, Extended Ceiling Bracket, Enhancement Glasses, Target Card, Magnet Enhancement, Plate Blow and mold case.



## 12V MAX\* GREEN CROSS LINE LASER

**DW088LG** Features rechargeable power tool battery platform, self leveling cross lines, and green beam laser technology. Over-molded housing and IP65 are debris and water resistant. Includes Blow Mold Case, Extended Ceiling Bracket, 12V Battery, Charger and Target Card.



## 12V MAX\* 3 X 360 GREEN LINE LASER

**DW089LG** Features a rechargeable power tool battery platform and green beam laser technology. Over-molded housing and IP65 are debris and water resistant. Includes Blow Mold Case, Extended Ceiling Bracket, 12v Battery, Charger, Target Card and Laser enhancement Glasses.



## GREEN CROSS LINE LASER

**DW088CG** Has a great range that projects bright crossing horizontal and vertical lines for various leveling and layout applications. Includes Ceiling Bracket and (3) AA Batteries.



## CROSS LINE LASER

**DW088K** Maintains full brightness for visibility and extends range that projects bright crossing horizontal and vertical lines for various leveling and layout applications.



## 12V MAX\* 5 SPOT GREEN LASER

**DW085LG** Up/Down/Front/Left/Right Spots. Raised Magnetic Front Panel for Joust Clearance. Includes TSTAK® Case, 12v MAX\* Battery, Charger, Enhancement Glasses, Target Card, Magnet Enhancement Plate and Ceiling Bracket.



## 12V MAX\* 2 SPOT CROSS LINE GREEN LASER

**DW0822LG** Offers great flexibility on the worksite as well as great durability and visibility. Includes Ceiling Bracket, 12v MAX\* Battery, Charger, Magnetic Enhancement Plate, Enhancement Glasses, Target Card and TSTAK® Case.



## 12V MAX\* 5 SPOT + CROSS LINE GREEN LASER

**DW0825LG** Offering great versatility, the DEWALT® 5 spot + cross line lasers can help with a variety of leveling jobs on any jobsite. Includes 12v Battery, charger, Target Card, Enhancement Glasses, Magnet Enhancement Plate, Ceiling Bracket and TSTAK® case.



## SELF LEVELING SPOT BEAMS AND HORIZONTAL LINE

**DW0851** Projects 5 bright spot beams for accurate plumb and horizontal point transfer. Rear projecting horizontal line aids in additional leveling applications.



## 5 BEAM LASER POINTER

**DW085K** Single lever power switch locks pendulum in the off position for added durability and a built-in magnetic pivoting bracket, which mounts easily on metal surfaces. Includes kit box and (4) AA Batteries



## 3 BEAM LASER POINTER

**DW083K** Single lever power switch that locks the pendulum in the off position for added durability and the built-in magnetic pivoting bracket mounts easily on metal surfaces. Includes kit box and (4) AA Batteries



## 20V MAX\* TOOL CONNECT™ CORDED/ CORDLESS LED AREA LIGHT

**DCL070** A solution for poorly lit jobsites and extra-long extension cords with up to 7000 lumens and the capability to operate either corded or cordless.



## 20V MAX\* JOBSITE LED SPOTLIGHT

**DCL043** 2 brightness settings, 3 LEDs and 1 red LED to preserve night vision. Can be seen up to 508 yards. Pivoting head allows for hands-free operation and light to be projected in multiple direction while standing on its base.

## 20V MAX\* LED HANDHELD AREA LIGHT

**DCL050** 500 lumens. 3 LEDs, 2 brightness settings. 140° pivoting head provides versatility for lighting work surfaces. Built-in telescoping and 360° rotating hook.



## 18V / 20V MAX\* CORDLESS / CORDED LED WORKLIGHT

**DCL061** Ideal for portability. Flexible head allows users to adjust light in their desired direction.





## FLEXVOLT™ 20/60V MAX\* 6.0AH BATTERY 2-PACK

**DCB606-2** Changes voltage when you change tools, powering a line of powerful 60V MAX tools, 120V MAX tools, and backwards compatible to existing 20V MAX tools and chargers.



## FLEXVOLT™ 20/60V MAX\* 9.0AH BATTERY 2-PACK

**DCB609-2** Automatically changes voltage when you change tools, providing up to 6X runtime\*\* in 20V MAX\* tools and the power of corded in 60V MAX\* and 120V MAX\* tools.



## 20V MAX\* PREMIUM XR 6.0AH LITHIUM ION BATTERY 2-PACK

**DCB206-2** Provides 2X the capacity of standard battery pack.

**DCB206** 20V MAX\* Premium XR 6.0Ah Lithium Ion Battery Pack



## 20V MAX\* PREMIUM XR 5.0AH LITHIUM-ION BATTERY 2-PACK

**DCB205-2** Provides up to 60% more capacity than standard 20V MAX battery packs.

**DCB205BT** 20V MAX 5.0 Ah Battery w/Bluetooth



## 20V MAX\* PREMIUM XR 4.0AH LITHIUM ION BATTERY 2-PACK

**DCB204-2** Provides up to 33% more capacity than standard 20V MAX\* battery packs.

**DCB204** 20V MAX\* Premium XR 4.0Ah Lithium Ion Battery Pack



## 18V TO 20V ADAPTER

**DCA1820** Allows for use of 20V MAX Compact Batteries in most DEWALT 18V tools. Requires use of 20V MAX charger. Battery and charger are sold separately.



## 1800 WATT PORTABLE POWER STATION AND PARALLEL BATTERY CHARGING KIT

**DCB1800M3T1** Includes (3) 4.0 Ah 20V MAX\* batteries and 6.0 Ah Flexvolt battery.

**DCB1800B** 1800 WATT Portable Power Station and Parallel Battery Charger (BARE)



## 12V - 20V MAX JOBSITE CHARGING STATION

**DCB102** Charges two 12-20V MAX batteries in 90 minutes or less.



## BLUETOOTH® CHARGER RADIO

**DCR025** The unit is designed to include woofers, tweeters and air ports to provide clear and rich sound at all volume levels. Includes an Aux and 2.1 AMP USB charging port for convenient device charging.



**TOUGHSYSTEM® DS150 SMALL CASE DWST08201**



**TOUGHSYSTEM® DS300 LARGE CASE DWST08203**



**TOUGHSYSTEM® DS400 XL CASE DWST08204**




**TOUGHSYSTEM® TOTE DWST08205**



**TOUGHSYSTEM® DS450 MOBILE STORAGE DWST08250**


## TOUGHSYSTEM® MUSIC + CHARGER

**DWST08810** Premium sound: 1 Subwoofer + 4 full range tweeters. Built-in charger ensures jobsite productivity by charging 12V and 20V MAX power tools. Connectivity to Bluetooth®, 3.5mm Aux. Input, 5V/1A USB charger. ToughSystem® Carrier cart compatible: can be stacked to other ToughSystem® modules.



## 4-1/2" - 5" HIGH PERFORMANCE PADDLE SWITCH GRINDER WITH NO LOCK ON

**DWE43114N** 11,000 RPM Rating and 13 Amp Motor. Includes Side Handle, Inner and Outer Flange and 5" Type 27 Guard.



## 6" HIGH PERFORMANCE PADDLE SWITCH GRINDER WITH NO LOCK-ON

**DWE43144N** 9,000 RPM Rating and 13 Amp Motor. Includes Side Handle, Inner and Outer Flange, 6" Type 27 Guard and 6" Type 1 Guard.



## 4-1/2" - 5" HIGH PERFORMANCE TRIGGER SWITCH GRINDER WITH NO LOCK ON

**DWE43115N** 11,000 RPM Rating and 13 Amp Motor. Includes Side Handle, Inner and Outer Flange and 5" Type 27 Guard.



## 6" NO LOCK PADDLE CUTOFF TOOL WITH ADJUSTABLE GUARD

**DWE46044** 13.0 Amp/2.3HP, 9,000 rpm. Includes 6" Adjustable Slicer Guard, Wrench for wheel installation, Wrench for guard installation, Inner and Outer Flange Nuts and D28144N Body Grip Cutoff Grinder.



## 4-1/2" - 5" HIGH PERFORMANCE PADDLE SWITCH GRINDER WITH NO LOCK ON

**DWE4222N** 11 amp 1400 MWO motor provides high operating speeds under heavy loads. Includes Side Handle, Backing Flange, Flange Nut, 4.5" T27 Guard and Hex Key Wheel Wrench.



## 4-1/2" SMALL ANGLE GRINDER WITH NO LOCK-ON

**DWE402N** 11 Amp AC/DC 11,000 RPM motor designer for faster material removal and higher overload protection. Includes One-Touch Guard, 2-Position Side Handle and Wrench.



## 1-1/2" DIE GRINDER, NO LOCK-ON

**DWE4887N** 4.2 amp, 25,000 rpm motor provides high power and speed for all 1-1/2" grinding applications. Convenient paddle switch. Includes 2 wrenches and 1/4" collet.



## 1-3/4" SDS MAX COMBINATION HAMMER

**D25603K** 8.0 joules of impact energy provides fast drilling and powerful chipping. Includes 360 Side Handle, Kit Box and Users Guide.

**D25601K** 1-3/4" SDS MAX Combination Hammer



## 1-3/4" SPLINE COMBINATION HAMMER KIT WITHSHOCKS - ACTIVE VIBRATION CONTROL® & 2 STAGE CLUTCH

**D25651K** 8.0 joules of impact energy provides fast drilling and powerful chipping. Includes 360 Side Handle, Kit Box and Users Guide.

**D25553K** 1-9/16" Spline Combination Hammer Kit



## 2" SDS MAX COMBINATION HAMMER

**D25763K** 15.5 joules of impact energy provides maximum performance in drilling and chipping. Includes 360 Side Handle and Kit Box.

**D25761K** 2" SDS MAX Combination Hammer



# IT PAYS TO BUY DEWALT® AT TOTAL TOOL SUPPLY

EARN ONE POINT FOR EVERY DOLLAR YOU SPEND ON SELECT DEWALT®, POWERS® OR PROTO® PRODUCTS  
JUNE 1 THROUGH NOVEMBER 30, 2017 AT TOTAL TOOL SUPPLY.



## 1-1/8" SDS+ COMBINATION HAMMER W/SHOCKS® AND E- CLUTCH

**D25416K** 4.2 joules Impact energy delivers hard hitting power for fast drilling and chipping applications. Includes 360 Side Handle, Depth Rod and Kit Box.



## 1-1/8" D-HANDLE SDS HAMMER KIT

**D25263K** 3.0 joules impact energy for fast drilling and chipping speed. 8.5 amp high performance motor.. Includes 360 Side Handle, Depth Rod and Kit Box.



## 1" L-SHAPE SDS PLUS ROTARY HAMMER KIT WITH SHOCKS® KIT

**D25323K** 8 amp motor provides high performance and overload protection: 0-1,150 RPM, 0-4,300 BPM. Delivers 2.8 joules of Impact Energy, providing fast drilling and powerful chipping.



## 23 LB. SDS MAX IN-LINE DEMOLITION HAMMER WITH SHOCKS®

**D25901K** 14 amp motor provides high performance and overload protection. Includes 360 Side Handle and Kit Box.



## 68 LB 1-1/8" HEX PAVEMENT BREAKER WITH HAMMER TRUCK AND STEEL

**D25980K** 52 joules of impact energy provides maximum performance. Includes Hammer Truck, Flat Foot Plate for Hammer Truck, Pegged Foot Plate for Hammer Truck, Bull Point Chisel, 1" Cold Chisel and 3" Wide Chisel.



## 7-1/4" LIGHTWEIGHT CIRCULAR SAW W/ ELECTRIC BRAKE

**DWE575SB** Among the lightest saws in its class at only 8.8 lbs. 15 Amp motor is powerful enough for the toughest applications and electric brake stops the blade after trigger is released. Includes blade wrench, blade, manual and contractor bag.



## 7-1/4" WORM DRIVE CIRCULAR SAW

**DWS535** 15 Amp motor that delivers 4,800 rpm and features 53° bevel capacity for advanced applications. Lightweight and durable magnesium construction for optimum user handling, comfort, and strength. Includes blade and blade wrench.



## 2" 2-SPEED MAGNETIC DRILL PRESS

**DWE1622K** 10 Amp motor with 2 speed settings and overload protection to prevent motor damage. Quick Change Chuck system allows for tool free change between 3/4" Weldon Shank and 1/2" keyed chuck. Includes Magnetic Coolant Tank, Safety Chain, Adjustment Tools, Quick Change 1/2" Keyed Chuck and Kit Box.



## 14" CHOP SAW W/ QUICK-CHANGE™ KEYLESS BLADE CHANGE SYSTEM

**D28715** 15 Amp motor for high performance without overheating. Features two tool-free systems: Quick-Change™ blade change system and Quick-Fence™ 45-degree adjustable fence reduces downtime with fast and accurate cuts. Includes 14" abrasive wheel, Fence wrench and Tool free flange system.



## 14" MULTI-CUTTER SAW

**DW872** 15 amp / 4 HP motor provides more overload capacity to increase performance and durability. Multi-Cutter Saw offers versatility by cutting a wide variety of materials including ferrous and non-ferrous metals. Includes 14" carbide tipped blade, Wrench and Vertical Clamp.



## DEEP CUT BAND SAW

**DWM120** Powerful 10 Amp motor for operating various jobsite applications and cutting rectangular stock up to 5 inches deep. Variable speed dial allows user to vary speed for specific materials and various applications. Includes Hex Wrench and blade.

**DWM120K** Deep Cut Band Saw Kit



## 13.0 AMP RECIPROCATING SAW KIT

**DW311K** Powerful 13 amp motor which delivers the power needed for heavy duty applications. The variable speed triggers allows users to match the speed to application up to 2700 strokes per minute and orbital action provides fast cutting in wood applications. Includes carrying case.



## 12.0 AMP RECIPROCATING SAW KIT

**DWE305K** Powerful 12 Amp motor with a variable speed trigger that provides up to 2,900 strokes per minute with a 1-1/8" stroke length for fast cutting. Features a keyless, lever-action 4-position blade clamp for quick and easy blade changes in 4 directions for a variety of applications including flush cutting.



## 1/2" VSR STUD & JOIST DRILL WITH CLUTCH AND BIND-UP CONTROL® SYSTEM

**DWD460K** Heavy-duty 11 Amp motor for delivering high performance speed set for specific applications. E-Clutch detects bind-ups and reduces speed to a manageable level until control is regained. Includes huck key with holder, 2-position side handle, Bail handle and Kit Box.



## 1/2" VSR STUD & JOIST DRILL WITH CLUTCH AND BIND-UP CONTROL® SYSTEM

**DWD220G** Powerful 10 Amp motor with overload protection to drill at 0-1250 rpm in forward or reverse. Includes 360° locking side handle with soft grip and Chuck key with holder.



## 1/2" VSR PISTOL GRIP DRILL

**DWD210G** Powerful 10 Amp motor with overload protection to drill at 0-1250 rpm in forward or reverse. Constructed with soft grip handle for comfort and housed in metal gear for durability. Includes 360° locking side handle with soft grip and Chuck key with holder.



## 1/2" VSR DRILL

**DW235G** Constructed with helical-cut steel and heat-treated steel gears for long life and durability. Rubber grip and two-finger trigger provides comfort and control. Includes 360° locking side handle with soft grip and Chuck key with holder.



## MECHANICS TOOLS



### 192 PC MECHANICS TOOLS SET

**DWMT75049** Includes 1/4", 3/8" and 1/2" ratchets and sockets (SAE and Metric in Standard and Deep). This kit also includes extensions, adapters and hex keys.



### 168 PC MECHANICS TOOLS SET

**DWMT73803** Includes 1/4", 3/8" and 1/2" ratchets and sockets (SAE and Metric). The kit also includes combination wrenches, hex keys, and more.




### 142 PIECE 1/4" & 3/8" DRIVE MECHANICS TOOLS SET

**DWMT73802** The set includes two Pear Head ratchets and a variety of sockets, extensions, universal joints and adapters. The sockets include DirectTorque™ technology to help prevent rounding of fasteners and to provide better grip.



### 108 PIECE 1/4" & 3/8" DRIVE MECHANICS TOOLS SET

**DWMT73801** The set includes two Pear Head ratchets and a variety of sockets, extensions and adapters. The sockets include DirectTorque™ technology to help prevent rounding of fasteners and to provide better grip.



### 34 PC 1/4" & 3/8" DRIVE SOCKET SET

**DWMT73804** Includes 1/4", 3/8" 6 point sockets in SAE and Metric sizes. This set features a removable inner tray designed to fit in most tool chests. Features interlocking stackable case, giving a user freedom to customize and carry their tools.



### 56 PIECE 3/8" DRIVE COMBINATION SOCKET SET - 6 & 12 POINT

**DWMT19252** The set includes a variety of 3/8" Drive sockets (SAE and Metric in Standard and Deep), extensions, adapters, universal joint, a ratchet, and a carrying case for your convenience.



### 23 PIECE 1/2" DRIVE COMBINATION IMPACT SOCKET SET

**DWMT74739** Offers a wide variety of 1/2" Drive SAE and Metric Impact sockets for any user need. These sockets have DirectTorque™ technology to help prevent rounding of fasteners and provide better grip.



### 23 PIECE 3/8" DRIVE COMBINATION IMPACT SOCKET SET

**DWMT74738** Offers a wide variety of 3/8" Drive SAE and Metric Impact sockets for any user need. These sockets have DirectTorque™ technology to help prevent rounding of fasteners and provide better grip.



### RATCHETING WRENCHES

Full Polish Chrome and DirectTorque™ Technology helps prevent rounding of fasteners. 72 tooth ratcheting mechanism.

#### Ratcheting Wrenches

Part No.	Description
DWMT19232	12 PIECE REVERSIBLE RATCHETING SAE WRENCH SET - 1/4"-7/8"
DWMT19230	12 PIECE REVERSIBLE RATCHETING METRIC WRENCH SET - 8mm-19mm
DWMT74733	8 PIECE NON-REVERSIBLE RATCHETING COMBINATION SAE WRENCH SET - 5/16"-3/4"
DWMT74734	8 PIECE NON-REVERSIBLE RATCHETING COMBINATION METRIC WRENCH SET - 10mm-18mm
DWMT19231	12 PIECE FLEX HEAD NON-REVERSIBLE RATCHETING SAE WRENCH SET - 5/16"-1"
DWMT19229	12 PIECE FLEX HEAD NON-REVERSIBLE RATCHETING METRIC WRENCH SET - 8mm-19mm
DWMT19262	7 PIECE STUBBY NON-REVERSIBLE RATCHETING SAE WRENCH SET - 3/8"-3/4"
DWMT19261	7 PIECE STUBBY NON-REVERSIBLE RATCHETING METRIC WRENCH SET - 10mm-19mm



### COMBINATION WRENCHES

Full Polish Chrome and DirectTorque™ Technology helps prevent rounding of fasteners. Full Lifetime Warranty.

#### Combination Wrenches

Part No.	Description
DWMT19237	18 PIECE COMBINATION METRIC WRENCH SET - 6mm-24mm
DWMT19234	17 PIECE COMBINATION SAE WRENCH SET - 1/4" - 1-1/4"
DWMT19227	10 PIECE COMBINATION METRIC WRENCH SET - 10mm-19mm
DWMT19265	9 PIECE COMBINATION SAE WRENCH SET - 1/4"-3/4"
DWMT73809	8 PIECE COMBINATION SAE WRENCH SET - 1/4"-11/16"
DWMT73810	8 PIECE COMBINATION METRIC WRENCH SET - 10mm-17mm



### TORQUE WRENCHES

Has a rubber bumper on the head to protect during use and in case it is dropped. It also comes in a strong case to make it easy to transport. The Wrench itself has forward and reverse torque capabilities and a quick release trigger to make adjustment easy.

#### Torque Wrenches

Part No.	Description
DWMT75463	3/8" DRIVE MICROMETER TORQUE WRENCH- 20-100 FT-LBS
DWMT75462	1/2" DRIVE MICROMETER TORQUE WRENCH- 50-250 FT-LBS



# IT PAYS TO BUY DEWALT® AT TOTAL TOOL SUPPLY

EARN ONE POINT FOR EVERY DOLLAR YOU SPEND ON SELECT DEWALT®, POWERS® OR PROTO® PRODUCTS  
JUNE 1 THROUGH NOVEMBER 30, 2017 AT TOTAL TOOL SUPPLY.

## IMPACT READY SCREWDRIVING SETS

Part of DEWALT's Flex Torque line of power tool accessories, these revolutionary bits flex up to 15° for increased durability and reduced breakage for longer bit life. They are also designed to minimize drops and reduce wobbling, and feature a 10X Magnetic Screw Lock system for strong fastener retention.



**35-PIECE IMPACT  
READY SCREWDRIVING SET**  
DWA2T35IR



**40-PIECE IMPACT  
READY SCREWDRIVING SET**  
DWA2T40IR

### FlexTorq™ Impact Ready Bits

Part No.	Description	Pkg. Qty.	Part No.	Description	Pkg. Qty.
DWA1PH2IRB	1" Phillips #1	50	DWA1TX15IRB	1" Torx T15	50
DWA2PH2IRB	2" Phillips #2	50	DWA1TX20IRB	1" Torx T20	50
DWA1SQ2IRB	2" Square #2	50	DWA1TX25IRB	1" Torx T25	50
DWA2SQ3IRB	2" Square #3	50	DWA1TX30IRB	1" Torx T30	50
DWA1SQ1IRB	1" Square #1	50			



### 12" RIGHT ANGLE FLEX SHAFT

**DWARAFS** Rapid Load™ head for easy bit changes 90 degree head and flexible shaft reaches tight spaces 10X magnetic holding power on average vs. DW2505 using #8 truss-head screw.



### IMPACT READY RIGHT ANGLE ATTACHMENT

**DWARA100** Work easily with your impact driver in tight spaces with this Impact reach right angle attachment. The ergonomic ABS handle doesn't get hot while in use and allows better accessibility to drive screws and drill holes in tight spaces. Last 5 times longer than competition.



### 18GA SHEAR ATTACHMENT

**DWASHRIR** Cuts up to 18 gauge material including but not limited to: sheet metal, corrugated sheet metal, vinyl siding, wire and plastics. 360 degree swivel head allows for maneuverability when cutting.

### 29-PIECE PILOT POINT DRILLBIT SET

**DW1969** Pilot point tips starts on contact for clean accurate holes and reduced lock-up on breakthrough. No-spin shank eliminates bits spinning in the chuck. Tapered web provides greater durability to reduce breaking. Includes sizes from 1/16" to 1/2" in metal index.




### SDS MAX Hollow Bits

Part No.	Diameter	Overall Length	Usable Length
DWA58058	5/8"	23-3/4"	15-3/4"
DWA58034	3/4"	23-3/4"	15-3/4"
DWA58078	7/8"	23-3/4"	15-3/4"
DWA58001	1"	23-3/4"	15-3/4"
DWA58118	1-1/8"	23-3/4"	15-3/4"

### SDS PLUS Hollow Bits

Part No.	Diameter	Overall Length	Usable Length
DWA54012	1/2"	14-1/2"	9-3/4"
DWA54916	9/16"	14-1/2"	9-3/4"
DWA54058	5/8"	14-1/2"	9-3/4"
DWA54034	3/4"	14-1/2"	9-3/4"



### 2X PREMIUM METAL CUTTING RECIPROCATING SAW BLADES

Proprietary coating and preparation process provides 2X longer life versus standard DeWalt blades and metal cutting competitive blades. Variable pitch 14/18 TPI unique back angle geometry provides the most efficient cutting performance. 1" tall blade body and .042" blade thickness wide and thicker blade for added durability and prevents bending and breakage.

### 2X Premium Metal Cutting Recip Blades

Part No.	Length	Pkg. Qty
DWA4186	6"	5
DWA4188	8"	5
DWA41812	12"	5
DWA4166	6"	5
DWA4169	9"	5
DWA4612	12"	5



### IMPACT READY STEP DRILL BITS

Titanium two flute spiral design provides longer life and better chip removal. Split point tip increases speed. Laser engraved numbers increases step visibility. Optimized for impact driver use. Works with rotary drills.

### Impact Ready® Step Drill Bits

Part No.	Hole Sizes	No. of Steps
DWA1783IR	1/8" to 1/2" by 32nds	13
DWA1784IR	3/16" to 1/2" by 16ths	6
DWA1786IR	3/16" to 7/8" by 16ths	12
DWA1789IR	7/8" and 1-1/8"	2

### PRECISION TRIM CIRCULAR SAW BLADES

Smoother cut from exclusive plate technology. Teeth are face ground/sharpened for reduced cutting force. New anti-kickback design reinforces carbide tip in use. Proprietary carbide for longer life.



### Premium Trim Circular Saw Blades

Part No.	Diameter	Teeth
DW3199	7-1/4"	24
DW3194	7-1/4"	40
DW3196	7-1/4"	60

### HOLLOW BITS

DEWALT's Hollow Bit is part of their Perform & Protect product line, minimizing users' exposure to dust while drilling. The bit is also OSHA Table 1 compliant. Connects directly to DEWALT's Airlock System forming a secure, locking connection between bit and dust extractor.





## DEWALT GRINDING ABRASIVES

### Type 29 Zirconia Flap Discs

Part No.	Diameter	Arbor	Grit	Max RPM
DW8306	4-1/2"	7/8"	Z36	13,300
DW8308	4-1/2"	7/8"	Z60	13,300
DW8309	4-1/2"	7/8"	Z80	13,300
DW8310	4-1/2"	7/8"	Z120	13,300
DW8329	7"	5/8" - 11	Z60	13,300

### Zirconia Type 27 Grinding Wheels

Part No.	Diameter	Thickness	Arbor	Application
DW8800	4"	3/32"	5/8"	Metal Cutting & Notching
DW8803	4"	1/4"	5/8"	Metal Grinding
DW8804	4-1/2"	3/32"	7/8"	Metal Cutting & Notching
DW8805	4-1/2"	3/32"	5/8" - 11	Metal Cutting & Notching
DW8808	4-1/2"	1/4"	7/8"	Metal Grinding
DW8809	4-1/2"	1/4"	5/8" - 11	Metal Grinding
DW8810	5"	3/32"	7/8"	Metal Cutting & Notching
DW8811	5"	3/32"	5/8" - 11	Metal Cutting & Notching
DW8814	5"	1/4"	7/8"	Metal Grinding
DW8816	6"	3/32"	7/8"	Metal Cutting & Notching
DW8817	6"	3/32"	5/8" - 11	Metal Cutting & Notching
DW8820	6"	1/4"	7/8"	Metal Grinding
DW8821	6"	1/4"	5/8" - 11	Metal Grinding
DW8822	7"	3/32"	7/8"	Metal Cutting & Notching
DW8823	7"	3/32"	5/8" - 11	Metal Cutting & Notching
DW8826	7"	1/4"	7/8"	Metal Grinding
DW8827	7"	1/4"	5/8" - 11	Metal Grinding
DW8828	9"	3/32"	7/8"	Metal Cutting & Notching
DW8829	9"	3/32"	5/8" - 11	Metal Cutting & Notching
DW8832	9"	1/4"	7/8"	Metal Grinding
DW8833	9"	1/4"	5/8" - 11	Metal Grinding

## XP FLAP DISCS WITH WEARABLE BACKING

Backing automatically wears down with cloth to allow full use of cloth increasing life by 2X's. Extended performance flap design lasts 2X longer than standard flap discs. Premium zirconia cloth provides aggressive grinding action 50% faster than standard flap discs. Provides the removal rate of a grinding wheel with the finish of a fiber resin disc.



### T27 XP Flap Discs With Wearable Backing

Part No.	Size	Grit
DW8210	4-1/2" x 7/8"	Z40
DW8211	4-1/2" x 7/8"	Z60
DW8212	4-1/2" x 7/8"	Z80
DW8213	4-1/2" x 7/8"	Z120

## XP FLAP DISCS

Extended Performance flap design lasts 2-1/2 times longer than standard flap discs. Premium zirconia cloth provides aggressive grinding action 40% faster than standard flap discs. Proprietary design provides removal rate of a grinding wheel with the finish of a fiber resin disc.



### Type 27 P Extended Performance Flap Discs

Part No.	Size	Grit
DW8250	4-1/2" x 7/8"	Z40
DW8251	4-1/2" x 7/8"	Z60
DW8252	4-1/2" x 7/8"	Z80
DW8253	4-1/2" x 7/8"	Z120



### Type 27 Grinding Wheels

Part No.	Diameter	Thickness	Arbor	Application
DW4514	4-1/2"	1/4"	7/8"	Metal Grinding
DW4518	4-1/2"	1/8"	7/8"	Metal Cutting
DW4523	4-1/2"	1/4"	5/8" - 11	Metal Grinding
DW4524	4-1/2"	1/4"	7/8"	Concrete Grinding
DW4528	4-1/2"	1/8"	7/8"	Concrete Grinding

### Type 27 Ceramic Abrasive Depressed Center Wheels

Part No.	Diameter	Thickness	Arbor	Application
DWA8908	4-1/4"	1/4"	7/8"	Metal Grinding
DWA8909	4-1/4"	1/4"	5/8" - 11	Metal Grinding
DWA8914	5"	1/4"	7/8"	Metal Grinding
DWA8915	5"	1/4"	5/8" - 11	Metal Grinding
DWA8920	6"	1/4"	7/8"	Metal Grinding
DWA8921	6"	1/4"	5/8" - 11	Metal Grinding
DWA8926	7"	1/4"	7/8"	Metal Grinding
DWA8927	7"	1/4"	5/8" - 11	Metal Grinding
DWA8932	9"	1/4"	7/8"	Metal Grinding
DWA8933	9"	1/4"	5/8" - 11	Metal Grinding
DWA8904	4-1/2"	3/32"	7/8"	Metal Cutting & Notching
DWA8905	4-1/2"	3/32"	5/8" - 11	Metal Cutting & Notching
DWA8910	5"	3/32"	7/8"	Metal Cutting & Notching
DWA8911	5"	3/32"	5/8" - 11	Metal Cutting & Notching
DWA8916	6"	3/32"	7/8"	Metal Cutting & Notching
DWA8917	6"	3/32"	5/8" - 11	Metal Cutting & Notching
DWA8922	7"	3/32"	7/8"	Metal Cutting & Notching
DWA8923	7"	3/32"	5/8" - 11	Metal Cutting & Notching
DWA8928	9"	3/32"	7/8"	Metal Cutting & Notching
DWA8929	9"	3/32"	5/8" - 11	Metal Cutting & Notching

## CHOP SAW WHEELS

High performance aluminum oxide grain for long life and fast cutting. High grain concentration for aggressive cutting action and smoother running wheels. Two full sheets of fiberglass for durability and safety.



### Chop Saw Wheels

Part No.	Description
DW8001	14" General Purpose Chop Saw Wheel
DW8002	14" Bar Cutter
DW8004	12" Metal Cutting Chop Saw Wheel
DW8016	12" Stainless Steel Chop Saw Wheel
DW8020	14" Metal Cutting Chop Saw Wheel

## WIRE WHEELS AND BRUSHES



### Wire Wheels and Brushes

Part No.	Description
DW4920	3" Crimped Cup Brush
DW4925	4" Stringer Bead Wire Wheel-Carbon
DW4927	4" Stringer Bead Wire Wheel-SS



# IT PAYS TO BUY POWERS® AT TOTAL TOOL SUPPLY

EARN ONE POINT FOR EVERY DOLLAR YOU SPEND ON SELECT DEWALT®, POWERS® OR PROTO® PRODUCTS  
JUNE 1 THROUGH NOVEMBER 30, 2017 AT TOTAL TOOL SUPPLY.



## POWER-STUD+ SD1™

One-piece fully threaded, wedge style anchor available in carbon steel and stainless steel. Threaded, Rod Hanger and Tie-Wire versions designed for use in solid concrete.

Power-Stud+ SD1™		
Part No.	Description	Box Qty.
7410SD1	3/8" x 2-1/4"	50
7412SD1	3/8" x 2-3/4"	50
7413SD1	3/8" x 3"	50
7415SD1	3/8" x 3-3/4"	50
7416SD1	3/8" x 5"	50
7417SD1	3/8" x 7"	50
7420SD1	1/2" x 2-3/4"	50
7422SD1	1/2" x 3-3/4"	50
7423SD1	1/2" x 4-1/2"	50
7424SD1	1/2" x 5-1/2"	50
7426SD1	1/2" x 7"	25
7427SD1	1/2" x 8-1/2"	25
7428SD1	1/2" x 10"	25
7433SD1	5/8" x 5"	25
7436SD1	5/8" x 7"	25
7438SD1	5/8" x 8-1/2"	25
7439SD1	5/8" x 10"	25
7446SD1	3/4" x 7"	20
7449SD1	3/4" x 10"	10
7451SD1	3/4" x 12"	10

Other Sizes Available



## TAPPER+®

Specially designed to meet the needs of most light to medium duty applications in concrete, block and brick. Produced in either hex washer head or Phillips flat head styles from Perma-Seal™ coated or zinc plated carbon steel and Type 304 stainless steel.

Tapper+®		
Part No.	Description	Box Qty.
2702SD	3/16" x 1-3/4"	100
2704SD	3/16" x 2-1/4"	100
2720SD	1/4" x 1-1/4"	100
2722SD	1/4" x 1-3/4"	100
2724SD	1/4" x 2-1/4"	100
2726SD	1/4" x 2-3/4"	100
2740SD	3/16" x 1-1/4"	100
2742SD	3/16" x 1-3/4"	100
2760SD	1/4" x 1-1/4"	100
2762SD	1/4" x 1-3/4"	100
2764SD	1/4" x 2-1/4"	100

Other Sizes Available

# DEWALT®

## ENGINEERED BY POWERS™



## ADHESIVE ANCHORS

AC100+ Gold and PE1000™ are designed for bonding threaded rod and reinforcing bar hardware into drilled holes in concrete base materials. System includes injection adhesive in plastic cartridges, mixing nozzles, dispensing tools and hole cleaning equipment.

Adhesive Anchors		
Part No.	Description	Box Qty.
PFC1271050	AC200+ 10 OZ	12
PFC1271150	AC200+ 28 OZ	8
8478SD	AC110+ Gold 10 oz. QUIKSHOT	12
8490SD	AC100+ Gold 28 oz. SBS	8
0500SD	PE1000+ 13 oz. SBS	12
0502SD	PE1000+ 20 oz. SBS	12
08310SD	Pure 100+ 9 oz. QUIKSHOT Cartr.	12
08321SD	Pure 110+ 21 oz. 1to1 Cartr.	12

Other Adhesive Anchoring Accessories Available



## FOAM PRODUCTS

Foam Products		
Part No.	Description	Box Qty.
08126	20" Trigger Foam Pro Disp Tool	10
08128	HD Trigger Foam Gun Black	10
08130N	PowerFoam 12 oz. (310ML)	12
08132N	PowerFoam 29 oz. (750ML)	12
08133N	TriggerFoam Pro Fire Block 29 oz.	12
08134N	TriggerFoam Pro Wind & Door 29 oz.	12
08135N	TriggerFoam Pro All Seas 29 oz.	12
08136N	TriggerFoam Pro Standard 29 oz.	12



## C5 PINS

C5 Pins		
Part No.	Description	Box Qty.
55310	C5 PIN ST. .102 x 3/4 ZP	800
55312	C5 PIN ST. .102 x 1 ZP	800
55314	C5 PIN ST. .102 x 1-1/4 ZP	800
55316	C5 PIN ST. .102 x 1-1/2 ZP	800
55318	C5 PIN ST. .145 x 3/4 ZP	800
55320	C5 PIN ST. .145 x 1 ZP	800
55336	C5 PIN ST. .145/120 x 1 ZP KN	800
55338	C5 PIN ST. .145/120 x 1-1/4 ZP KN	800
55322	C5 PIN ST. .145/102 x 1-1/4 ZP	800
55324	C5 PIN ST. .145/102 x 1-1/2 ZP	800
55325	C5 PIN ST. .120/102 x 1/2 ZP KN	800
55326	C5 PIN ST. .120 x 1/2 ZP	800
55328	C5 PIN ST. .120/102 x .680 ZP KN	800
55330	C5 PIN ST. .120/102 x .730 ZP KN	800
55342	C5 PIN ST. .102/.088 x .780 ZP KN	800
55340	C5 PIN ST. .108/.102 x 1-3/8 ZP KS	800



## Screw Bolt+™

Heavy duty screw anchor with a finished hex head. It is simple to install, easy to identify and fully removable. The patented thread design, designed for use with standard ANSI drill bits, reduces installation torque and enhances productivity.

Screw Bolt+™		
Part No.	Description	Box Qty.
PFM1411000	SCREW-BOLT+ 1/4" x 1-1/4"	100
PFM1411020	SCREW-BOLT+ 1/4" x 1-3/4"	100
PFM1411060	SCREW-BOLT+ 1/4" x 2-1/4"	100
PFM1411160	SCREW-BOLT+ 3/8" x 1-3/4"	50
PFM1411220	SCREW-BOLT+ 3/8" x 2-1/2"	50
PFM1411240	SCREW-BOLT+ 3/8" x 3"	50
PFM1411360	SCREW-BOLT+ 1/2" x 2-1/2"	50
PFM1411380	SCREW-BOLT+ 1/2" x 3"	50
PFM1411420	SCREW-BOLT+ 1/2" x 4"	50
PFM1411460	SCREW-BOLT+ 1/2" x 5"	25
PFM1411580	SCREW-BOLT+ 5/8" x 4"	25
PFM1411600	SCREW-BOLT+ 5/8" x 5"	25
PFM1411640	SCREW-BOLT+ 5/8" x 6"	25
PFM1411720	SCREW-BOLT+ 3/4" x 4"	20
PFM1411760	SCREW-BOLT+ 3/4" x 5"	20
PFM1411800	SCREW-BOLT+ 3/4" x 6"	20
PFM1411840	SCREW-BOLT+ 3/4" x 8"	10

Galvanized available as well as other sizes





## ZAMAC®

The Zamac Nailin® is a tamper-proof nail drive anchor which has a body formed from Zamac alloy. Nails are available in carbon or stainless steel. The anchor can be used in concrete, block, brick or stone. This anchor is not recommended for applications overhead.

### Zamac Nailin®

Part No.	Description	Box Qty.
02802	Zamac Nailin MH 3/16 x 7/8	100
02803	Zamac Nailin MH 3/16 x 7/8 (M)	1000
02804	Zamac Nailin MH 1/4 x 3	100
02805	Zamac Nailin MH 1/4 x 3 (M)	1000
02806	Zamac Nailin MH 1/4 x 3/4	100
02807	Zamac Nailin MH 1/4 x 3/4 (M)	1000
02808	Zamac Nailin MH 1/4 x 1	100
02809	Zamac Nailin MH 1/4 x 1 (M)	1000
02814	Zamac Nailin MH 1/4 x 1-1/4	100
02815	Zamac Nailin MH 1/4 x 1-1/4 (M)	1000
02820	Zamac Nailin MH 1/4 x 1-1/2	100
02821	Zamac Nailin MH 1/4 x 1-1/2 (M)	1000
02826	Zamac Nailin MH 1/4 x 2	100
02827	Zamac Nailin MH 1/4 x 2 (M)	1000



## SMART DI+™ ANCHORS

All-steel drop-in style anchor. The patented Smart DI+™ Anchor design reduces the amount of force required to set the anchor by up to 50%. The cylindrical plug design concentrates more expansion at the bottom of the anchor to maximize performance.

### Smart DI+™ Anchors

Part No.	Description	Box Qty.
6304SD	1/4" Smart DI+ Carbon	100
6306SD	3/8" Smart DI+ Carbon	50
6308SD	1/2" Smart DI+ Carbon	50
6312SD	3/4" Smart DI+ Carbon	10
6320SD	5/8" Smart DI+ Carbon	25
00391SD	3/8" DI+ Bit for 1/4" Smart DI+	1
00397SD	1/2" DI+ Bit for 3/8" Smart DI+	1
00410SD	5/8" DI+ Bit for 1/2" Smart DI+	1
00425SD	SDS+ 1/4" Smart DI+ Setting Tool	1
00427SD	SDS+ 3/8" Smart DI+ Setting Tool	1
00429SD	SDS+ 1/2" Smart DI+ Setting Tool	1



## DROP-IN ANCHORS

The Steel Dropin is an all-steel, machine bolt anchor available in carbon steel and two types of stainless steel. It can be used in solid concrete, hard stone, and solid block. A coil-thread version for forming applications is also available.

### Drop-In Anchors

Part No.	Description	Box Qty.
06304	Steel Drop-In Carbon 1/4"	100
06305	Drop-In Setting Tool 1/4"	1
06306	Steel Drop-In Carbon 3/8"	100
06307	Drop-In Setting Tool 3/8"	1
06308	Steel Drop-In Carbon 1/2"	100
06309	Drop-In Setting Tool 1/2"	1
06311	Steel Drop-In Setting Tool 5/8"	1
06312	Steel Drop-In Carbon 3/4"	100
06313	Steel Drop-In Setting Tool 3/4"	1
06320	Steel Drop-In Carbon 5/8"	100
06322	Steel Drop-In Carbon Mini 3/8"	100
06323	Drop-In Setting Tool Mini 3/8"	1
06324	Steel Drop-In Carbon Lip 1/4"	100
06326	Steel Drop-In Carbon Lip 3/8"	100
06328	Steel Drop-In Carbon Lip 1/2"	100
06330	Steel Drop-In Carbon Coil 1/2"	100
06332	Steel Drop-In Carbon Coil 3/4"	100
06335	Steel Drop-In Carbon Mini 1/4"	100
06336	Drop-In Setting Tool Mini 1/4"	1
06337	Steel Drop-In Carbon Mini 1/2"	100
06338	Drop-In Setting Tool Mini 1/2"	1



## MINI-UNDERCUT+™ ANCHORS

The Mini-Undercut+ anchor is an internally threaded, self-undercutting anchor designed for performance in cracked and uncracked concrete.

### Drop-In Anchors

Part No.	Description	Box Qty.
PFM2111820	3/8" X 3/4" (5/8 Drill) PT Anchor	100
PPA2431720	5/8" x 3/4" Stop Drill Bit - PT Anchor	1
PFM2101720	3/8" SDS Setting Tool - PT Anchor	1
PFM2101620	3/8" Manual Setting Tool	1



## BANG-IT® & WOOD-KNOCKER®

Bang-It concrete inserts are specifically designed to provide hanger attachments for mechanical, electrical, plumbing (MEP) and fire protection. Wood-Knocker concrete inserts are specifically designed to provide hanger attachments for mechanical, electrical, plumbing (MEP) and fire protection.

### Bang-It® and Wood-Knocker®

Part No.	Description	Box Qty.
07540	BANG-IT STEEL SDI 1/4 BROWN	100
07542	BANG-IT STEEL SDI 3/8 GREEN	100
07544	BANG-IT STEEL SDI 1/2 YELLOW	100
07543	BANG-IT STEEL SDI 3/8-1/2 STEP GREY	100
07546	BANG-IT STEEL SDI 5/8 RED	50
07548	BANG-IT STEEL SDI 3/4 PURPLE	50
PFM2521100	1/4" WOODKNOCKER 2 INSERT	100
PFM2521150	3/8" WOODKNOCKER 2 INSERT	100
PFM2521200	1/2" WOODKNOCKER 2 INSERT	100
PFM2521250	5/8" WOODKNOCKER 2 INSERT	100
PFM2521300	3/4" WOODKNOCKER 2 INSERT	100
PFM2521350	3/8-1/2" WOODKNOCKER 2 MULTI INSERT	100

Installation tools available



## HANGERMATE+®

Rod hanging system for concrete, wood and steel.

### Hangermate+®

Part No.	Description	Box Qty.
PFM2211100	1/4" x 1-5/8" - 1/4" Rod Hanger Concrete	25
PFM2211200	1/4" x 1-5/8" - 3/8" Rod Hanger Concrete	25
PFM2211250	1/4" x 2-1/2" - 3/8" Rod Hanger Concrete	25
PFM1421000	1/4" x 1-5/8" - 3/8" EXT-Concrete	25
PFM1421050	1/4" x 2-1/2" - 3/8" EXT-Concrete	25
PFM1491050	Socket Driver for 1/4" Concrete Hanger	1
PFM1491100	Socket Driver for 3/8" Concrete Hanger	1
PFM2201050	1/2-Adaptor - W/C/S	25



# IT PAYS TO BUY PROTO® AT TOTAL TOOL SUPPLY

EARN ONE POINT FOR EVERY DOLLAR YOU SPEND ON SELECT DEWALT®, POWERS® OR PROTO® PRODUCTS  
JUNE 1 THROUGH NOVEMBER 30, 2017 AT TOTAL TOOL SUPPLY.

## A NEW LINEUP FOR A NEW STANDARD IN BREAKAWAY TORQUE



### TITANIUM SERIES AIR IMPACT WRENCHES

Part No.	Drive Size	Breakaway Torque (FT-LBS)	BPM	RPM	CFM	Weight	Length
J138WP	3/8"	525	1750	10500	4.4	2.9lbs	6"
J150WP-C	1/2"	590	1750	10500	4.4	3.0lbs	6-3/32"
J150WP	1/2"	1260	1160	7225	5.1	4.6lbs	7-3/32"
J175WP	3/4"	1560	950	5300	7.1	8.4	8-29/32"



### TITANIUM SERIES SEALED HEAD AIR RATCHETS

Part No.	Vibration Level	Drive Size	RPM	CFM	Weight	Length
J138RSH	5.57	3/8"	350	3.7	2.9	12-13/32"
J150RSH	5.57	1/2"	350	3.7	2.9	12-13/32"

### MINI IMPACT WRENCHES - PISTOL GRIP

Part No.	Drive Size	Breakaway Torque (FT-LBS)	BPM	RPM	CFM	Weight	Length
J138WP-M	3/8"	445	1350	6000	3	2.9	4-13/32"
J150WP-M	1/2"	635	1500	10000	4.5	2.9	4-13/32"



### TITANIUM SERIES 90 DEGREE ANGLE IMPACTS

Part No.	Drive Size	Breakaway Torque (FT-LBS)	BPM	BPM Reverse	RPM	CFM	Weight
J138WA	3/8"	170	1600	1700	7200	5.0	4.0
J150WA	1/2"	200	1600	1700	7200	5.0	4.0



### LARGE DRIVE AIR IMPACTS - PISTOL GRIP

Part No.	Drive Size	Breakaway Torque (FT-LBS)	BPM	RPM	CFM	Weight	Length
J199WP-6	1"	2500	1000	5000	12	17.3	15.4"
J199WP	1"	2500	1000	5000	12	15.2	9.6"
J199WP-S	#5	2500	1000	5000	12	18.9	15.4"

### LARGE DRIVE AIR IMPACTS - INLINE

Part No.	Drive Size	Breakaway Torque (FT-LBS)	BPM	RPM	CFM	Weight	Length
J199WD	1"	2500	1000	5000	12	16	13.6"
J199WD-6	1"	2500	1000	5000	12	17.9	19.4"
J199WD-S	#5	2500	1000	5000	12	19.6	19.4"

### MINI DIE GRINDERS

Part No.	HP	DB(A)	Vibration Level	Collet	RPM	CFM	Weight
J325AGS	0.3	84.8	2.42	1/4	30000	2.7	1
J325AGAH90	0.3	85.9	4.54	1/4	23000	2.7	1.2
J325AGAH120	0.3	84.8	5.22	1/4	24000	2.7	1.2
J325AGSE	0.3	83.3	2.86	1/4	28000	2.7	1.5

### MEDIUM DIE GRINDERS

Part No.	HP	DB(A)	Vibration Level	Collet	RPM	CFM	Weight
J525AGS	0.5	85.4	1.86	1/4	25000	4	1.5
J525AGAH90	0.5	84.8	5.19	1/4	18500	4	1.7
J525AGSE	0.5	86.1	2.21	1/4	23000	4	2.2







## PROTECT YOUR TOOLS, AND EVERYTHING BELOW THEM.



### SKYHOOK KITS

Part No.	Contents
JPS1	(1) SkyHook™ (1) SkyDock™ and (1) SkyDock™ Wrist Strap
JPS2	(2) SkyHooks™ (2) SkyDocks™ and (2) SkyDock™ Wrist Straps
JPSSCAFF4	(4) SkyHooks™ (4) SkyDocks™ and (2) SkyDock™ Wrist Straps
JPSSCAFF5	(5) SkyHooks™ (5) SkyDocks™ and (2) SkyDock™ Wrist Straps

### HEAT SHRINK LOOPS, D-RING WEBBING & MOLECULAR TAPE


Part No.	Name	Description
JP2R34X175LPOR	Heat Shrink Loop	3/4" by 1-3/4"
JP2R1X175LPOR	Heat Shrink Loop	1-1/2" by 1-3/4"
JP2R15X2LPOR	Heat Shrink Loop	1-1/2" by 2"
JP2R2X2LPOR	Heat Shrink Loop	2" by 2"
JP2R2X4LPOR	Heat Shrink Loop	2" by 4"
JP2R275X2LPOR	Heat Shrink Loop	2-3/4" by 2"
JP2R275X4LPOR	Heat Shrink Loop	2-3/4" by 4"
JP2R4X4LPOR	Heat Shrink Loop	4" by 4"
JP2RSMPLKIT	Tether Kit	8 sizes from 0.75" to 4"
JDRHDDR	HD D-Ring Web Tethers	
JDRSMOR	D-Ring Web Tethers	
JMOL36RFOR	Sealing Tape - 36'	

### LANYARDS

Part No.	Description
JLAN15LBSSRP	Elastic Lanyard with Screw Gate Carabiner - 15 LB.
JLAN15LBSSCAR	Elastic Lanyard with Stainless Steel Carabiner - 15 LB.
JLAN15LB3LK	Elastic Lanyard with Triple Lock Carabiner - 15 LB.
JLAN15LBDS	Elastic Lanyard with 2 Stainless Steel Carabiners - 15 LB.
JLAN20LB3LK	Elastic Lanyard with 2 Triple Lock Carabiners - 20 LB.
JLAN25LBDS	Elastic Lanyard with 2 Stainless Steel Carabiners - 25 LB.
JLAN40LB3LKSW	Web Lanyard with 2 Triple Lock Carabiners - 40 LB.
JLANSMPLKIT	Lanyard Sample Kit

### PPE TETHERS

Part No.	Description
JLANHATRD	Hart Hat Lanyard
JLANHATRD10	Hard Hat Lanyard - 10 PK.
JPPEGLV	PPE Caddy Glove Holders - 50 PK.
JPPEGLV10	PPE Caddy Glove Holders - 10 PK.
JPPEGLVPOU10	PPE Caddy Glove Holder with Pouch - 10 PK.



### SKYHOOK TOOL STORAGE

Part No.	Name	Contents
JPSTLPKT2	SKYHOOK™ Dual Dock Pocket Kit	(1) SkyDock™ Dual Dock Pouch and (2) SkyHook™ switch connectors
JPSTLPKT3	SKYHOOK™ Three Dock Pocket Kit	(1) SkyDock™ Three Dock Pouch and (3) SkyHook™ switch connectors
JPSHS	SKYHOOK™ Hammer/Ratchet Kit	
JPSTAPE	SKYHOOK™ Tape Pocket Kit	
JPSSDLSM	SKYHOOK™ 8-Tool Saddle Kit	
JPSAPRON30	SKYHOOK™ 6-Dock Apron Kit	
JBUCK300LBZP	Tethering D-Ring Lift Bucket (300 LBS Weight Capacity) with Swivel Triple Lock Carabiner	
JBELTCM-M	Tethering Comfort Belt 48"	
JBELTCM-L	Tethering Comfort Belt 58"	



### TOOL BOOTS

Part No.	Contents
T-DRLBOOTLG	Tool Tether Boot For Large Battery
T-DRLBOOTS	Tool Tether Boot For Small Battery
JTAPESLV	Tethered Tape Rule Sleeve

# TOTAL TOOL

SUPPLY, INC.

## TOTAL TOOL REWARDS

BUY DEWALT®, POWERS® AND PROTO® AT TOTAL TOOL AND GET REWARDS!

Make a qualified DEWALT®, POWERS® or PROTO® purchase and earn points that can be redeemed for valuable rewards!

ST. PAUL,  
MINNESOTA  
651.646.4055

SUPERIOR,  
WISCONSIN  
715.392.2294

APPLETON,  
WISCONSIN  
920.687.4061

INDIANAPOLIS,  
INDIANA  
317.876.8800

LINCOLN,  
NEBRASKA  
402.476.6673

ISHPEMING,  
MICHIGAN  
906.485.6343

HIBBING,  
MINNESOTA  
218.263.8687

WAUSAU,  
WISCONSIN  
715.848.2703

DES MOINES,  
IOWA  
515.244.1516

BAILEY TOOLS & SAFETY  
LOUISVILLE,  
KENTUCKY  
502.635.6348

OMAHA,  
NEBRASKA  
402.592.7385

KANSAS CITY,  
KANSAS  
913.722.7879

1.800.444.4899 | WWW.TOTALTOOL.COM

