



CELEBRATING 80 YEARS



EST. 1929

DECORATIVE HARDWARE | BATH HARDWARE | FUNCTIONAL HARDWARE | DISPLAYS



CELEBRATING 80 YEARS



EST. 1929



We believe that our catalog is one of our most important and comprehensive ways we communicate with you. In 2008 Amerock® surveyed those of you who use our catalog frequently, seeking your input regarding how we can enhance your overall experience with Amerock and our products. We listened to what you had to say, and as a result, we are excited to launch the new and improved 2009 Amerock product catalog.

Here are just some of the upgrades that we have made based on your valuable input.

Enhanced Shopability and Readability

The new catalog features a crisp new look that allowed us to enlarge our individual product images, detailing highlights of our designs and textures. We have increased the font size for enhanced readability.

What's New

You asked us to highlight what's new, and we responded by featuring our new collections in the beginning of the catalog – highlighting our largest launch-to-date including five new product collections, three new trend right finishes and size extensions on several of our existing collections. We continue to highlight our new products as the introduction to each section.

Improved Selection Tools


Improving the ability to select a finish was important to you as well, each section includes a visual finish reference and listing of every single finish available within that product category. The new format also offers a consistent experience from section to section, with easy-to-navigate call outs to matching and coordinating product.

We hope that our new Amerock catalog inspires you, but more importantly we hope you can easily find the products you need when you need them. We'd appreciate your feedback, please email us at Amerock.Relations@Amerock.com to fill out a short survey. Enjoy the experience.

Amerock, your style partner since 1929.™

www.amerock.com

CONTENTS



Decorative Hardware
Transitional
p.16

Decorative Hardware
Finish Index
p.12

Decorative Hardware
p.8

Decorative Hardware
Traditional
p.46

Decorative Hardware
Oversized
p.92

Allison™ Value Hardware
Finish Index
p.108

Decorative Hardware
Allison™ Value Hardware
p.106

Functional Hardware
Finish Index
p.158

Functional Hardware
p.156

Product Index
Pack Type Information
p.234


Product Index
p.214



Celebrating 80 Years
p.6



Decorative Hardware
Contemporary
p.32



Decorative Hardware
Eclectic
p.70



Bath Hardware
p.148



Bath Hardware
Finish Index
p.150



Displays
p.212





CELEBRATING 80 YEARS

1929
Reuben and Gedor Aldeen left Rockford's National Lock Company to establish the Aldeen Manufacturing Company.

1930's
Introduced the concept of matching cabinet decorative hardware for knobs, pulls, and hinges. Changed its name to The American Cabinet Hardware Company of Rockford.

1940's
Amerock helps out in the war effort by manufacturing items needed by the military.

1950's
Purchased 94 acres for a new factory in Rockford, IL and built a plant in Canada. Designed, patented and manufactured the self closing cabinet door hinge.



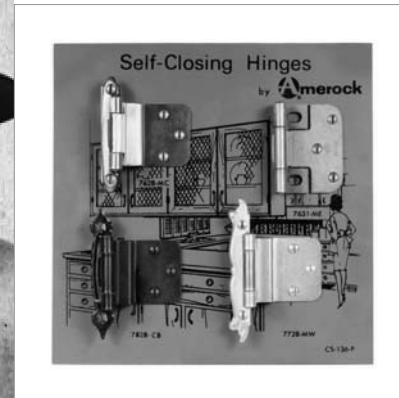
1960's
Amerock designed, patented, and manufactured the demountable hinge program.


1970's
Amerock began using a mobile merchandising van. Introduced bath hardware. Joined the Anchor Hocking Group.

1980's
Designed and patented a new kitchen storage accessory program as well as the first American made frame concealed hinge program. Acquired by Newell Co.

1990's
Grew and expanded sales during a period of record growth. Began focusing on larger retail customers.

2000 – Today
Galleria hardware line as well as new Bath hardware are launched. A new mobile showroom is created. Amerock relocates from Rockford to Columbia, MD then to Huntersville, NC.





DECORATIVE HARDWARE

What's New
p.10

Finish Index
p.12

Transitional
p.16

Contemporary
p.32

Traditional
p.46

Eclectic
p.70

Oversized
p.92

Allison™ Value Hardware
p.106

WHAT'S NEW



HIGHLAND RIDGE COLLECTION

Cottage-chic meets a New England twist with Amerock's Highland Ridge collection. Period-accurate touches such as cabinet latches are designed to add quality, refined beauty and function, partnered with oversized backplates, exposed screws on the cup pull and latches to create a sense of contemporary class. 36 new SKUs in three finishes including our new Dark Oiled Bronze and 12 sizes offer casual opulence with lasting character.

This collection can be located on page 18.



DARK OILED BRONZE FINISH

Introducing Amerock Dark Oiled Bronze finish, a deep and rich finish designed to coordinate with premium, high end plumbing fixtures and hardware. This finish will be available in the new Highland Ridge collection as well as the popular Lattice™ Collection.

This finish can be located on pages 18 and 49.



RIVA COLLECTION

A dramatic look for the crisply-tailored modern home, Riva emphasizes formality of line and boasts minimally adorned surfaces. Bold contrasts in materials and colors, exotic veneers and long unbroken lines blend contemporary indulgences with a touch of formal elegance to create this urban inspired style. With eight sizes and two finishes, Riva creates a minimalist appearance achieved through stand-out design.

This collection can be located on page 34.



REVITALIZE COLLECTION

With a renewed interest in classic design elements, the Revitalize collection from Amerock focuses on function and a revived spirit of new traditionalism. A blended medley of elements and styles, Revitalize enables creative expression with three coordinating knobs, 12 unique sizes and three distinct finishes including the new Gilded Bronze. With 30 new SKUs and patented designs you can create a fresh look of comfortable modern living.

This collection can be located on page 48.

WHAT'S NEW

GILDED BRONZE FINISH

Amerock extends its industry leading finishes with the introduction of Gilded Bronze, a beautiful new warm, golden finish designed to coordinate with the latest in kitchen cabinet, appliances and lighting designs and color palettes. This finish will be available on the new Revitalize collection.

This finish can be located on page 48.



BLACKROCK COLLECTION

The Blackrock collection from Amerock offers sleek simplicity with a hardy hand. This new eclectic line boasts standard and oversized knobs in round and square forms, and features a new pendant knob that offers a unique patented design specifically quality-engineered to stop before hitting your cabinet, preventing surface damage. With 12 unique sizes and three distinct finishes, including our new Black Bronze, Blackrock fits comfortably anywhere from a utilitarian galley kitchen to a contemporary cottage kitchen.

This collection can be located on page 72.



BLACK BRONZE FINISH

Introducing Amerock Black Bronze finish, a strong, rugged and masculine finish designed to coordinate with the latest in kitchen cabinet designs and color palettes. This finish will be available on the new Blackrock collection.

This finish can be located on page 72.



ALLISON™ VALUE HARDWARE COLLECTION

Amerock is introducing the launch of 36 new skus, 12 size extensions and applying its best selling finishes to the Allison™ Value Hardware collection. The new product assortment will add additional depth and breadth to this collection.

This collection can be located on page 114.



SILVER TONES



26

Polished Chrome



PN

Polished Nickel



SN

Satin Nickel (Matte)



26D

Brushed Chrome



G9

Sterling Nickel



G10

Satin Nickel



SF

Stainless Finish



SS

Stainless Steel



AA

Anodized Aluminum



CP

Champagne



AN

Antique Nickel



AP

Aged Pewter



WN

Weathered Nickel



WNC

Weathered Nickel Copper



GOLD TONES



3

Polished Brass



MBB

Matte Brushed Bronze



GB

Gilded Bronze



074

Brushed Brass



EB

Elegant Brass



DBS

Distressed Brass



AE

Antique Brass



BB

Burnished Brass



077

Burnished Brass



GOLD TONES



R1

Regency Brass



R2

Weathered Brass



R3

Rustic Brass

RUSTIC TONES



VS

Viridian Slate



RIN

Hammered Iron



HB

Hammered Black



HBZ

Hammered Bronze



WC

Weathered Copper



RBZ

Rustic Bronze



ART

Antique Rust

DARK TONES



WI

Wrought Iron



WID

Wrought Iron Dark



RB

Roman Bronze



ORB

Oil-Rubbed Bronze



DOB

Dark Oiled Bronze



GPH

Graphite



PWT

Pewter



SBK

Silvered Black



BN

Black Nickel

DARK TONES



BNB

Black Nickel (Solid Brass)



BBR

Black Bronze



FB

Flat Black

COLORS



30

White



W

White



A

Almond



AM

Almond



DW

Distressed Cream



DAW

Distressed Antique White



DG

Distressed Green



DN

Distressed Blue



DB

Distressed Brown



NBZ

Black

TWO-TONED



CS

Crystal



CBB

Acrylic



CG10

Clear Glass / Satin Nickel



AORB

Amber Glass / Oil-Rubbed Bronze



CSG

Crystal / Satin Nickel



BC

Brass / Chrome



26PB

Polished Chrome / Brass



CCB

Brushed Chrome / Brass



GPT

Pewter / Satin Nickel

COORDINATING BATH HARDWARE

Type of Hardware	26	G10	PN	SS	ORB
Arrondi™				•	
Clarendon™	•	•			•
Markham™			•		•
Saybrook™		•			
Saybrook Classic™					•

COORDINATING FUNCTIONAL HARDWARE

Type of Hardware	14	26	CP	G10	G9	M26	3	BNL	AE	BB	M3	074	077	PB	R3	SB	AC	HBZ	RBZ	
Decorative Hinges		•	•	•	•		•		•	•		•	•		•				•	•





Type of Hardware	BN	CB	DAE	FB	ORB	PWT	WI	A	BK	W	W3
Decorative Hinges	•			•	•	•	•	•		•	



Celebrating Our People ...
Stephen Smith
 VP/GM, Amerock

Q: We're celebrating 80 years, what will be the keys to success for our next 80?

A: "The keys to success for our next 80 years start with the people who comprise the company and seek to carry forward the heritage that our founders created. Having great people who are committed to shared success makes all the difference. Driven by a strong sense of purpose, we will continue to bring meaningful innovation in style and design to the category, creating more value for our customers while building a brand that matters to our consumers."



TRANSITIONAL

Embracing the comfort of traditional design with the stylish looks of contemporary style. Transitional design focuses on the simple yet sophisticated.

HIGHLAND RIDGE

Available Finishes



PN AP DOB

A full finish index is located on pages 12-15.

Product Number	Type of Hardware
55324-PN*	Appliance Pull* – 18"
55323-PN*	Appliance Pull* – 12"
55322-PN*	Appliance Pull* – 8"
55314-PN	Backplate – 5"
55321-PN	Pull – 160mm
55319-PN	Pull – 128mm
55317-PN	Pull – 96mm
55316-PN	Pull – 3"
55318-PN	Cup Pull – 3.5"
55315-PN	Latch – 1 3/5"
55312-PN	Knob – 28mm
55311-PN	Rectangular Knob – 35mm
55324-AP*	Appliance Pull* – 18"
55323-AP*	Appliance Pull* – 12"
55322-AP*	Appliance Pull* – 8"
55314-AP	Backplate – 5"
55321-AP	Pull – 160mm
55319-AP	Pull – 128mm
55317-AP	Pull – 96mm
55316-AP	Pull – 3"
55318-AP	Cup Pull – 3.5"
55315-AP	Latch – 1 3/5"
55312-AP	Knob – 28mm
55311-AP	Rectangular Knob – 35mm
55324-DOB*	Appliance Pull* – 18"
55323-DOB*	Appliance Pull* – 12"
55322-DOB*	Appliance Pull* – 8"
55314-DOB	Backplate – 5"
55321-DOB	Pull – 160mm
55319-DOB	Pull – 128mm
55317-DOB	Pull – 96mm
55316-DOB	Pull – 3"
55318-DOB	Cup Pull – 3.5"
55315-DOB	Latch – 1 3/5"
55312-DOB	Knob – 28mm
55311-DOB	Rectangular Knob – 35mm

*Appliance pull images are located on page 94.



55314-PN
5" length



55321-PN
160mm ctr.



55319-PN
128mm ctr.



55317-PN
96mm ctr.



55316-PN
3" ctr.



55318-PN
3.5" ctr.



55315-PN
1 3/5" length




55312-PN
28mm dia.



55311-PN
35mm length

WESTERLY™

Available Finishes



G10 GPH

A full finish index is located on pages 12-15.

Product Number	Type of Hardware
54024-G10*	Appliance Pull* – 18"
54023-G10*	Appliance Pull* – 12"
53722-G10	Pull – 160mm
53721-G10	Pull – 128mm
53720-G10	Pull – 96mm
53719-G10	Pull – 3"
53718-G10	Knob – 1 3/16"
53717-G10	T-Knob – 34mm
54024-GPH*	Appliance Pull* – 18"
54023-GPH*	Appliance Pull* – 12"
53722-GPH	Pull – 160mm
53721-GPH	Pull – 128mm
53720-GPH	Pull – 96mm
53719-GPH	Pull – 3"
53718-GPH	Knob – 1 3/16"
53717-GPH	T-Knob – 34mm

*Appliance pull images are located on page 94.



53722-G10
160mm ctr.



53721-G10
128mm ctr.



53720-G10
96mm ctr.



53719-G10
3" ctr.



53718-G10
1 3/16" dia.



53717-G10
34mm length

ROCHDALE™

Available Finishes



G10 GPH

A full finish index is located on pages 12-15.

Product Number	Type of Hardware
54022-G10*	Appliance Pull* – 18"
54021-G10*	Appliance Pull* – 12"
53714-G10	Pull – 160mm
53713-G10	Pull – 128mm
53712-G10	Pull – 96mm
53711-G10	Pull – 3"
53716-G10	Cup Pull – 96mm
53715-G10	Cup Pull – 3"
53710-G10	Knob – 1 1/4"
54022-GPH*	Appliance Pull* – 18"
54021-GPH*	Appliance Pull* – 12"
53714-GPH	Pull – 160mm
53713-GPH	Pull – 128mm
53712-GPH	Pull – 96mm
53711-GPH	Pull – 3"
53716-GPH	Cup Pull – 96mm
53715-GPH	Cup Pull – 3"
53710-GPH	Knob – 1 1/4"

*Appliance pull images are located on page 95.



KANE™

Available Finishes



G10 WN ORB

A full finish index is located on pages 12-15.

Product Number	Type of Hardware
53806-G10*	Appliance Pull* – 18"
53805-G10*	Appliance Pull* – 12"
53804-G10*	Appliance Pull* – 8"
53803-G10	Pull – 160mm
53802-G10	Pull – 128mm
53702-G10	Pull – 96mm
53701-G10	Pull – 3"
53801-G10	Cup Pull – 96mm
53807-2-G10*	Oversized Knob* – 1 4/7"
53700-G10	Knob – 1 1/4"
53806-WN*	Appliance Pull* – 18"
53805-WN*	Appliance Pull* – 12"
53804-WN*	Appliance Pull* – 8"
53803-WN	Pull – 160mm
53802-WN	Pull – 128mm
53702-WN	Pull – 96mm
53701-WN	Pull – 3"
53801-WN	Cup Pull – 96mm
53807-2-WN*	Oversized Knob* – 1 4/7"
53700-WN	Knob – 1 1/4"
53806-ORB*	Appliance Pull* – 18"
53805-ORB*	Appliance Pull* – 12"
53804-ORB*	Appliance Pull* – 8"
53803-ORB	Pull – 160mm
53802-ORB	Pull – 128mm
53702-ORB	Pull – 96mm
53701-ORB	Pull – 3"
53801-ORB	Cup Pull – 96mm
53807-2-ORB*	Oversized Knob* – 1 4/7"
53700-ORB	Knob – 1 1/4"

*Appliance pull and oversized knob images are located on page 95.




INSPIRATIONS™

Available Finishes



G10 WN R2 WC ART



WID RB ORB FB

A full finish index is located on pages 12-15.

Product Number	Type of Hardware
54001-G10*	Appliance Pull* – 8"
1589-G10	Pull – 160mm
1588-G10	Pull – 128mm
1587-G10	Pull – 96mm
1590-G10	Pull – 3"
1586-2-G10*	Oversized Knob* – 1 3/4"
1586-G10	Knob – 1 3/8"
4258-G10	Knob – 1 3/16"
54001-WN*	Appliance Pull* – 8"
1589-WN	Pull – 160mm
1588-WN	Pull – 128mm
1587-WN	Pull – 96mm
1590-WN	Pull – 3"
1586-2-WN*	Oversized Knob* – 1 3/4"
1586-WN	Knob – 1 3/8"
4258-WN	Knob – 1 3/16"
1590-R2	Pull – 3"
1586-R2	Knob – 1 3/8"
4258-R2	Knob – 1 3/16"
1590-WC	Pull – 3"
1586-WC	Knob – 1 3/8"
4258-WC	Knob – 1 3/16"
1590-ART	Pull – 3"
1586-ART	Knob – 1 3/8"
1590-WID	Pull – 3"
1586-WID	Knob – 1 3/8"
4258-WID	Knob – 1 3/16"
1586-RB	Knob – 1 3/8"
54001-ORB*	Appliance Pull* – 8"
1589-ORB	Pull – 160mm
1588-ORB	Pull – 128mm
1587-ORB	Pull – 96mm
1590-ORB	Pull – 3"
1586-2-ORB*	Oversized Knob* – 1 3/4"
1586-ORB	Knob – 1 3/8"
54001-FB*	Appliance Pull* – 8"
1589-FB	Pull – 160mm
1588-FB	Pull – 128mm
1587-FB	Pull – 96mm
1590-FB	Pull – 3"
1586-2-FB*	Oversized Knob* – 1 3/4"
1586-FB	Knob – 1 3/8"

*Appliance pull and oversized knob images are located on page 96.



INSPIRATIONS™

Available Finishes



G10 WN ART WID RB



ORB FB

A full finish index is located on pages 12-15.


Product Number	Type of Hardware
1788-G10*	Appliance Pull* – 18"
1787-G10*	Appliance Pull* – 12"
54000-G10*	Appliance Pull* – 8"
1786-G10	Pull – 160mm
1785-G10	Pull – 128mm
1784-G10	Pull – 96mm
1584-G10	Pull – 3"
1585-2-G10*	Oversized Knob* – 1 3/4"
1585-G10	Knob – 1 1/4"
1584-WN	Pull – 3"
1585-WN	Knob – 1 1/4"
1584-ART	Pull – 3"
1585-ART	Knob – 1 1/4"
1788-WID*	Appliance Pull* – 18"
1787-WID*	Appliance Pull* – 12"
54000-WID*	Appliance Pull* – 8"
1786-WID	Pull – 160mm
1785-WID	Pull – 128mm
1784-WID	Pull – 96mm
1584-WID	Pull – 3"
1585-2-WID*	Oversized Knob* – 1 3/4"
1585-WID	Knob – 1 1/4"
1584-RB	Pull – 3"
1585-RB	Knob – 1 1/4"
1788-ORB*	Appliance Pull* – 18"
1787-ORB*	Appliance Pull* – 12"
54000-ORB*	Appliance Pull* – 8"
1786-ORB	Pull – 160mm
1785-ORB	Pull – 128mm
1784-ORB	Pull – 96mm
1584-ORB	Pull – 3"
1585-2-ORB*	Oversized Knob* – 1 3/4"
1585-ORB	Knob – 1 1/4"
1584-FB	Pull – 3"
1585-FB	Knob – 1 1/4"

*Appliance pull and oversized knob images are located on page 96.



INSPIRATIONS™

Available Finishes



G10 WID ORB FB

A full finish index is located on pages 12-15.

Product Number	Type of Hardware
1592-G10	Cup Pull – 3"
1593-G10	Finger Pull – 1 7/8"
1592-WID	Cup Pull – 3"
1592-ORB 1593-ORB	Cup Pull – 3" Finger Pull – 1 7/8"
1592-FB	Cup Pull – 3"
1593-FB	Finger Pull – 1 7/8"



ESSENTIAL'Z™

Available Finishes



SN SS AN WNC MBB

A full finish index is located on pages 12-15.

Product Number	Type of Hardware
24019-SN	Knob – 40mm
24019-SS	Knob – 40mm
24019-AN	Knob – 40mm
24019-WNC	Knob – 40mm
24019-MBB	Knob – 40mm



ESSENTIAL'Z™

Available Finishes



SN AN WNC


A full finish index is located on pages 12-15.

Product Number	Type of Hardware
24002-SN	Pull – 128mm
24001-SN	Knob – 40mm
24002-AN	Pull – 128mm
24001-AN	Knob – 40mm
24002-WNC 24001-WNC	Pull – 128mm Knob – 40mm



POLARA™

Available Finishes



AP SBK

A full finish index is located on pages 12-15.


Product Number	Type of Hardware
54003-AP*	Appliance Pull* – 12"
53026-AP	Pull – 96mm
53025-AP	Square Knob – 24mm
54003-SBK*	Appliance Pull* – 12"
53026-SBK	Pull – 96mm
53025-SBK	Square Knob – 24mm

*Appliance pull images are located on page 97.



PORTER™

Available Finishes




G10 WN ART ORB

A full finish index is located on pages 12-15.

Product Number	Type of Hardware
27024-G10	Pull – 3"
27026-G10	Knob – 1 1/4"
27024-WN	Pull – 3"
27026-WN	Knob – 1 1/4"
27024-ART	Pull – 3"
27026-ART	Knob – 1 1/4"
27024-ORB	Pull – 3"
27026-ORB	Knob – 1 1/4"




Available Finishes



G10 WN WNC ART


A full finish index is located on pages 12-15.

Product Number	Type of Hardware
27005-G10	Pull – 3"
27006-G10	Square Knob – 1 1/8"
27005-WN	Pull – 3"
27006-WN	Square Knob – 1 1/8"
27005-WNC	Pull – 3"
27006-WNC	Square Knob – 1 1/8"
27005-ART	Pull – 3"
27006-ART	Square Knob – 1 1/8"



BAR PULLS

Available Finishes



G9 SS† ORB

A full finish index is located on pages 12-15.

Product Number	Type of Hardware
19541CS-G9	Pull – 128mm
19011CS-G9	Pull – 96mm
19010CS-G9	Pull – 3"
19019-SS*	Pull* – 768mm
19018-SS*	Pull* – 640mm
19017-SS*	Pull* – 544mm
19016-SS*	Pull* – 480mm
54025-SS*	Appliance Pull* – 18"
19015-SS*	Pull* – 416mm
19014-SS*	Pull* – 320mm
54008-SS*	Appliance Pull* – 12"
19013-SS	Pull – 256mm
19012-SS	Pull – 192mm
19541-SS	Pull – 128mm
19011-SS	Pull – 96mm
19010-SS	Pull – 3"
19019-ORB*	Pull* – 768mm
19018-ORB*	Pull* – 640mm
19017-ORB*	Pull* – 544mm
19016-ORB*	Pull* – 480mm
54025-ORB*	Appliance Pull* – 18"
19015-ORB*	Pull* – 416mm
19014-ORB*	Pull* – 320mm
54008-ORB*	Appliance Pull* – 12"
40519-ORB	Pull – 256mm
40518-ORB	Pull – 192mm
40517-ORB	Pull – 128mm
40516-ORB	Pull – 96mm
40515-ORB	Pull – 3"

†Stainless Steel items can be seen on page 35.

*Appliance pull and Oversized images are located on page 98.



CROSLEY™

Available Finishes



G10 ORB PWT

A full finish index is located on pages 12-15.

Product Number	Type of Hardware
53705-G10	Pull – 96mm
53704-G10	Pull – 3"
53703-G10	Knob – 1"
53705-ORB	Pull – 96mm
53704-ORB	Pull – 3"
53703-ORB	Knob – 1"
53705-PWT	Pull – 96mm
53704-PWT	Pull – 3"
53703-PWT	Knob – 1"



ESSENTIAL'Z™

Available Finishes



G10 ART ORB


A full finish index is located on pages 12-15.

Product Number	Type of Hardware
9365-G10	Cup Pull – 64mm
9365-ART	Cup Pull – 64mm
9365-ORB	Cup Pull – 64mm



RUSTIC FINISHES

Available Finishes



R1 HB HBZ

A full finish index is located on pages 12-15.

Product Number	Type of Hardware
76202-R1	Knob – 1 1/4"
76202-HB	Knob – 1 1/4"
76202-HBZ	Knob – 1 1/4"



COLORS

Available Finishes



NBZ

A full finish index is located on pages 12-15.

Product Number	Type of Hardware
3621-NBZ	Pull – 4"
3623-NBZ	Knob – 13/16"
3620-NBZ	Knob – 1 7/16"



COLOUR WASHED CERAMICS

Available Finishes



W A DW DAW DG



DN DB

A full finish index is located on pages 12-15.

Product Number	Type of Hardware
1321-W	Knob – 1 3/8"
1321-A	Knob – 1 3/8"
1321-DW	Knob – 1 3/8"
1321-DAW	Knob – 1 3/8"
1321-DG	Knob – 1 3/8"
1321-DN	Knob – 1 3/8"
1321-DB	Knob – 1 3/8"



1321-DW
1 3/8" dia.

Available Finishes



W DW DAW DG DN



DB

A full finish index is located on pages 12-15.

Product Number	Type of Hardware
1325-W	Knob – 1 3/8"
1325-DW	Knob – 1 3/8"
1325-DAW	Knob – 1 3/8"
1325-DG	Knob – 1 3/8"
1325-DN	Knob – 1 3/8"
1325-DB	Knob – 1 3/8"



1325-DW
1 3/8" dia.

CERAMICS

Available Finishes



30 W A AM CR



CW1

A full finish index is located on pages 12-15.

Product Number	Type of Hardware
725-30	Knob – 1 5/16"
1324-W	Knob – 1 3/8"
1320-W	Knob – 1 3/8"
1326-A	Knob – 1 3/8"
725A-AM	Knob – 1 3/8"
725A-CR	Knob – 1 3/8"
725A-CW1	Knob – 1 3/8"



725-30
1 5/16" dia.



1324-W
1 3/8" dia.



1320-W
1 3/8" dia.




1326-A
1 3/8" dia.



725A-AM
1 3/8" dia.



725A-CW1
1 3/8" dia.




CONTEMPORARY

Characterized by clean lines, polished surfaces and asymmetry, contemporary style captures neutral elements and bold color with a focus on the basics of line, shape and form.

RIVA

Available Finishes



G10 GPH

A full finish index is located on pages 12-15.

Product Number	Type of Hardware
55371-G10*	Appliance Pull*– 18"
55370-G10*	Appliance Pull*– 12"
55369-G10*	Appliance Pull*– 8"
55368-G10	Pull – 160mm
55367-G10	Pull – 128mm
55365-G10	Pull – 96mm
55364-G10	Pull – 3"
55360-G10	Knob – 1 1/7"
55371-GPH*	Appliance Pull*– 18"
55370-GPH*	Appliance Pull*– 12"
55369-GPH*	Appliance Pull*– 8"
55368-GPH	Pull – 160mm
55367-GPH	Pull – 128mm
55365-GPH	Pull – 96mm
55364-GPH	Pull – 3"
55360-GPH	Knob – 1 1/7"


*Appliance pull images are located on page 99.



Celebrating Our People ...
Megan Roe
Industrial Designer


Q: What have been some of your design influences?

A: "I'm really inspired by architecture, traveling, photography, design and art history. Two designers I rely on for inspiration are Eva Ziesel and Henry Dreyfuss. Ziesel is very expressive, Dreyfuss is very practical and thoughtful. I love the two sides of design that they represent."



BAR PULLS

Available Finishes



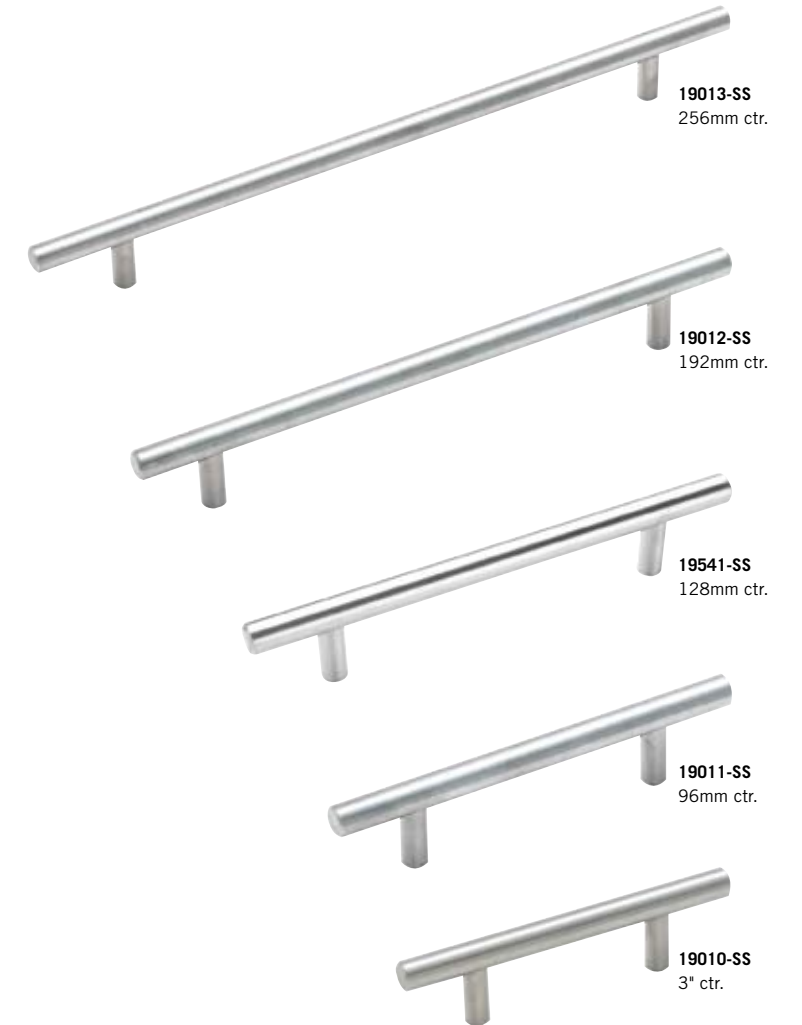
G9 SS ORB†

A full finish index is located on pages 12-15.

Product Number	Type of Hardware
19541CS-G9	Pull – 128mm
19011CS-G9	Pull – 96mm
19010CS-G9	Pull – 3"
19019-SS*	Pull* – 768mm
19018-SS*	Pull* – 640mm
19017-SS*	Pull* – 544mm
19016-SS*	Pull* – 480mm
54025-SS*	Appliance Pull* – 18"
19015-SS*	Pull* – 416mm
19014-SS*	Pull* – 320mm
54008-SS*	Appliance Pull* – 12"
19013-SS	Pull – 256mm
19012-SS	Pull – 192mm
19541-SS	Pull – 128mm
19011-SS	Pull – 96mm
19010-SS	Pull – 3"
19019-ORB*	Pull* – 768mm
19018-ORB*	Pull* – 640mm
19017-ORB*	Pull* – 544mm
19016-ORB*	Pull* – 480mm
54025-ORB*	Appliance Pull* – 18"
19015-ORB*	Pull* – 416mm
19014-ORB*	Pull* – 320mm
54008-ORB*	Appliance Pull* – 12"
40519-ORB	Pull – 256mm
40518-ORB	Pull – 192mm
40517-ORB	Pull – 128mm
40516-ORB	Pull – 96mm
40515-ORB	Pull – 3"

†Oil-Rubbed Bronze items can be seen on page 27.

*Appliance pull and oversized images are located on page 98.



SONARA

Available Finishes



SN AN

A full finish index is located on pages 12-15.

Product Number	Type of Hardware
53042-SN 53043-SN	Pull – 128mm Knob – 31mm
53042-AN 53043-AN	Pull – 128mm Knob – 31mm

Available Finishes



SN SBK

A full finish index is located on pages 12-15.

Product Number	Type of Hardware
53044-SN 53045-SN	Pull – 3" Knob – 27mm
53044-SBK 53045-SBK	Pull – 3" Knob – 27mm



Celebrating Our People ...
Keith Gundling
Senior Channel Manager

Q: What trends have you been seeing out there that we're responding to with our new products?

A: "Consumers are looking for the custom look. The result is a mixing and matching of a variety of sizes and styles within the kitchen."

CONRAD™

Available Finishes



G10 ORB

A full finish index is located on pages 12-15.

Product Number	Type of Hardware
29200-G10 29201-G10 29202-G10 29203-G10	Pull – 96mm Pull – 96mm Pull – 96mm T-Knob – 38.9mm
29200-ORB 29201-ORB 29202-ORB 29203-ORB	Pull – 96mm Pull – 96mm Pull – 96mm T-Knob – 38.9mm



Celebrating Our People ...
Greg Schmidt
Process Engineer – Design & Finishing

Q: What is your background in finishing?

A: "I have over 25 years in metal finishing with steel, aluminum, zinc, stainless steel, brass and bronze. I have run plating, powder coating, painting and anodizing lines."

STAINLESS STEEL


Available Finishes



SS

A full finish index is located on pages 12-15.

Product Number	Type of Hardware
19005-SS	Pull – 192mm
19004-SS	Pull – 160mm
19003-SS	Pull – 128mm
19002-SS	Pull – 96mm
19001-SS	Pull – 3"
26200-SS	Knob – 32mm
19009-SS	T-Knob – 1 15/16"
19008-SS	Knob – 1 1/4"
19007-SS	Knob – 1 3/16"
19006-SS	T-Knob – 2"



19005-SS
192mm ctr.

19004-SS
160mm ctr.

19003-SS
128mm ctr.

19002-SS
96mm ctr.

19001-SS
3" ctr.



26200-SS
32mm dia.



19008-SS
1 1/4" dia.



19009-SS
1 15/16" length



19007-SS
1 3/16" dia.



19006-SS
2" length

STAINLESS STEEL

Available Finishes



SS

A full finish index is located on pages 12-15.

Product Number	Type of Hardware
24016-SS	Pull – 192mm
24015-SS	Pull – 128mm
26202-SS	Pull – 96mm
24014-SS	Pull – 64mm



24016-SS
192mm ctr.

24015-SS
128mm ctr.

26202-SS
96mm ctr.

24014-SS
64mm ctr.

CREASED BOW™

Available Finishes



26

G10

AA

A full finish index is located on pages 12-15.

Product Number	Type of Hardware
27017-26	Pull – 128mm
27016-26	Pull – 96mm
27018-26	Knob – 7/8"
27017-G10	Pull – 128mm
27016-G10	Pull – 96mm
27018-G10	Knob – 7/8"
27017-AA	Pull – 128mm
27016-AA	Pull – 96mm
27018-AA	Knob – 7/8"



27017-26
128mm ctr.

27016-26
96mm ctr.

27018-26
7/8" length

ESSENTIAL'Z™

Available Finishes




G10

A full finish index is located on pages 12-15.

Product Number	Type of Hardware
26207-G10	Appliance Pull*– 18"
26206-G10	Appliance Pull*– 12"
26205-G10	Appliance Pull*– 8"
26204-G10	Pull – 160mm
9362-G10	Pull – 128mm
26203-G10	Pull – 96mm
26201-G10	Pull – 3"

*Appliance pull images are located on page 99.



Available Finishes



G10 WN WID

A full finish index is located on pages 12-15.

Product Number	Type of Hardware
9363-G10	Pull – 128mm
19202-G10	Pull – 96mm
19259-G10	Pull – 3"
19202-WN	Pull – 96mm
19259-WN	Pull – 3"
19202-WID	Pull – 96mm
19259-WID	Pull – 3"



ESSENTIAL'Z™

Available Finishes



SN

A full finish index is located on pages 12-15.

Product Number	Type of Hardware
24017-SN	Pull – 160mm
24018-SN	Pull – 96mm



Available Finishes




SN SS

A full finish index is located on pages 12-15.

Product Number	Type of Hardware
24013-SN	Pull – 128mm
24013-SS	Pull – 128mm



Available Finishes



G10 WN


A full finish index is located on pages 12-15.

Product Number	Type of Hardware
19200-G10	Pull – 128mm
19200-WN	Pull – 128mm



ESSENTIAL'Z™

Available Finishes




G10 WN

A full finish index is located on pages 12-15.

Product Number	Type of Hardware
19201-G10	Pull – 128mm
19201-WN	Pull – 128mm

Available Finishes



G10 WN

A full finish index is located on pages 12-15.

Product Number	Type of Hardware
19203-G10	Pull – 128mm
19203-WN	Pull – 128mm

Available Finishes




G10 WN

A full finish index is located on pages 12-15.

Product Number	Type of Hardware
19204-G10	Pull – 128mm
19204-WN	Pull – 128mm

Available Finishes



G10 WN

A full finish index is located on pages 12-15.

Product Number	Type of Hardware
19205-G10	Pull – 128mm
19205-WN	Pull – 128mm



19201-G10
128mm ctr.



19203-G10
128mm ctr.



19204-G10
128mm ctr.



19205-G10
128mm ctr.

ESSENTIAL'Z™

Available Finish



G10

A full finish index is located on pages 12-15.

Product Number	Type of Hardware
9364-G10	Pull – 128mm



9364-G10
128mm ctr.

DULCET™

Available Finishes



26 G10 AA

A full finish index is located on pages 12-15.

Product Number	Type of Hardware
27021-26	Pull – 128mm
27020-26	Pull – 96mm
27019-26	Pull – 3"
27021-G10	Pull – 128mm
27020-G10	Pull – 96mm
27019-G10	Pull – 3"
27021-AA	Pull – 128mm
27020-AA	Pull – 96mm
27019-AA	Pull – 3"



27021-26
128mm ctr.




27020-26
96mm ctr.



27019-26
3" ctr.

SLEEK

Available Finishes



26 26D G10

A full finish index is located on pages 12-15.

Product Number	Type of Hardware
26135-26	Pull – 96mm
26134-26	Pull – 3"
26135-26D	Pull – 96mm
26134-26D	Pull – 3"
26135-G10	Pull – 96mm
26134-G10	Pull – 3"

Available Finishes



26 26D G10

A full finish index is located on pages 12-15.

Product Number	Type of Hardware
26128-26	Pull – 64mm
26129-26	Knob – 2"
26128-26D	Pull – 64mm
26129-26D	Knob – 2"
26128-G10	Pull – 64mm
26129-G10	Knob – 2"



26135-26D
96mm ctr.



26134-26D
3" ctr.



26128-26D
64mm ctr.



26129-26D
2" length



Celebrating Our People ...
Sallie Sloane
Human Resources

Q: What is the employee culture like at Amerock?

A: "It's very rewarding for me to work with our associates at Amerock and I enjoy building relationships with all of them. Our people are the key to the success of Amerock – they are truly passionate, committed and dedicated to contributing to the success of our company for years to come."

EVOLUTIONS™

Available Finishes



PWT

A full finish index is located on pages 12-15.

Product Number	Type of Hardware
4422-PWT	Pull – 3"
4423-PWT	T-Knob – 1 1/4"
4420-PWT	Pull – 3"
4421-PWT	Knob – 1 1/4"



4422-PWT
3" ctr.



4423-PWT
1 1/4" length



4420-PWT
3" ctr.



4421-PWT
1 1/4" dia.

BASIC | METALS

Available Finishes



G10 WN FB

A full finish index is located on pages 12-15.

Product Number	Type of Hardware
4479-G10	Pull – 96mm
4477-G10	Pull – 96mm
4478-G10	Pull – 96mm
4476-G10	T-Knob – 40mm
4478-WN	Pull – 96mm
4479-FB	Pull – 96mm
4477-FB	Pull – 96mm
4476-FB	T-Knob – 40mm



4479-G10
96mm ctr.




4477-G10
96mm ctr.



4478-G10
96mm ctr.



4476-G10
40mm length



TRADITIONAL

Elegant and inviting. Traditional style emphasizes finely crafted details and beautifully adorned accents.

REVITALIZE

Available Finishes



G10 GB ORB

A full finish index is located on pages 12-15.

Product Number	Type of Hardware
55350-G10*	Appliance Pull* – 18"
55349-G10*	Appliance Pull* – 12"
55348-G10*	Appliance Pull* – 8"
55347-G10	Pull – 160mm
55346-G10	Pull – 128mm
55344-G10	Pull – 96mm
55343-G10	Pull – 3"
55342-G10	Knob – 1 1/4"
55341-G10	Knob – 1 2/7"
55340-G10	Rectangular Knob – 1 1/4"
55350-GB*	Appliance Pull* – 18"
55349-GB*	Appliance Pull* – 12"
55348-GB*	Appliance Pull* – 8"
55347-GB	Pull – 160mm
55346-GB	Pull – 128mm
55344-GB	Pull – 96mm
55343-GB	Pull – 3"
55342-GB	Knob – 1 1/4"
55341-GB	Knob – 1 2/7"
55340-GB	Rectangular Knob – 1 1/4"
55350-ORB*	Appliance Pull* – 18"
55349-ORB*	Appliance Pull* – 12"
55348-ORB*	Appliance Pull* – 8"
55347-ORB	Pull – 160mm
55346-ORB	Pull – 128mm
55344-ORB	Pull – 96mm
55343-ORB	Pull – 3"
55342-ORB	Knob – 1 1/4"
55341-ORB	Knob – 1 2/7"
55340-ORB	Rectangular Knob – 1 1/4"

*Appliance pull images are located on page 100.



LATTICE™

Available Finishes



SN WNC DBS RB DOB

A full finish index is located on pages 12-15.


Product Number	Type of Hardware
55426-SN*	Appliance Pull* – 18"
55425-SN*	Appliance Pull* – 12"
55424-SN*	Appliance Pull* – 8"
55423-SN	Pull – 160mm
55422-SN	Pull – 128mm
24235-SN	Pull – 96mm
55421-SN	Pull – 3"
55420-2-SN*	Oversized Knob* – 1 2/3"
24234-SN	Knob – 1 1/3"
24235-WNC	Pull – 96mm
24234-WNC	Knob – 1 1/3"
55426-DBS*	Appliance Pull* – 18"
55425-DBS*	Appliance Pull* – 12"
55424-DBS*	Appliance Pull* – 8"
55423-DBS	Pull – 160mm
55422-DBS	Pull – 128mm
24235-DBS	Pull – 96mm
55421-DBS	Pull – 3"
55420-2-DBS*	Oversized Knob* – 1 2/3"
24234-DBS	Knob – 1 1/3"
55426-RB*	Appliance Pull* – 18"
55425-RB*	Appliance Pull* – 12"
55424-RB*	Appliance Pull* – 8"
55423-RB	Pull – 160mm
55422-RB	Pull – 128mm
24235-RB	Pull – 96mm
55421-RB	Pull – 3"
55420-2-RB*	Oversized Knob* – 1 2/3"
24234-RB	Knob – 1 1/3"
55426-DOB*	Appliance Pull* – 18"
55425-DOB*	Appliance Pull* – 12"
55424-DOB*	Appliance Pull* – 8"
55423-DOB	Pull – 160mm
55422-DOB	Pull – 128mm
24235-DOB	Pull – 96mm
55421-DOB	Pull – 3"
55420-2-DOB*	Oversized Knob* – 1 2/3"
24234-DOB	Knob – 1 1/3"

*Appliance pull and oversized knob images are located on page 100.



MULHOLLAND™

Available Finishes



G10 R3 ART ORB

A full finish index is located on pages 12-15.

Product Number	Type of Hardware
53533-G10*	Appliance Pull* – 18"
53532-G10*	Appliance Pull* – 12"
53531-G10*	Appliance Pull* – 8"
53530-G10	Pull – 160mm
53529-G10	Pull – 128mm
53031-G10	Pull – 96mm
53030-G10	Pull – 3"
53534-2-G10*	Oversized T-Knob* – 1 1/2"
53029-G10	T-Knob – 1 1/4"
53031-R3	Pull – 96mm
53030-R3	Pull – 3"
53029-R3	T-Knob – 1 1/4"
53031-ART	Pull – 96mm
53030-ART	Pull – 3"
53029-ART	T-Knob – 1 1/4"
53533-ORB*	Appliance Pull* – 18"
53532-ORB*	Appliance Pull* – 12"
53531-ORB*	Appliance Pull* – 8"
53530-ORB	Pull – 160mm
53529-ORB	Pull – 128mm
53031-ORB	Pull – 96mm
53030-ORB	Pull – 3"
53534-2-ORB*	Oversized T-Knob* – 1 1/2"
53029-ORB	T-Knob – 1 1/4"

*Appliance pull and oversized knob images are located on page 101.



MULHOLLAND™

Available Finishes



G10 WN R3 ART ORB


A full finish index is located on pages 12-15.

Product Number	Type of Hardware
53034-G10	Pull – 96mm
53033-G10	Pull – 3"
53032-G10	T-Knob – 1 7/16"
53034-WN	Pull – 96mm
53033-WN	Pull – 3"
53032-WN	T-Knob – 1 7/16"
53034-R3	Pull – 96mm
53033-R3	Pull – 3"
53032-R3	T-Knob – 1 7/16"
53034-ART	Pull – 96mm
53033-ART	Pull – 3"
53032-ART	T-Knob – 1 7/16"
53034-ORB	Pull – 96mm
53033-ORB	Pull – 3"
53032-ORB	T-Knob – 1 7/16"




ADVANTAGE | SOLID BRASS

Available Finishes



26 G9 WN B WID



ORB BNB


A full finish index is located on pages 12-15.

Product Number	Type of Hardware
4235-26	Cup Pull – 3"
4235-G9	Cup Pull – 3"
4235-WN	Cup Pull – 3"
4235-B	Cup Pull – 3"
4235-WID	Cup Pull – 3"
4235-ORB	Cup Pull – 3"
4235-BNB	Cup Pull – 3"



MANOR

Available Finishes



26 PN G10 WN 074



ORB

A full finish index is located on pages 12-15.

Product Number	Type of Hardware
26130-26 26131-26	Cup Pull – 3" Square Knob – 1"
26138-PN 26137-PN 26130-PN 26139-2-PN* 26131-PN	Cup Pull – 128mm Cup Pull – 96mm Cup Pull – 3" Oversized Knob* – 1 3/7" Square Knob – 1"
26138-G10 26137-G10 26130-G10 26139-2-G10* 26131-G10	Cup Pull – 128mm Cup Pull – 96mm Cup Pull – 3" Oversized Knob* – 1 3/7" Square Knob – 1"
26130-WN 26131-WN	Cup Pull – 3" Square Knob – 1"
26130-074 26131-074	Cup Pull – 3" Square Knob – 1"
26138-ORB 26137-ORB 26130-ORB 26139-2-ORB* 26131-ORB	Cup Pull – 128mm Cup Pull – 96mm Cup Pull – 3" Oversized Knob* – 1 3/7" Square Knob – 1"

*Oversized knob images are located on page 101.



26138-PN
128mm ctr.



26137-PN
96mm ctr.



26130-PN
3" ctr.




26139-2-PN
1 3/7" length



26131-PN
1" length

MANOR

Available Finishes



26 G10 WN R2 ORB

A full finish index is located on pages 12-15.

Product Number	Type of Hardware
26116-26 26117-26	Pull – 3" Knob – 1"
26116-G10 26117-G10	Pull – 3" Knob – 1"
26116-WN 26117-WN	Pull – 3" Knob – 1"
26116-R2 26117-R2	Pull – 3" Knob – 1"
26116-ORB 26117-ORB	Pull – 3" Knob – 1"




26116-26
3" ctr.



26117-26
1" length

Available Finishes



26 G10 WN R2 RB



ORB

A full finish index is located on pages 12-15.

Product Number	Type of Hardware
26126-26 26127-26	Pull – 3" Knob – 1 1/2"
26126-G10 26127-2-G10* 26127-G10	Pull – 3" Oversized Knob* – 2" Knob – 1 1/2"
26126-WN 26127-WN	Pull – 3" Knob – 1 1/2"
26126-R2 26127-R2	Pull – 3" Knob – 1 1/2"
26127-2-RB* 26127-RB	Oversized Knob* – 2" Knob – 1 1/2"
26126-ORB 26127-2-ORB* 26127-ORB	Pull – 3" Oversized Knob* – 2" Knob – 1 1/2"



26126-G10
3" ctr.



26127-2-G10
2" length




26127-G10
1 1/2" length

*Oversized knob images are located on page 103.

BRASS & STERLING TRADITIONS

Available Finishes



G9 G10 077 ART RB



ORB

A full finish index is located on pages 12-15.

Product Number	Type of Hardware
54004-G9*	Appliance Pull* – 8"
1302-G9	Pull – 3"
1316-G10*	Appliance Pull* – 18"
1315-G10*	Appliance Pull* – 12"
54004-G10	Appliance Pull* – 8"
1314-G10	Pull – 160mm
1313-G10	Pull – 128mm
1312-G10	Pull – 96mm
1302-G10	Pull – 3"
54004-077*	Appliance Pull* – 8"
1302-077	Pull – 3"
1302-ART	Pull – 3"
1316-RB*	Appliance Pull* – 18"
1315-RB*	Appliance Pull* – 12"
54004-RB*	Appliance Pull* – 8"
1314-RB	Pull – 160mm
1313-RB	Pull – 128mm
1312-RB	Pull – 96mm
1302-RB	Pull – 3"
1316-ORB*	Appliance Pull* – 18"
1315-ORB*	Appliance Pull* – 12"
54004-ORB*	Appliance Pull* – 8"
1314-ORB	Pull – 160mm
1313-ORB	Pull – 128mm
1312-ORB	Pull – 96mm
1302-ORB	Pull – 3"

*Appliance pull images are located on page 102.



1314-RB
160mm ctr.

1313-RB
128mm ctr.

1312-RB
96mm ctr.

1302-RB
3" ctr.

BRASS & STERLING TRADITIONS

Available Finishes




G9 077 ART RB ORB

A full finish index is located on pages 12-15.

Product Number	Type of Hardware
1300-G9	Pull – 3"
1300-077	Pull – 3"
1300-ART	Pull – 3"
1300-RB	Pull – 3"
1300-ORB	Pull – 3"

Available Finishes




G9 G10 077 ART ORB

A full finish index is located on pages 12-15.

Product Number	Type of Hardware
1307-G9	Knob – 1 1/4"
1307-G10	Knob – 1 1/4"
1307-077	Knob – 1 1/4"
1307-ART	Knob – 1 1/4"
1307-ORB	Knob – 1 1/4"

Available Finishes



G9 077

A full finish index is located on pages 12-15.

Product Number	Type of Hardware
1306-G9	Knob – 1 3/16"
1306-077	Knob – 1 3/16"



1300-RB
3" ctr.



1307-ART
1 1/4" dia.



1306-077
1 3/16" dia.

VASARI™

Available Finishes



SN AN WNC

A full finish index is located on pages 12-15.

Product Number	Type of Hardware
24005-SN	Pull – 128mm
24004-SN	Pull – 96mm
24003-SN	Knob – 30mm
24005-AN	Pull – 128mm
24004-AN	Pull – 96mm
24003-AN	Knob – 30mm
24005-WNC	Pull – 128mm
24004-WNC	Pull – 96mm
24003-WNC	Knob – 30mm



THE ANNIVERSARY COLLECTION™

Available Finishes



26 G9 074 ORB PWT



BN

A full finish index is located on pages 12-15.

Product Number	Type of Hardware
853-26	Knob – 1 3/16"
853-G9	Knob – 1 3/16"
853-074	Knob – 1 3/16"
853-ORB	Knob – 1 3/16"
853-PWT	Knob – 1 3/16"
853-BN	Knob – 1 3/16"



VILLAGE CLASSICS™

Available Finishes



WN R2 ART RB ORB



FB

A full finish index is located on pages 12-15.

Product Number	Type of Hardware
19324-WN	Pull – 160mm
19323-WN	Pull – 96mm
19322-WN	Pull – 3"
19321-WN	T-Knob – 66mm
19320-WN	Knob – 34mm
19324-R2	Pull – 160mm
19323-R2	Pull – 96mm
19322-R2	Pull – 3"
19321-R2	T-Knob – 66mm
19320-R2	Knob – 34mm
19322-ART	Pull – 3"
19321-ART	T-Knob – 66mm
19322-RB	Pull – 3"
19321-RB	T-Knob – 66mm
19324-ORB	Pull – 160mm
19323-ORB	Pull – 96mm
19322-ORB	Pull – 3"
19321-ORB	T-Knob – 66mm
19320-ORB	Knob – 34mm
19324-FB	Pull – 160mm
19323-FB	Pull – 96mm
19322-FB	Pull – 3"
19321-FB	T-Knob – 66mm
19320-FB	Knob – 34mm



TRADITIONAL CLASSICS

Available Finishes



G10 WN 3 ORB

A full finish index is located on pages 12-15.

Product Number	Type of Hardware
772-G10	Knob – 1 1/2"
772-WN	Knob – 1 1/2"
772-3	Knob – 1 1/2"
772-ORB	Knob – 1 1/2"

Available Finishes



G10 WN 3 AE RBZ



WI ORB GW NB MB

A full finish index is located on pages 12-15.

Product Number	Type of Hardware
771-G10	Knob – 1 1/4"
771-WN	Knob – 1 1/4"
771-3	Knob – 1 1/4"
771-AE	Knob – 1 1/4"
771-RBZ	Knob – 1 1/4"
771-WI	Knob – 1 1/4"
771-ORB	Knob – 1 1/4"
771-GW	Knob – 1 1/4"
771-NB	Knob – 1 1/4"
771-MB	Knob – 1 1/4"



772-WN
1 1/2" dia.



771-G10
1 1/4" dia.

TRADITIONAL CLASSICS

Available Finishes



G10 ORB CS CBB CG10



AORB

A full finish index is located on pages 12-15.

Product Number	Type of Hardware
14303G10	Knob – 1 1/4"
14303ORB	Knob – 1 1/4"
734-CS	Knob – 1 9/16"
733-CS	Knob – 1 3/16"
732-CS	Knob – 1 3/8"
731-CS	Knob – 1 3/16"
907CBB	Knob – 1 3/8"
14303CBB	Knob – 1 1/4"
55268-CG10	Knob – 1 1/4"
55266-CG10	Knob – 1"
55268-AORB	Knob – 1 1/4"
55266-AORB	Knob – 1"
14303CSG	Knob – 1 1/4"



14303G10
1 1/4" dia.




14303ORB
1 1/4" dia.



734-CS
1 9/16" dia.



733-CS
1 3/16" dia.




732-CS
1 3/8" dia.



731-CS
1 3/16" dia.



907CBB
1 3/8" dia.



14303CBB
1 1/4" dia.



55268-AORB
1 1/4" dia.



55266-CG10
1" dia.

THE ANNIVERSARY COLLECTION™

Available Finishes



G9 074 ORB PWT BN

A full finish index is located on pages 12-15.

Product Number	Type of Hardware
854-G9	Pull – 3"
884-G9	Pull – 3"
874-G9	Pull – 3"
854-074	Pull – 3"
874-074	Pull – 3"
854-ORB	Pull – 3"
874-PWT	Pull – 3"
854-BN	Pull – 3"
884-BN	Pull – 3"
874-BN	Pull – 3"



OPULENCE

Available Finishes



26 G10 WN EB ORB

A full finish index is located on pages 12-15.

Product Number	Type of Hardware
26132-26	Pull – 3"
26133-26	Knob – 1 3/8"
26132-G10	Pull – 3"
26133-G10	Knob – 1 3/8"
26132-WN	Pull – 3"
26133-WN	Knob – 1 3/8"
26132-EB	Pull – 3"
26133-EB	Knob – 1 3/8"
26132-ORB	Pull – 3"
26133-ORB	Knob – 1 3/8"



HINT OF HERITAGE®

Available Finishes



26 G9 G10 WN 3



B 074 R1 R2 WC



WID ORB PWT

A full finish index is located on pages 12-15.

Product Number	Type of Hardware
1386-26	Knob – 1 1/4"
2378-G9	Pull – 3"
1466-2-G10*	Oversized Knob* – 1 3/8"
1466-G10	Knob – 1 1/4"
1466-WN	Knob – 1 1/4"
1466-3	Knob – 1 1/4"
2378-B	Pull – 3"
2378-074	Pull – 3"
1466-074	Knob – 1 1/4"
2378-R1	Pull – 3"
1466-R1	Knob – 1 1/4"
1386-R1	Knob – 1 1/4"
1466-R2	Knob – 1 1/4"
1466-WC	Knob – 1 1/4"
1466-WID	Knob – 1 1/4"
1466-ORB	Knob – 1 1/4"
2378-PWT	Pull – 3"
2377-PWT	Pull – 3"
2370-PWT	Knob – 1 1/4"
1466-PWT	Knob – 1 1/4"
1386-PWT	Knob – 1 1/4"

*Oversized knob images are located on page 97.



RADIANCE™

Available Finishes



26 3 R1

A full finish index is located on pages 12-15.

Product Number	Type of Hardware
1394-26 1396-26	Pull – 3" T-Knob – 1 1/2"
1394-3 1396-3	Pull – 3" T-Knob – 1 1/2"
1394-R1 1396-R1	Pull – 3" T-Knob – 1 1/2"

Available Finish



R1

A full finish index is located on pages 12-15.

Product Number	Type of Hardware
1395-R1 1397-R1	Pull – 3" Knob – 1 1/4"



1394-R1
3" ctr.



1396-R1
1 1/2" length



1395-R1
3" ctr.



1397-R1
1 1/4" dia.



Celebrating Our People ...
Cathy MacKenzie
Customer Service Representative
37 Years with Amerock

Q: What was your first job at Amerock?

A: "My first job at Amerock was in the Packing department 2nd shift. I had graduated on a Friday and started the following Monday, June 7th 1971. They had just introduced the Carriage House line of Bath Hardware which included the electrical plates and door hardware – entry, dead bolt and privacy/passage. It was a great experience to jump into a manufacturing job and work with mostly women of all ages. Boy did I get educated fast."

EXPRESSIONS™

Available Finishes



G9 CP 074 R1 ORB



PWT

A full finish index is located on pages 12-15.

Product Number	Type of Hardware
1471-G9 1475-G9	Pull – 3" Knob – 1 3/8"
1473-CP 1471-CP 1470-CP 1475-CP 1474-CP	Pull – 3" Pull – 3" Pull – 3" Knob – 1 3/8" T-Knob – 1 1/2"
1471-074 1470-074 1475-074	Pull – 3" Pull – 3" Knob – 1 3/8"
1471-R1 1470-R1 1475-R1	Pull – 3" Pull – 3" Knob – 1 3/8"
1471-ORB	Pull – 3"
1471-PWT 1470-PWT 1475-PWT 1474-PWT	Pull – 3" Pull – 3" Knob – 1 3/8" T-Knob – 1 1/2"



1473-CP
3" ctr.



1471-CP
3" ctr.



1470-CP
3" ctr.



1475-CP
1 3/8" dia.



1474-CP
1 1/2" length

PATTERNS

Available Finish



G10

A full finish index is located on pages 12-15.

Product Number	Type of Hardware
26121-G10	Knob – 1 3/8"



26121-G10
1 3/8" dia.

REFLECTIONS™

Available Finishes



26 G9 G10 3 R1



RBZ ART

A full finish index is located on pages 12-15.

Product Number	Type of Hardware
1383-26	Pull – 3"
1384-26	Pull – 3"
1387-26	Knob – 1 1/4"
1384-G9	Pull – 3"
1387-G9	Knob – 1 1/4"
1387-G10	Knob – 1 1/4"
1383-3	Pull – 3"
1384-3	Pull – 3"
1387-3	Knob – 1 1/4"
1382-R1	Pull – 3"
1383-R1	Pull – 3"
1384-R1	Pull – 3"
1385-R1	Knob – 1 1/4"
1387-R1	Knob – 1 1/4"
1387-RBZ	Knob – 1 1/4"
1387-ART	Knob – 1 1/4"



1382-R1
3" ctr.

1383-R1
3" ctr.

1384-R1
3" ctr.



1385-R1
1 1/4" dia.



1387-R1
1 1/4" dia.

DESIGN DETAILS™

Available Finishes



G9 R1 PWT

A full finish index is located on pages 12-15.

Product Number	Type of Hardware
1820-G9	Pull – 3"
1821-G9	Knob – 1 3/8"
1820-R1	Pull – 3"
1821-R1	Knob – 1 3/8"
1820-PWT	Pull – 3"
1821-PWT	Knob – 1 3/8"

Available Finish



PWT

A full finish index is located on pages 12-15.

Product Number	Type of Hardware
1824-PWT	Pull – 3"
1825-PWT	Square Knob – 1 1/4"



1820-PWT
3" ctr.



1821-PWT
1 3/8" dia.



1824-PWT
3" ctr.



1825-PWT
1 1/4" length

DESIGN DETAILS™

Available Finish



074

A full finish index is located on pages 12-15.


Product Number	Type of Hardware
1826-074	Pull – 3"



1826-074
3" ctr.

BRASS & STERLING TRADITIONS

Available Finishes



G9 077 ORB

A full finish index is located on pages 12-15.

Product Number	Type of Hardware
1303-G9	Pull – 3"
1301-G9	Pull – 3"
1308-G9	Knob – 1 1/8"
1303-077	Pull – 3"
1301-077	Pull – 3"
1308-077	Knob – 1 1/8"
1303-ORB	Pull – 3"
1301-ORB	Pull – 3"



1303-G9
3" ctr.




1301-G9
3" ctr.



1308-G9
1 1/8" dia.

TRUE ELEGANCE®

Available Finishes



074 077

A full finish index is located on pages 12-15.

Product Number	Type of Hardware
1350-074	Pull – 3"
1354-074	Knob – 1/1/4"
1350-077	Pull – 3"
1354-077	Knob – 1 1/4"



Available Finishes



074 077

A full finish index is located on pages 12-15.

Product Number	Type of Hardware
1352-074	Pull – 3"
1356-074	Knob – 1/1/4"
1352-077	Pull – 3"
1356-077	Knob – 1 1/4"



Available Finish



077

A full finish index is located on pages 12-15.

Product Number	Type of Hardware
1353-077	Pull – 3"
1357-077	Knob – 1 1/4"



ADVANTAGE | SOLID BRASS

Available Finishes



NBZ BC

A full finish index is located on pages 12-15.

Product Number	Type of Hardware
1957-NBZ	Pull – 3"
1957-BC	Pull – 3"



RUSTIC FINISHES

Available Finishes



R1 HB HBZ

A full finish index is located on pages 12-15.

Product Number	Type of Hardware
76295-R1	Pull – 3"
76295-HB	Pull – 3"
76295-HBZ	Pull – 3"



Available Finish



WI

A full finish index is located on pages 12-15.

Product Number	Type of Hardware
76299-WI	Pull – 3"



Available Finish



R1

A full finish index is located on pages 12-15.

Product Number	Type of Hardware
76298-R1	Pull – 3"



BACKPLATES


Available Finishes



A full finish index is located on pages 12-15.

Product Number	Type of Hardware
19206-G10	Backplate – 4 3/8"
19206-WN	Backplate – 4 3/8"
19206-R2	Backplate – 4 3/8"
19206-ORB	Backplate – 4 3/8"
19206-WID	Backplate – 4 3/8"

Available Finishes



A full finish index is located on pages 12-15.

Product Number	Type of Hardware
19208-G10	Backplate – 3"
19208-WN	Backplate – 3"
19207-ORB	Backplate – 4 3/8"
19208-ORB	Backplate – 3"
19207-WID	Backplate – 4 3/8"
19208-WID	Backplate – 3"

Available Finish




G9

A full finish index is located on pages 12-15.

Product Number	Type of Hardware
885-G9	Backplate – 3 5/8"



19206-WID
4 3/8" length



19207-WID
4 3/8" length

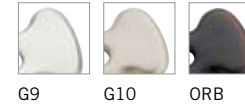
19208-WID
3" ctr.



885-G9
3 5/8" length

BACKPLATES

Available Finishes



A full finish index is located on pages 12-15.

Product Number	Type of Hardware
875-G9	Backplate – 3"
875-G10	Backplate – 3"
875-ORB	Backplate – 3"

Available Finish



G10

A full finish index is located on pages 12-15.

Product Number	Type of Hardware
1971-G10	Backplate – 96mm

Available Finishes



26

3

BB

A full finish index is located on pages 12-15.

Product Number	Type of Hardware
76247-26	Backplate – 3"
76247-3	Backplate – 3"
76247-BB	Backplate – 3"

Available Finishes



G9

077

A full finish index is located on pages 12-15.

Product Number	Type of Hardware
1304-G9	Backplate – 4 5/16"
1304-077	Backplate – 4 5/16"



875-G9
3" ctr.





1971-G10
96mm ctr.



76247-26
3" ctr.



1304-G9
4 5/16" length



ECLECTIC

Blending different eras and styles with a single statement the hallmark of eclectic design is that anything goes as long as it goes together.

BLACKROCK

Available Finishes



G10 ORB BBR

A full finish index is located on pages 12-15.

Product Number	Type of Hardware
55281-G10*	Appliance Pull* – 18"
55280-G10*	Appliance Pull* – 12"
55279-G10*	Appliance Pull* – 8"
55278-G10	Pull – 160mm
55277-G10	Pull – 128mm
55276-G10	Pull – 96mm
55275-G10	Pull – 3"
55274-G10	Pendant – 1 5/6"
55273-G10*	Oversized Square Knob* – 1 1/2"
55271-G10	Square Knob – 1 1/6"
55272-G10*	Oversized Knob* – 1 3/8"
55270-G10	Knob – 1 1/3"
55281-ORB*	Appliance Pull* – 18"
55280-ORB*	Appliance Pull* – 12"
55279-ORB*	Appliance Pull* – 8"
55278-ORB	Pull – 160mm
55277-ORB	Pull – 128mm
55276-ORB	Pull – 96mm
55275-ORB	Pull – 3"
55274-ORB	Pendant – 1 5/6"
55273-ORB*	Oversized Square Knob* – 1 1/2"
55271-ORB	Square Knob – 1 1/6"
55272-ORB*	Oversized Knob* – 1 3/8"
55270-ORB	Knob – 1 1/3"
55281-BBR*	Appliance Pull* – 18"
55280-BBR*	Appliance Pull* – 12"
55279-BBR*	Appliance Pull* – 8"
55278-BBR	Pull – 160mm
55277-BBR	Pull – 128mm
55276-BBR	Pull – 96mm
55275-BBR	Pull – 3"
55274-BBR	Pendant – 1 5/6"
55273-BBR*	Oversized Square Knob* – 1 1/2"
55271-BBR	Square Knob – 1 1/6"
55272-BBR*	Oversized Knob* – 1 3/8"
55270-BBR	Knob – 1 1/3"

*Appliance pull and oversized knob images are located on page 103.



PADMA™

Available Finishes



AP DBS VS ART

A full finish index is located on pages 12-15.

Product Number	Type of Hardware
53028-AP	Pull – 96mm
53027-AP	Knob – 33mm
53028-DBS	Pull – 96mm
53027-DBS	Knob – 33mm
53028-VS	Pull – 96mm
53027-VS	Knob – 33mm
53028-ART	Pull – 96mm
53027-ART	Knob – 33mm

Appliance pull images can be seen on page 104.



VASARI™


Available Finishes



AN WNC

A full finish index is located on pages 12-15.

Product Number	Type of Hardware
24008-AN	Pull – 128mm
24007-AN	Pull – 96mm
24006-AN	Knob – 30mm
24008-WNC	Pull – 128mm
24007-WNC	Pull – 96mm
24006-WNC	Knob – 30mm



VASARI™

Available Finishes



SN AN WNC

A full finish index is located on pages 12-15.

Product Number	Type of Hardware
24011-SN	Pull – 96mm
24009-SN	Knob – 30mm
24012-SN	Pull – 96mm
24010-SN	Knob – 30mm
24011-AN	Pull – 96mm
24009-AN	Knob – 33mm
24012-AN	Pull – 96mm
24010-AN	Knob – 33mm
24020-AN	Pull – 96mm
24021-AN	Knob – 30mm
24011-WNC	Pull – 96mm
24009-WNC	Knob – 33mm
24012-WNC	Pull – 96mm
24010-WNC	Knob – 33mm
24020-WNC	Pull – 96mm
24021-WNC	Knob – 30mm



EYDON™

Available Finishes



WN WNC ART ORB

A full finish index is located on pages 12-15.

Product Number	Type of Hardware
53037-WN	Pull – 96mm
53036-WN	Pull – 3"
53035-WN	Knob – 1"
53037-WNC	Pull – 96mm
53036-WNC	Pull – 3"
53035-WNC	Knob – 1"
53037-ART	Pull – 96mm
53036-ART	Pull – 3"
53035-ART	Knob – 1"
53037-ORB	Pull – 96mm
53036-ORB	Pull – 3"
53035-ORB	Knob – 1"



ODEON

Available Finishes



AN WNC DBS

A full finish index is located on pages 12-15.

Product Number	Type of Hardware
53040-AN	Pull – 128mm
53041-AN	Knob – 34mm
53040-WNC	Pull – 128mm
53041-WNC	Knob – 34mm
53040-DBS	Pull – 128mm
53041-DBS	Knob – 34mm



ANGOURI™

Available Finishes



SN AP VS

A full finish index is located on pages 12-15.

Product Number	Type of Hardware
24233-SN	Pull – 128mm
24232-SN	Knob – 33mm
24233-AP	Pull – 128mm
24232-AP	Knob – 33mm
24233-VS	Pull – 128mm
24232-VS	Knob – 33mm



SUNDARA™

Available Finishes



WN R2 WID ORB

A full finish index is located on pages 12-15.

Product Number	Type of Hardware
27031-WN	Pull – 3"
27030-WN	Knob – 1 1/4"
27031-R2	Pull – 3"
27030-R2	Knob – 1 1/4"
27009-R2	Square Knob – 1 1/8"
27009-WID	Square Knob – 1 1/8"
27031-ORB	Pull – 3"
27030-ORB	Knob – 1 1/4"
27009-ORB	Square Knob – 1 1/8"



SWIRL'Z®

Available Finishes



G10 WN R2 WC WID



ORB FB

A full finish index is located on pages 12-15.

Product Number	Type of Hardware
19260-G10	Pull – 128mm
9337-G10	Pull – 3"
9339-G10	Knob – 1 1/8"
9338-2-G10*	Oversized Knob* – 1 3/4"
9338-G10	Knob – 1 1/8"
19260-WN	Pull – 128mm
9337-WN	Pull – 3"
9339-WN	Knob – 1 1/8"
9338-WN	Knob – 1 1/8"
19260-R2	Pull – 128mm
19260-WC	Pull – 128mm
19260-WID	Pull – 128mm
9337-WID	Pull – 3"
9339-WID	Knob – 1 1/8"
9338-WID	Knob – 1 1/8"
19260-ORB	Pull – 128mm
9337-ORB	Pull – 3"
9339-ORB	Knob – 1 1/8"
9338-2-ORB*	Oversized Knob* – 1 3/4"
9338-ORB	Knob – 1 1/8"
9337-FB	Pull – 3"
9339-FB	Knob – 1 1/8"
9338-FB	Knob – 1 1/8"

*Oversized knob images are located on page 104.



CYPRUS™

Available Finishes



G9 WN WID

A full finish index is located on pages 12-15.

Product Number	Type of Hardware
5267-G9	Pull – 3"
5266-G9	Knob – 1 1/4"
5267-WN	Pull – 3"
5266-WN	Knob – 1 1/4"
5267-WID	Pull – 3"
5266-WID	Knob – 1 1/4"



Available Finishes



WN R2 WC WID


A full finish index is located on pages 12-15.

Product Number	Type of Hardware
5262-WN	Pull – 3"
5263-WN	Knob – 1 1/4"
5262-R2	Pull – 3"
5263-R2	Knob – 1 1/4"
5262-WC	Pull – 3"
5263-WC	Knob – 1 1/4"
5262-WID	Pull – 3"
5263-WID	Knob – 1 1/4"



MARSDEN™

Available Finishes



WN EB ORB

A full finish index is located on pages 12-15.

Product Number	Type of Hardware
27033-WN	Pull – 3"
27008-WN	Square Knob – 1 1/8"
27033-EB	Pull – 3"
27008-EB	Square Knob – 1 1/8"
27033-ORB	Pull – 3"
27008-ORB	Square Knob – 1 1/8"



Available Finishes



WN R2 WID

A full finish index is located on pages 12-15.

Product Number	Type of Hardware
27032-WN	Pull – 3"
27001-WN	Knob – 1 1/4"
27032-R2	Pull – 3"
27001-R2	Knob – 1 1/4"
27032-WID	Pull – 3"
27001-WID	Knob – 1 1/4"



Celebrating Our People ...
Claire Parrish
Product Manager

Q: From where do you pull the trend information each year?


A: "It's actually a grassroots calendarized process that is an internal trend team effort, starting with macro trending to track consumer attitudes, and then focusing in to micro trending where it then ties in relevance to home décor."

INSPIRATIONS™

Available Finishes



G10 WN EB R2 WC



ORB WID

A full finish index is located on pages 12-15.

Product Number	Type of Hardware
1580-G10	Pull – 3"
1581-2-G10*	Oversized Knob* – 1 5/7"
1581-G10	Knob – 1 1/4"
1580-WN	Pull – 3"
4443-WN	Pull – 3"
1582-WN	Cup Pull – 3"
1583-WN	Finger Pull – 1 7/8"
4444-WN	Knob – 1"
1581-2-WN*	Oversized Knob* – 1 5/7"
1581-WN	Knob – 1 1/4"
1580-EB	Pull – 3"
4443-EB	Pull – 3"
1582-EB	Cup Pull – 3"
1583-EB	Finger Pull – 1 7/8"
4444-EB	Knob – 1"
1581-2-EB*	Oversized Knob* – 1 5/7"
1581-EB	Knob – 1 1/4"
1580-R2	Pull – 3"
1582-R2	Cup Pull – 3"
1583-R2	Finger Pull – 1 7/8"
1581-R2	Knob – 1 1/4"
4443-WC	Pull – 3"
4444-WC	Knob – 1"
1580-ORB	Pull – 3"
1582-ORB	Cup Pull – 3"
1583-ORB	Finger Pull – 1 7/8"
1581-2-ORB*	Oversized Knob* – 1 5/7"
1581-ORB	Knob – 1 1/4"
1580-WID	Pull – 3"
1582-WID	Cup Pull – 3"
1583-WID	Finger Pull – 1 7/8"
1581-WID	Knob – 1 1/4"

*Oversized knob images are located on page 104.



1580-WN
3" ctr.



4443-WN
3" ctr.



1582-WN
3" ctr.



1583-WN
1 7/8" length



4444-WN
1" length



1581-2-WN
1 5/7" dia.



1581-WN
1 1/4" dia.

VINEYARD™

Available Finishes



G10 WN WC WID PWT

A full finish index is located on pages 12-15.

Product Number	Type of Hardware
4473-G10	Pull – 3"
4475-G10	Square Knob – 1 1/8"
4473-WN	Pull – 3"
4475-WN	Square Knob – 1 1/8"
4473-WC	Pull – 3"
4475-WC	Square Knob – 1 1/8"
4473-WID	Pull – 3"
4475-WID	Square Knob – 1 1/8"
4473-PWT	Pull – 3"
4475-PWT	Square Knob – 1 1/8"

Available Finishes



WN EB WC WID

A full finish index is located on pages 12-15.

Product Number	Type of Hardware
4465-WN	Pull – 3"
4466-WN	Square Knob – 1 1/8"
4465-EB	Pull – 3"
4466-EB	Square Knob – 1 1/8"
4465-WC	Pull – 3"
4466-WC	Square Knob – 1 1/8"
4465-WID	Pull – 3"
4466-WID	Square Knob – 1 1/8"



4473-WID
3" ctr.



4475-WID
1 1/8" length



4465-WN
3" ctr.



4466-WN
1 1/8" length

NATURE'S SPLENDOR™

Available Finishes



WN R2 RBZ WID PWT

A full finish index is located on pages 12-15.

Product Number	Type of Hardware
4451-WN 4452-WN	Pull – 3" Finger Pull – 1 1/2"
4451-R2 4452-R2	Pull – 3" Finger Pull – 1 1/2"
4451-RBZ 4452-RBZ	Pull – 3" Finger Pull – 1 1/2"
4451-WID 4452-WID	Pull – 3" Finger Pull – 1 1/2"
4451-PWT 4452-PWT	Pull – 3" Finger Pull – 1 1/2"



4451-R2
3" ctr.



4452-R2
1 1/2" length

CYPRUS™

Available Finishes



G10 WN R2 WC WID

A full finish index is located on pages 12-15.

Product Number	Type of Hardware
19251-G10 19250-G10	Pull – 3" Knob – 1 5/8"
19251-WN 19250-WN	Pull – 3" Knob – 1 5/8"
19251-R2 19250-R2	Pull – 3" Knob – 1 5/8"
19251-WC 19250-WC	Pull – 3" Knob – 1 5/8"
19251-WID 19250-WID	Pull – 3" Knob – 1 5/8"



19251-WID
3" ctr.



19250-WID
1 5/8" length

AMBROSIA™

Available Finishes



WN R2 RBZ WID

A full finish index is located on pages 12-15.

Product Number	Type of Hardware
4482-WN 4484-WN	Pull – 96mm Knob – 1 1/4"
4482-R2 4484-R2	Pull – 96mm Knob – 1 1/4"
4482-RBZ 4484-RBZ	Pull – 96mm Knob – 1 1/4"
4482-WID 4484-WID	Pull – 96mm Knob – 1 1/4"



4482-WID
96mm ctr.



4484-WID
1 1/4" dia.

Available Finishes



WN R2 RBZ WID

A full finish index is located on pages 12-15.

Product Number	Type of Hardware
4483-WN 4485-WN	Pull – 96mm Knob – 1 1/4"
4483-R2 4485-R2	Pull – 96mm Knob – 1 1/4"
4483-RBZ 4485-RBZ	Pull – 96mm Knob – 1 1/4"
4483-WID 4485-WID	Pull – 96mm Knob – 1 1/4"



4483-WN
96mm ctr.



4485-WN
1 1/4" dia.

AMBROSIA™

Available Finishes



G9 WN WID PWT

A full finish index is located on pages 12-15.

Product Number	Type of Hardware
4480-G9	Pull – 3"
4481-G9	Knob – 1 1/8"
4480-WN	Pull – 3"
4481-WN	Knob – 1 1/8"
4480-WID	Pull – 3"
4480-PWT	Pull – 3"
4481-PWT	Knob – 1 1/8"



Available Finishes



WN PWT GPT

A full finish index is located on pages 12-15.

Product Number	Type of Hardware
4467-WN	Pull – 3"
4468-WN	Square Knob – 1 1/4"
4467-PWT	Pull – 3"
4468-PWT	Square Knob – 1 1/4"
4467-GPT	Pull – 3"
4468-GPT	Square Knob – 1 1/4"



TRUE ELEGANCE®

Available Finishes



077 WI

A full finish index is located on pages 12-15.

Product Number	Type of Hardware
1351-077	Pull – 3"
1355-077	Knob – 1 1/4"
1351-WI	Pull – 3"
1355-WI	Knob – 1 1/4"



ABSTRACTIONS™

Available Finishes



26 26D G10

A full finish index is located on pages 12-15.

Product Number	Type of Hardware
19258-26	Pull – 3"
19257-26	Knob – 1 1/4"
19258-26D	Pull – 3"
19257-26D	Knob – 1 1/4"
19258-G10	Pull – 3"
19257-G10	Knob – 1 1/4"



Celebrating Our People ...
Laura Thompson
 Graphic Designer

Q: What is your favorite piece to design?

A: "I love to design anything that poses a challenge to improve what was done in the past. My favorite type of piece to design is anything that resembles a book, so that a person can be taken through a story; there are so many emotions conveyed through design."

NATURAL ELEGANCE®

Available Finishes



G9 074 077 WI PWT

A full finish index is located on pages 12-15.

Product Number	Type of Hardware
1333-G9	Pull – 3"
1337-G9	Knob – 1 7/32"
1338-G9	Knob – 1 9/16"
1333-074	Pull – 3"
1337-074	Knob – 1 7/32"
1333-077	Pull – 3"
1337-077	Knob – 1 7/32"
1338-077	Knob – 1 9/16"
1333-WI	Pull – 3"
1337-WI	Knob – 1 7/32"
1338-WI	Knob – 1 9/16"
1333-PWT	Pull – 3"
1337-PWT	Knob – 1 7/32"
1338-PWT	Knob – 1 9/16"



1333-PWT
3" ctr.



1337-PWT
1 7/32" dia.



1338-PWT
1 9/16" length

Available Finishes



G9 074 077

A full finish index is located on pages 12-15.

Product Number	Type of Hardware
1334-G9	Pull – 3"
1334-074	Pull – 3"
1334-077	Pull – 3"



1334-G9
3" ctr.

Available Finish



077

A full finish index is located on pages 12-15.

Product Number	Type of Hardware
1331-077	Pull – 3"



1331-077
3" ctr.

NATURAL ELEGANCE®

Available Finishes



077 RBZ WI

A full finish index is located on pages 12-15.

Product Number	Type of Hardware
1332-077	Pull – 3"
1335-077	Knob – 1 11/32"
1332-RBZ	Pull – 3"
1335-RBZ	Knob – 1 11/32"
1332-WI	Pull – 3"
1335-WI	Knob – 1 11/32"



1332-WI
3" ctr.



1335-WI
1 11/32" dia.

Available Finishes



G9 077 RBZ WI

A full finish index is located on pages 12-15.

Product Number	Type of Hardware
1330-G9	Pull – 3"
1336-G9	Knob – 1 11/32"
1330-077	Pull – 3"
1336-077	Knob – 1 11/32"
1330-RBZ	Pull – 3"
1336-RBZ	Knob – 1 11/32"
1330-WI	Pull – 3"
1336-WI	Knob – 1 11/32"



1330-RBZ
3" ctr.



1336-RBZ
1 11/32" dia.

MOTIF'Z™

Available Finishes



PWT

A full finish index is located on pages 12-15.


Product Number	Type of Hardware
4447-PWT	Pull – 3"



4447-PWT
3" ctr.

FORGINGS™

Available Finishes



WN R2 WC WID

A full finish index is located on pages 12-15.

Product Number	Type of Hardware
4453-WN 4454-WN	Cup Pull – 3" Square Knob – 1 1/8"
4453-R2 4454-R2	Cup Pull – 3" Square Knob – 1 1/8"
4453-WC 4454-WC	Cup Pull – 3" Square Knob – 1 1/8"
4453-WID 4454-WID	Cup Pull – 3" Square Knob – 1 1/8"



4453-R2
3" ctr.



4454-R2
1 1/8" length

Available Finishes



R3 RBZ WI

A full finish index is located on pages 12-15.

Product Number	Type of Hardware
4426-R3 4427-R3	Pull – 3" Pull – 1 1/4"
4426-RBZ 4427-RBZ	Pull – 3" Pull – 1 1/4"
4426-WI 4427-WI	Pull – 3" Pull – 1 1/4"



4426-R3
3" ctr.



4427-R3
1 1/4" dia.



4428-RBZ
3" ctr.



4429-RBZ
1 1/8" length

Available Finishes



R3 RBZ WI

A full finish index is located on pages 12-15.

Product Number	Type of Hardware
4428-R3 4429-R3	Pull – 3" Square Knob – 1 1/8"
4428-RBZ 4429-RBZ	Pull – 3" Square Knob – 1 1/8"
4428-WI 4429-WI	Pull – 3" Square Knob – 1 1/8"

FORGINGS™

Available Finishes



G10 R3 RBZ WI ORB

A full finish index is located on pages 12-15.

Product Number	Type of Hardware
4424-G10 4425-G10	Pull – 3" Pull – 1 1/4"
4424-R3 4425-R3	Pull – 3" Pull – 1 1/4"
4424-RBZ 4425-RBZ	Pull – 3" Pull – 1 1/4"
4424-WI 4425-WI	Pull – 3" Pull – 1 1/4"
4424-ORB 4425-ORB	Pull – 3" Pull – 1 1/4"



4424-ORB
3" ctr.



4425-ORB
1 1/4" dia.

VILLAGE CLASSICS™

Available Finishes



ROB RIN

A full finish index is located on pages 12-15.

Product Number	Type of Hardware
19303-ROB 19302-ROB	Pull – 128mm Knob – 80mm
19303-RIN 19302-RIN	Pull – 128mm Knob – 80mm



19303-RIN
128mm ctr.



19302-RIN
80mm length

DIVINITY™

Available Finishes



G9 PWT

A full finish index is located on pages 12-15.

Product Number	Type of Hardware
5260-G9	Pull – 3"
5261-G9	Knob – 1 1/4"
5260-PWT	Pull – 3"
5261-PWT	Knob – 1 1/4"



5260-G9
3" ctr.



5261-G9
1 1/4" dia.

Available Finishes



G10 WN WID

A full finish index is located on pages 12-15.

Product Number	Type of Hardware
19254-G10	Pull – 3"
19253-G10	Pull – 3"
19252-G10	Knob – 1 1/4"
19254-WN	Pull – 3"
19253-WN	Pull – 3"
19252-WN	Knob – 1 1/4"
19254-WID	Pull – 3"
19253-WID	Pull – 3"
19252-WID	Knob – 1 1/4"



19254-WN
3" ctr.



19253-WN
3" ctr.



19252-WN
1 1/4" dia.

VEGGIE'Z™

Available Finishes



G10

A full finish index is located on pages 12-15.

Product Number	Type of Hardware
9334-G10	Knob – 2 3/16"



9334-G10
2 3/16" length

YIN-YANG

Available Finishes



26PB CCB

A full finish index is located on pages 12-15.

Product Number	Type of Hardware
19256-26PB	Pull – 3"
19255-26PB	Knob – 1 1/4"
19256-CCB	Pull – 3"
19255-CCB	Knob – 1 1/4"



19256-CCB
3" ctr.



19255-CCB
1 1/4" dia.

UTENSIL'Z®

Available Finishes



G10 R1

A full finish index is located on pages 12-15.

Product Number	Type of Hardware
9332-G10	Pull – 3"
9331-G10	Pull – 3"
9330-G10	Pull – 3"
9332-R1	Pull – 3"
9331-R1	Pull – 3"
9330-R1	Pull – 3"





9332-G10
3" ctr.



9331-G10
3" ctr.



9330-G10
3" ctr.



OVERSIZED

Unique sizes are the new standard. Expanded size offerings from 3" pulls to 18" appliance pulls and multiple size knobs.

HIGHLAND RIDGE

Available Finishes



PN AP DOB

A full finish index is located on pages 12-15.

Product Number	Type of Hardware
55324-PN	Appliance Pull – 18"
55323-PN	Appliance Pull – 12"
55322-PN	Appliance Pull – 8"
55324-AP	Appliance Pull – 18"
55323-AP	Appliance Pull – 12"
55322-AP	Appliance Pull – 8"
55324-DOB	Appliance Pull – 18"
55323-DOB	Appliance Pull – 12"
55322-DOB	Appliance Pull – 8"

Additional collection images are located on page 18.



55324-PN
18" ctr.

55323-PN
12" ctr.

55322-PN
8" ctr.

WESTERLY™

Available Finishes




G10 GPH

A full finish index is located on pages 12-15.

Product Number	Type of Hardware
54024-G10	Appliance Pull – 18"
54023-G10	Appliance Pull – 12"
54024-GPH	Appliance Pull – 18"
54023-GPH	Appliance Pull – 12"

Additional collection images are located on page 19.



54024-G10
18" ctr.

54023-G10
12" ctr.

ROCHDALE™

Available Finishes



G10 GPH

A full finish index is located on pages 12-15.

Product Number	Type of Hardware
54022-G10	Appliance Pull – 18"
54021-G10	Appliance Pull – 12"
54022-GPH	Appliance Pull – 18"
54021-GPH	Appliance Pull – 12"

Additional collection images are located on page 20.



54022-GPH
18" ctr.

54021-GPH
12" ctr.

KANE™

Available Finishes



G10 WN ORB

A full finish index is located on pages 12-15.

Product Number	Type of Hardware
53806-G10	Appliance Pull – 18"
53805-G10	Appliance Pull – 12"
53804-G10	Appliance Pull – 8"
53807-2-G10	Oversized Knob – 1 4/7"

53806-WN	Appliance Pull – 18"
53805-WN	Appliance Pull – 12"
53804-WN	Appliance Pull – 8"
53807-2-WN	Oversized Knob – 1 4/7"

53806-ORB	Appliance Pull – 18"
53805-ORB	Appliance Pull – 12"
53804-ORB	Appliance Pull – 8"
53807-2-ORB	Oversized Knob – 1 4/7"

Additional collection images are located on page 21.



53806-WN
18" ctr.


53805-WN
12" ctr.

53804-WN
8" ctr.

53807-2-WN
1 4/7" dia.

INSPIRATIONS™

Available Finishes



G10 WN ORB FB

A full finish index is located on pages 12-15.

Product Number	Type of Hardware
54001-G10	Appliance Pull – 8"
1586-2-G10	Oversized Knob – 1 3/4"
54001-WN	Appliance Pull – 8"
1586-2-WN	Oversized Knob – 1 3/4"
54001-ORB	Appliance Pull – 8"
1586-2-ORB	Oversized Knob – 1 3/4"
54001-FB	Appliance Pull – 8"
1586-2-FB	Oversized Knob – 1 3/4"

Additional collection images are located on page 22.

Available Finishes



G10 WID ORB

A full finish index is located on pages 12-15.

Product Number	Type of Hardware
1788-G10	Appliance Pull – 18"
1787-G10	Appliance Pull – 12"
54000-G10	Appliance Pull – 8"
1585-2-G10	Oversized Knob – 1 3/4"
1788-WID	Appliance Pull – 18"
1787-WID	Appliance Pull – 12"
54000-WID	Appliance Pull – 8"
1585-2-WID	Oversized Knob – 1 3/4"
1788-ORB	Appliance Pull – 18"
1787-ORB	Appliance Pull – 12"
54000-ORB	Appliance Pull – 8"
1585-2-ORB	Oversized Knob – 1 3/4"

Additional collection images are located on page 23.



54001-WN
8" ctr.



1586-2-WN
1 3/4" dia.



1788-G10
18" ctr.



1787-G10
12" ctr.



54000-G10
8" ctr.



1585-2-G10
1 3/4" dia.

POLARA™

Available Finishes



AP SBK

A full finish index is located on pages 12-15.

Product Number	Type of Hardware
54003-AP	Appliance Pull – 12"
54003-SBK	Appliance Pull – 12"

Additional collection images are located on page 25.



54003-SBK
12" ctr.

ESSENTIAL'Z™

Available Finishes



G10 WN ORB

A full finish index is located on pages 12-15.

Product Number	Type of Hardware
54007-G10	Appliance Pull – 12"
54007-WN	Appliance Pull – 12"
54007-ORB	Appliance Pull – 12"



54007-ORB
12" ctr.

HINT OF HERITAGE®

Available Finish



G10

A full finish index is located on pages 12-15.

Product Number	Type of Hardware
1466-2-G10	Oversized Knob – 1 3/8"


Additional collection images are located on page 61.



1466-2-G10
1 3/8" dia.

BAR PULLS

Available Finishes




SS ORB

A full finish index is located on pages 12-15.

Product Number	Type of Hardware
19013-SS	Cabinet Pull – 256mm
54008-SS	Appliance Pull – 12"
19014-SS	Cabinet Pull – 320mm
19015-SS	Cabinet Pull – 416mm
54025-SS	Appliance Pull – 18"
19016-SS	Cabinet Pull – 480mm
19017-SS	Cabinet Pull – 544mm
19018-SS	Cabinet Pull – 640mm
19019-SS	Cabinet Pull – 768mm


40519-ORB	Cabinet Pull – 256mm
54008-ORB	Appliance Pull – 12"
19014-ORB	Cabinet Pull – 320mm
19015-ORB	Cabinet Pull – 416mm
54025-ORB	Appliance Pull – 18"
19016-ORB	Cabinet Pull – 480mm
19017-ORB	Cabinet Pull – 544mm
19018-ORB	Cabinet Pull – 640mm
19019-ORB	Cabinet Pull – 768mm

Additional collection images are located on page 27 and 35.



RIVA

Available Finishes



G10 GPH

A full finish index is located on pages 12-15.

Product Number	Type of Hardware
55371-G10	Appliance Pull – 18"
55370-G10	Appliance Pull – 12"
55369-G10	Appliance Pull – 8"
55371-GPH	Appliance Pull – 18"
55370-GPH	Appliance Pull – 12"
55369-GPH	Appliance Pull – 8"

Additional collection images are located on page 34.



ESSENTIAL'Z™

Available Finish




G10

A full finish index is located on pages 12-15.

Product Number	Type of Hardware
26207-G10	Appliance Pull – 18"
26206-G10	Appliance Pull – 12"
26205-G10	Appliance Pull – 8"

Additional collection images are located on page 40.



REVITALIZE

Available Finishes



G10 GB ORB

A full finish index is located on pages 12-15.

Product Number	Type of Hardware
55350-G10	Appliance Pull – 18"
55349-G10	Appliance Pull – 12"
55348-G10	Appliance Pull – 8"
55350-GB	Appliance Pull – 18"
55349-GB	Appliance Pull – 12"
55348-GB	Appliance Pull – 8"
55350-ORB	Appliance Pull – 18"
55349-ORB	Appliance Pull – 12"
55348-ORB	Appliance Pull – 8"

Additional collection images are located on page 48.



55350-GB
18" ctr.

55349-GB
12" ctr.

55348-GB
8" ctr.

LATTICE™

Available Finishes



SN DBS RB DOB

A full finish index is located on pages 12-15.

Product Number	Type of Hardware
55426-SN	Appliance Pull – 18"
55425-SN	Appliance Pull – 12"
55424-SN	Appliance Pull – 8"
55420-2-SN	Oversized Knob – 1 2/3"
55426-DBS	Appliance Pull – 18"
55425-DBS	Appliance Pull – 12"
55424-DBS	Appliance Pull – 8"
55420-2-DBS	Oversized Knob – 1 2/3"
55426-RB	Appliance Pull – 18"
55425-RB	Appliance Pull – 12"
55424-RB	Appliance Pull – 8"
55420-2-RB	Oversized Knob – 1 2/3"
55426-DOB	Appliance Pull – 18"
55425-DOB	Appliance Pull – 12"
55424-DOB	Appliance Pull – 8"
55420-2-DOB	Oversized Knob – 1 2/3"

Additional collection images are located on page 49.



55426-DOB
18" ctr.


55425-DOB
12" ctr.

55424-DOB
8" ctr.

55420-2-DOB
1 2/3" dia.

MULHOLLAND™

Available Finishes



G10 ORB

A full finish index is located on pages 12-15.

Product Number	Type of Hardware
53533-G10	Appliance Pull – 18"
53532-G10	Appliance Pull – 12"
53531-G10	Appliance Pull – 8"
53534-2-G10	Oversized Knob – 1 1/2"
53533-ORB	Appliance Pull – 18"
53532-ORB	Appliance Pull – 12"
53531-ORB	Appliance Pull – 8"
53534-2-ORB	Oversized Knob – 1 1/2"

Additional collection images are located on page 50.



53533-ORB
18" ctr.

53532-ORB
12" ctr.

53531-ORB
8" ctr.

53534-2-ORB
1 1/2" length

MANOR

Available Finishes



PN G10 ORB

A full finish index is located on pages 12-15.

Product Number	Type of Hardware
26139-2-PN	Oversized Knob – 1 3/7"
26139-2-G10	Oversized Knob – 1 3/7"
26139-2-ORB	Oversized Knob – 1 3/7"

Additional collection images are located on page 52.



26139-2-ORB
1 3/7" length

BRASS & STERLING TRADITIONS

Available Finishes



G9 G10 077 RB ORB

A full finish index is located on pages 12-15.

Product Number	Type of Hardware
54004-G9	Appliance Pull – 8"
1316-G10	Appliance Pull – 18"
1315-G10	Appliance Pull – 12"
54004-G10	Appliance Pull – 8"
54004-077	Appliance Pull – 8"
1316-RB	Appliance Pull – 18"
1315-RB	Appliance Pull – 12"
54004-RB	Appliance Pull – 8"
1316-ORB	Appliance Pull – 18"
1315-ORB	Appliance Pull – 12"
54004-ORB	Appliance Pull – 8"

Additional collection images are located on page 54.



TRADITIONAL CLASSICS

Available Finishes



G10 WN R2

A full finish index is located on pages 12-15.

Product Number	Type of Hardware
54006-G10	Appliance Pull – 12"
54006-WN	Appliance Pull – 12"
54006-R2	Appliance Pull – 12"



BLACKROCK

Available Finishes



G10 ORB BBR

A full finish index is located on pages 12-15.


Product Number	Type of Hardware
55281-G10	Appliance Pull – 18"
55280-G10	Appliance Pull – 12"
55279-G10	Appliance Pull – 8"
55273-G10	Oversized Square Knob – 1 1/2"
55272-G10	Oversized Knob – 1 5/8"
55281-ORB	Appliance Pull – 18"
55280-ORB	Appliance Pull – 12"
55279-ORB	Appliance Pull – 8"
55273-ORB	Oversized Square Knob – 1 1/2"
55272-ORB	Oversized Knob – 1 5/8"
55281-BBR	Appliance Pull – 18"
55280-BBR	Appliance Pull – 12"
55279-BBR	Appliance Pull – 8"
55273-BBR	Oversized Square Knob – 1 1/2"
55272-BBR	Oversized Knob – 1 5/8"

Additional collection images are located on page 72.



MANOR

Available Finishes



G10 RB ORB

A full finish index is located on pages 12-15.

Product Number	Type of Hardware
26127-2-G10	Oversized Knob – 2"
26127-2-RB	Oversized Knob – 2"
26127-2-ORB	Oversized Knob – 2"

Additional collection images are located on page 53.



PADMA™

Available Finishes



AP DBS VS ART

A full finish index is located on pages 12-15.

Product Number	Type of Hardware
54002-AP	Appliance Pull – 12"
54002-DBS	Appliance Pull – 12"
54002-VS	Appliance Pull – 12"
54002-ART	Appliance Pull – 12"

Additional collection images are located on page 73.



SWIRL'Z®

Available Finishes



G10 ORB

A full finish index is located on pages 12-15.


Product Number	Type of Hardware
9338-2-G10	Oversized Knob – 1 3/4"
9338-2-ORB	Oversized Knob – 1 3/4"

Additional collection images are located on page 77.



INSPIRATIONS™

Available Finishes



G10 WN EB ORB

A full finish index is located on pages 12-15.


Product Number	Type of Hardware
1581-2-G10	Oversized Knob – 1 3/4"
1581-2-WN	Oversized Knob – 1 3/4"
1581-2-EB	Oversized Knob – 1 3/4"
1581-2-ORB	Oversized Knob – 1 3/4"

Additional collection images are located on page 80.



ALLISON™ VALUE HARDWARE

Available Finishes



G10 WN ORB GPH

A full finish index is located on pages 108-112.

Product Number	Type of Hardware
55228-G10	Appliance Pull – 18"
55227-G10	Appliance Pull – 12"
55226-G10	Appliance Pull – 8"
55221-2-G10	Oversized Knob – 1 2/3"
55228-WN	Appliance Pull – 18"
55227-WN	Appliance Pull – 12"
55226-WN	Appliance Pull – 8"
55221-2-WN	Oversized Knob – 1 2/3"
55228-ORB	Appliance Pull – 18"
55227-ORB	Appliance Pull – 12"
55226-ORB	Appliance Pull – 8"
55221-2-ORB	Oversized Knob – 1 2/3"
55228-GPH	Appliance Pull – 18"
55227-GPH	Appliance Pull – 12"
55226-GPH	Appliance Pull – 8"
55221-2-GPH	Oversized Knob – 1 2/3"

Additional collection images are located on page 114.

Available Finishes



G10 ORB

A full finish index is located on pages 108-112.

Product Number	Type of Hardware
55248-G10	Appliance Pull – 18"
55247-G10	Appliance Pull – 12"
55246-G10	Appliance Pull – 8"
55248-ORB	Appliance Pull – 18"
55247-ORB	Appliance Pull – 12"
55246-ORB	Appliance Pull – 8"

Additional collection images are located on page 115.





**ALLISON™ VALUE
HARDWARE**

Popular, time tested basics
in design and finishes at an
affordable price.

SILVER TONES



26

Polished Chrome



26D

Brushed Chrome



SCH

Brushed Chrome



CH

Polished Chrome



G9

Sterling Nickel



G10

Satin Nickel



WN

Weathered Nickel



GOLD TONES



3

Polished Brass



B

Polished Brass



PB

Polished Brass



EB

Elegant Brass



BRB

Brushed Brass



LB

Light Antique Brass



AE

Antique Brass



AB

Antique Brass



ABS

Antique Brass



BB

Burnished Brass



R1

Regency Brass



R2

Weathered Brass



R3

Rustic Brass



RUSTIC TONES



AC

Antique Copper



WC

Weathered Copper



RBZ

Rustic Bronze

DARK TONES



WI

Wrought Iron



WID

Wrought Iron Dark



ORB

Oil-Rubbed Bronze



GPH

Graphite



BN

Black Nickel



BNB

Black Nickel (Solid Brass)



FB

Flat Black

COLORS



30

White



W

White



54

White



PW

White



GW

White Ceramic



DEL

White with Pattern



WHT

White or White with Pattern



CW1

White Ceramic with Blue Pattern



GC


White Ceramic with Gray Circle




BON

Bone (Almond)


COLORS



TWO-TONED



TWO-TONED



WOOD TONES



WOOD

Unfinished Wood



WDMA

Unfinished Wood, Maple



MA1

Natural Stained Wood



WD

Unfinished Wood, Birch



WDO

Unfinished Wood, Oak



WDCH

Unfinished Wood, Cherry



MA2

Spiced Stained Wood



MA4

Cherry Stained Wood



Celebrating Our People ...
John Kratt
Consumer Research Manager


Q: What impact does the consumer feel that hardware has on their kitchen?

A: "For many homeowners, Decorative Cabinet Hardware remains the kitchen's hidden jewel. Our core consumer realizes that when it comes time to remodeling the kitchen that cabinet hardware provides the "biggest bang for the buck." Seriously, for the cost, time, and tools required, what other product can change the entire look and feel of the kitchen? Remember, cabinet hardware covers the kitchen floor-to-ceiling and wall-to-wall ... no other product in the kitchen comes close to what decorative hardware can do for such minimal effort/investment."



ALLISON™ VALUE HARDWARE

Available Finishes



G10 WN ORB GPH

A full finish index is located on pages 108-112.

Product Number	Type of Hardware
55228-G10*	Appliance Pull* – 18"
55227-G10*	Appliance Pull* – 12"
55226-G10*	Appliance Pull* – 8"
55225-G10	Pull – 160mm
55224-G10	Pull – 128mm
55223-G10	Pull – 96mm
55222-G10	Pull – 3"
55221-2-G10*	Oversized Knob* – 3"
55220-G10	Knob – 2 5/8"
55228-WN*	Appliance Pull* – 18"
55227-WN*	Appliance Pull* – 12"
55226-WN*	Appliance Pull* – 8"
55225-WN	Pull – 160mm
55224-WN	Pull – 128mm
55223-WN	Pull – 96mm
55222-WN	Pull – 3"
55221-2-WN*	Oversized Knob* – 3"
55220-WN	Knob – 2 5/8"
55228-ORB*	Appliance Pull* – 18"
55227-ORB*	Appliance Pull* – 12"
55226-ORB*	Appliance Pull* – 8"
55225-ORB	Pull – 160mm
55224-ORB	Pull – 128mm
55223-ORB	Pull – 96mm
55222-ORB	Pull – 3"
55221-2-ORB*	Oversized Knob* – 3"
55220-ORB	Knob – 2 5/8"
55228-GPH*	Appliance Pull* – 18"
55227-GPH*	Appliance Pull* – 12"
55226-GPH*	Appliance Pull* – 8"
55225-GPH	Pull – 160mm
55224-GPH	Pull – 128mm
55223-GPH	Pull – 96mm
55222-GPH	Pull – 3"
55221-2-GPH*	Oversized Knob* – 3"
55220-GPH	Knob – 2 5/8"

*Appliance pull and oversized knob images are located on page 105.



ALLISON™ VALUE HARDWARE

Available Finishes



26 G10 EB BB ORB



BN FB

A full finish index is located on pages 108-112.

Product Number	Type of Hardware
53013-26	Pull – 3"
55248-G10*	Appliance Pull* – 18"
55247-G10*	Appliance Pull* – 12"
55246-G10*	Appliance Pull* – 8"
55245-G10	Pull – 160mm
55244-G10	Pull – 128mm
55243-G10	Pull – 96mm
53013-G10	Pull – 3"
53013-EB	Pull – 3"
53013-BB	Pull – 3"
55248-ORB*	Appliance Pull* – 18"
55247-ORB*	Appliance Pull* – 12"
55246-ORB*	Appliance Pull* – 8"
55245-ORB	Pull – 160mm
55244-ORB	Pull – 128mm
55243-ORB	Pull – 96mm
53013-ORB	Pull – 3"
53013-BN	Pull – 3"
53013-FB	Pull – 3"

*Appliance pull and oversized knob images are located on page 105.



ALLISON™ VALUE HARDWARE

Available Finishes



26 G10 3 BB ORB



FB

A full finish index is located on pages 108-112.

Product Number	Type of Hardware
53000-26	Knob – 1 1/4"
53001-26	Knob – 1 1/4"
53002-26	Knob – 1 3/16"
53005-26	Knob – 1 1/4"
53000-G10	Knob – 1 1/4"
53001-G10	Knob – 1 1/4"
53002-G10	Knob – 1 3/16"
53005-G10	Knob – 1 1/4"
53000-3	Knob – 1 1/4"
53001-3	Knob – 1 1/4"
53002-3	Knob – 1 3/16"
53005-3	Knob – 1 1/4"
53000-BB	Knob – 1 1/4"
53001-BB	Knob – 1 1/4"
53002-BB	Knob – 1 3/16"
53005-BB	Knob – 1 1/4"
53001-ORB	Knob – 1 1/4"
53002-ORB	Knob – 1 3/16"
53005-ORB	Knob – 1 1/4"
53000-FB	Knob – 1 1/4"
53001-FB	Knob – 1 1/4"
53002-FB	Knob – 1 3/16"
53005-FB	Knob – 1 1/4"

Available Finishes



26 G10 FB

A full finish index is located on pages 108-112.

Product Number	Type of Hardware
53016-26	Pull – 1"
53016-G10	Pull – 1"
53016-FB	Pull – 1"



53000-G10
1 1/4" dia.



53001-G10
1 1/4" dia.



53002-G10
1 3/16" dia.



53005-G10
1 1/4" dia.



53016-G10
1" ctr.

ALLISON™ VALUE HARDWARE

Available Finishes



26 G10 3 EB BB



ORB BN FB

A full finish index is located on pages 108-112.

Product Number	Type of Hardware
53003-26	Pull – 96mm
53004-26	Pull – 96mm
53006-26	Pull – 3"
53007-26	Pull – 3"
53008-26	Pull – 3"
53009-26	Pull – 3"
53010-26	Cup Pull – 3"
53003-G10	Pull – 96mm
53004-G10	Pull – 96mm
53006-G10	Pull – 3"
53007-G10	Pull – 3"
53008-G10	Pull – 3"
53009-G10	Pull – 3"
53010-G10	Cup Pull – 3"
53003-3	Pull – 96mm
53004-3	Pull – 96mm
53006-3	Pull – 3"
53007-3	Pull – 3"
53008-3	Pull – 3"
53009-EB	Pull – 3"
53010-EB	Cup Pull – 3"
53003-BB	Pull – 96mm
53004-BB	Pull – 96mm
53006-BB	Pull – 3"
53007-BB	Pull – 3"
53008-BB	Pull – 3"
53010-BB	Cup Pull – 3"
53003-ORB	Pull – 96mm
53004-ORB	Pull – 96mm
53006-ORB	Pull – 3"
53009-BN	Pull – 3"
53010-BN	Cup Pull – 3"
53003-FB	Pull – 96mm
53004-FB	Pull – 96mm
53006-FB	Pull – 3"
53007-FB	Pull – 3"
53008-FB	Pull – 3"
53009-FB	Pull – 3"
53010-FB	Cup Pull – 3"



53003-G10
96mm ctr.



53004-G10
96mm ctr.



53006-G10
3" ctr.



53007-G10
3" ctr.



53008-G10
3" ctr.




53009-G10
3" ctr.



53010-G10
3" ctr.

ALLISON™ VALUE HARDWARE

Available Finishes




A full finish index is located on pages 108-112.

Product Number	Type of Hardware
53018-26	Knob – 1 3/8"
53014-26	Knob – 1 3/8"
53011-26	Knob – 1 1/4"
53012-26	Knob – 1 1/4"
53015-26	Knob – 1 1/4"
53018-G10	Knob – 1 3/8"
53014-G10	Knob – 1 3/8"
53011-G10	Knob – 1 1/4"
53012-G10	Knob – 1 1/4"
53015-G10	Knob – 1 1/4"
53018-3	Knob – 1 3/8"
53014-3	Knob – 1 3/8"
53011-3	Knob – 1 1/4"
53012-3	Knob – 1 1/4"
53015-3	Knob – 1 1/4"
53018-EB	Knob – 1 3/8"
53014-EB	Knob – 1 3/8"
53011-EB	Knob – 1 1/4"
53012-EB	Knob – 1 1/4"
53015-EB	Knob – 1 1/4"
53012-BB	Knob – 1 1/4"
53018-ORB	Knob – 1 3/8"
53014-ORB	Knob – 1 3/8"
53011-ORB	Knob – 1 1/4"
53015-ORB	Knob – 1 1/4"
53014-BN	Knob – 1 3/8"
53011-BN	Knob – 1 1/4"
53012-BN	Knob – 1 1/4"
53015-BN	Knob – 1 1/4"
53018-FB	Knob – 1 3/8"
53014-FB	Knob – 1 3/8"
53011-FB	Knob – 1 1/4"
53012-FB	Knob – 1 1/4"
53015-FB	Knob – 1 1/4"



ALLISON™ VALUE HARDWARE

Available Finishes



A full finish index is located on pages 108-112.

Product Number	Type of Hardware
1450-26	Pull – 3"
1452-G10	Pull – 4"
53019-G10	Cup Pull – 2 1/2"
53019-WN	Cup Pull – 2 1/2"
1452-3	Pull – 4"
1451-3	Pull – 3 1/2"
1450-3	Pull – 3"
53019-3	Cup Pull – 2 1/2"
1452-AE	Pull – 4"
53019-BB	Cup Pull – 2 1/2"
53019-R3	Cup Pull – 2 1/2"
53019-WI	Cup Pull – 2 1/2"
1452-BNB	Pull – 4"
53019-FB	Cup Pull – 2 1/2"

Available Finish



A full finish index is located on pages 108-112.

Product Number	Type of Hardware
1411-3	Pull – 3"
1423-3	Knob – 1"



ALLISON™ VALUE HARDWARE

Available Finishes



26 G10 3 BB FB

A full finish index is located on pages 108-112.

Product Number	Type of Hardware
53021-26 53022-26	Pull – 96mm Knob – 1 1/4"
53021-G10 53022-G10	Pull – 96mm Knob – 1 1/4"
53021-3 53022-3	Pull – 96mm Knob – 1 1/4"
53021-BB 53022-BB	Pull – 96mm Knob – 1 1/4"
53021-FB 53022-FB	Pull – 96mm Knob – 1 1/4"

Available Finishes



26 G10 WN 3 EB



BB ORB FB

A full finish index is located on pages 108-112.

Product Number	Type of Hardware
53470-26 53471-26	Pull – 3" Knob – 1 1/4"
53470-G10 53471-G10	Pull – 3" Knob – 1 1/4"
53470-WN 53471-WN	Pull – 3" Knob – 1 1/4"
53470-3 53471-3	Pull – 3" Knob – 1 1/4"
53470-EB 53471-EB	Pull – 3" Knob – 1 1/4"
53470-BB 53471-BB	Pull – 3" Knob – 1 1/4"
53470-ORB 53471-ORB	Pull – 3" Knob – 1 1/4"
53470-FB 53471-FB	Pull – 3" Knob – 1 1/4"



53021-G10
96mm ctr.



53022-G10
1 1/4" dia.




53470-G10
3" ctr.



53471-G10
1 1/4" dia.

ALLISON™ VALUE HARDWARE

Available Finishes



CH SCH G10 PB LB




ORB

A full finish index is located on pages 108-112.

Product Number	Type of Hardware
173CH 174CH	Pull – 3" Pull – 3"
172SCH 174SCH 253SCH 254SCH	Pull – 3" Pull – 3" Pull – 3" Pull – 3"
172G10 173G10 174G10 253G10 1908-G10	Pull – 3" Pull – 3" Pull – 3" Pull – 3" Pull – 3"
173PB 253PB 254PB 1908-PB	Pull – 3" Pull – 3" Pull – 3" Pull – 3"
172LB 253LB	Pull – 3" Pull – 3"
173-ORB 174-ORB	Pull – 3" Pull – 3"

Available Finishes



WN WI

A full finish index is located on pages 108-112.

Product Number	Type of Hardware
53017-WN	Knob – 1 1/4"
53017-WI	Knob – 1 1/4"



173CH
3" ctr.



172SCH
3" ctr.



174SCH
3" ctr.



253SCH
3" ctr.



254SCH
3" ctr.




1908-G10
3" ctr.



53017-WN
1 1/4" ctr.

ALLISON™ VALUE HARDWARE

Available Finishes



A full finish index is located on pages 108-112.

Product Number	Type of Hardware
53023-26 710-26 1910-26 1950-26	Knob – 1 1/4"
1910-26D 1950-26D	Knob – 1 1/4"
53023-G10 1910-G10 1950-G10 1443-G10	Knob – 1 1/4"
53023-3 710-3 1443-3	Knob – 1 1/4"
1910-PB	Knob – 1 1/4"
1950-B	Knob – 1 1/4"
1950-AE	Knob – 1 1/4"
53023-BB	Knob – 1 1/4"
1950-BRB	Knob – 1 1/4"
1950-ORB 1443-ORB	Knob – 1 1/4"
1910-BN	Knob – 1 1/4"
1950-BNB 1443-BNB	Knob – 1 1/4"
53023-FB	Knob – 1 1/4"
710-MB	Knob – 1 1/4"
1950-NBZ	Knob – 1 1/4"



ALLISON™ VALUE HARDWARE

Available Finishes




A full finish index is located on pages 108-112.

Product Number	Type of Hardware
76272-G9	Pull – 3"
1952-G10 1951-G10 4261-G10	Pull – 3 1/2"
3441-3 76272-3 76273-3 76280-3	Pull – 3"
252PB	Pull – 3"
1951-B 4261-B	Pull – 3"
252LB	Pull – 3"
3441-BB	Pull – 3"
76272-R1 76273-R1 76280-R1	Pull – 3"
4261-WID	Pull – 3"
1952-BNB 1951-BNB	Pull – 3 1/2"
3441-GW 76280-GW	Pull – 3"
3441-MB 76280-MB	Pull – 3"



ALLISON™ VALUE HARDWARE

Available Finishes



26 3

A full finish index is located on pages 108-112.

Product Number	Type of Hardware
3414-26	Knob – 1 3/4"
552-26	Knob – 1 1/2"
3413-26	Knob – 1 1/2"
551-26	Knob – 1 1/16"
69151	Knob – 1 1/2"
69152	Knob – 1 1/2"
3414-3	Knob – 1 3/4"
3413-3	Knob – 1 1/2"

Available Finishes



26 26D G10 B AE



BNB

A full finish index is located on pages 108-112.

Product Number	Type of Hardware
1950H-26	Knob – 1 1/4"
1950H-26D	Knob – 1 1/4"
1950H-G10	Knob – 1 1/4"
1950H-B	Knob – 1 1/4"
1950H-AE	Knob – 1 1/4"
1950H-BNB	Knob – 1 1/4"



ALLISON™ VALUE HARDWARE

Available Finish




G10

A full finish index is located on pages 108-112.

Product Number	Type of Hardware
52998-G10	Pull – 128mm
52997-G10	Pull – 96mm

Available Finishes



ABS AC BL CB

A full finish index is located on pages 108-112.

Product Number	Type of Hardware
410ABS	Pull – 3 1/4"
3401-AC	Pull – 3 1/4"
410BL	Pull – 3 1/4"
3401-CB	Pull – 3 1/4"

Available Finishes



AC CB

A full finish index is located on pages 108-112.

Product Number	Type of Hardware
3403-AC	Knob – 1 1/4"
3403-CB	Knob – 1 1/4"



ALLISON™ VALUE HARDWARE

Available Finishes



26 3 BJ

A full finish index is located on pages 108-112.

Product Number	Type of Hardware
5527-26	Pull – 96mm
69153	Pull – 3"
3416-26	Pull – 3"
3415-26	Pull – 2 3/4"
69154	Pull – 3"
3416-3	Pull – 3"
3415-3	Pull – 2 3/4"
5527-BJ	Pull – 96mm

Available Finishes



26D 3

A full finish index is located on pages 108-112.

Product Number	Type of Hardware
30647-26D	Knob – 1 1/4"
30647-3	Knob – 1 1/4"

Available Finishes



G9 R1

A full finish index is located on pages 108-112.

Product Number	Type of Hardware
76270-G9	Knob – 1 1/2"
76270-R1	Knob – 1 1/2"



30647-26D
1 1/4" dia.



76270-G9
1 1/2" length

ALLISON™ VALUE HARDWARE

Available Finishes



26 26D G10 3 BB



BN BNB W

A full finish index is located on pages 108-112.

Product Number	Type of Hardware
1970-26	Pull – 96mm
76312-26	Pull – 4"
76312CS-26	Pull – 4"
76313-26	Pull – 96mm
76313CS-26	Pull – 96mm
867-26	Pull – 3 1/2"
867CS-26	Pull – 3 1/2"
865-26	Pull – 3"
865CS-26	Pull – 3"
979-26D	Pull – 4"
978-26D	Pull – 3 1/2"
977-26D	Pull – 3"
1970-26D	Pull – 96mm
76312-26D	Pull – 4"
76312CS-26D	Pull – 4"
76313-26D	Pull – 96mm
76313CS-26D	Pull – 96mm
867-26D	Pull – 3 1/2"
867CS-26D	Pull – 3 1/2"
865-26D	Pull – 3"
865CS-26D	Pull – 3"
1970-G10	Pull – 96mm
76312-G10	Pull – 4"
76312CS-G10	Pull – 4"
76313-G10	Pull – 96mm
76313CS-G10	Pull – 96mm
867-G10	Pull – 3 1/2"
867CS-G10	Pull – 3 1/2"
865-G10	Pull – 3"
865CS-G10	Pull – 3"
76312-3	Pull – 4"
76312CS-3	Pull – 4"
76313-3	Pull – 96mm
76313CS-3	Pull – 96mm
867-3	Pull – 3 1/2"
867CS-3	Pull – 3 1/2"
865-3	Pull – 3"
865CS-3	Pull – 3"
865-BB	Pull – 3"
865-BN	Pull – 3"
978-BN	Pull – 3 1/2"
76313-BN	Pull – 96mm
867-BN	Pull – 3 1/2"
1970-BNB	Pull – 96mm
977-W	Pull – 3"



ALLISON™ VALUE HARDWARE


Available Finishes



AE

A full finish index is located on pages 108-112.

Product Number	Type of Hardware
149-AE	Pull – 3"
156-AE	Pull – 3"
176-AE	Pull – 3"
178-AE	Pull – 3"
638-AE	Pull – 3"
644-AE	Pull – 3"
859-AE	Pull – 3"
76393-AE	Pull – 3"



ALLISON™ VALUE HARDWARE


Available Finishes



AE ABS BB AC RBZ

A full finish index is located on pages 108-112.

Product Number	Type of Hardware
3468-AE	Pull – 3"
3470-AE	Pull – 3"
76223-AE	Pull – 3"
714ABS	Pull – 3"
894ABS	Pull – 3"
743-BB	Pull – 3"
3421-BB	Pull – 3"
3434-AC	Pull – 3"
76282-RBZ	Pull – 3"



ALLISON™ VALUE HARDWARE

Available Finishes



A full finish index is located on pages 108-112.

Product Number	Type of Hardware
728-3	Knob – 2"
76209-3	Knob – 1 1/8"
591AE	Knob – 1 1/4"
643-AE	Knob – 1 1/16"
728-AE	Knob – 1 1/4"
755-AE	Knob – 1 1/4"
778-AE	Knob – 2"
776-AE	Knob – 1 1/4"
3448-AE	Knob – 1 3/8"
3410-AE	Knob – 1 1/2"
594-AE	Knob – 1 1/2"
3467-AE	Knob – 1 1/16"
76209-AE	Knob – 1 1/8"
69169	Knob – 1 1/2"
125ABS	Knob – 1 1/4"
159ABS	Knob – 1 1/2"
497ABS	Knob – 1 1/16"
890ABS	Knob – 1 1/2"
3433-AC	Knob – 1 1/2"
497BL	Knob – 1 1/16"



591-AE
1 1/4" dia.



76209-3
1 1/8" dia.



728-AE
1 1/4" dia.



643-AE
1 1/16" dia.



778-AE
2" dia.



755-AE
1 1/4" dia.



3448-AE
1 3/8" dia.



776-AE
1 1/4" dia.



594-AE
1 1/2" dia.



3410-AE
1 1/2" dia.



159ABS
1 1/2" dia.



3467-AE
1 1/16" dia.



3433-AC
1 1/2" dia.



125ABS
1 1/4" dia.



890ABS
1 1/2" dia.



497ABS
1 1/16" dia.



69169
1 1/2" dia.

ALLISON™ VALUE HARDWARE

Available Finishes



A full finish index is located on pages 108-112.

Product Number	Type of Hardware
1453-3	Pull – 3"
750-3	Pull – 3"
761-3	Pull – 3"
2379-B	Pull – 3"
14465PB	Pull – 3"
76290-R1	Pull – 3"
76292-R1	Pull – 3"
76292-RBZ	Pull – 3"
750-GW	Pull – 3"

GW

A full finish index is located on pages 108-112.



1453-3
3" ctr.



750-3
3" ctr.



761-3
3" ctr.



2379-B
3" ctr.



14465PB
3" ctr.



76290-R1
3" ctr.



76292-R1
3" ctr.



76292-RBZ
3" ctr.

ALLISON™ VALUE HARDWARE


Available Finishes



G10


A full finish index is located on pages 108-112.

Product Number	Type of Hardware
52989-G10	Pull – 96mm
52990-G10	Pull – 96mm
52999-G10	Pull – 96mm
52991-G10	Pull – 96mm
52992-G10	Pull – 96mm
52993-G10	Pull – 96mm
52994-G10	Pull – 96mm
52995-G10	Pull – 96mm
52996-G10	Pull – 96mm



ALLISON™ VALUE HARDWARE

Available Finishes



26D CH G9 G10 BNB

A full finish index is located on pages 108-112.

Product Number	Type of Hardware
30535-26D	Pull – 3"
170CH	Pull – 3"
981-G9	Pull – 3"
171G10	Pull – 3"
4266-BNB	Pull – 96mm



Available Finish



SCH CH


A full finish index is located on pages 108-112.

Product Number	Type of Hardware
943SCH	Pull – 4"
942SCH	Pull – 3"
942CH	Pull – 3"



ALLISON™ VALUE HARDWARE

Available Finishes



A full finish index is located on pages 108-112.

Product Number	Type of Hardware
3443-3	Knob – 1 3/16"
1447-3	Knob – 1 3/8"
1424-3	Knob – 1 1/4"
1427-3	Knob – 1 1/4"
1430-3	Knob – 1 1/4"
728-3	Knob – 1 1/4"
69267	Knob – 1 1/16"
69268	Knob – 1 5/16"
255PB	Knob – 1 1/4"
256PB	Knob – 1 1/4"
256LB	Knob – 1 1/4"
848LB	Knob – 1 3/8"
728-AE	Knob – 1 1/4"
875AB	Knob – 1 3/8"
3443-BB	Knob – 1 3/16"
3423-BB	Knob – 1 1/2"
76291-R1	Knob – 1 1/4"
989-R1	Knob – 1 3/8"
76294-R1	Knob – 1 3/16"
76281-RBZ	Knob – 1 1/16"
3443-GW	Knob – 1 3/16"
3443-MB	Knob – 1 3/16"



1447-3
1 3/8" dia.



1424-3
1 1/4" dia.



1427-3
1 1/4" dia.



1430-3
1 1/4" dia.



728-3
1 1/4" dia.



69267
1 1/16" dia.



69268
1 5/16" dia.



255PB
1 1/4" dia.



848LB
1 3/8" dia.



256PB
1 1/4" dia.



875AB
1 3/8" dia.



3443-BB
1 3/16" dia.



3423-BB
1 1/2" dia.



989-R1
1 3/8" dia.



76291-R1
1 1/4" dia.




76294-R1
1 3/16" dia.



76281-RBZ
1 1/16" dia.

ALLISON™ VALUE HARDWARE

Available Finishes




A full finish index is located on pages 108-112.

Product Number	Type of Hardware
4271-26	Knob – 1 1/4"
14404SCH	Knob – 1 3/16"
14408SCH	Knob – 1 11/16"
14403SCH	Knob – 1 5/16"
14401CH	Knob – 1 1/4"
831CH	Knob – 1 1/4"
973CH	Knob – 1 3/16"



4271-26
1 1/4" dia.



14404SCH
1 3/16" dia.



14408SCH
1 11/16" length



14403SCH
1 5/16" dia.



14401CH
1 1/4" dia.




831CH
1 1/4" dia.



973CH
1 3/16" dia.

Available Finish



A full finish index is located on pages 108-112.

Product Number	Type of Hardware
544	Knob – 1 1/2"
543	Knob – 1 1/4"
770-3	Knob – 1 1/8"



544
1 1/2" dia.



543
1 1/4" dia.



770-3
1 1/8" dia.

Available Finish



A full finish index is located on pages 108-112.

Product Number	Type of Hardware
1355AB	Knob – 1 3/8"
1356AB	Backplate – 1 3/8"



1355AB
1 3/8" dia.



1356AB
1 3/8" dia.

ALLISON™ VALUE HARDWARE

Available Finishes



3 BB

A full finish index is located on pages 108-112.


Product Number	Type of Hardware
3444-3	Backplate Knob – 3 11/16"
759-3	Backplate Pull – 3"
30320-3	Backplate Knob – 1 7/8"
760-3	Backplate Knob – 1 3/4"
3426-BB	Backplate Pull – 3"
3422-BB	Backplate Pull – 3"
3444-BB	Backplate Knob – 3 11/16"




759-3
3" ctr.



3426-BB
3" ctr.



3422-BB
3" ctr.



3444-BB
3 11/16" length



30320-3
1 7/8" dia.



760-3
1 3/4" dia.

ALLISON™ VALUE HARDWARE

Available Finishes



AE BB

A full finish index is located on pages 108-112.

Product Number	Type of Hardware
176C-AE	Pull – 3"
183C-AE	Pull – 3"
735-AE	Pull – 3"
3424-BB	Pull – 3"



176C-AE
3" ctr.



183C-AE
3" ctr.



735-AE
3" ctr.



3424-BB
3" ctr.

Available Finish



AE

A full finish index is located on pages 108-112.

Product Number	Type of Hardware
876-AE	Pull – 3"
886-AE	Knob – 1"



876-AE
3" ctr.



886-AE
1" dia.

ALLISON™ VALUE HARDWARE

Available Finishes



AE ABS BB

A full finish index is located on pages 108-112.

Product Number	Type of Hardware
152-AE	Pull – 3"
70612-AE	Pull – 2 1/2"
871-AE	Pull – 3"
766-AE	Pull – 2 1/2"
768-AE	Pull – 2 3/4"
573ABS	Pull – 3"
802ABS	Pull – 3"
3425-BB	Pull – 3"



ALLISON™ VALUE HARDWARE

Available Finishes



AE ABS BB

A full finish index is located on pages 108-112.

Product Number	Type of Hardware
888-AE	Knob – 1 3/8"
888ABS	Knob – 1 1/2"
3427-BB	Knob – 1 3/8"



Available Finishes



BNB 263 326 BN3

A full finish index is located on pages 108-112.

Product Number	Type of Hardware
1965-BNB	Pull – 3 1/2"
1964-BNB	Pull – 3"
1963-BNB	Knob – 3/4"
1964-263	Pull – 3"
1963-263	Knob – 3/4"
4269-326	Pull – 3"
4269-BN3	Pull – 3"



ALLISON™ VALUE HARDWARE

Available Finishes



LB ABS 30 OM 26W



BC W3

A full finish index is located on pages 108-112.

Product Number	Type of Hardware
885LB	Knob – 1 1/4"
879ABS	Knob – 1 1/4"
69228	Knob – 1 1/4"
727-30	Knob – 1 1/4"
878-30	Knob – 1 1/4"
856-30	Knob – 1"
878-OM	Knob – 1 1/4"
76246-26W	Knob – 1 1/4"
1956-BC	Knob – 1 1/4"
76246-W3	Knob – 1 1/4"

Available Finish



BB

A full finish index is located on pages 108-112.

Product Number	Type of Hardware
861-BB	Pull – 3"
862-BB	Knob – 1 1/4"
14610	Knob – 1 1/4"



885LB
1 1/4" dia.



879ABS
1 1/4" dia.



69228
1 1/4" dia.



727-30
1 1/4" dia.



878-30
1 1/4" dia.



856-30
1" dia.



1956-BC
1 1/4" dia.



76246-W3
1 1/4" dia.



861-BB
3" ctr.



862-BB
1 1/4" dia.



14610
1 1/4" dia.

ALLISON™ VALUE HARDWARE

Available Finishes



AB WCH 30A WPB FWB



WB FWP OB O3 OPB



26W W3

A full finish index is located on pages 108-112.

Product Number	Type of Hardware
76244-AB	Knob – 1 1/4"
14351WCH	Knob – 1 3/16"
262WCH	Knob – 1 1/4"
1422-30A	Knob – 1 1/4"
244WPB	Knob – 1 1/4"
262WPB	Knob – 1 1/4"
76244-FWB	Knob – 1 1/4"
76244-WB	Knob – 1 1/4"
244FWP	Knob – 1 1/4"
76244-OB	Knob – 1 1/4"
76244-O3	Knob – 1 1/4"
2650PB	Knob – 1 1/4"
76244-26W	Knob – 1 1/4"
76244-W3	Knob – 1 1/4"



1422-30A
1 1/4" dia.



244WPB
1 1/4" dia.



262WPB
1 1/4" dia.



76244-26W
1 1/4" dia.



2650PB
1 1/4" dia.



14351WCH
1 3/16" dia.

ALLISON™ VALUE HARDWARE

Available Finishes



AB WCH WPB WAB FWB



WB AL3 FWP OB O3



OLB PBOK OPB 26W W3



A3 BNW

A full finish index is located on pages 108-112.

Product Number	Type of Hardware
76245-AB	Pull – 3"
263WCH	Pull – 3"
245WPB 14222WPB	Pull – 3" Pull – 3"
245WAB	Pull – 3"
76243-FWB 69141	Pull – 3" Pull – 3"
76243-WB 76245-WB	Pull – 3" Pull – 3"
76245-AL3	Pull – 3"
245FWP	Pull – 3"
76243-OB 76245-OB	Pull – 3" Pull – 3"
76245-O3	Pull – 3"
245OLB	Pull – 3"
1925-PBOK 69143	Pull – 3" Pull – 3"
2660PB	Pull – 3"
76242-26W 76245-26W	Pull – 3" Pull – 3"
76243-W3 76245-W3 69144	Pull – 3" Pull – 3" Pull – 3"
76245-A3	Pull – 3"
76245-BNW	Pull – 3"



76242-26W
3" ctr.



263WCH
3" ctr.



76245-26W
3" ctr.

ALLISON™ VALUE HARDWARE

Available Finishes



MB

A full finish index is located on pages 108-112.

Product Number	Type of Hardware
874-MB	Pull – 3"
710-MB	Knob – 1/4"
853-MB	Knob – 3/16"



874-MB
3" ctr.



710-MB
1 1/4" dia.



853-MB
1 3/16" dia.



Celebrating Our People ...
Tiffany Mallory
Associate Product Manager

Q: Tell me a little about the thought behind 2009 Spring Launch?

A: "To sweep the market with all the product solutions they've asked for: latest trends in finish and design, full offering of sizes in the best collections, and top-selling designs with the Amerock brand."

ALLISON™ VALUE HARDWARE

Available Finishes




WOOD WDMA MA1 WD WDO



WDCH MA2 MA4

A full finish index is located on pages 108-112.

Product Number	Type of Hardware
937	Pull – 3"
928	Knob – 2 1/2"
926	Knob – 1 3/4"
932	Knob – 1"
934	Knob – 1 1/2"
933	Knob – 1 1/4"
880-WDMA	Knob – 1 1/2"
881-WDMA	Knob – 1 1/4"
880-MA1	Knob – 1 1/2"
881-MA1	Knob – 1 1/4"
845-WD	Pull – 3 1/2"
847-WD	Pull – 96mm
814-WD	Knob – 2"
813-WD	Knob – 1 1/2"
811-WD	Knob – 1 1/4"
812-WD	Knob – 1"
880-WDO	Knob – 1 1/2"
881-WDO	Knob – 1 1/4"
880-WDCH	Knob – 1 1/2"
881-WDCH	Knob – 1 1/4"
880-MA2	Knob – 1 1/2"
881-MA2	Knob – 1 1/4"
880-MA4	Knob – 1 1/2"




ALLISON™ VALUE HARDWARE

Available Finishes



30 W WHT GC BON



AL HGR BLK BC

A full finish index is located on pages 108-112.

Product Number	Type of Hardware
72002-30	Knob – 1 3/8"
70635-30	Knob – 1 3/16"
1920-W	Knob – 1 1/2"
1927-W	Knob – 1 1/2"
14221WHT	Knob – 1 3/8"
14204WHT	Knob – 1 1/4"
14224WHT	Knob – 1 3/8"
902WHT	Knob – 1 1/4"
217WHT	Knob – 1 1/2"
5322-GC	Knob – 1 1/2"
217BON	Knob – 1 1/2"
14202AL	Knob – 1 1/4"
217HGR	Knob – 1 1/2"
902BLK	Knob – 1 1/4"
217BLK	Knob – 1 1/2"
72001-BK	Knob – 1 1/4"
5322-BC	Knob – 1 1/2"



ALLISON™ VALUE HARDWARE

Available Finishes



DEL WHT CW1

A full finish index is located on pages 108-112.

Product Number	Type of Hardware
221DEL	Knob – 1 1/2"
221WHT	Knob – 1 1/2"
69125	Knob – 1 1/2"
69120	Knob – 1 1/4"
226WHT	Knob – 1 1/4"
69128	Knob – 1 1/2"
937-CW1	Pull – 3"



937-CW1
3" ctr.



221DEL
1 1/2" dia.



69125
1 1/2" dia.



69120
1 1/4" dia.



221WHT
1 1/2" dia.



226WHT
1 1/4" dia.



69128
1 1/2" dia.

ALLISON™ VALUE HARDWARE

Available Finishes



W 54 PW WHT PA



BJ PBK BC

A full finish index is located on pages 108-112.

Product Number	Type of Hardware
977-W	Pull – 3"
5432-54	Pull – 96mm
5433-54	Pull – 96mm
5373-54	Pull – 3"
5314-54	Knob – 1 13/16"
5321-54	Knob – 1 3/16"
5322-54	Knob – 1 1/2"
803-PW	Pull – 3"
802-PW	Knob – 1 1/4"
232WHT	Knob – 1 1/4"
231WHT	Knob – 1"
803-PA	Pull – 3"
802-PA	Knob – 1 1/4"
5373-BJ	Pull – 3"
5432-BJ	Pull – 96mm
5322-BJ	Knob – 1 1/2"
803-PBK	Pull – 3"
802-PBK	Knob – 1 1/4"
5322-BC	Knob – 1 1/2"



977-W
3" ctr.



5432-54
96mm ctr.



5433-54
96mm ctr.



803-PW
3" ctr.



5314-54
1 13/16" length



5321-54
1 3/16" dia.



5322-54
1 1/2" dia.






802-PW
1 1/4" dia.



232WHT
1 1/4" dia.



231WHT
1" dia.



BATH HARDWARE

Finish Index
p.150

Arrondi™
p.151

Markham™
p.152

Clarendon™
p.153

Saybrook Classic™
p.154

Saybrook™
p.155

SILVER TONES



26

Polished Chrome



G10

Satin Nickel



PN

Polished Nickel



SS

Stainless Steel

DARK TONES



ORB

Oil-Rubbed Bronze



Celebrating Our People ...

Betty Schaller
Planner
19 Years with Amerock

Q: What are your favorite Amerock memories?

A: "Too many. My entire adult life has been with Amerock with most of my memories and relationships happening with Amerock. To pick a few, company picnics, working inventory nights until 3a.m. with a hardworking yet fun group of people, cleaning out the filter socks on the roof above hand brush on a 100 degree day. And of course meeting and working with so many people through out the years. Like a huge extended family. Friendships and happy memories that hold strong today. With my best Amerock friend being my husband J.D."

ARRONDI™

Available Finishes



SS

A full finish index is located on page 150.

Product Number	Type of Hardware
26545-SS	24" Double Towel Bar
26544-SS	24" Towel Bar
26543-SS	18" Towel Bar
26546-SS	9" Towel Bar
26541-SS	Towel Ring
26540-SS	Tissue Roll Holder
26542-SS	Robe Hook

26545-SS

26544-SS

26543-SS

26546-SS

26541-SS

26540-SS

26542-SS

Coordinates well with contemporary cabinet hardware located on pages 34 – 45.



Celebrating Our People ...

Teresa Egler
Customer Service Manager
15 Years with Amerock

Q: What is the most challenging thing customer service faces?

A: "The most challenging thing customer service faces is utilizing the technologies and systems that are right for our industry, and adjusting our business model and processes to meet or exceed our customers' expectations."



26545-SS
24" Double Towel Bar



26544-SS
24" Towel Bar



26543-SS
18" Towel Bar



26546-SS
9" Towel Bar



26541-SS
Towel Ring




26540-SS
Tissue Roll Holder



26542-SS
Robe Hook

MARKHAM™

Available Finishes



PN ORB

A full finish index is located on page 150.

Product Number	Type of Hardware
26514-PN	24" Towel Bar
26513-PN	18" Towel Bar
26511-PN	Towel Ring
26510-PN	Tissue Roll Holder
26517-PN	Pivoting Double Post Tissue Roll Holder
26512-PN	Robe Hook
26514-ORB	24" Towel Bar
26513-ORB	18" Towel Bar
26511-ORB	Towel Ring
26510-ORB	Tissue Roll Holder
26517-ORB	Pivoting Double Post Tissue Roll Holder
26512-ORB	Robe Hook

Coordinates well with traditional cabinet hardware located on pages 48 – 69.



26514-PN
24" Towel Bar



26513-PN
18" Towel Bar



26511-PN
Towel Ring



26510-PN
Tissue Roll Holder



26517-PN
Pivoting Double Post
Tissue Roll Holder



26512-PN
Robe Hook

CLARENDON™

Available Finishes



26 G10 ORB

A full finish index is located on page 150.

Product Number	Type of Hardware
26505-26	24" Double Towel Bar
26504-26	24" Towel Bar
26503-26	18" Towel Bar
26501-26	Towel Ring
26500-26	Tissue Roll Holder
26507-26	Pivoting Double Post Tissue Roll Holder
26502-26	Robe Hook
26505-G10	24" Double Towel Bar
26504-G10	24" Towel Bar
26503-G10	18" Towel Bar
26501-G10	Towel Ring
26500-G10	Tissue Roll Holder
26507-G10	Pivoting Double Post Tissue Roll Holder
26502-G10	Robe Hook
26505-ORB	24" Double Towel Bar
26504-ORB	24" Towel Bar
26503-ORB	18" Towel Bar
26501-ORB	Towel Ring
26500-ORB	Tissue Roll Holder
26507-ORB	Pivoting Double Post Tissue Roll Holder
26502-ORB	Robe Hook

Coordinates well with transitional and traditional cabinet hardware located on pages 18 – 31 and 48 – 69.



26505-ORB
24" Double Towel Bar



26504-ORB
24" Towel Bar



26503-ORB
18" Towel Bar



26501-ORB
Towel Ring



26500-ORB
Tissue Roll Holder



26507-ORB
Pivoting Double Post
Tissue Roll Holder



26502-ORB
Robe Hook

SAYBROOK CLASSIC™

Available Finishes



ORB

A full finish index is located on page 150.

Product Number	Type of Hardware
26524-ORB	24" Towel Bar
26523-ORB	18" Towel Bar
26521-ORB	Towel Ring
26520-ORB	Tissue Roll Holder
26522-ORB	Robe Hook

Coordinates well with traditional cabinet hardware located on pages 48 – 69.



26524-ORB
24" Towel Bar



26523-ORB
18" Towel Bar



26521-ORB
Towel Ring



26520-ORB
Tissue Roll Holder



26522-ORB
Robe Hook

SAYBROOK™

Available Finishes



G10

A full finish index is located on page 150.

Product Number	Type of Hardware
26534-G10	24" Towel Bar
26533-G10	18" Towel Bar
26531-G10	Towel Ring
26530-G10	Tissue Roll Holder
26537-G10	Double Post Tissue Roll Holder
26532-G10	Robe Hook

Coordinates well with transitional cabinet hardware located on pages 18 – 31.



26534-G10
24" Towel Bar



26533-G10
18" Towel Bar



26531-G10
Towel Ring




26530-G10
Tissue Roll Holder



26537-G10
Double Post
Tissue Roll Holder



26532-G10
Robe Hook



FUNCTIONAL HARDWARE

Finish Index
p.158

Decorative Hinges
p.160

Concealed Hinges
p.192

Catches
p.198


Accessories
p.205

Drawer Slides
p.208


SILVER TONES



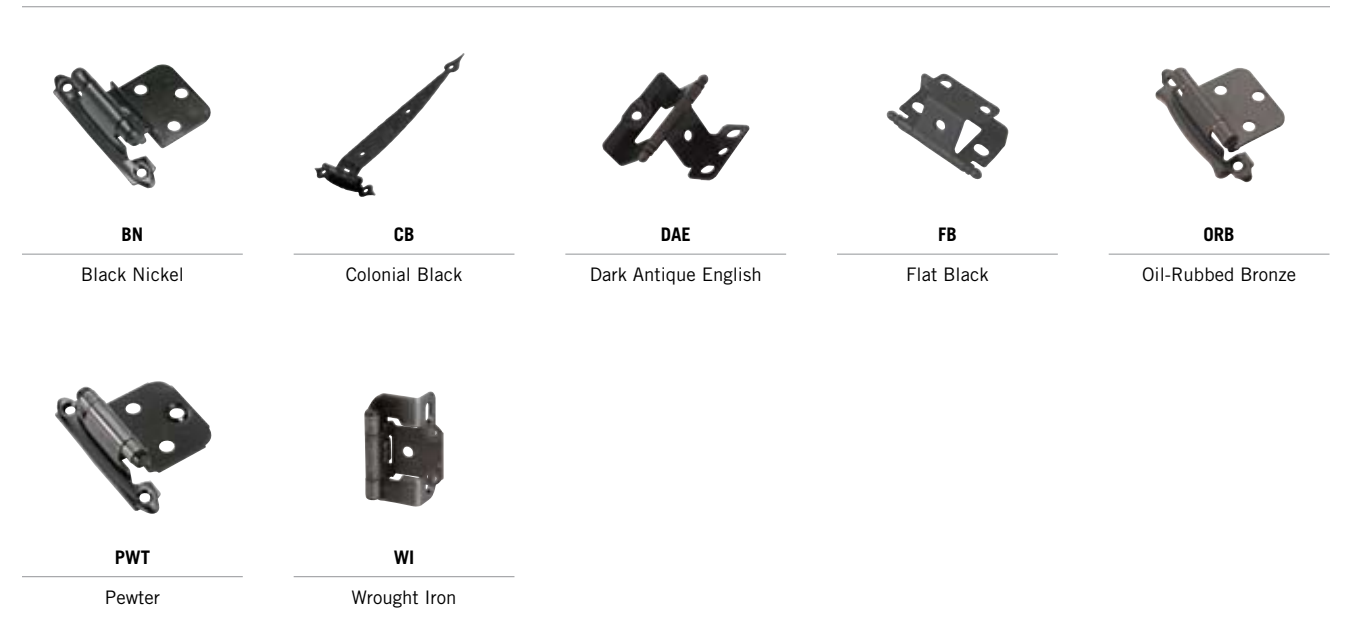
GOLD TONES



RUSTIC TONES




DARK TONES



COLORS



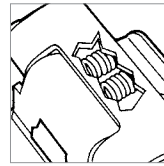
TWO-TONE



FULL WRAP

Features

- Choice of overlays from 1/4" to 5/8", plus 3/8" inset application
- Heavy-duty steel construction
- Wide range of mounting options
- Dual-spring mechanism for quiet, consistent self-closing power
- Choice of door wing styles and hole patterns



Dual-spring mechanism



Overlays from 1/4" to 5/8"

Choice of door wing styles and hole patterns

Heavy duty steel construction

SELF-CLOSING, FULL WRAP

Available Finish



3

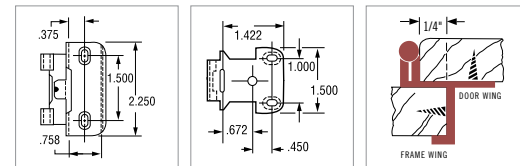
A full finish index is located on page 158.

Product Number	Overlay
7526-3	1/4"

Screws: (2) #6 F.H. x 5/8"; (3) #6 F.H. x 1/2"



7526-3



Available Finish



BB

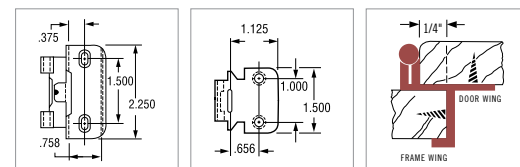
A full finish index is located on page 158.

Product Number	Overlay
7567-BB	1/4"

Screws: (1) #8 T.H. x 3/4"; (2) #6 T.H. x 1/2"



7567-BB



SELF-CLOSING, FULL WRAP

Available Finishes



3 BB

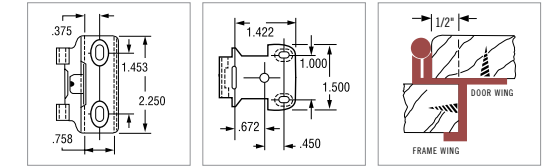
A full finish index is located on page 158.

Product Number	Overlay
7542-3	1/2"
7542-BB	1/2"

Screws: (2) #6 F.H. x 5/8"; (3) #6 F.H. x 1/2"



7542-3



Available Finish



BB

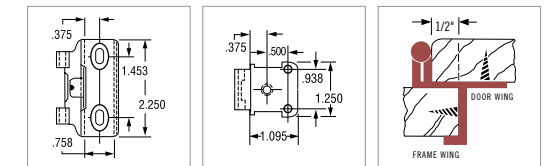
A full finish index is located on page 158.

Product Number	Overlay
7540-BB	1/2"

Screws: (2) #6 F.H. x 5/8"; (3) #5 F.H. x 1/2"



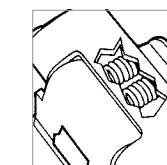
7540-BB



PARTIAL WRAP

Features

- Choice of overlays from 13/64" to 1/2", plus 3/8" inset and reverse bevel applications
- Heavy-duty steel construction
- Wide range of mounting options
- Slotted holes for easy adjustment
- Dual-spring mechanism for quiet, consistent self-closing power
- Choice of door wing styles and hole patterns



Dual-spring mechanism



Overlays from 13/64" to 1/2"

Slotted holes

Choice of door wing styles and hole patterns

Heavy duty steel construction

SELF-CLOSING, PARTIAL WRAP

Available Finishes



G10 WN BB ORB

A full finish index is located on page 158.

Product Number	Overlay
----------------	---------

7566-G10	1/4"
----------	------

7566-WN	1/4"
---------	------

7566-BB	1/4"
---------	------

7566-ORB	1/4"
----------	------

Screws: (2) #6 F.H. x 5/8"; (3) #5 F.H. x 1/2"

Available Finish



BB

A full finish index is located on page 158.

Product Number	Overlay
----------------	---------

7553-BB	1/4"
---------	------

Screws: (2) #5 F.H. x 1/2"; (2) #5 F.H. x 5/8"

Available Finishes



3 AE BB

A full finish index is located on page 158.

Product Number	Overlay
----------------	---------

7534-3	3/8"
--------	------

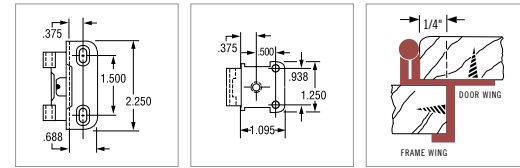
7534-AE	3/8"
---------	------

7534-BB	3/8"
---------	------

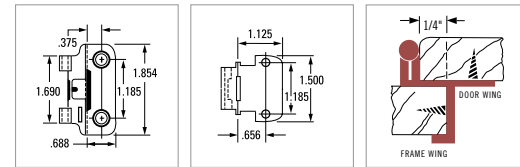
Screws: (2) #6 F.H. x 5/8"; (3) #5 F.H. x 1/2"



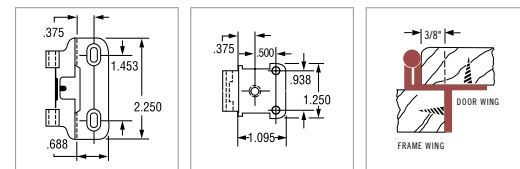
7566-G10



7553-BB




7534-AE



SELF-CLOSING, PARTIAL WRAP

Available Finishes



G10 14 WN 3 BB



WI ORB FB W

A full finish index is located on page 158.

Product Number	Overlay
----------------	---------

7550-G10	1/2"
----------	------

7550-14	1/2"
---------	------

7550-WN	1/2"
---------	------

7550-3	1/2"
--------	------

7550-BB	1/2"
---------	------

7550-WI	1/2"
---------	------

7550-ORB	1/2"
----------	------

7550-FB	1/2"
---------	------

7550-W	1/2"
--------	------

Screws: (2) #6 F.H. x 5/8"; (3) #5 F.H. x 1/2"

Available Finish



BB

A full finish index is located on page 158.

Product Number	Overlay
----------------	---------

7556-BB	1/2"
---------	------

Screws: (2) #6 F.H. x 5/8"; (3) #6 F.H. x 1/2"

Available Finish



O77

A full finish index is located on page 158.

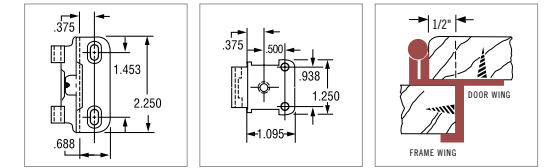
Product Number	Overlay
----------------	---------

7550T1-077	1/2"
------------	------

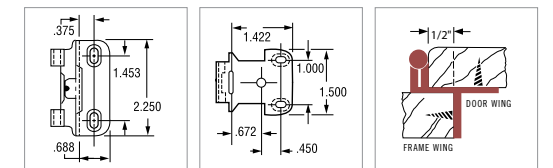
Screws: (2) #6 F.H. x 5/8"; (3) #5 F.H. x 1/2"



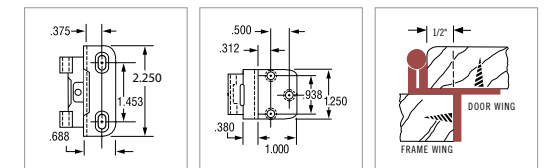
7550-G10



7556-BB



7550T1-077



SELF-CLOSING, PARTIAL WRAP

Available Finish



077

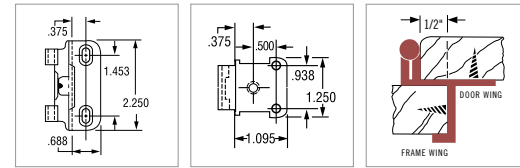
A full finish index is located on page 158.

Product Number	Overlay
7550T2-077	1/2"

Screws: (2) #6 F.H. x 5/8"; (3) #5 F.H. x 1/2"



7550T2-077



Available Finish



BB

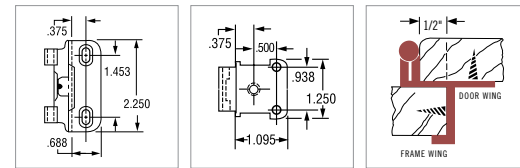
A full finish index is located on page 158.

Product Number	Overlay
7552-BB	1/2"

Screws: (2) #6 F.H. x 5/8"; (2) #7 T.H. x 5/8"



7552-BB



Available Finish




077

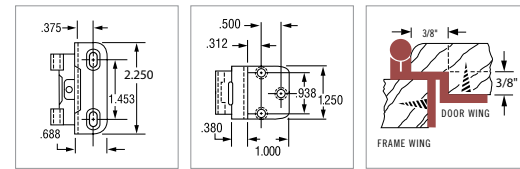
A full finish index is located on page 158.

Product Number	Inset
7565T1-077	3/8"

Screws: (2) #6 T.H. x 5/8"; (3) #6 O.H. x 1/2"



7565T1-077



Available Finish




BB

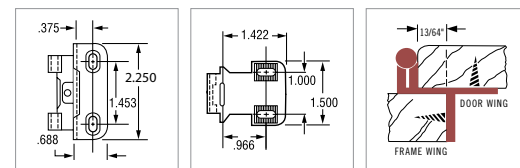
A full finish index is located on page 158.

Product Number	Overlay
7564-BB	13/64"

Screws: (2) #6 F.H. x 5/8"; (2) #7 T.H. x 5/8"



7564-BB



SELF-CLOSING, PARTIAL WRAP

Available Finishes



G10 WN BB ORB

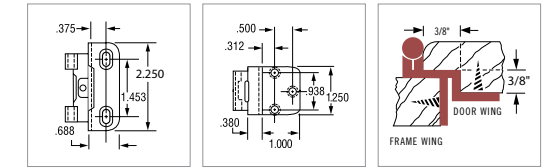
A full finish index is located on page 158.

Product Number	Inset
7565-G10	3/8"
7565-WN	3/8"
7565-BB	3/8"
7565-ORB	3/8"

Screws: (2) #6 T.H. x 5/8"; (3) #6 O.H. x 1/2"



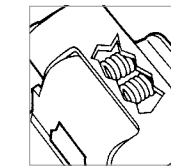
7565-ORB



FACE MOUNT

Features

- Traditional, semi-concealed styling
- Choice of frame wing styles to coordinate with decorative hardware
- Reliable, self-closing power of dual compression springs
- Coordinating finishes



Dual-spring mechanism




Choice of decorative door wing styles and hole patterns

Variety of decorative frame wing styles

SELF CLOSING, FACE MOUNT

Available Finishes



26¹ 3² BB³

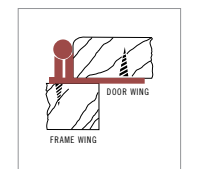
A full finish index is located on page 158.

Product Number	Overlay
69201 ¹	Variable
69200 ²	Variable
69202 ³	Variable

Screws: (2) #6 F.H. x 5/8"; (3) #6 F.H. x 1/2"



69200²



SELF CLOSING, FACE MOUNT

Available Finishes



G10 14 CP 3 BB



R3 HBZ RBZ WI ORB



PWT BN BK W W3



A

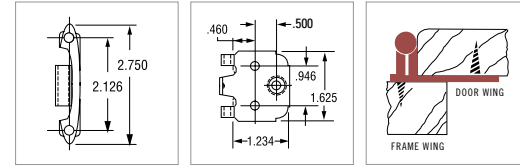
A full finish index is located on page 158.

Product Number	Overlay
7139-G10	Variable
7139-14	Variable
7139-CP	Variable
7139-3	Variable
7139-BB	Variable
7139-R3	Variable
7139-HBZ	Variable
7139-RBZ	Variable
7139-WI	Variable
7139-ORB	Variable
7139-PWT	Variable
7139-BN	Variable
7139-BK	Variable
7139-W	Variable
7139-W3	Variable
7139-A	Variable

Screws: (2) #6 O.H. x 5/8"; (3) #6 F.H. x 1/2"



7139-ORB



SELF CLOSING, FACE MOUNT

Available Finishes



26 G10 WN 3 BB



ORB FB W

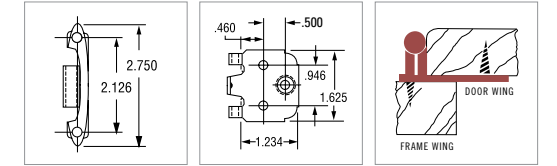
A full finish index is located on page 158.

Product Number	Overlay
3429-26	Variable
3429-G10	Variable
3429-WN	Variable
3429-3	Variable
3429-BB	Variable
3429-ORB	Variable
3429-FB	Variable
3429-W	Variable

Screws: (2) #6 O.H. x 5/8"; (3) #6 F.H. x 1/2"



3429-FB



Available Finishes



G9 G10 074 AE ORB

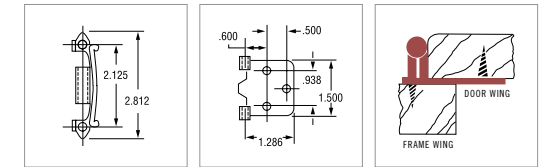
A full finish index is located on page 158.

Product Number	Overlay
7329-G9	Variable
7329-G10	Variable
7329-074	Variable
7329-AE	Variable
7329-ORB	Variable

Screws: (2) #5 O.H. x 5/8"; (3) #5 F.H. x 1/2"



7329-AE



SELF CLOSING, FACE MOUNT

Available Finishes



26 G10 3 BB AE




ORB

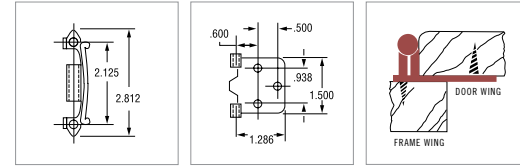
A full finish index is located on page 158.

Product Number	Overlay
7929-26	Variable
7929-G10	Variable
7929-3	Variable
7929-AE	Variable
7929-BB	Variable
7929-ORB	Variable

Screws: (2) #5 O.H. x 5/8"; (3) #5 F.H. x 1/2"



7929-G10



Available Finish



AC

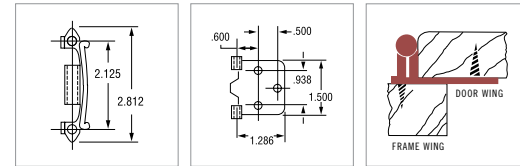
A full finish index is located on page 158.

Product Number	Overlay
3436-AC	Variable

Screws: (2) #5 O.H. x 5/8"; (3) #5 F.H. x 1/2"



3436-AC



Available Finish



BB

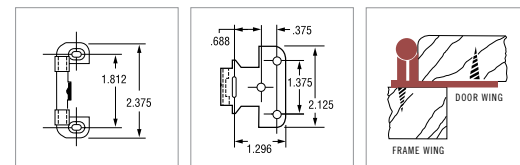
A full finish index is located on page 158.

Product Number	Overlay
7531-BB	Variable

Screws: (5) #6 F.H. x 5/8"



7531-BB



SELF CLOSING, FACE MOUNT

Available Finishes




3

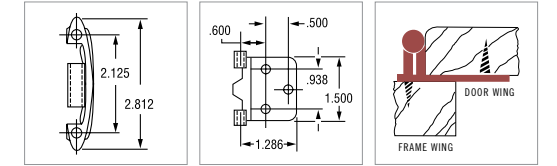
A full finish index is located on page 158.

Product Number	Overlay
1457-3	Variable

Screws: (2) #5 O.H. x 5/8"; (3) #5 F.H. x 5/8"



1457-3



Available Finishes



26 3 AE BB

A full finish index is located on page 158.

Product Number	Overlay
7629-26	Variable

7629-3 Variable

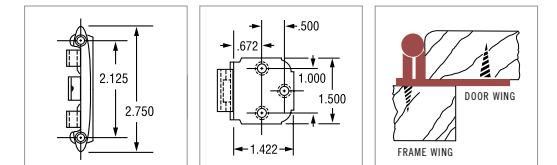
7629-AE Variable

7629-BB Variable

Screws: (2) #5 O.H. x 5/8"; (3) #5 F.H. x 1/2"



7629-26



Available Finishes



26 3 AE BB AC

A full finish index is located on page 158.

Product Number	Overlay
7630-26	Variable

7630-3 Variable

7630-AE Variable

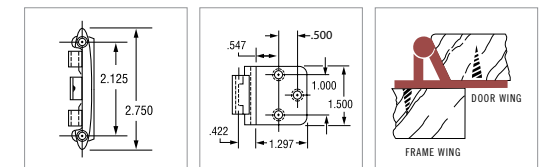
7630-BB Variable

7630-AC Variable

Screws: (5) #5 O.H. x 5/8"



7630-3



SELF CLOSING, FACE MOUNT

Available Finish




BB

A full finish index is located on page 158.

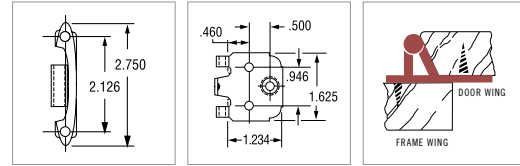
Product Number | **Overlay**

7157-BB | **Variable**

Screws: (2) #6 O.H. x 5/8"; (3) #6 F.H. x 1/2"



7157-BB



Available Finishes



26 G10 WN 3 BB



ORB FB W

A full finish index is located on page 158.

Product Number | **Inset**

3428-26 | 3/8"

3428-G10 | 3/8"

3428-WN | 3/8"

3428-3 | 3/8"

3428-BB | 3/8"

3428-ORB | 3/8"

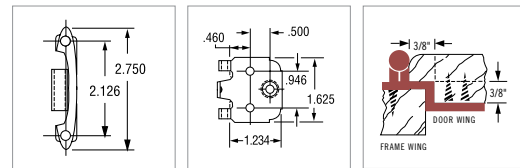
3428-FB | **3/8"**

3428-W | 3/8"

Screws: (5) #6 O.H. x 5/8"



3428-FB



Celebrating Our People ...

Kelly Kiger
Product Manager

Q: What products in the functional area do you find the most exciting and why?

A: "All of them! In reality, we have so much to gain in this area by giving the consumer the power to make an educated decision."

SELF CLOSING, FACE MOUNT

Available Finishes



G10 3 BB WI ORB



BN BK W W3 A

A full finish index is located on page 158.

Product Number | **Inset**

7128-G10 | 3/8"

7128-3 | 3/8"

7128-BB | 3/8"

7128-WI | 3/8"

7128-ORB | **3/8"**

7128-BN | 3/8"

7128-BK | 3/8"

7128-W | 3/8"

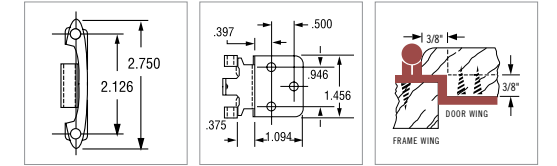
7128-W3 | 3/8"

7128-A | 3/8"

Screws: (5) #6 O.H. x 5/8"



7128-ORB



Available Finish




3

A full finish index is located on page 158.

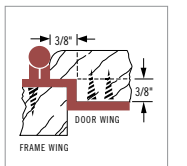
Product Number | **Inset**

69196 | **3/8"**

Screws: (5) #6 O.H. x 5/8"



69196



SELF CLOSING, FACE MOUNT

Available Finishes



G9 O74 AE AC

A full finish index is located on page 158.

Product Number	Inset
----------------	-------

7328-G9	3/8"
---------	------

7328-O74	3/8"
----------	------

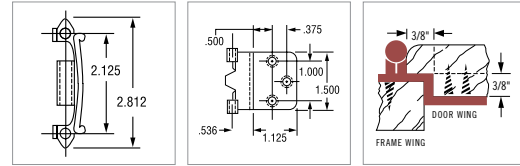
7328-AE	3/8"
----------------	-------------

7328-AC	3/8"
---------	------

Screws: (5) #5 O.H. x 5/8"



7328-AE



Available Finishes



26 3 AE BB

A full finish index is located on page 158.

Product Number	Inset
----------------	-------


7628-26	3/8"
---------	------

7628-3	3/8"
---------------	-------------

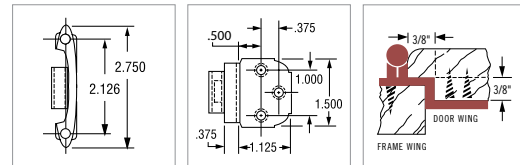
7628-AE	3/8"
---------	------

7628-BB	3/8"
---------	------

Screws: (5) #5 O.H. x 5/8"



7628-3



Available Finish



ABS

A full finish index is located on page 158.

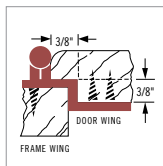
Product Number	Inset
----------------	-------

786-ABS	3/8"
----------------	-------------

Screws: (5) #5 O.H. x 5/8"



786-ABS



SELF CLOSING, FACE MOUNT

Available Finishes



26 G10 3 AE BB

ORB

A full finish index is located on page 158.

Product Number	Inset
----------------	-------

7928-26	3/8"
---------	------

7928-G10	3/8"
-----------------	-------------


7928-3	3/8"
--------	------

7928-AE	3/8"
---------	------

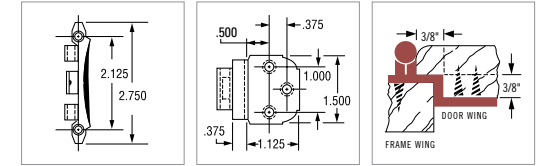
7928-BB	3/8"
---------	------

7928-ORB	3/8"
----------	------

Screws: (5) #5 O.H. x 5/8"



7928-G10



Available Finish




3

A full finish index is located on page 158.

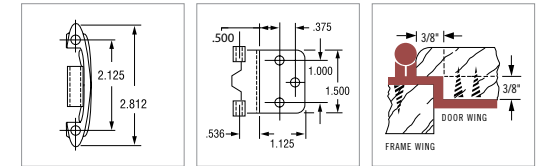
Product Number	Inset
----------------	-------

1456-3	3/8"
---------------	-------------

Screws: (5) #5 O.H. x 5/8"



1456-3



Available Finish



AE

A full finish index is located on page 158.

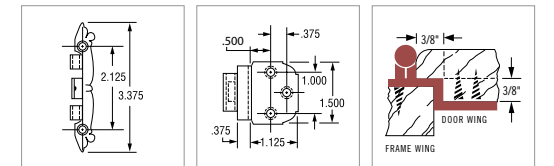
Product Number	Inset
----------------	-------

7728-AE	3/8"
----------------	-------------

Screws: (5) #5 O.H. x 5/8"



7728-AE



SELF CLOSING, FACE MOUNT

Available Finish



AC

A full finish index is located on page 158.

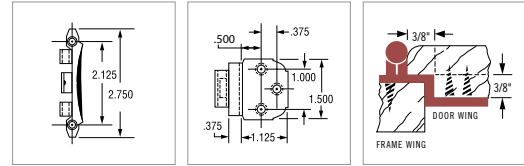
Product Number | **Inset**

3435-AC | **3/8"**

Screws: (5) #5 O.H. x 5/8"



3435-AC



DOUBLE DEMOUNTABLE

Available Finishes



G9 G10 3 AE BB



ORB

A full finish index is located on page 158.

Product Number | **Overlay**

8701-G9 | 1/4"

8701-G10 | 1/4"

8701-3 | 1/4"

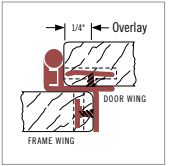
8701-AE | **1/4"**

8701-BB | 1/4"

8701-ORB | 1/4"



8701-AE

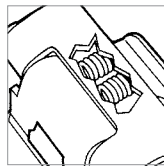


DOUBLE DEMOUNTABLE

Features

- Reduce labor by simple one-step routing
- Easy mounting – hinge slips into pre-routed slots
- Choice of overlays from 1/4" – 1/2", including 3/8" inset
- Double demountable hinges feature clamping plates, which clamp the hinge to both the door and the frame stile
- Heavy-duty steel construction
- Full 3-way adjustability
- Easily adjust and correct a warped door or a twisted cabinet problem
- Coordinating finishes

One-screw adjustment



Dual-spring mechanism



Overlays from 1/4" to 1/2"

Specially-angled clamps for reliable holding power

Easy-clamping mechanism

Heavy-duty steel construction



Available Finishes



26 G10 14 3 AE



BB WI ORB W

A full finish index is located on page 158.

Product Number | **Overlay**

8704-G9 | 1/2"

8704-G10 | 1/2"

8704-14 | 1/2"

8704-3 | 1/2"

8704-AE | 1/2"

8704-BB | 1/2"

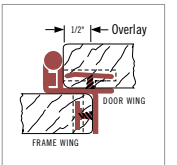
8704-WI | 1/2"

8704-ORB | 1/2"

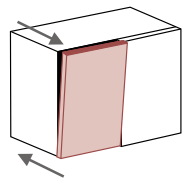
8704-W | **1/2"**



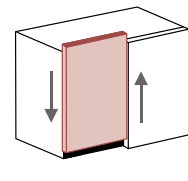
8704-W



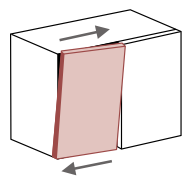
3-Way Adjustment



In-Out Adjustment



Vertical Adjustment



Horizontal Adjustment



DOUBLE DEMOUNTABLE

Available Finish



WI

A full finish index is located on page 158.

Product Number	Overlay
----------------	---------

L8704-WI	1/2"
----------	------

Available Finishes



G9 G10 3 AE BB



ORB

A full finish index is located on page 158.

Product Number	Inset
----------------	-------

8700-G9	3/8"
---------	------

8700-G10	3/8"
----------	------

8700-3	3/8"
--------	------

8700-AE	3/8"
---------	------

8700-BB	3/8"
---------	------

8700-ORB	3/8"
----------	------



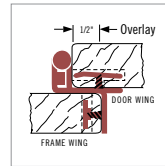
Celebrating Our People ...
Aaron Martin
 Senior Product Manager

Q: What style do you have in your kitchen?

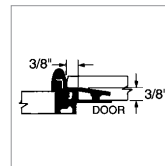
A: "Traditional/Transitional. I love the warmth of a casual kitchen and have our new Highland Ridge 128mm and 160mm pulls on my cabinet doors and drawers."



L8704-WI



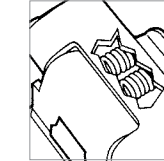
8700-G9



SINGLE DEMOUNTABLE

Features

- Choice of overlays from 13/32" – 1/2", plus 3/8" inset
- Heavy-duty steel construction
- Wide range of mounting options
- Dual-spring mechanism for quiet, consistent self-closing power



Dual-spring mechanism



Overlays from 13/32" to 1/2"

Frame wing slots for easy adjustment

Specially-angled clamps for reliable holding power

Heavy-duty steel construction

SINGLE DEMOUNTABLE

Available Finish



BB

A full finish index is located on page 158.

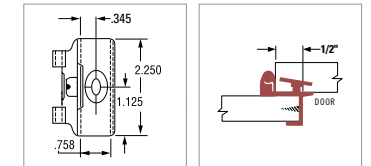
Product Number	Overlay
----------------	---------

8718-BB	1/2"
---------	------

Screws: (1) #8 F.H. x 3/4"



8718-BB



Available Finish



BB

A full finish index is located on page 158.

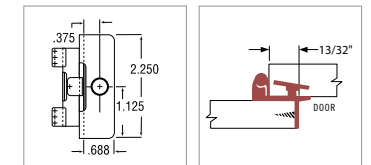
Product Number	Overlay
----------------	---------

8740-BB	13/32"
---------	--------

Screws: (1) #8 WITH #9 F.H. x 3/4"



8740-BB



SINGLE DEMOUNTABLE

Available Finish



AE

A full finish index is located on page 158.

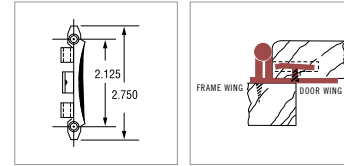
Product Number | **Overlay**

7760-AE | **Variable**

Screws: (2) #5 O.H. x 5/8"



7760-AE



SINGLE DEMOUNTABLE, PARTIAL WRAP

Available Finishes



G9 G10 14 3 BB



ORB

A full finish index is located on page 158.

Product Number | **Overlay**

8719-G9 | 1/2"

8719-G10 | 1/2"

8719-14 | 1/2"

8719-3 | 1/2"

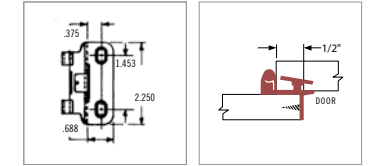
8719-BB | 1/2"

8719-ORB | **1/2"**

Screws: (2) #6 F.H. X 5/8"



8719-ORB



SINGLE DEMOUNTABLE, PARTIAL WRAP

Available Finishes



G10 14 3 BB ORB

A full finish index is located on page 158.

Product Number | **Overlay**

8715-G10 | 1/4"

8715-14 | 1/4"

8715-3 | 1/4"

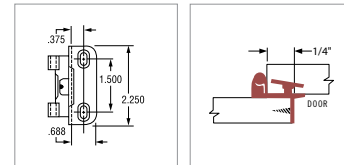
8715-BB | **1/4"**

8715-ORB | 1/4"

Screws: (2) #6 F.H. X 5/8"



8715-BB



FACE MOUNT

Features

- Choice of frame wing styles and finishes to coordinate with decorative hardware
- Numerous style and application options, such as, flush, offset or inset mounting, or overlay
- High strength steel



Choice of door wing styles and hole patterns

Choice of frame wing styles

Available Finishes



G10 3 BB ORB

A full finish index is located on page 158.

Product Number | **Inset**

8714-G10 | **3/8"**

8714-3 | 3/8"

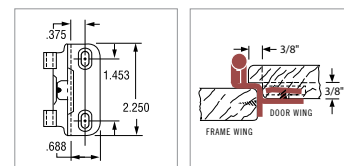
8714-BB | 3/8"

8714-ORB | 3/8"

Screws: (2) #6 T.H. X 5/8"



8714-G10



NON SELF-CLOSING, FACE MOUNT

Available Finishes



G9 3 BB

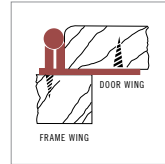
A full finish index is located on page 158.

Product Number	Overlay
7678-G9	Variable
7678-3	Variable
7678-BB	Variable

Screws: (2) #5 O.H. x 5/8"; (3) #5 F.H. x 1/2"



7678-3



NON SELF-CLOSING, FACE MOUNT

Available Finishes




26¹ 3² BB³

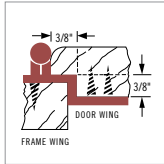
A full finish index is located on page 158.

Product Number	Inset
69194 ¹	3/8"
69193²	3/8"
69195 ³	3/8"

Screws: (2) #5 O.H. x 5/8"; (3) #5 F.H. x 1/2"



69193²



Available Finishes



26¹ 3² BB³

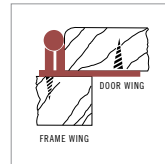
A full finish index is located on page 158.

Product Number	Overlay
69191 ¹	Variable
69190 ²	Variable
69192³	Variable

Screws: (2) #5 O.H. x 5/8"; (3) #5 F.H. x 1/2"



69192³



NON SELF-CLOSING, ADJUSTABLE

Available Finishes



14 BNL PB AE WI



DAE

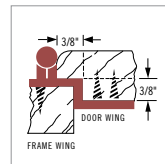
A full finish index is located on page 158.

Product Number	Inset
7687M-14	3/8"
7687M-BNL	3/8"
7687M-PB	3/8"
7687M-AE	3/8"
7687M-WI	3/8"
7687M-DAE	3/8"

Screws: (5) #6 O.H. x 5/8"



7687M-WI



Available Finishes



26 G10 3 ORB

A full finish index is located on page 158.

Product Number	Inset
3417-26	3/8"
3417-G10	3/8"
3417-3	3/8"
3417-ORB	3/8"

Screws: (2) #5 O.H. x 5/8"; (3) #5 F.H. x 1/2"



3417-ORB

NON SELF-CLOSING

Available Finishes



3 BB

A full finish index is located on page 158.

Product Number	Inset
7697-3	3/8"
7697-BB	3/8"

7697-3 3/8"

7697-BB 3/8"

Screws: (5) #5 O.H. x 5/8"



7697-BB

Available Finish



AE

A full finish index is located on page 158.

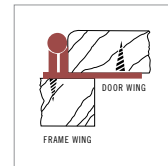
Product Number	Overlay
7580-AE	Variable

7580-AE Variable

Screws: (2) #5 O.H. x 5/8"; (3) #5 F.H. x 1/2"



7580-AE



Available Finish



AE

A full finish index is located on page 158.

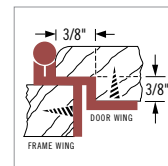
Product Number	Inset
7538-AE	3/8"

7538-AE 3/8"

Screws: (2) #5 O.H. x 5/8"; (3) #5 F.H. x 1/2"



7538-AE



NON SELF-CLOSING, STRAP HINGE

Available Finish



CB

A full finish index is located on page 158.

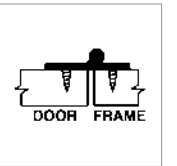
Product Number	Flush
1600-CB	Flush

1600-CB Flush

Screws: (5) #5 O.H. x 5/8"



1600-CB



Available Finish



CB

A full finish index is located on page 158.

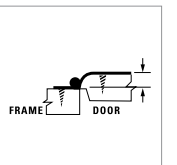
Product Number	Offset
1605-CB	3/8"

1605-CB 3/8"

Screws: (6) #6 P.Y.H. x 5/8"



1605-CB



NON SELF-CLOSING, "H" HINGE & STRAP

Available Finish



CB

A full finish index is located on page 158.

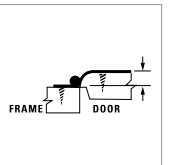
Product Number	Offset
1622-CB	3/8"

1622-CB 3/8"

Screws: (4) #6 P.Y.H. x 5/8"



1622-CB



NON SELF-CLOSING, BUTT HINGE

Available Finishes



M26 M3

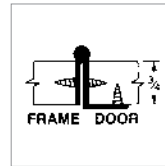
A full finish index is located on page 158.

Product Number	Wrap
5988-M26	3/4"
5988-M3	3/4"

Screws: (5) #6 F.H. x 1/2"



5988-M26



Available Finish



AE

A full finish index is located on page 158.

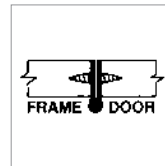
Product Number	Wrap
2335-AE	—

Screws: (4) #5 F.H. x 1/2"

1 1/2" Joint x 1 1/2" Width



2335-AE



Available Finish



AE

A full finish index is located on page 158.

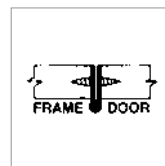
Product Number	Wrap
2355-AE	—

Screws: (6) #5 F.H. x 5/8"

2" Joint x 1 3/8" Width



2355-AE



NON SELF-CLOSING, "H" HINGE

Available Finishes



AC CB

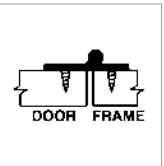
A full finish index is located on page 158.

Product Number	Finish
3404-AC	Flush
3404-CB	Flush

Screws: (6) #6 PY.H. x 5/8"



3404-CB



Available Finishes



AC CB

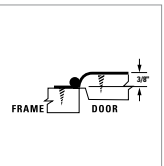
A full finish index is located on page 158.

Product Number	Offset
3406-AC	3/8"
3406-CB	3/8"

Screws: (4) #6 PY.H. x 5/8"



3406-AC



Available Finish



CB

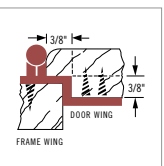
A full finish index is located on page 158.

Product Number	Inset
3405-CB	3/8"

Screws: (2) #5 O.H. x 5/8"; (3) #5 F.H. x 1/2"



3405-CB



Available Finish



AE

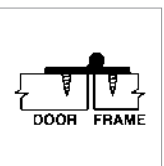
A full finish index is located on page 158.

Product Number	Finish
1670-AE	Flush

Screws: (6) #6 PY.H. x 5/8"



1670-AE



NON SELF-CLOSING, 'H' HINGE

Available Finish




AE

A full finish index is located on page 158.

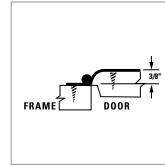
Product Number	Offset
----------------	--------

1672-AE	3/8"
---------	------

Screws: (6) #6 PY.H. x 5/8"




1672-AE



NON SELF-CLOSING, ADJUSTABLE KNIFE HINGE

Available Finishes



2G

BB

A full finish index is located on page 158.

Product Number	Overlay
----------------	---------

1238-2G	23/32"
---------	--------

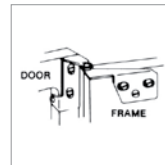
1238-BB	23/32"
---------	--------

Screws: (6) #6 F.H. x 5/8"

Note: Left- and right-handed hinges included



1238-BB



Available Finishes



2G

BB

A full finish index is located on page 158.

Product Number	Overlay
----------------	---------

1242-2G	Variable
---------	----------

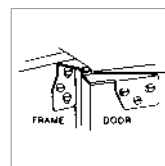
1242-BB	Variable
---------	----------

Screws: (6) #6 F.H. x 5/8"

Note: Left- and right-handed hinges included



1242-2G



NON SELF-CLOSING, ADJUSTABLE KNIFE HINGE

Available Finish



BB

A full finish index is located on page 158.

Product Number	Inset
----------------	-------

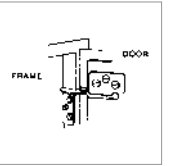
1247-BB	3/8"
---------	------

Screws: (6) #6 F.H. x 5/8"

Note: Left- and right-handed hinges included



1247-BB



FULL WRAP & PARTIAL WRAP

Features

- Minaret and ball finial tips provide elegant accents
- Exclusive pin treatment assures silent reliable performance
- Patented angled set hold simplifies installation; easy horizontal/vertical adjustment
- Door gap as small as 1/16"
- Designed with interlevered wings to minimize door gap and eliminate the need to mortise the door frame

Vertical adjustment
± 1/16"

Patented angled
set-screw hole

Vertical adjustment
± 1/16"



Horizontal adjustment
± 1/16"

Horizontal adjustment
± 1/16"

Decorative Pin

FULL INSET, FULL WRAP, MINARET TIP

Available Finish



AE

A full finish index is located on page 158.

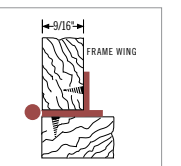
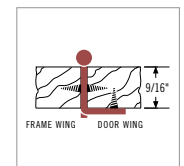
Product Number	Door Thickness
----------------	----------------

3180RM-AE	9/16"
-----------	-------

Screws: (2) #6 O.H. x 5/8"; (4) #6 F.H. x 1/2"



3180RM-AE



FULL INSET, FULL WRAP, BALL TIP

Available Finishes



G9 G10 BNL PB SB



AE RBZ WI ORB DAE



FB

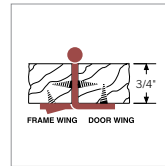
A full finish index is located on page 158.

Product Number	Door Thickness
3175TB-G9	3/4"
3175TB-G10	3/4"
3175TB-BNL	3/4"
3175TB-PB	3/4"
3175TB-SB	3/4"
3175TB-AE	3/4"
3175TB-RBZ	3/4"
3175TB-WI	3/4"
3175TB-ORB	3/4"
3175TB-DAE	3/4"
3175TB-FB	3/4"

Screws: (3) #6 F.H. x 5/8"; (4) #6 F.H. x 1/2"



3175TB-ORB



FULL INSET, FULL WRAP, MINARET TIP

Available Finishes



G9 G10 14 BNL PB



AE BB RBZ WI ORB



DAE FB

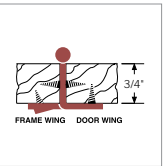
A full finish index is located on page 158.

Product Number	Door Thickness
3175TM-G9	3/4"
3175TM-G10	3/4"
3175TM-14	3/4"
3175TM-PB	3/4"
3175TM-AE	3/4"
3175TM-BB	3/4"
3175TM-RBZ	3/4"
3175TM-WI	3/4"
3175TM-ORB	3/4"
3175TM-DAE	3/4"
3175TM-FB	3/4"
3175TM-BNL	3/4"

Screws: (3) #6 F.H. x 5/8"; (4) #6 F.H. x 1/2"



3175TM-G10



FULL INSET, FULL WRAP, MINARET TIP

Available Finish



AE

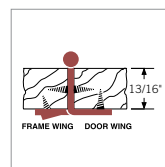
A full finish index is located on page 158.

Product Number	Door Thickness
3175UM-AE	13/16"

Screws: (3) #6 F.H. x 5/8"; (4) #6 F.H. x 1/2"



3175UM-AE



FULL INSET, PARTIAL WRAP, MINARET TIP

Available Finishes



G9 AE

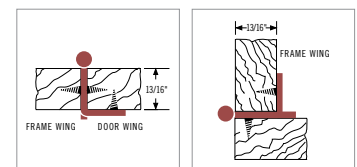
A full finish index is located on page 158.

Product Number	Door Thickness
3180UM-G9	13/16"
3180UM-AE	13/16"

Screws: (2) #6 O.H. x 5/8"; (4) #6 F.H. x 1/2"



3180UM-AE



FULL INSET, PARTIAL WRAP, BALL TIP

Available Finishes



G9 G10 14 PB SB

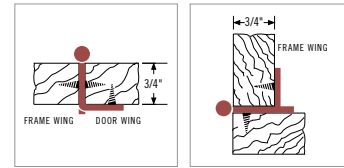


AE BB RBZ WI ORB



DAE FB

A full finish index is located on page 158.



Product Number	Door Thickness
3180TB-G9	3/4"
3180TB-G10	3/4"
3180TB-14	3/4"
3180TB-PB	3/4"
3180TB-SB	3/4"
3180TB-AE	3/4"
3180TB-BB	3/4"
3180TB-RBZ	3/4"
3180TB-WI	3/4"
3180TB-ORB	3/4"
3180TB-DAE	3/4"
3180TB-FB	3/4"

Screws: (2) #6 O.H. x 5/8"; (4) #6 F.H. x 1/2"

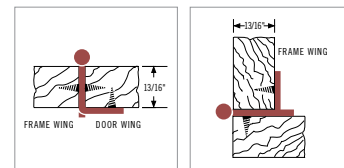
FULL INSET, PARTIAL WRAP, MINARET TIP

Available Finish



DAE

A full finish index is located on page 158.



Product Number	Door Thickness
3180UB-DAE	13/16"

Screws: (2) #6 O.H. x 5/8"; (4) #6 F.H. x 1/2"

FULL INSET, PARTIAL WRAP, MINARET TIP


Available Finishes



G9 G10 14 BNL PB

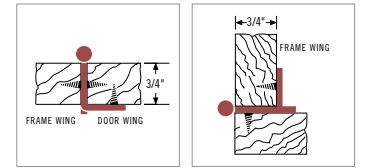


SB AE BB RBZ WI



ORB DAE FB

A full finish index is located on page 158.



Product Number	Door Thickness
3180TM-G9	3/4"
3180TM-G10	3/4"
3180TM-14	3/4"
3180TM-BNL	3/4"
3180TM-PB	3/4"
3180TM-SB	3/4"
3180TM-AE	3/4"
3180TM-BB	3/4"
3180TM-RBZ	3/4"
3180TM-WI	3/4"
3180TM-ORB	3/4"
3180TM-DAE	3/4"
3180TM-FB	3/4"

Screws: (2) #6 O.H. x 5/8"; (4) #6 F.H. x 1/2"

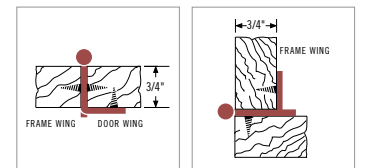
FULL INSET, PARTIAL WRAP

Available Finish



G9

A full finish index is located on page 158.




Product Number	Door Thickness
3180T-G9	3/4"

Screws: (2) #6 O.H. x 5/8"; (4) #6 F.H. x 1/2"

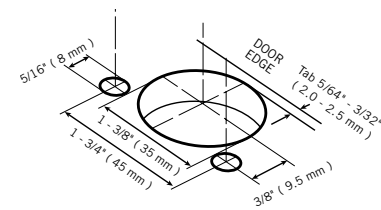
MATRIX™ FACE FRAME CONCEALED

Features

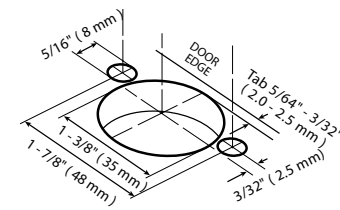
- 2-way or 3-way independent adjustability
- Compact design with low protrusion into Cabinet opening
- Stay open feature
- Choose from a full range of overlay options and hole patterns
- Designed and tested to exceed KCMA and BHMA standards



Hole Pattern – 45mm



Hole Pattern – 48mm



MATRIX™ CONCEALED

Available Finish



14

A full finish index is located on page 158.



Product Number	Overlay	Hole Pattern	Cup Depth	Opening Angle	Adjustment
2911C12-14	1 1/4"	48mm	12.8mm	105°	3-way
2911C13-14	1 1/4"	45mm	12.8mm	105°	3-way
2911J22-14	1/2"	48mm	10.8mm	105°	3-way
2911J23-14	1/2"	45mm	10.8mm	105°	3-way

Screws: D packs include 8mm dowels and cup screws; BP packs include all mounting screws (no dowels)

MATRIX™ CONCEALED

Available Finish



14

A full finish index is located on page 158.



Product Number	Overlay	Hole Pattern	Cup Depth	Opening Angle	Adjustment
2811C13-14	1 1/4"	45mm	12.8mm	105°	2-way
2811I12-14	3/8"	48mm	12.8mm	105°	2-way
2811J23-14	1/2"	45mm	10.8mm	105°	2-way
2811H23-14	1/4"	45mm	12.8mm	105°	2-way
2811K23-14	5/8"	45mm	12.8mm	105°	2-way
2811L23-14	3/4"	45mm	10.8mm	105°	2-way
2811I13-14	1 3/8"	45mm	12.8mm	105°	2-way
2811C12-14	1 1/4"	48mm	12.8mm	105°	2-way
2811H12-14	1/4"	48mm	12.8mm	105°	2-way
2811J22-14	1/2"	48mm	10.8mm	105°	2-way
2811N12-14	15/16"	48mm	12.8mm	105°	2-way

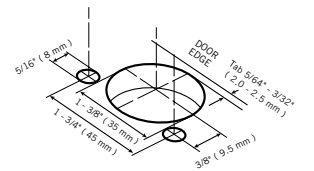
Screws: D packs include 8mm dowels and cup screws; BP packs include all mounting screws (no dowels)

Available Finish



A14

A full finish index is located on page 158.



Product Number	Overlay	Hole Pattern	Cup Depth	Opening Angle	Adjustment
7105F-A14	1/2"	45mm	-	105°	3-way

Screws: BP packs include all mounting screws (no dowels)

FRAMELESS CONCEALED

Available Finish

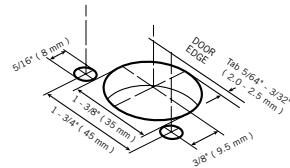


A14

A full finish index is located on page 158.



4612-A14



Product Number	Overlay	Hole Pattern	Cup Depth	Opening Angle	Adjustment
4612-A14	Half	45mm	-	110°	3-way

Screws: BP packs include all mounting screws (no dowels)

Available Finish

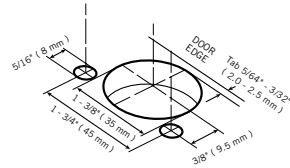


14

A full finish index is located on page 158.



4613-14



Product Number	Overlay	Hole Pattern	Cup Depth	Opening Angle	Adjustment
4613-14	Full	45mm	-	110°	3-way

Screws: BP packs include all mounting screws (no dowels)

Available Finish

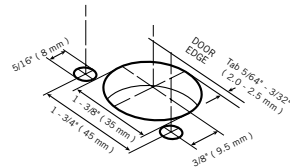


14

A full finish index is located on page 158.



4611 A14



Product Number	Overlay	Hole Pattern	Cup Depth	Opening Angle	Adjustment
4611 A14	Full	45mm	-	110°	3-way

Screws: BP packs include all mounting screws (no dowels)


FRAMELESS CONCEALED

Available Finish

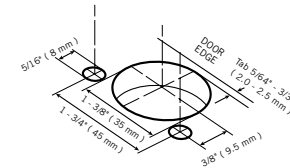


C14

A full finish index is located on page 158.



7125A-C14



Product Number	Overlay	Hole Pattern	Cup Depth	Opening Angle	Adjustment
7125A-C14	Full, Clip on	45mm	-	125°	3-way


Screws: BP packs include all mounting screws (no dowels)

Available Finish

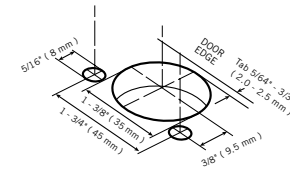


C14

A full finish index is located on page 158.



7165A-C14



Product Number	Overlay	Hole Pattern	Cup Depth	Opening Angle	Adjustment
7165A-C14	Full, clip on	45mm	-	165°	3-way

Screws: BP packs include all mounting screws (no dowels)

EASY ON

Available Finishes



CH

A full finish index is located on page 158.



14951CH

Product Number	Overlay
14951CH	Variable

Screws: BP and CM packs include all mounting
Screws: D packs do not include screws

MARATHON®

Features

- Guaranteed performance – smooth, quiet and trouble free
- Exceeds 250,000 cycles – outperforms conventional knife hinges and KCMA standards
- Reliable self-closing force – outlasts conventional knife hinges
- Cuts should be made with a #6 dado 9/32" W

Locating tabs allow quick positioning on frame

Horizontal adjustment $\pm 1/16"$

Revolutionary DuraFlex™ action for long life



Vertical adjustment $\pm 1/16"$

High-strength steel frame wings for overlays 1/4" to 1/2"

Full 180° opening



MARATHON®, FULL WRAP

Available Finishes



BB

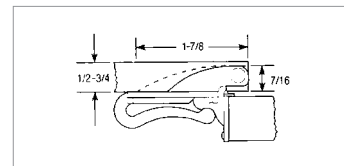
A full finish index is located on page 158.

Product Number	Overlay
2665L-BB	1/2"
2665R-BB	1/2"

Screws: BP and CM packs include all mounting
Screws: D packs do not include screws



2665L-BB



MARATHON®, PARTIAL WRAP

Available Finishes




14 3 BB W

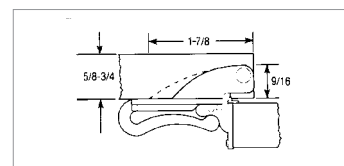
A full finish index is located on page 158.

Product Number	Overlay
2606-14	1/2"
2606-3	1/2"
2606-BB	1/2"
2606-W	1/2"

Screws: BP and CM packs include all mounting
Screws: D packs do not include screws



2606-BB



MARATHON®, PARTIAL WRAP

Available Finishes



BB W

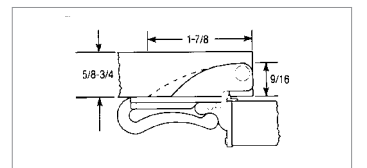
A full finish index is located on page 158.

Product Number	Overlay
2603-BB	1/4"
2603-W	1/4"

Screws: BP and CM packs include all mounting
Screws: D packs do not include screws



2603-BB



Available Finishes



BB W

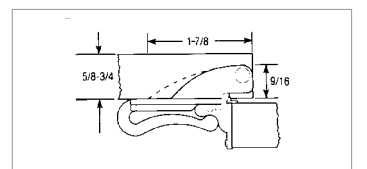
A full finish index is located on page 158.

Product Number	Overlay
2605-BB	1/4"
2605W-BB	1/4"
2605-W	1/4"

Screws: BP and CM packs include all mounting
Screws: D packs do not include screws



2605-BB



MARATHON®

Available Finishes



BB W

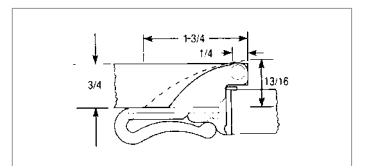
A full finish index is located on page 158.

Product Number	Inset
2604-BB	3/8"
2604-W	3/8"

Screws: BP and CM packs include all mounting
Screws: D packs do not include screws



2604-BB



ROLLER CATCHES

Available Finishes



2G A2G

A full finish index is located on page 158.



9714-2G

Product Number	Pull Force	Length	Width	Height	Strike
9714-2G	3-6 lbs.	1 3/16"	1 3/8"	9/16"	Steel; (2G); 1 5/16" L x 1/4" W x 1/2" H
9714-A2G	3-6 lbs.	1 3/16"	1 3/8"	9/16"	Steel; (2G); 1 5/16" L x 1/4" W x 1/2" H

Screws: (4) #6 T.H. x 1/2"

Available Finish



2G

A full finish index is located on page 158.



3472-2G

Product Number	Pull Force	Length	Width	Height	Strike
3472-2G	3-6 lbs.	1 3/16"	1 3/8"	9/16"	Steel; (2G); 1 5/16" L x 1/4" W x 1/2" H

Screws: (4) #6 T.H. x 1/2"

Available Finishes



2G B2G

A full finish index is located on page 158.



9823-2G

Product Number	Pull Force	Length	Width	Height	Strike
9823-2G	-	1 1/4"	1 3/8"	5/8"	Steel; (2G); 1" L x 1 3/8" W x 3/8" H
9823-B2G	-	1 1/4"	1 3/8"	5/8"	Steel; (2G); 3/4" L x 1 3/8" W x 3/8" H

Screws: (4) #6 T.H. x 1/2" ; Nail (2) #18 F.H. x 1/2"

ROLLER CATCHES

Available Finish



14

A full finish index is located on page 158.



3474-14

Product Number	Pull Force	Length	Width	Height	Strike
3474-14	5-6 lbs.	1"	15/16"	1/2"	Steel; 1" L x 11/16" W x 3/8" H

Screws: (3) #6 T.H. x 1/2"

Available Finish



2G

A full finish index is located on page 158.



9745-2G

Product Number	Pull Force	Length	Width	Height	Strike
9745-2G	5-6 lbs.	-	-	-	Steel

Screws: (2) #5 O.H. x 5/8" ; (3) #5 F.H. x 1/2"

MAGNETIC CATCHES

Available Finish



AW

A full finish index is located on page 158.



9753-AW

Product Number	Pull Force	Length	Width	Height	Strike
9753-AW	5-10 lbs.	1 1/8"	2"	5/8"	Steel; (AE); 1 1/8" L x 3/4" W

Screws: (2) #6 T.H. x 1/2" ; (1) #5 F.H. x 1/2"

MAGNETIC CATCHES

Available Finishes



PT 3PT 3W

A full finish index is located on page 158.



9765-PT

Product Number	Pull Force	Length	Width	Height	Strike
9765-PT	5-11 lbs.	1 15/16"	3/4"	11/16"	Steel; (AE); 1 1/8" L x 7/8" W x 3/4" H
9765-3PT	5-11 lbs.	1 15/16"	3/4"	11/16"	Steel; (AE); 1 1/8" L x 7/8" W x 3/4" H
9765-3W	5-11 lbs.	1 15/16"	3/4"	11/16"	Steel; (AE); 1 1/8" L x 7/8" W x 3/4" H

Screws: (2) #6 T.H. x 1/2"; (1) #5 F.H. x 1/2"

Available Finishes



PT W

A full finish index is located on page 158.



9765F-W

Product Number	Pull Force	Length	Width	Height	Strike
9765F-PT	5-11 lbs.	1 15/16"	3/4"	11/16"	Steel; (AE); 1 1/8" L x 7/8" W x 3/4" H
9765F-W	5-11 lbs.	1 15/16"	3/4"	11/16"	Steel; (AE); 1 1/8" L x 7/8" W x 3/4" H

Screws: (4) #6 T.H. x 1/2"; Nail (1) #15 x 1/2"

Available Finish



PT

A full finish index is located on page 158.



3473-PT

Product Number	Pull Force	Length	Width	Height	Strike
3473-PT	5-11 lbs.	2"	1 1/8"	1/2"	Steel; (AE); 1 1/8" L x 3/4" W

Screws: (2) #6 T.H. x 1/2"; (1) #5 F.H. x 1/2"

MAGNETIC CATCHES

Available Finish



PT

A full finish index is located on page 158.



9773-PT

Product Number	Pull Force	Length	Width	Height	Strike
9773-PT	5-11 lbs.	2"	1 1/8"	1/2"	Steel; (AE); 1 1/8" L x 3/4" W

Screws: (2) #6 T.H. x 1/2"; (1) #5 F.H. x 1/2"

Available Finish



AL

A full finish index is located on page 158.



9783-AL

Product Number	Pull Force	Length	Width	Height	Strike
9783-AL	5-11 lbs.	2"	1"	5/8"	Steel; (AE); 1 1/8" L x 3/4" W

Screws: (2) #6 T.H. x 1/2"; (1) #5 F.H. x 1/2"

Available Finish



PT

A full finish index is located on page 158.



9793-PT

Product Number	Pull Force	Length	Width	Height	Strike
9793-PT	6-12 lbs.	2"	3/4"	1/2"	Steel; (AE); 1 1/8" L x 3/4" W

Screws: (2) #6 T.H. x 1/2"; (1) #5 F.H. x 1/2"

MAGNETIC CATCHES

Available Finish



AW

A full finish index is located on page 158.



9798-AW

Product Number	Pull Force	Length	Width	Height	Strike
9798-AW	12-19 lbs.	1 1/8"	2"	13/16"	Steel; (AE); 1" L x 3/4" W

Screws: (2) #6 T.H. x 1/2" ; (1) #5 F.H. x 1/2"

Available Finish



AL

A full finish index is located on page 158.



33772-AL

Product Number	Pull Force	Length	Width	Height	Strike
33772-AL	-	1 1/2"	13/16"	1/2"	Steel; 1 1/4" L x 7/8" W

Screws: (2) #6 T.H. x 1/2" ; (1) #5 F.H. x 1/2"

TOUCH CATCHES

Available Finishes



BR



W



P1

A full finish index is located on page 158.



32301-BR

Product Number	Pull Force	Length	Width	Height	Strike
32301-BR	-	-	-	-	-
32301-W	-	-	-	-	-
32301-P1	-	-	-	-	-

Screws: (2) #6 T.H. x 5/8" ; (1) #5 F.H. x 1/2"

MISCELLANEOUS CATCHES

Available Finish



2G

A full finish index is located on page 158.



3675-2G

Product Number	Pull Force	Length	Width	Height	Strike
3675-2G	-	1 5/16"	1"	1"	Steel; 1" L x 7/16" W x 1/4" H

Screws: (3) #5 T.H. x 1/2" ; (1) #15 x 1/2"

Product Number	Pull Force	Length	Width	Height	Strike
8924-DB	-	-	-	-	Steel

Screws: (2) #5 O.H. x 5/8" ; (3) #5 F.H. x 1/2"

Available Finish



2G

A full finish index is located on page 158.



3471-2G

Product Number	Pull Force	Length	Width	Height	Strike
3471-2G	3-6 lbs.	1 5/16"	1"	1/2"	Steel; 1 1/4" L x 3/8" W x 5/8" H

Screws: (4) #6 T.H. x 1/2"



Celebrating Our People ...

Mike Nicholls
Engineer

Q: What is the biggest challenge for an engineer at Amerock?

A: "Being able to operate and communicate in an ever growing global environment. Also, we need to ensure that our finished product is consistent with the style and quality our design team intended"


MISCELLANEOUS CATCHES

Available Finish



A2G

A full finish index is located on page 158.




9700-A2G


Product Number	Pull Force	Length	Width	Height	Strike
9700-A2G	3-6 lbs.	1 5/16"	1"	1/2"	Steel; 1 1/4" L x 3/8" W x 5/8" H

Screws: (4) #6 T.H. x 1/2"

Available Finishes



A full finish index is located on page 158.



143



145



144



147




Celebrating Our People ...
Sue Spataro
 Senior Quality Supervisor
 42 Years with Amerock

Q: What has been the hardest finish to replicate over the years?

A: "Wow! That's a tough one to answer. The harder ones were oxidized and highlighted parts. This was partially due to operators, some liked more dark and some would like items lighter and the true color can't always be seen until the final processes."

BUMPER PADS

Available Finishes



M19 M2 CL

A full finish index is located on page 158.

Product Number	Thickness	Diameter	Shape
4000-M19 ¹	1/16"	-	11/32" Hexagonal
4014-M2 ²	1/16"	11/32"	-
3009-4-CL ³	5.0mm	1.1mm	-

¹Note: Self-sticking. 200 per sheet. For use on Cabinets with self-closing hinges

²Note: Self-sticking. For use on Cabinets with self-closing hinges

³Note: Item is on a clip strip



3009-4-CL³



4014-M2²



4000-M19¹



Celebrating Our People ...
Rob Stevens
 Product Manager

Q: Tell me a little bit about the new display set up

A: "To accommodate consumers ever-growing demand for product options, we've chosen to show multiple finishes on a single board. This idea allows us to convey our wide selection to consumers, while being mindful of the space constraints our retailers face in their locations."



Celebrating Our People ...
Jeremy Wein
 Supply Chain Manager

Q: What is your role in helping with the success of our new products?

A: "My team helped coordinate getting product ordered and delivered to our Distribution Center, to ensure superior service levels for our customers."

SHEET METAL SCREWS

Product Number	Description	Qty. Per Case
79857-BB	#6 T.H. x 1/2" Sheet Metal Screws	2000 (10 bags of 200pcs)
91557-M3	#5 O.H. x 5/8" Sheet Metal Screws	2000 (10 bags of 200pcs)
91557-BB	#5 O.H. x 5/8" Sheet Metal Screws	2000 (10 bags of 200pcs)
91657-G10	#6 O.H. x 5/8" Sheet Metal Screws	2000 (10 bags of 200pcs)
91657-M3	#6 O.H. x 5/8" Sheet Metal Screws	2000 (10 bags of 200pcs)
91657-BB	#6 O.H. x 5/8" Sheet Metal Screws	2000 (10 bags of 200pcs)
91657-ORB	#6 O.H. x 5/8" Sheet Metal Screws	2000 (10 bags of 200pcs)
92555-G10	#5 F.H. x 1/2" Sheet Metal Screws	2000 (10 bags of 200pcs)
92555-M26	#5 F.H. x 1/2" Sheet Metal Screws	2000 (10 bags of 200pcs)
92555-M3	#5 F.H. x 1/2" Sheet Metal Screws	2000 (10 bags of 200pcs)
92555-BB	#5 F.H. x 1/2" Sheet Metal Screws	2000 (10 bags of 200pcs)
92555-ORB	#5 F.H. x 1/2" Sheet Metal Screws	2000 (10 bags of 200pcs)
92655-G10	#6 F.H. x 1/2" Sheet Metal Screws	2000 (10 bags of 200pcs)
92655-M3	#6 F.H. x 1/2" Sheet Metal Screws	2000 (10 bags of 200pcs)
92655-BB	#6 F.H. x 1/2" Sheet Metal Screws	2000 (10 bags of 200pcs)
92655-ORB	#6 F.H. x 1/2" Sheet Metal Screws	2000 (10 bags of 200pcs)
92657-G10	#6 F.H. x 5/8" Sheet Metal Screws	2000 (10 bags of 200pcs)
92657-M3	#6 F.H. x 5/8" Sheet Metal Screws	2000 (10 bags of 200pcs)
92657-BB	#6 F.H. x 5/8" Sheet Metal Screws	2000 (10 bags of 200pcs)
92657-ORB	#6 F.H. x 5/8" Sheet Metal Screws	2000 (10 bags of 200pcs)
94657-BB	#6 T.H. x 5/8" Sheet Metal Screws	2000 (10 bags of 200pcs)

MACHINE SCREWS FOR KNOBS AND PULLS

Product Number	Description	Qty. Per Case
78031-2G	#8-32 T.H. x 1-3/4" Machine Screws	1000 (10 bags of 100pcs)
77300-2G	#8-32 T.H. x 2" Machine Screws	1000 (10 bags of 100pcs)
78027-2G	#8-32 T.H. x 1" Machine Screws	1000 (10 bags of 100pcs)
78029-2G	#8-32 Robertson x 1-1/8" Machine Screws	1000 (10 bags of 100pcs)
78030-Z1	#8-32 T.H. x 1-1/2" Machine Screws	1000 (10 bags of 100pcs)
78030-2G	#8-32 T.H. x 1-1/2" Machine Screws	1000 (10 bags of 100pcs)
79063-2G	#8-32 T.H. x 1-5/8" Machine Screws	1000 (10 bags of 100pcs)

SHELF SUPPORTS

Available Finishes



14 3

A full finish index is located on page 158.

Product Number | Size

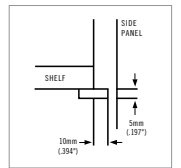
3001-14 | 20mm L

3001-3 | -

Note: For use with 5mm holes



3001-14



Available Finish



CL

A full finish index is located on page 158.

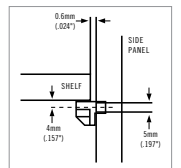
Product Number | Size

3002-CL | -

Note: For use with 5mm holes



3002-CL



Available Finish



CL

A full finish index is located on page 158.

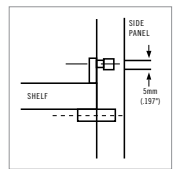
Product Number | Size

3005-CL | -

Note: For use with 5mm holes



3005-CL



SERIES 17002

Features

- Self-closing euro style drawer slides
- 3/4 extension slides provide more stability for optimum performance
- Bottom or side mount capability
- Self-closing feature guides the drawer to the fully closed position from slightly outside the cabinet
- White epoxy coated



Product Number	Description	Material	Length	Width	Height	Extension	Slide Type
17002-14-W	14" S/C	Cold Rolled Steel	14"	1/2"	7/8"	3/4"	Euro
17002-16-WS	16" S/C	Cold Rolled Steel	16"	1/2"	7/8"	3/4"	Euro
17002-18-WS	18" S/C	Cold Rolled Steel	18"	1/2"	7/8"	3/4"	Euro
17002-20-WS	20" S/C	Cold Rolled Steel	20"	1/2"	7/8"	3/4"	Euro
17002-22-WS	22" S/C	Cold Rolled Steel	22"	1/2"	7/8"	3/4"	Euro
17002-24-WS	24" S/C	Cold Rolled Steel	24"	1/2"	7/8"	3/4"	Euro
17002B-PW	Fixed Rear Mtg Bkt	Plastic	-	-	-	-	Bracket

Please reference page 234 for pack type information

SERIES 300

Features

- Side mount ball bearing drawer slides
- 4 nylon and steel ball bearing rollers within the slides provide smooth, long-lasting operation
- Fool proof latch provides positive automatic stop and cam action
- Full extension slides provide easy access to all items in the drawer
- White epoxy coated



Product Number	Description	Material	Length	Width	Height	Extension	Slide Type
316-W	16" Side Mt	Cold Rolled Steel	16"	1/2"	3 1/10"	Full	Ball Bearing Roller
318-W	18" Side Mt	Cold Rolled Steel	18"	1/2"	3 1/10"	Full	Ball Bearing Roller
320-W	20" Side Mt	Cold Rolled Steel	20"	1/2"	3 1/10"	Full	Ball Bearing Roller
322-W	22" Side Mt	Cold Rolled Steel	22"	1/2"	3 1/10"	Full	Ball Bearing Roller

Please reference page 234 for pack type information

SERIES 5850

Features

- Self-closing euro style drawer slides
- 3/4 extension slides provide more stability for optimum performance
- Bottom or side mount capability
- Self-closing feature guides the drawer to the fully closed position from slightly outside the cabinet



Product Number	Description	Material	Length	Width	Height	Extension	Slide Type
5850C-14-W	14" Cabinet Track	Cold Rolled Steel	14"	1/2"	7/8"	3/4"	Euro
5850C-16-W	16" Cabinet Track	Cold Rolled Steel	16"	1/2"	7/8"	3/4"	Euro
5850C-18-W	18" Cabinet Track	Cold Rolled Steel	18"	1/2"	7/8"	3/4"	Euro
5850C-20-W	20" Cabinet Track	Cold Rolled Steel	20"	1/2"	7/8"	3/4"	Euro
5850C-22-W	22" Cabinet Track	Cold Rolled Steel	22"	1/2"	7/8"	3/4"	Euro
5850C-23-W	23" Cabinet Track	Cold Rolled Steel	23"	1/2"	7/8"	3/4"	Euro
5850C-24-W	24" Cabinet Track	Cold Rolled Steel	24"	1/2"	7/8"	3/4"	Euro
5850D-14-WS	14" Drawer Rail	Cold Rolled Steel	14"	1/2"	7/8"	3/4"	Euro
5850D-16-WS	16" S/C Drawer Rail	Cold Rolled Steel	16"	1/2"	7/8"	3/4"	Euro
5850D-18-WS	18" S/C Drawer Rail	Cold Rolled Steel	18"	1/2"	7/8"	3/4"	Euro
5850D-20-WS	20" S/C Drawer Rail	Cold Rolled Steel	20"	1/2"	7/8"	3/4"	Euro
5850D-22-WS	22" S/C Drawer Rail	Cold Rolled Steel	22"	1/2"	7/8"	3/4"	Euro
5850ABL-PW	Left Adjustable Rear Mtg Bkt	Plastic	-	-	-	-	Bracket
5850ABR-PW	Right Adjustable Rear Mtg Bkt	Plastic	-	-	-	-	Bracket
5850BL-PW	Left Fixed Rear Mtg Bkt	Plastic	-	-	-	-	Bracket
5850BR-PW	Right Fixed Rear Mtg Bkt	Plastic	-	-	-	-	Bracket

Please reference page 234 for pack type information

SERIES 4000

Features

- Tri-roller drawer slides
- Full extension slides provide easy access to all items in the drawer
- The lift out disconnect method simplifies drawer removal
- Available in sets or as individual components
- Optional self-closing feature guides the drawer to the position fully-closed from slightly outside the cabinet
- Fast, easy, and economical installation on face frame cabinets



Product Number	Description	Material	Length	Width	Height	Extension	Slide Type
4049-2G	22" Tri-Roll	Cold Rolled Steel	22"	9/20"	47/50"	Full	Tri-Roller
4051-2G	22-3/4" Tri-Roll	Cold Rolled Steel	22 3/4"	9/20"	47/50"	Full	Tri-Roller
4049-2G	22" Tri-Roll	Cold Rolled Steel	22"	9/20"	47/50"	Full	Tri-Roller
4051-2GT	22 3/4" Tri-Roll	Cold Rolled Steel	22 3/4"	9/20"	47/50"	Full	Tri-Roller
10500S-2G	Front Tand. Rollers	Various	-	-	-	-	Bracket
10500A-2G	Rear Roller Bkt	Various	-	-	-	-	Bracket

Please reference page 234 for pack type information

SERIES 700

Features

- Standard type ball bearing side mount drawer slides
- Ball bearings within the slides provide smooth, long-lasting operation
- Full extension slides provide easy access to all items in the drawer
- When closed, the hold-in detent keeps the drawer firmly in place
- The lever disconnect feature simplifies drawer removal



Product Number	Description	Material	Length	Width	Height	Extension	Slide Type
70016-2G	Standard Type Side Mount	Cold Rolled Steel	16"	1/2"	1 3/4"	Full	Ball Bearing
70018-2G	Standard Type Side Mount	Cold Rolled Steel	18"	1/2"	1 3/4"	Full	Ball Bearing
70020-2G	Standard Type Side Mount	Cold Rolled Steel	20"	1/2"	1 3/4"	Full	Ball Bearing
70022-2G	Standard Type Side Mount	Cold Rolled Steel	22"	1/2"	1 3/4"	Full	Ball Bearing
70024-2G	Standard Type Side Mount	Cold Rolled Steel	24"	1/2"	1 3/4"	Full	Ball Bearing

Please reference page 234 for pack type information

SERIES 707

Features

- Center under mount ball bearing drawer slides
- Ball bearings within the slides provide smooth, long-lasting operation
- Under mount system allows for maximum drawer width within the cabinet
- Concealed slide allows for maximum use of drawer opening in cabinet
- Please note that only one slide is used per drawer



Product Number	Description	Material	Length	Width	Height	Extension	Slide Type
70714-2G	Center Under Mount	Cold Rolled Steel	14"	1 1/2"	3/8"	3/4"	Ball Bearing
70718-2G	Center Under Mount	Cold Rolled Steel	18"	1 1/2"	3/8"	3/4"	Ball Bearing
70722-2G	Center Under Mount	Cold Rolled Steel	22"	1 1/2"	3/8"	3/4"	Ball Bearing

Please reference page 234 for pack type information



Celebrating Our People ...
Scott Seman
 Director of Field Sales

Q: What are you hearing from our customers that has led to Amerock's new collections in this catalog?

A: "Our customers are more than willing to share their ideas about what is happening in the kitchen and bath arena. Cabinets are getting bigger, consumers want more options to customize their look, quality standards continue to climb, and everyone wants a great product at a great value. Amerock is responding by delivering an unprecedented breadth of design, finish, size and overall fashion options for our customers, wherever and however they want to select our products – via the internet, retail stores, showrooms, display boards, catalogs, virtually everywhere style, fashion, finish and design decisions are being made, we are committed to ensuring Amerock is their first choice!"



DISPLAYS TOWERS

Display Type	Dimensions
Hex	31 1/2" W x 84" H
Quad	19 1/2" W x 84" H



Hex Tower



Quad Tower

DISPLAY BOARDS

Board Type	Dimensions
BPD	16" W x 24" H
Appliance	15" W x 16 1/2" H
Appliance Easel	12" W x 13" H
Bath Slat Wall	30" W x 22" H
Stainless Steel 1	20" W x 40" H
Stainless Steel 2	10" W x 20" H
CSM Full	15" W x 5 1/2" H
CSM Half	7 1/2" W x 5 1/2" H
Allison™ Value Hardware	15" W x 5 1/2" H



BPD



Bath Slat Wall



CSM Full



CSM Half



Allison™ Value Hardware



PRODUCT INDEX

Index
p.216

Pack Type Information
p.234

PRODUCT INDEX

Item	Pack Type	Center	Length	Width	Diameter	Projection	Page
143					1 1/4"		204
144					1 1/4"		204
145					1 1/4"		204
147					1 1/4"		204
543					1 1/4"	13/16"	135
544					1 1/2"	1 3/8"	135
926					1 3/4"	7/8"	144
928					2 1/2"	1"	144
932					1"	13/16"	144
933					1 1/4"	1"	144
934					1 1/2"	1"	144
937		3"	3 1/2"	1/2"	1 1/8"	1 1/8"	144
14610					1 1/4"	5/8"	140
69120					1 1/4"	7/8"	146
69125					1 1/2"	1"	146
69128					1 1/2"	15/16"	146
69141		3"	4 7/8"	11/16"	1 1/4"	1 1/4"	142
69143		3"	4 7/8"	11/16"	1 1/4"	1 1/4"	142
69144		3"	4 7/8"	11/16"	1 1/4"	1 1/4"	142
69151					1 1/2"	3/4"	124
69152					1 1/2"	3/4"	124
69153		3"	4"	7/16"	3/4"	3/4"	126
69154		3"	4"	7/16"	3/4"	3/4"	126
69169					1 1/2"	3/4"	130
69190					1 1/4"		180
69191					1 1/4"		180
69192					1 1/4"		180
69193					1 1/4"		181
69194					1 1/4"		181
69195					1 1/4"		181
69196					1 1/4"		171
69200					1 1/4"		165
69201					1 1/4"		165
69202					1 1/4"		165
69228					1 1/4"	1"	140
69267					1 1/16"	13/16"	134
69268					1 5/16"	1 1/16"	134
10500A-2G	CM						210
10500S-2G	CM						210
1238-2G	BP, CM						186
1238-BB	BP, CM						186
1242-2G	BP, LD						186
1242-BB	BP, CM						186
1247-BB	CM						187
125AB					1 1/4"	3/4"	130
1300-ART	BP	3"			1 1/16"		54
1300-G9	BP	3"			1 1/16"		54
1300-077	BP, D	3"			1 1/16"		54
1300-ORB	BP	3"			1 1/16"		54
1300-RB	BP	3"	133.9mm	18.5mm		26.3mm	54
1301-G9	BP	3"	5 1/2"	7/8"		1"	65
1301-077	BP, PK	3"	5 1/2"	7/8"		1"	65
1301-ORB	BP	3"	5 1/2"	7/8"		1"	65
1302-ART	BP	3"	1/2"			1"	54
1302-G10	BP	3"	5"	1/2"		1"	54
1302-G9	BP	3"	5"	1/2"		1"	54
1302-077	BP, D	3"	5"	1/2"		1"	54
1302-ORB	BP	3"	5"	1/2"		1"	54
1302-RB	BP	3"	125.5mm	14.8mm		25.4mm	54
1303-G9	BP	3"	4 11/16"	5/8"		1 1/16"	65
1303-077	BP, D	3"	4 11/16"	5/8"		1 1/16"	65
1303-ORB	BP	3"	4 11/16"	5/8"		1 1/16"	65

The dimensional information provided here should be verified with the actual product prior to drilling or attempting to install the hardware. Please direct any questions you may have on the installation process to Amerock Customer Service.

PRODUCT INDEX

Item	Pack Type	Center	Length	Width	Diameter	Projection	Page	
1336-077	BP				1 11/32"	1 1/4"	87	
1336-RBZ	BP				1 11/32"	1 1/4"	87	
1336-WI	BP				1 11/32"	1 1/4"	87	
1337-G9	BP				1 7/32"	1 1/4"	86	
1337-074	BP				1 7/32"	1 1/4"	86	
1337-077	BP, CM				1 7/32"	1 1/4"	86	
1337-PWT	BP				1 7/32"	1 1/4"	86	
1337-WI	BP				1 7/32"	1 1/4"	86	
1338-G9	BP		1 9/16"	5/16"		1"	86	
1338-077	BP		1 9/16"	5/16"		1"	86	
1338-PWT	BP		1 9/16"	5/16"		1"	86	
1338-WI	BP		1 9/16"	5/16"		1"	86	
1350-074	BP	3"			5 3/16"	23/32"	66	
1350-077	BP	3"			5 3/16"	23/32"	66	
1351-077	BP	3"			5 1/4"	3/4"	151/16"	85
1351-WI	BP	3"			5 1/4"	3/4"	151/16"	85
1352-074	BP	3"			5 1/4"	21/32"	1"	66
1352-077	BP	3"			5 1/4"	21/32"	1"	66
1353-077	BP	3"			5 3/16"	3/4"	1"	66
1354-074	BP				1 1/4"	1 1/16"	66	
1354-077	BP				1 1/4"	1 1/16"	66	
1355AB					1 3/8"	7/8"	135	
1355-077	BP				1 1/4"	1 1/8"	85	
1355-WI	BP				1 1/4"	1 1/8"	85	
1356AB					1 3/8"	1 1/8"	135	
1356-074	BP				1 1/4"	1 1/16"	66	
1356-077	BP				1 1/4"	1 1/16"	66	
1357-077	BP				1 1/4"	1 1/16"	66	
1382-R1	BP	3"	4 9/32"	1/2"		1"	64	
1383-26	BP	3"	4 13/16"	1/2"		1"	64	
1383-3	BP	3"	4 13/16"	1/2"		1"	64	
1383-R1	BP	3"	4 13/16"	1/2"		1"	64	
1384-26	BP	3"	4 1/2"	9/16"		1"	64	
1384-3	BP	3"	4 1/2"	9/16"		1"	64	
1384-G9	BP	3"	4 1/2"	9/16"		1"	64	
1384-R1	BP	3"	4 1/2"	9/16"		1"	64	
1385-R1	BP				1 1/4"	1"	64	
1386-26	BP				1 1/4"	1"	61	
1386-PWT	BP				1 1/4"	1"	61	
1386-R1	BP				1 1/4"	1"	61	
1387-26	BP				1 1/4"	1 1/16"	64	
1387-3	BP				1 1/4"	1 1/16"	64	
1387-ART	BP				1 1/4"	1 1/16"	64	
1387-G10	BP, TPK				1 1/4"	1 1/16"	64	
1387-G9	BP				1 1/4"	1 1/16"	64	
1387-R1	BP				1 1/4"	1 1/16"	64	
1387-RBZ	BP				1 1/4"	1 1/16"	64	
1394-26	BP	3"	4 1/4"	21/32"		1"	62	
1394-3	BP	3"	4 1/4"	21/32"		1"	62	
1394-R1	BP	3"	4 1/4"	21/32"		1"	62	
1395-R1	BP	3"	4 15/16"	3/4"		1"	62	
1396-26	BP		1 1/2"	7/8"		1 1/32"	62	
1396-3	BP		1 1/2"	7/8"		1 1/32"	62	
1396-R1	BP		1 1/2"	7/8"		1 1/32"	62	
1397-R1	BP				1 1/4"	1 1/16"	62	
1411-3	BP	3"	3 1/2"	5/8"		1 1/4"	119	
14202AL					1 1/4"	1 1/16"	145	
14204WHT					1 1/4"	1 1/16"	145	
14221WHT					1 3/8"	1 3/16"	145	
14222WPH							142	
1422-30A	BP				1 1/4"	1"	141	
14224WHT					1 3/8"	7/8"	145	

The dimensional information provided here should be verified with the actual product prior to drilling or attempting to install the hardware. Please direct any questions you may have on the installation process to Amerock Customer Service.

Item	Pack Type	Center	Length	Width	Diameter	Projection	Page	
1423-3	BP				1"	15/16"	119	
1424-3	BP				1 1/4"	1"	134	
1427-3	BP				1 1/4"	1"	134	
1430-3	BP				1 1/4"	1 1/8"	134	
14303CB	BP				1 1/4"	1 3/8"	59	
14303CSG	BP				1 1/4"	1 3/8"	59	
14303G10	BP				1 1/4"		59	
14303ORB	BP				1 1/4"		59	
14351WCH					1 3/16"	1 1/8"	141	
14401CH					1 1/4"	1 1/16"	135	
14403SCH					1 5/16"	7/8"	135	
14404SCH					1 3/16"	1 1/8"	135	
14408SCH					1 11/16"	1"	116/16"	135
1443-3	BP		1 1/4"	13/16"		1 3/4"	122	
1443-BNB	BP		1 1/4"	13/16"		1 3/4"	122	
1443-G10	BP		1 1/4"	13/16"		1 3/4"	122	
1443-ORB	BP		1 1/4"	13/16"		1 3/4"	122	
14465PB		3"	5 1/4"			7/8"	131	
1447-3	BP				1 3/8"	1 1/8"	134	
1450-26	BP	3"	3 3/8"	3/8"		1 1/16"	119	
1450-3	BP	3"	3 3/8"	3/8"		1 1/16"	119	
1451-3	BP	3 1/2"	3 7/8"	3/8"		1 1/16"	119	
1452-3	BP	4"	4 3/8"	3/8"		1 1/4"	119	
1452-AE	BP	4"	4 3/8"	3/8"		1 1/4"	119	
1452-BNB	BP	4"	4 3/8"	3/8"		1 1/4"	119	
1452-G10	BP	4"	4 3/8"	3/8"		1 1/4"	119	
1453-3	BP	3"	3 15/16"	1/2"		13/16"	131	
1456-3	BP		2	2 3/4"		1	173	
1457-3	BP		1 3/4"	2 3/4"		5/8"	169	
1466-2-G10					1 3/8"	1 1/16"	97	
1466-2-G10	BP					1 1/16"	97	
1466-3	BP				1 1/4"	1 1/16"	61	
1466-G10	BP				1 1/4"	1 1/16"	61	
1466-074	BP				1 1/4"	1 1/16"	61	
1466-ORB	BP				1 1/4"	1 1/16"	61	
1466-PWT	BP				1 1/4"	1 1/16"	61	
1466-R1	BP				1 1/4"	1 1/16"	61	
1466-R2	BP				1 1/4"	1 1/16"	61	
1466-WC	BP				1 1/4"	1 1/16"	61	
1466-WID	BP				1 1/4"	1 1/16"	61	
1466-WN	BP				1 1/4"	1 1/16"	61	
1470-CP	BP, PK	3"	4 3/4"	5/8"		1 1/16"	63	
1470-074	BP	3"	4 3/4"	5/8"		1 1/16"	63	
1470-PWT	BP	3"	4 3/4"	5/8"		1 1/16"	63	
1470-R1	BP	3"	4 3/4"	5/8"		1 1/16"	63	
1471-CP	BP	3" & 96mm	5 1/8"	1"		1 1/16"	63	
1471-G9	BP	3" & 96mm	5 1/8"	1"		1 1/16"	63	
1471-074	BP	3" & 96mm	5 1/8"	1"		1 1/16"	63	
1471-ORB	BP	3" & 96mm	5 1/8"	1"		1 1/16"	63	
1471-PWT	BP	3" & 96mm	5 1/8"	1"		1 1/16"	63	
1471-R1	BP	3" & 96mm	5 1/8"	1"		1 1/16"	63	
1473-CP	BP	3" & 96mm	4 5/8"	11/16"		1 3/32"	63	
1474-CP	BP, PK		1 1/2"	13/16"		1 1/8"	63	
1474-PWT	BP		1 1/2"	13/16"		1 1/8"	63	
1475-CP	BP				1 3/8"	1 1/4"	63	
1475-G9	BP				1 3/8"	1 1/4"	63	
1475-074	BP				1 3/8"	1 1/4"	63	
1475-PWT	BP				1 3/8"	1 1/4"	63	
1475-R1	BP				1 3/8"	1 1/4"	63	
14951CH					1 1/4"		195	
149-AE	BP, CM	3"	4 1/4"	3/8"		15/16"	128	
152-AE	BP, CM	3"	4 7/8"	1 1/2"		1"	138	

PRODUCT INDEX

Item	Pack Type	Center	Length	Width	Diameter	Projection	Page
156-AE	BP	3"	4 5/8"	1"		1 1/4"	128
1580-EB	BP	3"	5 5/8"	1 1/16"		1"	80
1580-G10	BP	3"	5 1/2"	5/8"		1"	80
1580-ORB	BP	3"	5 5/8"	1 1/16"		1"	80
1580-R2	BP	3"	5 5/8"	1 1/16"		1"	80
1580-WID	BP	3"	5 5/8"	1 1/16"		1"	80
1580-WN	BP	3"	5 5/8"	1 1/16"		1"	80
1581-2-EB	BP			1 5/7"		1 3/7"	104
1581-2-G10	BP			1 5/7"		1 3/7"	104
1581-2-ORB	BP			1 5/7"		1 3/7"	104
1581-2-WN	BP			1 3/4"			104
1581-EB	BP			1 1/4"		1 1/8"	80
1581-G10	BP			1 1/4"		1 1/8"	80
1581-ORB	BP			1 1/4"		1 1/8"	80
1581-R2	BP, PK			1 1/4"		1 1/8"	80
1581-WID	BP, CDK			1 1/4"		1 1/8"	80
1581-WN	BP			1 1/4"		1 1/8"	80
1582-EB	BP	3"	4 1/4"	1 3/8"		1"	80
1582-ORB	BP	3"	4 1/4"	1 3/8"		1"	80
1582-R2	BP	3"	4 1/4"	1 3/8"		1"	80
1582-WID	BP	3"	4 1/4"	1 3/8"		1"	80
1582-WN	BP	3"	4 1/4"	1 3/8"		1"	80
1583-EB	BP		1 7/8"	1 1/16"		1 1/16"	80
1583-ORB	BP		1 7/8"	1 1/16"		1 1/16"	80
1583-R2	BP		1 7/8"	1 1/16"		1 1/16"	80
1583-WID	BP		1 7/8"	1 1/16"		1 1/16"	80
1583-WN	BP		1 7/8"	1 1/16"		1 1/16"	80
1584-ART	BP	3"	4 1/8"	7/16"		1 1/4"	23
1584-FB	BP	3"	4 1/8"	7/16"		1 1/4"	23
1584-G10	BP	3"	4 1/8"	7/16"		1 1/4"	23
1584-ORB	BP	3"	4 1/8"	7/16"		1 1/4"	23
1584-RB	BP	3"	4 1/8"	4/9"		1 1/4"	23
1584-WID	BP	3"	4 1/8"	7/16"		1 1/4"	23
1584-WN	BP	3"	4 1/8"	7/16"		1 1/4"	23
1585-2-G10	E			1 3/4"		1 1/4"	96
1585-2-ORB	E			1 3/4"		1 1/4"	96
1585-2-WID	BP			1 3/4"		1 1/4"	96
1585-ART	BP			1 1/4"		1 13/16"	23
1585-FB	BP			1 1/4"		1 13/16"	23
1585-G10	BP, TPK			1 1/4"		1 13/16"	23
1585-ORB	BP, TPK			1 1/4"		1 13/16"	23
1585-RB	BP			31.8mm		27.2mm	23
1585-WID	BP			1 1/4"		1 13/16"	23
1585-WN	BP			1 1/4"		1 13/16"	23
1586-2-FB	BP			1 3/4"		1 1/4"	96
1586-2-G10	BP			1 3/4"		1 1/4"	96
1586-2-ORB	BP			1 3/4"		1 1/4"	96
1586-2-WN	BP			1 3/4"		1 1/4"	96
1586-ART	BP			1 3/8"		1"	22
1586-FB	BP			1 3/8"		1"	22
1586-G10	BP, CDK			1 3/8"		1"	22
1586-ORB	BP, TPK			1 3/8"		1"	22
1586-R2	BP			1 3/8"		1"	22
1586-RB	BP			34mm		25.5mm	22
1586-WC	BP			1 3/8"		1"	22
1586-WID	BP			1 3/8"		1"	22
1586-WN	BP			1 3/8"		1"	22
1587-FB	BP	96mm	6 2/7"	2/3"		1"	22
1587-G10	BP	96mm	6 2/7"	2/3"		1"	22
1587-ORB	BP	96mm	6 2/7"	2/3"		1"	22
1587-WN	BP	96mm	6 2/7"	2/3"		1"	22
1588-FB	BP	128mm	7 1/2"	3/4"		1"	22

The dimensional information provided here should be verified with the actual product prior to drilling or attempting to install the hardware. Please direct any questions you may have on the installation process to Amerock Customer Service.

PRODUCT INDEX

Item	Pack Type	Center	Length	Width	Diameter	Projection	Page
1788-G10	BP	18"	20 5/6"	5/7"		2 2/7"	96
1788-ORB	BP	18"	20 5/6"	5/7"		2 2/7"	96
1788-WID	BP	18"	20 5/6"	5/7"		2 2/7"	96
178-AE	BP, CM	3"	5 1/2"	5/8"		1"	128
1820-G9	BP	3" & 96mm	4 7/16"	1 1/2"		1 1/16"	65
1820-PWT	BP	3" & 96mm	4 7/16"	1 1/2"		1 1/16"	65
1820-R1	BP	3" & 96mm	4 7/16"	1 1/2"		1 1/16"	65
1821-G9	BP			1 3/8"		1 1/8"	65
1821-PWT	BP			1 3/8"		1 1/8"	65
1821-R1	BP			1 3/8"		1 1/8"	65
1824-PWT	BP	3" & 96mm	5 3/16"	1 1/16"		1"	65
1825-PWT	BP			1 1/4"		1 1/16"	65
1826-074	BP	3" & 96mm	5 1/8"	13/16"		1"	64
183C-AE	BP	3"	5 1/2"	1"		1"	137
19001-SS	BP	3"	3 21/32"	3/8"		1 3/16"	38
19002-SS	BP	96mm, 3 3/4"	4 9/16"	3/8"		1 3/16"	38
19003-SS	BP	128mm, 5"	5 31/32"	3/8"		1 5/32"	38
19004-SS	BP	160mm, 6 1/4"	7 3/8"	3/8"		1 1/4"	38
19005-SS	BP	192mm, 7 1/2"	8 7/8"			1 1/4"	38
19006-SS	BP		2"			1 1/2"	38
19007-SS	BP			30mm, 1 3/16"			38
19008-SS	BP			1 1/4"			38
19009-SS	BP		50mm, 1 15/16"			1 3/8"	38
19010CS-G9	BP	3"					35
19010SS	BP	3"					35
19011CS-G10	BP	96mm, 3 3/4"	156mm, 6"	12mm, 15/32"		35mm, 1 3/8"	35
19011SS	BP	96mm, 3 3/4"	156mm, 6"	12mm, 15/32"		35mm, 1 3/8"	35
19012SS	BP	192mm, 7 1/2"	250mm, 9 3/4"	12mm, 15/32"		35mm, 1 3/8"	35
19013SS	BP	256mm, 10"	336mm, 13"	12mm, 15/32"		35mm, 1 3/8"	35
19014-ORB	BP	12 3/5"	15 3/4"	1/2"		1 3/8"	98
19014SS	BP	320mm, 12 1/2"	400mm, 15 5/8"	12mm, 15/32"		35mm, 1 3/8"	98
19015-ORB	BP	16 3/8"	19 1/2"	1/2"		1 3/8"	98
19015SS	BP	416mm, 16 1/4"	496mm, 19 11/32"	12mm, 15/32"		35mm, 1 3/8"	98
19016-ORB	BP	18 8/9"	22"	1/2"		1 3/8"	98
19016SS	BP	480mm, 18 3/4"	560mm, 21 27/32"	12mm, 15/32"		35mm, 1 3/8"	98
19017-ORB	BP	21 3/7"	24 4/7"	1/2"		1 3/8"	98
19017SS	BP	544mm, 21 7/32"	624mm, 24 11/32"	12mm, 15/32"		35mm, 1 3/8"	98
19018-ORB	BP	25 1/5"	28 1/3"	1/2"		1 3/8"	98
19018SS	BP	640mm, 25"	720mm, 28 1/16"	12mm, 15/32"		35mm, 1 3/8"	98
19019-ORB	BP	30 1/4"	33 2/5"	1/2"		1 3/8"	98
19019SS	BP	768mm, 30"	848mm, 33 1/16"	12mm, 15/32"		35mm, 1 3/8"	98
1908-G10	BP	3"	5 1/2"	5/8"		7/8"	121
1908-PB	BP	3"	5 1/2"	5/8"		7/8"	121
1910-26	BP			1 1/4"		1 1/8"	122
1910-26D	BP			1 1/4"		1 1/8"	122
1910-BN	BP			1 1/4"		1 1/8"	122
1910-G10	BP			1 1/4"		1 1/8"	122
1910-PB	BP			1 1/4"		1 1/8"	122
19200-G10	BP	128mm, 5"	14mm, 1/2"	33mm, 1 9/32"			41
19200-WN	BP	128mm, 5"	14mm, 1/2"	33mm, 1 9/32"			41
19201-G10	BP	128mm, 5"	160mm, 6 1/4"	21mm, 13/16"		30mm, 1 3/16"	42
19201-WN	BP	128mm, 5"	160mm, 6 1/4"	21mm, 13/16"		30mm, 1 3/16"	42
19202-G10	BP, D	96mm, 3 3/4"	135mm, 5 1/4"	13mm, 1/2"		26mm, 1"	40
19202-WID	BP	96mm, 3 3/4"	135mm, 5 1/4"	13mm, 1/2"		26mm, 1"	40
19202-WN	BP	96mm, 3 3/4"	135mm, 5 1/4"	13mm, 1/2"		26mm, 1"	40
19203-G10	BP	128mm, 5"	160mm, 6 1/4"	19mm, 3/4"		29mm, 1 1/8"	42
19203-WN	BP	128mm, 5"	160mm, 6 1/4"	19mm, 3/4"		29mm, 1 1/8"	42
19204-G10	BP	128mm, 5"	200mm, 7 13/16"	30mm, 1 3/16"		30mm, 1 3/16"	42
19204-WN	BP	128mm, 5"	200mm, 7 13/16"	30mm, 1 3/16"		30mm, 1 3/16"	42
19205-G10	BP	128mm, 5"	155mm, 6 1/32"	18mm, 23/32"		30mm, 1 3/16"	42
19205-WN	BP	128mm, 5"	155mm, 6 1/32"	18mm, 23/32"		30mm, 1 3/16"	42
19206-G10	BP		4 3/8"	1"			68

The dimensional information provided here should be verified with the actual product prior to drilling or attempting to install the hardware. Please direct any questions you may have on the installation process to Amerock Customer Service.

Item	Pack Type	Center	Length	Width	Diameter	Projection	Page
19206-ORB	BP		4 3/8"	1"			68
19206-R2	BP		4 3/8"	1"			68
19206-WID	BP		4 3/8"	1"			68
19206-WN	BP		4 3/8"	1"			68
19207-ORB	BP		4 3/8"	1 1/16"			68
19207-WID	BP		4"	1"		1/16"	68
19208-G10	BP	3"	5 5/8"	1"		1/16"	68
19208-ORB	BP	3"	5 5/8"	1"			68
19208-WID	BP	3"	5 5/8"	1"		1/16"	68
19208-WN	BP	3"	5 5/8"	1"		1/16"	68
1920-W	BP			1 1/2"		3/4"	145
19250-G10	BP						82
19250-R2	BP						82
19250-WC	BP						82
19250-WID	BP						82
19250-WN	BP						82
19251-G10	BP	3"	1 5/8"	1 7/32"		1 1/8"	82
19251-R2	BP	3"	1 5/8"	1 7/32"		1 1/8"	82
19251-WC	BP	3"	1 5/8"	1 7/32"		1 1/8"	82
19251-WID	BP	3"	1 5/8"	1 7/32"		1 1/8"	82
19251-WN	BP	3"	1 5/8"	1 7/32"		1 1/8"	82
19252-G10	BP					1 1/4"	90
19252-WID	BP					1 1/4"	90
19252-WN	BP					1 1/4"	90
19253-G10	BP	3"					90
19253-WID	BP	3"					90
19253-WN	BP	3"					90
19254-G10	BP	3"					90
19254-WN	BP	3"					90
19255-26FB	BP					1 1/4"	91
19255-CCB	BP					1 1/4"	91
19256-26FB	BP	3"					91
19256-CCB	BP	3"					91
19257-26	BP					1 1/4"	85
19257-26D	BP					1 1/4"	85
19257-G10	BP					1 1/4"	85
19258-26	BP	3"					85
19258-26D	BP	3"					85
19258-G10	BP	3"					85
19259-G10	BP, CDK	3"	4 1/2"		9/16"	1"	40
19259-WID	BP	3"	4 1/2"		9/16"	1"	40
19259-WN	BP	3"	4 1/2"		9/16"	1"	40
1925-PBOK	BP	3"	4 7/8"	3/4"		1 1/8"	142
19260-G10	BP	128mm, 5"	152mm, 6"	10mm, 3/8"		3mm, 1/8"	77
19260-ORB	BP	128mm, 5"	152mm, 6"	10mm, 3/8"		3mm, 1/8"	77
19260-R2	BP	128mm, 5"	152mm, 6"	10mm, 3/8"		3mm, 1/8"	77
19260-WC	BP	128mm, 5"	152mm, 6"	10mm, 3/8"		3mm, 1/8"	77
19260-WID	BP	128mm, 5"	152mm, 6"	10mm, 3/8"		3mm, 1/8"	77
19260-WN	BP	128mm, 5"	152mm, 6"	10mm, 3/8"		3mm, 1/8"	77
1927-W	BP					1 1/2"	1

PRODUCT INDEX

Item	Pack Type	Center	Length	Width	Diameter	Projection	Page
19321-R2	BP	—	66mm, 2 9/16"	7/8"	—	1 1/2"	57
19321-RB	BP	—	66mm, 2 9/16"	7/8"	—	1 1/2"	57
19321-WN	BP	—	66mm, 2 9/16"	7/8"	—	1 1/2"	57
19322-ART	BP	3"	3 5/8"	13/16"	—	1 5/8"	57
19322-FB	BP	3"	3 5/8"	13/16"	—	1 5/8"	57
19322-ORB	BP	3"	3 5/8"	13/16"	—	1 5/8"	57
19322-R2	BP	3"	3 5/8"	13/16"	—	1 5/8"	57
19322-RB	BP	3"	3 5/8"	13/16"	—	1 5/8"	57
19322-WN	BP	3"	3 5/8"	13/16"	—	1 5/8"	57
19323-FB	BP	96mm, 3 3/4"	4 5/8"	1 1/2"	—	1"	57
19323-ORB	BP	96mm, 3 3/4"	4 5/8"	1 1/2"	—	1"	57
19323-R2	BP	96mm, 3 3/4"	4 5/8"	1 1/2"	—	1"	57
19323-WN	BP	96mm, 3 3/4"	4 5/8"	1 1/2"	—	1"	57
19324-FB	BP	160mm, 6 1/4"	7 1/4"	2"	—	1"	57
19324-ORB	BP	160mm, 6 1/4"	7 1/4"	2"	—	1"	57
19324-R2	BP	160mm, 6 1/4"	7 1/4"	2"	—	1"	57
19324-WN	BP	160mm, 6 1/4"	7 1/4"	2"	—	1"	57
1950-26	BP	—	—	—	—	1 1/4"	122
1950-26D	BP	—	—	—	—	1 1/4"	122
1950-AE	BP	—	—	—	—	1 1/4"	122
1950-B	BP	—	—	—	—	1 1/4"	122
1950-BNB	BP	—	—	—	—	1 1/4"	122
1950-BRB	BP	—	—	—	—	1 1/4"	122
1950-G10	BP	—	—	—	—	1 1/4"	122
1950H-26	BP	—	—	—	—	1 1/4"	124
1950H-26D	BP	—	—	—	—	1 1/4"	124
1950H-AE	BP	—	—	—	—	1 1/4"	124
1950H-B	BP	—	—	—	—	1 1/4"	124
1950H-BNB	BP	—	—	—	—	1 1/4"	124
1950H-G10	BP	—	—	—	—	1 1/4"	124
1950-NBZ	BP	—	—	—	—	1 1/4"	122
1950-ORB	BP	—	—	—	—	1 1/4"	122
1951-B	BP	3"	3 3/8"	3/8"	—	1 1/16"	123
1951-BNB	BP	3"	3 3/8"	3/8"	—	1 1/16"	123
1951-G10	BP	3"	3 3/8"	3/8"	—	1 1/16"	123
1952-BNB	BP	3 1/2"	3 7/8"	3/8"	—	1 1/16"	123
1952-G10	BP	3 1/2"	3 7/8"	3/8"	—	1 1/16"	123
19541CS-G9	BP	128mm, 5"	188mm, 7 7/16"	12mm, 15/32"	—	35mm, 1 3/8"	35
19541-SS	BP	128mm, 5"	188mm, 7 7/16"	12mm, 15/32"	—	35mm, 1 3/8"	35
1956-BC	BP	—	—	—	—	1 1/4"	140
1957-BC	BP	3"	3 7/16"	7/16"	—	15/16"	67
1957-NBZ	BP	3"	3 7/16"	7/16"	—	15/16"	67
1963-263	BP	—	—	—	3/4"	1 1/16"	139
1963-BNB	BP	—	—	—	3/4"	1 1/16"	139
1964-263	BP	3"	3 15/16"	9/16"	—	1 1/4"	139
1964-BNB	BP	3"	3 15/16"	9/16"	—	1 1/4"	139
1965-BNB	BP	3 1/2"	4 1/2"	9/16"	—	1 1/4"	139
1970-26	BP	96mm	4 1/2"	9/16"	—	15/16"	127
1970-26D	BP	96mm	4 1/2"	9/16"	—	15/16"	127
1970-BNB	BP	96mm	4 1/2"	9/16"	—	15/16"	127
1970-G10	BP	96mm	4 1/2"	9/16"	—	15/16"	127
1971-G10	BP	96mm, 3 3/4"	4 5/8"	13/16"	—	1/16"	69
217BLK	—	—	—	—	—	1 1/2"	145
217BON	—	—	—	—	—	1 1/2"	145
217HGR	—	—	—	—	—	1 1/2"	145
217WHT	—	—	—	—	—	1 1/2"	145
221DEL	—	—	—	—	—	1 1/2"	146
221WHT	—	—	—	—	—	1 1/2"	146
226WHT	—	—	—	—	—	1 1/4"	146
231WHT	—	—	—	—	—	1"	147
232WHT	—	—	—	—	—	1 1/4"	147
2335-AE	BP, CM	—	1 1/2"	1 1/2"	—	1/2"	184

The dimensional information provided here should be verified with the actual product prior to drilling or attempting to install the hardware. Please direct any questions you may have on the installation process to Amerock Customer Service.

PRODUCT INDEX

Item	Pack Type	Center	Length	Width	Diameter	Projection	Page
24233-SN	BP	128mm	172mm	18mm	—	36mm	76
24233-WS	BP	128mm	172mm	18mm	—	36mm	76
24234-DBS	BP	—	—	—	34mm	29mm	49
24234-DOB	BP	—	—	—	1 1/3"	1 1/7"	49
24234-RB	BP	—	—	—	34mm	29mm	49
24234-SN	BP	—	—	—	34mm	29mm	49
24234-WNC	BP	—	—	—	34mm	29mm	49
24235-DBS	BP	96mm	112mm	22mm	—	33mm	49
24235-DOB	BP	96mm	4 2/5"	6/7"	—	1 2/7"	49
24235-RB	BP	96mm	112mm	22mm	—	33mm	49
24235-SN	BP	96mm	112mm	22mm	—	33mm	49
24235-WNC	BP	96mm	112mm	22mm	—	33mm	49
2444FWP	—	—	—	—	1 1/4"	1"	141
2444WPB	—	—	—	—	1 1/4"	1"	141
245-26	BP	3"	4 15/16"	3/4"	—	1 1/4"	142
245-AE	BP	3"	4 15/16"	3/4"	—	1 1/4"	142
245FWP	—	3"	4 15/16"	3/4"	—	1 1/4"	142
245OLB	—	3"	4 15/16"	3/4"	—	1 1/4"	142
245WAB	—	3"	4 15/16"	3/4"	—	1 1/4"	142
245WPB	—	3"	4 15/16"	3/4"	—	1 1/4"	142
252LB	—	3"	5 1/2"	5/8"	—	1"	123
252PB	—	3"	5 1/2"	5/8"	—	1"	123
253G10	—	3"	4 7/8"	5/8"	—	1"	121
253LB	—	3"	4 7/8"	5/8"	—	1"	121
253PB	—	3"	4 7/8"	5/8"	—	1"	121
253SCH	—	3"	4 7/8"	5/8"	—	1"	121
254PB	—	3"	5 1/16"	5/8"	—	1"	121
254SCH	—	3"	5 1/16"	5/8"	—	1"	121
255PB	—	—	—	—	1 1/4"	7/8"	134
256LB	—	—	—	—	1 1/4"	7/8"	134
256PB	—	—	—	—	1 1/4"	7/8"	134
2603-BB	CM	—	—	—	—	—	197
2603-W	CM	—	—	—	—	—	197
2604-BB	CM	—	—	—	—	—	197
2604-W	CM	—	—	—	—	—	197
2605-BB	CM	—	—	—	—	—	197
2605-W	CM	—	—	—	—	—	197
2605W-BB	CM	—	—	—	—	—	197
2606-14	CM	—	—	—	—	—	196
2606-3	CM	—	—	—	—	—	196
2606-BB	BP, CM	—	—	—	—	—	196
2606-W	CM	—	—	—	—	—	196
26116-26	BP	3"	4 1/2"	7/8"	—	7/8"	53
26116-G10	BP	3"	4 1/2"	7/8"	—	7/8"	53
26116-ORB	BP	3"	4 1/2"	7/8"	—	7/8"	53
26116-R2	BP	3"	4 1/2"	7/8"	—	7/8"	53
26116-WN	BP	3"	4 1/2"	7/8"	—	7/8"	53
26117-26	BP	—	1"	1"	—	7/8"	53
26117-G10	BP	—	1"	1"	—	7/8"	53
26117-ORB	BP	—	1"	1"	—	7/8"	53
26117-R2	BP	—	1"	1"	—	7/8"	53
26117-WN	BP	—	1"	1"	—	7/8"	53
26121-G10	BP	—	1 3/8"	1 3/8"	1 3/8"	1 1/8"	63
26126-26	BP	3"	3 1/2"	1 3/4"	—	11/16"	53
26126-G10	BP	3"	3 1/2"	1 3/4"	—	11/16"	53
26126-ORB	BP	3"	3 1/2"	1 3/4"	—	11/16"	53
26126-R2	BP	3"	3 1/2"	1 3/4"	—	11/16"	53
26126-WN	BP	3"	3 1/2"	1 3/4"	—	11/16"	53
26127-26	BP	—	1 1/2"	1"	—	1 1/8"	53
26127-G10	BP	—	2"	1 3/8"	—	1 5/8"	53
26127-ORB	BP	—	2"	1 3/8"	—	1 5/8"	53
26127-RB	BP	—	2"	1 3/8"	—	1 5/8"	53

The dimensional information provided here should be verified with the actual product prior to drilling or attempting to install the hardware. Please direct any questions you may have on the installation process to Amerock Customer Service.

PRODUCT INDEX

Item	Pack Type	Center	Length	Width	Diameter	Projection	Page
26501-26	BH		6 6/7"	5 1/2"		3"	153
26501-G10	BH		6 6/7"	5 1/2"		3"	153
26501-ORB	BH		6 6/7"	5 1/2"		3"	153
26502-26	BH		1 7/9"	2 5/6"		3"	153
26502-G10	BH		1 7/9"	2 5/6"		3"	153
26502-ORB	BH		1 7/9"	2 5/6"		3"	153
26503-26	BH	18"	19 3/4"	2 5/6"		3"	153
26503-G10	BH	18"	19 3/4"	2 5/6"		3"	153
26503-ORB	BH	18"	19 3/4"	2 5/6"		3"	153
26504-26	BH	24"	25 3/4"	2 5/6"		3"	153
26504-G10	BH	24"	25 3/4"	2 5/6"		3"	153
26504-ORB	BH	24"	25 3/4"	2 5/6"		3"	153
26505-26	BH	24"	25 3/4"	4"		5 1/3"	153
26505-G10	BH	24"	25 3/4"	4"		5 1/3"	153
26505-ORB	BH	24"	25 3/4"	4"		5 1/3"	153
26507-26	BH		2 5/6"	8 1/3"		3"	153
26507-G10	BH		2 5/6"	8 1/3"		3"	153
26507-ORB	BH		2 5/6"	8 1/3"		3"	153
26510-ORB	BH		5 7/8"	4 1/8"		3"	152
26510-PN	BH		5 7/8"	4 1/8"		3"	152
26511-ORB	BH		6 4/5"	7 7/9"		3"	152
26511-PN	BH		6 4/5"	7 7/9"		3"	152
26512-ORB	BH		3 2/7"	2 3/8"		2 2/9"	152
26512-PN	BH		3 2/7"	2 3/8"		2 2/9"	152
26513-ORB	BH	18"	20 1/3"	2 1/3"		3"	152
26513-PN	BH	18"	20 1/3"	2 1/3"		3"	152
26514-ORB	BH	24"	26 1/3"	2 1/3"		3"	152
26514-PN	BH	24"	26 1/3"	2 1/3"		3"	152
26517-ORB	BH		2 1/3"	9 2/7"		3 1/5"	152
26517-PN	BH		2 1/3"	9 2/7"		3 1/5"	152
26520-ORB	BH		9 5/9"	3 3/5"		3 1/3"	154
26521-ORB	BH		6 5/6"	8 1/3"		2 4/9"	154
26522-ORB	BH		3"	4 2/9"		3 4/7"	154
26523-ORB	BH	18"	22 3/4"	3 3/5"		3 1/3"	154
26524-ORB	BH	24"	28 3/4"	3 3/5"		3 1/3"	154
26530-G10	BH		7 3/8"	3 3/5"		3 1/8"	155
26531-G10	BH		6 5/6"	8 1/3"		2 2/9"	155
26532-G10	BH		3 3/5"	3 3/5"		3 4/7"	155
26533-G10	BH	18"	20 1/2"	3 3/5"		3 1/8"	155
26534-G10	BH	24"	26 1/2"	3 3/5"		3 1/8"	155
26537-G10	BH		3 3/5"	9 1/9"		3 2/9"	155
26540-SS	BH		7 1/4"	2"		2 3/4"	151
26541-SS	BH		6 3/8"	5"		2 1/7"	151
26542-SS	BH		2"	2 1/4"		2"	151
26543-SS	BH	18"	21"	2"		3 1/5"	151
26544-SS	BH	24"	26 8/9"	2"		3 1/3"	151
26545-SS	BH	24"	26 8/9"	2"		5"	151
26546-SS	BH	9"	11 3/5"	2"		2 3/4"	151
2650PB				1 1/4"		1"	141
2665L-BB	D						196
2665R-BB	D						196
2660PB		3"	5"	3/4"		1 1/4"	142
27001-R2	BP		1 1/4"	1"		1"	79
27001-WID	BP		1 1/4"	1"		1"	79
27001-WN	BP		1 1/4"	1"		1"	79
27005-ART	BP	3"	4"	7/8"		1"	26
27005-G10	BP	3"	4"	7/8"		1"	26
27005-WN	BP	3"	4"	7/8"		1"	26
27005-WNC	BP	3"	4"	7/8"		1"	26
27006-ART	BP		1 1/8"	1 1/8"		1"	26
27006-G10	BP, D		1 1/8"	1 1/8"		1"	26
27006-WN	BP		1 1/8"	1 1/8"		1"	26

Item	Pack Type	Center	Length	Width	Diameter	Projection	Page
27006-WNC	BP		1 1/8"	1 1/8"		1"	26
27008-EB	BP		1 1/8"	1 1/8"		1"	79
27008-ORB	BP		1 1/8"	1 1/8"		1"	79
27008-WN	BP		1 1/8"	1 1/8"		1"	79
27009-ORB	BP		1 1/8"	1 1/8"		1"	76
27009-R2	BP		1 1/8"	1 1/8"		1"	76
27009-WID	BP		1 1/8"	1 1/8"		1"	76
27016-26	BP	96mm, 3 3/4"	4 3/8"	1/2"		1 3/8"	39
27016-AA	BP	96mm, 3 3/4"	4 3/8"	1/2"		1 3/8"	39
27016-G10	BP	96mm, 3 3/4"	4 3/8"	1/2"		1 3/8"	39
27017-26	BP	128mm, 5"	5 7/8"	5/8"		1 3/8"	39
27017-AA	BP	128mm, 5"	5 7/8"	5/8"		1 3/8"	39
27017-G10	BP	128mm, 5"	5 7/8"	5/8"		1 3/8"	39
27018-26	BP		7/8"	7/8"		1"	39
27018-AA	BP		7/8"	7/8"		1"	39
27018-G10	BP		7/8"	7/8"		1"	39
27019-26	BP	3"	3 3/8"	3/4"		1"	43
27019-AA	BP	3"	3 3/8"	3/4"		1"	43
27019-G10	BP	3"	3 3/8"	3/4"		1"	43
27020-26	BP	96mm, 3 3/4"	4 1/4"	3/4"		1"	43
27020-AA	BP	96mm, 3 3/4"	4 1/4"	3/4"		1"	43
27020-G10	BP	96mm, 3 3/4"	4 1/4"	3/4"		1"	43
27021-26	BP	128mm, 5"	5 1/2"	3/4"		1"	43
27021-AA	BP	128mm, 5"	5 1/2"	3/4"		1"	43
27021-G10	BP	128mm, 5"	5 1/2"	3/4"		1"	43
27024-ART	BP	3"	3 3/4"	3/4"		7/8"	26
27024-G10	BP	3"	3 3/4"	3/4"		7/8"	26
27024-ORB	BP	3"	3 3/4"	3/4"		7/8"	26
27024-WN	BP	3"	3 3/4"	3/4"		7/8"	26
27026-ART	BP		1 1/4"	1 1/4"		1"	26
27026-G10	BP		1 1/4"	1 1/4"		1"	26
27026-ORB	BP		1 1/4"	1 1/4"		1"	26
27026-WN	BP		1 1/4"	1 1/4"		1"	26
27030-ORB	BP		1 1/4"	1 1/4"	1 1/4"	1"	76
27030-R2	BP		1 1/4"	1 1/4"	1 1/4"	1"	76
27030-WN	BP		1 1/4"	1 1/4"	1 1/4"	1"	76
27031-ORB	BP	3"	4 1/2"	1/2"		1 1/8"	76
27031-R2	BP	3"	4 1/2"	1/2"		1 1/8"	76
27031-WN	BP	3"	4 1/2"	1/2"		1 1/8"	76
27032-R2	BP	3"	3 1/2"	1"		1"	79
27032-WID	BP	3"	3 1/2"	1"		1"	79
27032-WN	BP	3"	3 1/2"	1"		1"	79
27033-EB	BP	3"	4"	7/8"		1"	79
27033-ORB	BP	3"	4"	7/8"		1"	79
27033-WN	BP	3"	4"	7/8"		1"	79
281113-14	BP		26 8/9"	2"		3 1/3"	193
2811C12-14	D						193
2811C13-14	BP, D						193
2811H12-14	D						193
2811H23-14	BP						193
2811I12-14	BP, D						193
2811J22-14	D						193
2811J23-14	BP, D						193
2811K23-14	BP						193
2811L23-14	BP						193
2811N12-14	D						193
2911C12-14	D						192
2911C13-14	D						192
2911J22-14	D						192
2911J23-14	D						192
29200-G10	BP	96mm	139mm	11mm		28.2mm	37
29200-ORB	BP	96mm	139mm	11mm		28.2mm	37

The dimensional information provided here should be verified with the actual product prior to drilling or attempting to install the hardware. Please direct any questions you may have on the installation process to Amerock Customer Service.

PRODUCT INDEX

Item	Pack Type	Center	Length	Width	Diameter	Projection	Page
29201-G10	BP	96mm	154mm	11mm		25.7mm	37
29201-ORB	BP	96mm	154mm	11mm		25.7mm	37
29202-G10	BP	96mm	132mm	10.7mm		25.5mm	37
29202-ORB	BP	96mm	132mm	10.7mm		25.5mm	37
29203-G10	BP		38.9mm	12.8mm		26.5mm	37
29203-ORB	BP		38.9mm	12.8mm		26.5mm	37
3001-14	CM						207
3001-3	CM						207
3002-CL	CM						207
3005-CL	CM						207
3009-4-CL	CM						205
30320-3	BP				1 7/8"	1 7/8"	136
30535-260	BP	3"	3 13/16"	1/2"		7/8"	133
30647-26D	BP				1 1/4"	1 1/2"	126
30647-3	BP				1 1/4"	1 1/2"	126
316-W	C		16	1/2"		3 1/10"	208
3175TB-AE	CM, PK						188
3175TB-BNL	CM						188
3175TB-DAE	CM, PK						188
3175TB-FB	PK						188
3175TB-G10	PK						188
3175TB-G9	CM, PK						188
3175TB-ORB	D, PK						188
3175TB-PB	CM, PK						188
3175TB-RBZ	PK						188
3175TB-SB	PK						188
3175TB-WI	CM, D, PK						188
3175TM-14	CM						189
3175TM-AE	CM, PK						189
3175TM-BB	CM						189
3175TM-BNL	CM						189
3175TM-DAE	CM, PK						189
3175TM-FB	CM, PK						189
3175TM-G10	PK						189
3175TM-G9	CM, PK						189
3175TM-ORB	PK						189
3175TM-PB	CM, PK						189
3175TM-RBZ	PK						189
3175TM-WI	CM, PK						189
3175UM-AE	PK						188
3180RM-AE	CM						187
3180TB-14	PK						190
3180TB-AE	CM, PK						190
3180TB-BB	PK						190
3180TB-DAE	CM, PK						190
3180TB-FB	PK						190
3180TB-G10	PK						190
3180TB-G9	CM, PK						190
3180TB-ORB	PK						190
3180TB-PB	CM, PK						190
3180TB-RBZ	PK						190
3180TB-SB	PK						190
3180TB-WI	CM, PK						190
3180T-G9	PK						191
3180TM-14	PK						191
3180TM-AE	CM, PK						191
3180TM-BB	CM						191
3180TM-BNL	CM						191
3180TM-DAE	CM, PK						191
3180TM-FB	PK						191
3180TM-G10	PK						191
3180TM-G9	CM, PK						191

Item	Pack Type	Center	Length	Width	Diameter	Projection	Page
3180TM-ORB	PK						191
3180TM-PB	CM, PK						191
3180TM-RBZ	PK						191
3180TM-SB	CM						191
3180TM-WI	CM, PK						191
3180UB-DAE	CM						190
3180UM-AE	CM						

PRODUCT INDEX

Table with 8 columns: Item, Pack Type, Center, Length, Width, Diameter, Projection, Page. Contains product specifications for items 3435-AC through 4424-G10.

Table with 8 columns: Item, Pack Type, Center, Length, Width, Diameter, Projection, Page. Contains product specifications for items 4424-ORB through 4473-PWT.

PRODUCT INDEX

Table with 8 columns: Item, Pack Type, Center, Length, Width, Diameter, Projection, Page. Contains product specifications for items 4473-WC through 5267-WN.

Table with 8 columns: Item, Pack Type, Center, Length, Width, Diameter, Projection, Page. Contains product specifications for items 52989-G10 through 53008-G10.

The dimensional information provided here should be verified with the actual product prior to drilling or attempting to install the hardware. Please direct any questions you may have on the installation process to Amerock Customer Service.

The dimensional information provided here should be verified with the actual product prior to drilling or attempting to install the hardware. Please direct any questions you may have on the installation process to Amerock Customer Service.

PRODUCT INDEX

Item	Pack Type	Center	Length	Width	Diameter	Projection	Page
53009-26	BP	3"	3 3/8"	5/8"	—	1 1/4"	117
53009-BN	BP	3"	3 3/8"	5/8"	—	1 1/4"	117
53009-EB	BP	3"	3 3/8"	5/8"	—	1 1/4"	117
53009-FB	BP	3"	3 3/8"	5/8"	—	1 1/4"	117
53009-G10	BP	3"	3 3/8"	5/8"	—	1 1/4"	117
53010-26	BP	3"	3 3/8"	1 3/4"	—	1 1/4"	117
53010-BB	BP	3"	3 3/8"	1 3/4"	—	1 1/4"	117
53010-BN	BP	3"	3 3/8"	1 3/4"	—	1 1/4"	117
53010-EB	BP	3"	3 3/8"	1 3/4"	—	1 1/4"	117
53010-FB	BP	3"	3 3/8"	1 3/4"	—	1 1/4"	117
53010-G10	BP	3"	3 3/8"	1 3/4"	—	1 1/4"	117
53011-26	BP	—	—	—	1 1/4"	1 1/8"	118
53011-3	BP	—	—	—	1 1/4"	1 1/8"	118
53011-BN	BP	—	—	—	1 1/4"	1 1/8"	118
53011-EB	BP	—	—	—	1 1/4"	1 1/8"	118
53011-FB	BP	—	—	—	1 1/4"	1 1/8"	118
53011-G10	BP	—	—	—	1 1/4"	1 1/8"	118
53011-ORB	BP	—	—	—	1 1/4"	1 1/8"	118
53012-26	BP	—	—	—	1 1/4"	1 1/8"	118
53012-3	BP	—	—	—	1 1/4"	1 1/8"	118
53012-BB	BP	—	—	—	1 1/4"	1 1/8"	118
53012-BN	BP	—	—	—	1 1/4"	1 1/8"	118
53012-EB	BP	—	—	—	1 1/4"	1 1/8"	118
53012-FB	BP	—	—	—	1 1/4"	1 1/8"	118
53012-G10	BP	—	—	—	1 1/4"	1 1/8"	118
53013-26	BP	3"	3 3/8"	1/2"	—	1 1/2"	115
53013-BB	BP	3"	3 3/8"	1/2"	—	1 1/2"	115
53013-BN	BP	3"	3 3/8"	1/2"	—	1 1/2"	115
53013-EB	BP	3"	3 3/8"	1/2"	—	1 1/2"	115
53013-FB	BP	3"	3 3/8"	1/2"	—	1 1/2"	115
53013-G10	BP	3"	3 3/8"	1/2"	—	1 1/2"	115
53013-ORB	BP	3"	3 3/8"	1/2"	—	1 1/2"	115
53014-26	BP	—	1 3/8"	7/8"	—	1 3/8"	118
53014-3	BP	—	1 3/8"	7/8"	—	1 3/8"	118
53014-BN	BP	—	1 3/8"	7/8"	—	1 3/8"	118
53014-EB	BP	—	1 3/8"	7/8"	—	1 3/8"	118
53014-FB	BP	—	1 3/8"	7/8"	—	1 3/8"	118
53014-G10	BP	—	1 3/8"	7/8"	—	1 3/8"	118
53014-ORB	BP	—	1 3/8"	7/8"	—	1 3/8"	118
53015-26	BP	—	—	—	1 1/4"	1"	118
53015-3	BP	—	—	—	1 1/4"	1"	118
53015-BN	BP	—	—	—	1 1/4"	1"	118
53015-EB	BP	—	—	—	1 1/4"	1"	118
53015-FB	BP	—	—	—	1 1/4"	1"	118
53015-G10	BP	—	—	—	1 1/4"	1"	118
53015-ORB	BP	—	—	—	1 1/4"	1"	118
53016-26	BP	1"	1 3/4"	3/4"	—	3/4"	116
53016-FB	BP	1"	1 3/4"	3/4"	—	3/4"	116
53016-G10	BP	1"	1 3/4"	3/4"	—	3/4"	116
53017-WI	BP	—	—	—	1 1/4"	1 1/8"	121
53017-WN	BP	—	—	—	1 1/4"	1 1/8"	121
53018-26	BP	—	1 3/8"	1"	—	1 3/8"	118
53018-3	BP	—	1 3/8"	1"	—	1 3/8"	118
53018-EB	BP	—	1 3/8"	1"	—	1 3/8"	118
53018-FB	BP	—	1 3/8"	1"	—	1 3/8"	118
53018-G10	BP, TEN	—	1 3/8"	1"	—	1 3/8"	118
53018-ORB	BP	—	1 3/8"	1"	—	1 3/8"	118
53019-3	BP	2 1/2"	3 1/8"	—	—	—	119
53019-BB	BP	2 1/2"	3 1/8"	—	—	—	119
53019-FB	BP	2 1/2"	3 1/8"	—	—	—	119
53019-G10	BP	2 1/2"	3 1/8"	—	—	—	119
53019-R3	BP	2 1/2"	3 1/8"	—	—	—	119

The dimensional information provided here should be verified with the actual product prior to drilling or attempting to install the hardware. Please direct any questions you may have on the installation process to Amerock Customer Service.

PRODUCT INDEX

Item	Pack Type	Center	Length	Width	Diameter	Projection	Page
53036-WN	BP	3"	3 5/8"	9/16"	—	1 1/8"	75
53036-WNC	BP	3"	3 5/8"	9/16"	—	1 1/8"	75
53037-ART	BP	3 3/4"	4 4/9"	5/8"	—	1 1/4"	75
53037-ORB	BP	96mm, 3 3/4"	4 7/16"	5/8"	—	1 1/4"	75
53037-WN	BP	96mm, 3 3/4"	4 7/16"	5/8"	—	1 1/4"	75
53037-WNC	BP	96mm, 3 3/4"	4 7/16"	5/8"	—	1 1/4"	75
53040-AN	BP	128mm	142mm	13mm	—	36mm	75
53040-DBS	BP	128mm	142mm	13mm	—	36mm	75
53040-WNC	BP	128mm	142mm	13mm	—	36mm	75
53041-AN	BP	—	—	—	34mm	27mm	75
53041-DBS	BP	—	—	—	34mm	27mm	75
53041-WNC	BP	—	—	—	34mm	27mm	75
53042-AN	BP	128mm	146mm	19mm	—	37mm	36
53042-SN	BP	128mm	146mm	19mm	—	37mm	36
53043-AN	BP	—	—	—	31mm	27mm	36
53043-SN	BP	—	—	—	31mm	27mm	36
53044-SBK	BP	3", 76mm	125mm	16mm	—	39mm	36
53044-SN	BP	3", 76mm	125mm	16mm	—	39mm	36
53045-SBK	BP	—	—	—	27mm	36mm	36
53045-SN	BP	—	—	—	27mm	36mm	36
5314-54	BP	—	1 13/16"	1"	—	1 1/8"	147
5321-54	BP	—	—	—	1 3/16"	1"	147
5322-54	BP	—	—	—	1 1/2"	1 1/8"	147
5322-BC	BP	—	—	—	1 1/2"	1 1/8"	145
5322-BC	BP, TEN	—	—	—	1 1/2"	1 1/8"	145
5322-BJ	BP, TEN	—	—	—	1 1/2"	1 1/8"	145
5322-GC	BP	—	—	—	1 1/2"	1 1/8"	145
53470-26	BP	3"	3-13/16"	11/16"	—	1 1/4"	120
53470-3	BP	3"	3-13/16"	11/16"	—	1 1/4"	120
53470-BB	BP	3"	3-13/16"	11/16"	—	1 1/4"	120
53470-EB	BP	3"	3-13/16"	11/16"	—	1 1/4"	120
53470-FB	BP	3"	3-13/16"	11/16"	—	1 1/4"	120
53470-G10	BP	3"	3-13/16"	11/16"	—	1 1/4"	120
53470-ORB	BP	3"	3-13/16"	11/16"	—	1 1/4"	120
53470-WN	BP	3"	3-13/16"	11/16"	—	1 1/4"	120
53471-26	BP	—	—	—	1 1/4"	1 1/8"	120
53471-BB	BP	—	—	—	1 1/4"	1 1/8"	120
53471-EB	BP	—	—	—	1 1/4"	1 1/8"	120
53471-FB	BP	—	—	—	1 1/4"	1 1/8"	120
53471-G10	BP	—	—	—	1 1/4"	1 1/8"	120
53471-ORB	BP	—	—	—	1 1/4"	1 1/8"	120
53471-WN	BP	—	—	—	1 1/4"	1 1/8"	120
53529-G10	BP	5", 128mm	5 6/7"	5/8"	—	1 1/4"	50
53529-ORB	BP	5", 128mm	5 6/7"	5/8"	—	1 1/4"	50
53530-G10	BP	6 1/4", 160mm	7 1/6"	7/8"	—	1 3/7"	50
53530-ORB	BP	6 1/4", 160mm	7 1/6"	7/8"	—	1 3/7"	50
53531-G10	BP	8"	9 1/6"	1 1/5"	—	1 4/5"	101
53531-ORB	BP	8"	9 1/6"	1 1/5"	—	1 4/5"	101
53532-G10	BP	12"	13 2/9"	1 2/9"	—	1 8/9"	101
53532-ORB	BP	12"	13 2/9"	1 2/9"	—	1 8/9"	101
53533-G10	BP	18"	19 1/4"	1 1/4"	—	2"	101
53533-ORB	BP	18"	19 1/4"	1 1/4"	—	2"	101
53534-2-G10	BP	—	1 1/2"	5/8"	—	1 1/6"	101
53534-2-ORB	BP	—	1 1/2"	5/8"	—	1 1/6"	101
53700-G10	BP	—	—	—	1 1/4"	1 1/4"	21
53700-ORB	BP	—	—	—	1 1/4"	1 1/4"	21
53700-WN	BP	—	—	—	1 1/4"	1 1/4"	21
53701-G10	BP	3"	3 5/8"	5/8"	—	1 1/4"	21
53701-ORB	BP	3"	3 5/8"	5/8"	—	1 1/4"	21
53701-WN	BP	3"	3 5/8"	5/8"	—	1 1/4"	21
53702-G10	BP	96mm	4 1/2"	3/4"	—	1 1/8"	21
53702-ORB	BP	96mm	4 1/2"	3/4"	—	1 1/8"	21

The dimensional information provided here should be verified with the actual product prior to drilling or attempting to install the hardware. Please direct any questions you may have on the installation process to Amerock Customer Service.

PRODUCT INDEX

Item	Pack Type	Center	Length	Width	Diameter	Projection	Page
54001-FB	BP	8"	12"	1"	—	1 3/4"	96
54001-G10	BP	8"	12"	1"	—	1 3/4"	96
54001-ORB	BP	8"	12"	1"	—	1 3/4"	96
54001-WN	BP	8"	12"	1"	—	1 3/4"	96
54002-AP	BP	305mm	330mm	25mm	—	55mm	104
54002-ART	BP	305mm	330mm	25mm	—	55mm	104
54002-DBS	BP	305mm	330mm	25mm	—	55mm	104
54002-VS	BP	305mm	330mm	25mm	—	55mm	104
54003-AP	BP	305mm	329mm	19mm	—	45mm	97
54003-SBK	BP	305mm	329mm	19mm	—	45mm	97
54004-G10	BP	8"	11"	1"	—	2"	102
54004-G9	BP	8"	11"	1"	—	2"	102
54004-077	BP	8"	11"	1"	—	2"	102
54004-ORB	BP	8"	11"	1"	—	2"	102
54004-RB	BP	8"	11"	1"	—	2"	102
54006-G10	BP	12"	16"	7/8"	—	2"	102
54006-WN	BP	12"	16"	7/8"	—	2"	102
54006-R2	BP	12"	16"	7/8"	—	2"	102
54007-G10	BP	12"	14"	7/8"	—	2"	97
54007-WN	BP	12"	14"	7/8"	—	2"	97
54007-ORB	BP	12"	14"	7/8"	—	2"	97
54008-ORB	BP	12"	14 3/4"	3/4"	—	2"	98
54008-SS	BP	12"	14 3/4"	3/4"	—	2"	98
54021-G10	BP	12"	336.51mm	34mm	—	40.75mm	95
54021-GPH	BP	12"	336.51mm	34mm	—	40.75mm	95
54022-G10	BP	18"	488.81mm	34mm	—	43.25mm	95
54022-GPH	BP	18"	488.81mm	34mm	—	43.25mm	95
54023-G10	BP	12"	351.8mm	19.6mm	—	50mm	94
54023-GPH	BP	12"	351.8mm	19.6mm	—	50mm	94
54024-G10	BP	18"	509.2mm	22.4mm	—	51.5mm	94
54024-GPH	BP	18"	509.2mm	22.4mm	—	51.5mm	94
54025-ORB	BP	18"	20 5/8"	3/4"	—	2"	98
54025-SS	BP	18"	20 5/8"	3/4"	—	2"	98
5432-54	BP	96mm	4 3/8"	5/8"	—	1 3/8"	147
5432-BJ	BP	96mm	4 3/8"	5/8"	—	1 3/8"	147
5433-54	BP	96mm	4 1/8"	3/8"	—	1 7/16"	147
551-26	BP, CM	—	—	—	1 1/16"	3/4"	124
55220-G10	BP	—	2 5/8"	3/4"	—	1 1/3"	114
55220-GPH	BP	—	2 5/8"	3/4"	—	1 1/3"	114
55220-ORB	BP	—	2 5/8"	3/4"	—	1 1/3"	114
55220-WN	BP	—	2 5/8"	3/4"	—	1 1/3"	114
55221-2-G10	BP	—	3"	7/8"	—	1 4/7"	105
55221-2-GPH	BP	—	3"	7/8"	—	1 4/7"	105
55221-2-ORB	BP	—	3"	7/8"	—	1 4/7"	105
55221-2-WN	BP	—	3"	7/8"	—	1 4/7"	105
55222-G10	BP	3"	3 3/5"	5/9"	—	1 1/4"	114
55222-GPH	BP	3"	3 3/5"	5/9"	—	1 1/4"	114
55222-ORB	BP	3"	3 3/5"	5/9"	—	1 1/4"	114
55222-WN	BP	3"	3 3/5"	5/9"	—	1 1/4"	114
55223-G10	BP	96mm	4 1/2"	2/3"	—	1 3/8"	114
55223-GPH	BP	96mm	4 1/2"	2/3"	—	1 3/8"	114
55223-ORB	BP	96mm	4 1/2"	2/3"	—	1 3/8"	114
55223-WN	BP	96mm	4 1/2"	2/3"	—	1 3/8"	114
55224-G10	BP	128mm	5 7/9"	2/3"	—	1 4/7"	114
55224-GPH	BP	128mm	5 7/9"	2/3"	—	1 4/7"	114
55224-ORB	BP	128mm	5 7/9"	2/3"	—	1 4/7"	114
55224-WN	BP	128mm	5 7/9"	2/3"	—	1 4/7"	114
55225-G10	BP	160mm	7"	3/4"	—	1 3/4"	114
55225-GPH	BP	160mm	7"	3/4"	—	1 3/4"	114
55225-ORB	BP	160mm	7"	3/4"	—	1 3/4"	114
55225-WN	BP	160mm	7"	3/4"	—	1 3/4"	114
552-26	BP	—	—	—	1 1/2"	3/4"	124

The dimensional information provided here should be verified with the actual product prior to drilling or attempting to install the hardware. Please direct any questions you may have on the installation process to Amerock Customer Service.

PRODUCT INDEX

Item	Pack Type	Center	Length	Width	Diameter	Projection	Page
55226-G10	BP	8"	9"	1"	—	2"	105
55226-GPH	BP	8"	9"	1"	—	2"	105
55226-ORB	BP	8"	9"	1"	—	2"	105
55226-WN	BP	8"	9"	1"	—	2"	105
55227-G10	BP	12"	13"	1"	—	2 3/7"	105
55227-GPH	BP	12"	13"	1"	—	2 3/7"	105
55227-ORB	BP	12"	13"	1"	—	2 3/7"	105
55227-WN	BP	12"	13"	1"	—	2 3/7"	105
55228-G10	BP	18"	19 1/5"	1 1/5"	—	2 3/4"	105
55228-GPH	BP	18"	19 1/5"	1 1/5"	—	2 3/4"	105
55228-ORB	BP	18"	19 1/5"	1 1/5"	—	2 3/4"	105
55228-WN	BP	18"	19 1/5"	1 1/5"	—	2 3/4"	105
55243-G10	BP	96mm	4 1/5"	4/9"	—	1 3/7"	115
55243-ORB	BP	96mm	4 1/5"	4/9"	—	1 3/7"	115
55244-G10	BP	128mm	5 1/2"	1/2"	—	1 1/2"	115
55244-ORB	BP	128mm	5 1/2"	1/2"	—	1 1/2"	115
55245-G10	BP	160mm	6 7/8"	2/3"	—	1 2/3"	115
55245-ORB	BP	160mm	6 7/8"	2/3"	—	1 2/3"	115
55246-G10	BP	8"	8 2/3"	5/7"	—	2"	105
55246-ORB	BP	8"	8 2/3"	5/7"	—	2"	105
55247-G10	BP	12"	12 2/3"	4/5"	—	2 1/5"	105
55247-ORB	BP	12"	12 2/3"	4/5"	—	2 1/5"	105
55248-G10	BP	17 5/6"	18 7/9"	1"	—	2 3/8"	105
55248-ORB	BP	17 5/6"	18 7/9"	1"	—	2 3/8"	105
55266-AORB	BP	—	—	—	1"	30.3mm	59
55266-CG10	BP	—	—	—	1"	30.3mm	59
55268-AORB	BP	—	—	—	1 1/4"	1 1/2"	59
55268-CG10	BP	—	—	—	1 1/4"	1 1/2"	59
55270-BBR	BP	—	—	—	1 1/3"	1"	72
55270-G10	BP	—	—	—	1 1/3"	1"	72
55270-ORB	BP	—	—	—	1 1/3"	1"	72
55271-BBR	BP	—	—	—	1 1/6"	1 1/3"	72
55271-G10	BP	—	—	—	1 1/6"	1 1/3"	72
55271-ORB	BP	—	—	—	1 1/6"	1 1/3"	72
5527-26	BP	96mm, 3 3/4"	4 1/4"	3/16"	—	1 1/4"	126
5527-26	BP	96mm	4 1/4"	3/16"	—	1 1/4"	126
55272-BBR	BP	—	—	—	1 5/8"	1 1/3"	103
55272-G10	BP	—	—	—	1 5/8"	1 1/3"	103
55272-ORB	BP	—	—	—	1 5/8"	1 1/3"	103
55273-BBR	BP	—	—	—	1 1/2"	1"	103
55273-G10	BP	—	—	—	1 1/2"	1"	103
55273-ORB	BP	—	—	—	1 1/2"	1"	103
55274-BBR	BP	—	—	—	1 5/6"	1 2/5"	72
55274-G10	BP	—	—	—	1 5/6"	1 2/5"	72
55274-ORB	BP	—	—	—	1 5/6"	1 2/5"	72
55275-BBR	BP	3"	3 3/4"	3/5"	—	1 1/8"	72
55275-G10	BP	3"	3 3/4"	3/5"	—	1 1/8"	72
55275-ORB	BP	3"	3 3/4"	3/5"	—	1 1/8"	72
55276-BBR	BP	96mm, 3 3/4"	4 3/5"	3/5"	—	1 1/6"	72
55276-G10	BP	96mm, 3 3/4"	4 3/5"	3/5"	—	1 1/6"	72
55276-ORB	BP	96mm, 3 3/4"	4 3/5"	3/5"	—	1 1/6"	72
55277-BBR	BP	128mm, 5"	6"	2/3"	—	1 2/9"	72
55277-G10	BP	128mm, 5"	6"	2/3"	—	1 2/9"	72
55277-ORB	BP	128mm, 5"	6"	2/3"	—	1 2/9"	72
55278-BBR	BP	160mm, 6 1/4"	7 1/4"	5/7"	—	1 1/4"	72
55278-G10	BP	160mm, 6 1/4"	7 1/4"	5/7"	—	1 1/4"	72
55278-ORB	BP	160mm, 6 1/4"	7 1/4"	5/7"	—	1 1/4"	72
55279-BBR	BP	8"	9 2/5"	3/4"	—	1 2/3"	103
55279-G10	BP	8"	9 2/5"	3/4"	—	1 2/3"	103
55279-ORB	BP	8"	9 2/5"	3/4"	—	1 2/3"	103
5527-BJ	BP	96mm, 3 3/4"	4 1/4"	3/16"	—	1 1/4"	103
55280-BBR	BP	12"	13 2/5"	1"	—	1 2/3"	103

The dimensional information provided here should be verified with the actual product prior to drilling or attempting to install the hardware. Please direct any questions you may have on the installation process to Amerock Customer Service.

PRODUCT INDEX

Item	Pack Type	Center	Length	Width	Diameter	Projection	Page
5850C-22-W	P		22	1/2"	7/8"		209
5850C-23-W	P		23	1/2"	7/8"		209
5850C-24-W	P		24	1/2"	7/8"		209
5850D-14-WS	P		14	1/2"	7/8"		209
5850D-16-WS	P		16	1/2"	7/8"		209
5850D-18-WS	P		18	1/2"	7/8"		209
5850D-20-WS	P		20	1/2"	7/8"		209
5850D-22-WS	P		22	1/2"	7/8"		209
591-AE	BP			1 1/4"			130
594-AE	BP, CM			1 1/2"	7/8"		130
5988-M26	BP, LD						184
5988-M3	BP						184
638-AE	BP, CM	3"	4 1/4"	1/2"		1"	128
643-AE	BP				1 1/16"	15/16"	130
644-AE	BP, CM	3"	5"	5/8"		1 1/8"	128
70016-2G	C		16	1/2"		1 3/4"	210
70018-2G	C		18	1/2"		1 3/4"	210
70020-2G	C		20	1/2"		1 3/4"	210
70022-2G	C		22	1/2"		1 3/4"	210
70024-2G	C		24	1/2"		1 3/4"	210
700B-SET	C						210
70612-AE	BP	2 1/2"	4 3/8"	2 3/16"		5/8"	138
70635-30	BP				1 3/16"	1"	145
70714-2G	C		14	1 1/2"		3/8"	211
70718-2G	C		18	1 1/2"		3/8"	211
70722-2G	C		22	1 1/2"		3/8"	211
710-26	BP				1 1/4"	13/16"	122
710-3	BP				1 1/4"	13/16"	122
7105F-A14	BP						193
7105F-C14	BP						194
710-MB	BP				1 1/4"	13/16"	143
7125F-C14	BP						195
7125A-C14	BP		4 1/2"	2 1/2"		1/2"	195
7128-3	CM		2 3/4	2		1/8	171
7128-A	BP		2 3/4	2		1/8	171
7128-BB	CM, D		2 3/4	2		1/8	171
7128-BK	BP		2 3/4	2		1/8	171
7128-BN	BP		2 3/4	2		1/8	171
7128-G10	CM		2 3/4	2		1/8	171
7128-ORB	CM		2 3/4	1 7/8		5/8	171
7128-W	BP, LL		2 3/4	1 7/8		5/8	171
7128-W3	BP		2 3/4	1 7/8		5/8	171
7128-WI	BP		2 3/4	1 7/8		5/8	171
7139-14	BP, CM, D		2 3/4	1 7/8		5/8	166
7139-3	CM, D		2 3/4	1 7/8		5/8	166
7139-A	BP		2 3/4	1 7/8		5/8	166
7139-BB	CM, D		2 3/4	1 7/8		5/8	166
7139-BK	BP		2 3/4	1 7/8		5/8	166
7139-BN	BP		2 3/4	1 7/8		5/8	166
7139-CP	BP		2 3/4	1 7/8		5/8	166
7139-G10	CM		2 3/4	1 7/8		5/8	166
7139-HBZ	BP						166
7139-ORB	CM						166
7139-PWT	BP						166
7139-R3	BP						166
7139-RBZ	BP						166
7139-W	BP, TN, LL						166
7139-W3	BP						166
7139-WI	BP, D						166
714ABS		3"	4 1/2"	3/4"		7/8"	129
7157-BB	CM						170
72001-BK	BP, TEN				1 1/4"	1 3/8"	145

Item	Pack Type	Center	Length	Width	Diameter	Projection	Page
72002-30	BP, CM, TEN				1 3/8"	1 1/8"	145
725-30	BP, CM, D				1 5/16"	1"	31
725A-AM	BP, CM				1 3/8"	1"	31
725A-CR	BP, CM				1 3/8"	1"	31
725A-CW1	BP, CM				1 3/8"	1"	31
727-30	BP				1 1/4"	1 1/2"	140
728-3	BP				1 1/4"	1"	134
728-3	BP, CM				1 1/4"	1"	134
728-AE	BP, CM				1 1/4"	1"	134
731-Crystal	BP				1 3/16"	1 1/2"	59
732B-AC	BP		2 3/4	2		3/4	172
732B-AE	BP		2 3/4	2		3/4	172
732B-074	BP		2 3/4	2		3/4	172
732B-074	BP		2 3/4	2		3/4	172
7329-AE	BP		2 3/4	2		3/4	167
7329-G10	BP		2 3/4	2		3/4	167
7329-G9	BP, LL		2 3/4	2		3/4	167
7329-074	BP		2 3/4	2		3/4	167
7329-ORB	BP		2 3/4	2		3/4	167
732-Crystal	BP				1 3/8"	1 9/16"	59
733-Crystal	BP				1 3/16"	1 1/8"	59
734-Crystal	BP				1 9/16"	2"	59
735-AE	BP, CM	3"	4 3/4"	3/4"		7/8"	137
743-BB	BP	3"	5 1/8"	5/8"		1 1/8"	129
750-3	BP	3"	5 1/8"	1/2"		1"	131
750-GW	BP	3"	5 1/8"	1/2"		1"	131
7526-3	D						160
7531-BB	BP, CM, D		2 3/8	1 3/4		1/2	168
7534-3	BP		2 1/4	1 3/4		3/4	162
7534-AE	BP		2 1/4	1 3/4		3/4	162
7534-BB	BP, CM		2 1/4	1 3/4		3/4	162
7538-AE	BP, CM		2 3/4	2		1/8	182
7540-BB	CM						161
7542-3	CM						161
7542-BB	CM						161
7550-14	BP, CM		2 1/4	1 3/4		3/4	163
7550-3	BP, D, TN		2 1/4	1 3/4		3/4	163
7550-BB	BP, CM, D, TN, LL		2 1/4	1 3/4		3/4	163
7550-FB	BP		2 1/4	1 3/4		3/4	163
7550-G10	BP, CM, LL		2 1/4	1 3/4		3/4	163
7550-ORB	BP, CM		2 1/4	1 3/4		3/4	163
7550T1-077			2 1/4	1 3/4		3/4	163
7550T2-077	BP		2 1/4	1 3/4		3/4	164
7550-W	BP		2 1/4	1 3/4		3/4	163
7550-WI	BP		2 1/4	1 3/4		3/4	163
7550-WN	BP		2 1/4	1 3/4		3/4	163
7552-BB	LD						164
7553-BB	BP		1 6/7	1 3/4		3/4	162
755-AE	BP				1 1/4"	1"	130
7556-BB	LD		2 1/4	1 3/4		3/4	163
7564-BB	LD						164
7565-BB	BP, CM		2 1/4	1 3/4		3/4	165
7565-G10	BP		2 1/4	1 3/4		3/4	165
7565-ORB	BP		2 1/4	1 3/4		3/4	165
7565-WN	BP		2 1/4	1 3/4		3/4	165
7565T1-077			2 1/4	1 3/4		3/4	164
7566-BB	CM		2 3/4	2		1/8	162
7566-G10	BP		2 3/4	2		1/8	162
7566-ORB	BP		2 3/4	2		1/8	162
7566-WN	BP		2 3/4	2		1/8	162
7567-BB	CM						160
7580-AE			2 3/4	1 7/8		5/8	182
759-3	BP	3"	5 3/4"	1 1/16"		1 8"	136

PRODUCT INDEX

Item	Pack Type	Center	Length	Width	Diameter	Projection	Page
760-3	BP				1 3/4"	1/8"	136
761-3	BP, D	3"	4 5/8"	5/8"		1 1/4"	131
76202-HB	BP				1 1/4"	1"	29
76202-HBZ	BP				1 1/4"	1"	29
76202-R1	BP				1 1/4"	1"	29
76209-3	BP				1 1/8"	1"	130
76209-AE	BP, TEN				1 1/8"	1"	130
76223-AE	BP, CM	3"	5 1/4"	5/8"		1"	129
76242-26W	BP	3"	5 7/8"	5/8"		1 3/8"	142
76243-FWB	BP	3"	5 7/8"	5/8"		1 3/8"	142
76243-0B	BP, PK	3"	5 7/8"	5/8"		1 3/8"	142
76243-W3	BP, PK	3"	5 7/8"	5/8"		1 3/8"	142
76243-WB	BP	3"	5 7/8"	5/8"		1 3/8"	142
76244-26W	BP				1 1/4"	1"	141
76244-AB	BP				1 1/4"	1"	141
76244-FWB	BP				1 1/4"	1"	141
76244-03	BP				1 1/4"	1"	141
76244-0B	BP				1 1/4"	1"	141
76244-W3	BP				1 1/4"	1"	141
76244-WB	BP				1 1/4"	1"	141
76245-26W	BP	3"	5 1/16"	5/8"		1 1/3"	142
76245-A3	BP	3"	5 1/16"	5/8"		1 1/3"	142
76245-AB	BP	3"	5 1/16"	5/8"		1 1/3"	142
76245-AL3	BP	3"	5 1/16"	5/8"		1 1/3"	142
76245-BNW	BP	3"	5 1/16"	5/8"		1 1/3"	142
76245-03	BP, CM	3"	5 1/16"	5/8"		1 1/3"	142
76245-0B	BP, CM	3"	5 1/16"	5/8"		1 1/3"	142
76245-W3	BP, CM	3"	5 1/16"	5/8"		1 1/3"	142
76245-WB	BP, CM	3"	5 1/16"	5/8"		1 1/3"	142
76246-26W	BP				1 1/4"	1"	140
76246-W3	BP				1 1/4"	1"	140
76247-26	BP	3"	5 3/4"	15/16"		1/8"	69
76247-3	BP	3"	5 3/4"	15/16"		1/8"	69
76247-BB	BP, CM	3"	5 3/4"	15/16"		1/8"	69
76270-G9	BP				1 1/2"	7/8"	126
76270-R1	BP				1 1/2"	7/8"	126
76272-3	BP, CM	3"	5 3/4"	1/2"		1"	123
76272-G9	BP, PK	3"	5 3/4"	1/2"		1"	123
76272-R1	BP, CM, D, PK	3"	5 3/4"	1/2"		1"	123
76273-3	BP	3"	5 1/4"	5/8"		1"	123
76273-R1	BP, CM, D, PK	3"	5 1/4"	5/8"		1"	123
76280-3	BP, D	3"	5"	5/8"		1"	123
76280-GW	BP, CM	3"	5"	5/8"		1"	123
76280-MB	BP, CM	3"	5"	5/8"		1"	123
76280-R1	BP, CM	3"	5"	5/8"		1"	123
76281-RBZ	BP				1 1/16"	13/16"	134
7628-26	BP		2 3/4	2		3/4	172
76282-RBZ	BP	3"	5 3/16"	9/16"		15/16"	129
7628-3	BP		2 3/4	2		3/4	172
7628-AE	BP, CM		2 3/4	2		3/4	172
7628-BB	BP, CM		2 3/4	2		3/4	172
76290-G10	BP, CM	3"	5 1/2"	3/4"		1"	131
76290-R1	BP, CM	3"	5 1/2"	3/4"		1"	131
76291-R1	BP				1 1/4"	1"	134
7629-26	BP		2 3/4	2		3/4	169
76292-R1	BP, CM	3"	5 1/2"	5/8"		3/4"	131
76292-RBZ	BP	3"	5 1/2"	5/8"		3/4"	131
7629-3	BP, D		2 3/4	2		3/4	169
76294-R1	BP				1 3/16"	3/4"	134
76295-HB	BP	3"	5"	1"		1"	67
76295-HBZ	BP	3"	5"	1"		1"	67
76295-R1	BP, CM, PK	3"	5"	1"		1"	67

Item	Pack Type	Center	Length	Width	Diameter	Projection	Page
76298-R1	BP	3"	4 9/16"	3/4"		1"	67</

PRODUCT INDEX

Item	Pack Type	Center	Length	Width	Diameter	Projection	Page
78027-2G	CM						206
78029-2G	CM						206
78030-2G	CM						206
78030-Z1	CL						206
78031-2G	BP, CM						206
786ABS					1 1/4"		172
79063-2G	CM						206
7928-26	BP, LL		2 3/4	2		3/4	173
7928-3	BP, CM		2 3/4	2		3/4	173
7928-AE	BP, CM, TN, LL		2 3/4	2		3/4	173
7928-BB	BP		2 3/4	2		3/4	173
7928-G10	BP		2 3/4	2		3/4	173
7928-ORB	BP		2 3/4	2		3/4	173
7929-26	BP, CM, LL		2 3/4	2		3/4	168
7929-3	BP, CM, LL		2 3/4	2		3/4	168
7929-AE	BP, CM, D, TN, LL		2 3/4	2		3/4	168
7929-BB	BP, CM, LL		2 3/4	2		3/4	168
7929-G10	BP, CM, LL		2 3/4	2		3/4	168
7929-ORB	BP		2 3/4	2		3/4	168
79857-BB	CM						206
802ABS		3"	3 5/8"	2 5/8"		7/16"	138
802-PA	BP				1 1/4"	3/4"	147
802-PBK	BP				1 1/4"	3/4"	147
802-PW	BP				1 1/4"	3/4"	147
803-PA	BP	3"	3 5/16"	3/8"		1 1/4"	147
803-PBK	BP	3"	3 5/16"	3/8"		1 1/4"	147
803-PW	BP	3"	3 5/16"	3/8"		1 1/4"	147
811-WD	BP				1 1/4"	15/16"	144
812-WD	BP				1"	7/8"	144
813-WD	BP				1 1/2"	13/16"	144
814-WD	BP				2"	1 1/8"	144
831CH					1 1/4"	7/8"	135
845-WD	BP	3 1/2"	4 1/8"	5/8"		1 1/4"	144
847-WD	BP	96mm	4 1/2"	1 13/16"		15/16"	144
848LB					1 3/8"	1 1/8"	134
853-26	BP				1 3/16"	1 1/16"	56
853-BN	BP				1 3/16"	1 1/16"	56
853-G9	BP, D				1 3/16"	1 1/16"	56
853-MB	BP				1 3/16"	1 1/16"	143
853-O74	BP, D, PK				1 3/16"	1 1/16"	56
853-ORB	BP				1 3/16"	1 1/16"	56
853-PWT	BP				1 3/16"	1 1/16"	56
854-BN	BP	3"	4 1/4"	1/2"		1"	60
854-G9	BP	3"	4 1/4"	1/2"		1"	60
854-O74	BP, D	3"	4 1/4"	1/2"		1"	60
854-ORB	BP	3"	4 1/4"	1/2"		1"	60
856-30	BP				1"	15/16"	140
859-AE	BP, CM, D	3"	5"	9/16"		15/16"	128
861-BB	BP, CM	3"	4 15/16"	1"		1"	140
862-BB	BP				1 1/4"	15/16"	140
865-26	BP	3"	3 5/16"	3/8"		1 1/4"	127
865-26D	BP	3"	3 5/16"	3/8"		1 1/4"	127
865-3	BP	3"	3 5/16"	3/8"		1 1/4"	127
865-BB	BP	3"	3 5/16"	5/16"		1 1/4"	127
865-BN	BP	3"	3 5/16"	5/16"		1 1/4"	127
865CS-26	BP	3"	3 5/16"	3/8"		1 1/4"	127
865CS-26D	BP	3"	3 5/16"	3/8"		1 1/4"	127
865CS-3	BP	3"	3 5/16"	3/8"		1 1/4"	127
865CS-G10	BP	3"	3 5/16"	3/8"		1 1/4"	127
865-G10	BP	3"	3 5/16"	3/8"		1 1/4"	127
867-26	BP	3 1/2"	3 13/16"	5/16"		1 1/4"	127
867-26D	BP	3 1/2"	3 13/16"	5/16"		1 1/4"	127

The dimensional information provided here should be verified with the actual product prior to drilling or attempting to install the hardware. Please direct any questions you may have on the installation process to Amerock Customer Service.

PRODUCT INDEX

Item	Pack Type	Center	Length	Width	Diameter	Projection	Page
880-WDMA	BP				1 1/2"	1 1/8"	144
880-WDO	BP, CM				1 1/2"	1 1/8"	144
881-MA1	BP, CM				1 1/4"	7/8"	144
881-MA2	BP, CM				1 1/4"	7/8"	144
881-WDCH	BP				1 1/4"	7/8"	144
881-WDMA	BP				1 1/4"	7/8"	144
881-WDO	BP, CM				1 1/4"	7/8"	144
884-BN	BP	3"	5"	1/2"		1"	60
884-G9	BP	3"	5"	1/2"		1"	60
885-G9	BP		3 5/8"	3/4"		1/16"	68
885LB					1 1/4"	1"	140
886-AE	BP				1"	3/16"	137
888ABS			2 1/8"	1 3/8"		9/16"	139
888-AE	BP				1 3/8"	5/8"	139
890ABS					1 1/2"	3/4"	130
894ABS		3"	4 5/16"			7/8"	129
902BLK					1 1/4"	1"	145
902WHT					1 1/4"	1"	145
907CBB					35mm, 1 3/8"		59
91557-BB	CM						206
91557-M3	CM						206
91657-BB	CM						206
91657-G10	CM						206
91657-M3	CM						206
91657-ORB	CM						206
92555-BB	CM						206
92555-G10	CM						206
92555-M26	CM						206
92555-M3	CM						206
92555-ORB	CM						206
92655-BB	CM						206
92655-G10	CM						206
92655-M3	CM						206
92655-ORB	CM						206
92657-BB	CM						206
92657-G10	CM						206
92657-M3	CM						206
92657-ORB	CM						206
9330-G10	BP	3"	4 5/8"	1"		1 1/8"	91
9330-R1	BP	3"	4 5/8"	1"		1 1/8"	91
9331-G10	BP	3"	5 1/4"	5/8"		7/8"	91
9331-R1	BP	3"	5 1/4"	5/8"		7/8"	91
9332-G10	BP	3"	4 15/16"	3/4"		13/16"	91
9332-R1	BP	3"	4 15/16"	3/4"		13/16"	91
9334-G10	BP		2 3/16"	3/4"		1 1/16"	90
9337-FB	BP	3"	4 1/16"	1/2"		1 3/16"	77
9337-G10	BP	3"	4 1/16"	1/2"		1 3/16"	77
9337-ORB	BP	3"	4 1/16"	1/2"		1 3/16"	77
9337-WID	BP	3"	4 1/16"	1/2"		1 3/16"	77
9337-WN	BP	3"	4 1/16"	1/2"		1 3/16"	77
9338-2-G10	BP				1 3/4"		104
9338-2-ORB	BP				1 3/4"		104
9338-FB	BP				1 1/8"	1 9/16"	77
9338-G10	BP, TEN				1 1/8"	1 9/16"	77
9338-ORB	BP				1 1/8"	1 9/16"	77
9338-WID	BP				1 1/8"	1 9/16"	77
9338-WN	BP				1 1/8"	1 9/16"	77
9339-FB	BP		1 1/8"	1 1/16"		1"	77
9339-G10	BP		1 1/8"	1 1/16"		1"	77
9339-ORB	BP		1 1/8"	1 1/16"		1"	77
9339-WID	BP		1 1/8"	1 1/16"		1"	77
9339-WN	BP		1 1/8"	1 1/16"		1"	77

The dimensional information provided here should be verified with the actual product prior to drilling or attempting to install the hardware. Please direct any questions you may have on the installation process to Amerock Customer Service.

PACK TYPE INFORMATION


Decorative Pack Types	Packaging	Description
BP	Polybag Pack	10 – 25 pieces in a carton, individually bagged with screws.
CDK	Cabinet Design Kit	10 items in a tray and PVS carton. 4 per case. Includes drillbit, screwbit, template & screws.
CM	Bulk Pack	100 – 200 pieces in a box. Items individually wrapped in tissue. Includes screws.
D	Bulk Pack	100 – 200 pieces in a box. Items individually wrapped in tissue.
PK	Special Pack	Quantity per box varies by product.
TPK	Ten Pack	10 pieces in plastic clamshell pack. 4 packs per case. Includes screws.

Bath Pack Types	Packaging	Description
BH	Retail Pack	Product, mounting hardware, instructions.

Hinge Pack Types	Packaging	Description
BP	Polybag Pack	25 pairs of hinges in a carton, individually bagged with pads and screws.
CM/LCM/M	Bulk Pack	100 pairs of hinges per carton with separate bags of pads and screws.
D/LD	Bulk Pack	100 pairs of hinges per carton without pads and screws.
P	Large Bulk Pack	2500 plus "eaches" of hinges in a carton (quantities vary by product) without pads and screws.
PK	Special Pack	50 "eaches" of hinges in a carton, individually bagged with pads and screws.

Catch Pack Types	Packaging	Description
BP	Polybag Pack	25 pieces in a carton, individually bagged with screws and a strike.
CM	Bulk Pack	200 catches in a carton with separate bags of screws and strikes.

Drawer Slide Pack Types	Packaging	Description
C	Polybag Pack	One set of drawer slides retail packed.
P	Bulk Pack	50 pieces of one item.
CM	Bulk Pack	100 slides.



CELEBRATING 80 YEARS

With over 581 combined years of experience, Amerock associates are proud to have been your style partner since 1929. We thank all of our customers and consumers for a great 80 years and look forward to a long exciting future together.

CELEBRATING 80 YEARS



EST. 1929

Amerock® creates decorative hardware solutions that inspire, coordinate and help homeowners express their individual style and personality.

Customer Service

29 E. Stephenson Street
Freeport, IL 61032
1.800.435.6959

Corporate

8936 NorthPointe Executive Drive
Suite 140
Huntersville, NC 28078
1.800.218.8083

www.amerock.com

NewellRubbermaid
Brands That Matter

