



**CORONA®**

**SEASON AFTER SEASON**

PRODUCT CATALOG



Born in the orange groves of Southern California in the 1920s, Corona® has a long history of superior design and craftsmanship of premium garden and landscape tools, providing lasting performance for professionals and gardeners who take pride in a job well done.

Corona® Tools, Season After Season



**DIG DEEPER**

Learn more about the unique features of Corona tools. Simply scan the QR code with your mobile phone.



# Contents



## **Files and Rasps** **6**



## **Shovels** **12**

All-Steel Shovels . . . . .	14
Forged Shovels . . . . .	16
Closed-Back Shovels . . . . .	16
Standard Shovels . . . . .	18
Lightweight Shovels . . . . .	19
DIY Shovels . . . . .	20
Trench Shovels . . . . .	22
Scoop Shovels . . . . .	24
Snow Shovels . . . . .	26
Post Hole Diggers . . . . .	27



## **Rakes** **28**

Landscape Rakes . . . . .	28
Level Head Rakes . . . . .	29
Leaf Rakes . . . . .	29
Bow Rakes . . . . .	31



## **Hoes, Cultivators and Forks** **32**

Hoes . . . . .	33
Cultivators . . . . .	35
Forks . . . . .	36



## **Striking Tools** **38**

Axes, Sledges, and Drilling Hammers . . . . .	38
Picks and Mattocks . . . . .	39
Heavy Bars . . . . .	40



## **Utility Tools** **41**

PVC Pipe Cutter, Hacksaw and EZ Outs . . . . .	42
Valve Keys, Wrenches and Probes . . . . .	43
Tamps and Post Drivers . . . . .	45
Scrapers, Weed Cutters and Edgers . . . . .	46



## **Brooms** **47**



## **Wheelbarrows** **48**



## **Pruning Tools** **51**

Hand Pruners . . . . .	51
Hedge Shears . . . . .	56
Grass Shears . . . . .	59
Loppers . . . . .	60
Pruning Saws . . . . .	67
Machetes . . . . .	70
Tree Pruners . . . . .	71
Tree Pruner Components . . . . .	74
Tree Pruner Saw Blades . . . . .	75



## **Small Hand Tools** **76**



## **Agricultural Tools** **80**

Shears and Snips . . . . .	80
Hydroponics Tools . . . . .	82
Fruit Picker . . . . .	82
Floral Shears . . . . .	83



## **Accessories** **84**

## **Sales Support and Merchandising** **85**

Display Rack Reference . . . . .	89
----------------------------------	----

## **Index** **91**



Homes for Our Troops Across the U.S.



New Jersey Tree Foundation



Koreatown Youth and Community Center



Community Garden Plots for Chicago Residents



**Corona®** is committed to making the world a better place one tool at a time. We care about the **environment** with a goal of making our packaging 100% recyclable. We support our **communities** with green education and community projects. We **engage** directly with gardeners and professionals who rely on our tools.

We are dedicated to providing the highest level **experience** for our customers.

**Corona Cares®. Season After Season.**

To learn more about Corona Cares®, please visit [coronatoolsusa.com](http://coronatoolsusa.com).

# FORGED FOR STRENGTH

**CORONA®**

**MAX**

Corona® uses a forge hammer to pound and compress hot steel to form tools that are stronger and more durable, providing you with years of superior performance.

## MAX SHARPNESS

Forged, high-carbon steel forms a stronger cutting tool for maximum sharpness and durability.



## MAX STRENGTH

Forged, one-piece tempered head for maximum strength and durability.



### DIG DEEPER

Learn more about the unique features of Corona tools. Simply scan the QR code with your mobile phone.



# Two Great Product Lines

**CORONA®**

**MAX**



**Corona's best-in-class tools, designed for professionals and passionate gardeners looking for heavy-duty durability and lasting performance, season after season.**

- Maximum sharpness/durability/strength
- Forged, heavy-gauge steel and higher quality materials offering strength and performance
- Limited Lifetime Warranty
- Extensive replacement parts program
- Founded on Corona's heritage

**CORONA®**

**RED**



**Designed for general, less intense use by casual gardeners and landscaping enthusiasts who want lightweight comfort.**

- Feature-rich tools with value-oriented performance
- Limited Warranty
- Limited replacement parts

# Files and Rasps

Corona's extensive range of files represents the accumulated knowledge of our company with more than 72 years of file production. Through our partnership with Corporación Patricio Echeverría (CPE-Bellota), we have a long history of experience and proven expertise of manufacturing Corona-branded files and rasps.

**NEW CATEGORY ADDITION**



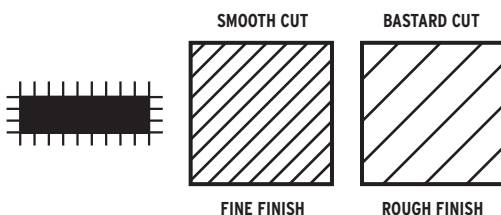
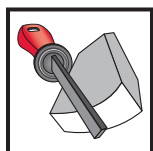
## DIG DEEPER

Learn more about the unique features of Corona tools. Simply scan the QR code with your mobile phone.



## Mill Files **NEW**

- General purpose files for shaping steel or restoring sharp edges and where a smooth finish is important. Ideal for sharpening tools such as spades, shovels, hoes, scrapers, etc. Good for polishing and deburring work on lathes
- Shape: rectangular cross section with parallel surfaces and tapered edges towards the tip
- Surfaces and edges single cut
- Choice of packaging: individual hang cards for peg display or boxed in bulk



## Bastard Cut - Carded

- |                             |                             |
|-----------------------------|-----------------------------|
| FE405506BCOCD – 6 inch      | FE405510BCOCD – 10 inch     |
| FE405506BC1CD – 6 inch      | FE405510BC1CD – 10 inch     |
| • Includes ergonomic handle | • Includes ergonomic handle |
| FE405508BCOCD – 8 inch      | FE405512BCOCD – 12 inch     |
| FE405508BC1CD – 8 inch      | LLW                         |
| • Includes ergonomic handle |                             |

## Bastard Cut - Boxed

- FE405504BCOBX – 4 inch
- FE405506BCOBX – 6 inch
- FE405508BCOBX – 8 inch
- FE405510BCOBX – 10 inch
- FE405512BCOBX – 12 inch
- FE405514BCOBX – 14 inch
- LLW

## Smooth Cut - Carded

- FE405506SCOCD – 6 inch
- FE405508SCOCD – 8 inch
- FE405510SCOCD – 10 inch
- LLW

LLW= Lifetime Limited Warranty

LW= Limited Warranty

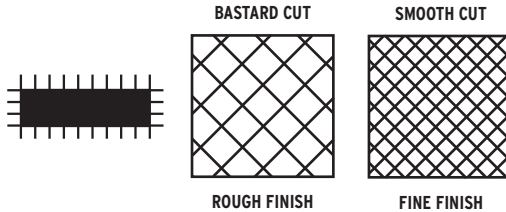
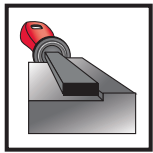
RP= Replacement Parts Available





## Flat Files **NEW**

- General purpose files for rapid removal or shaping of steel. High removal rate file for filing flat surfaces, sharp corners and shoulders as well as for deburring
- Shape: rectangular cross section with parallel surfaces and tapered edges towards the tip
- Surfaces double cut and edges single cut
- Choice of packaging: individual hang cards for peg display or boxed in bulk



BASTARD CUT      SMOOTH CUT

ROUGH FINISH      FINE FINISH

### Bastard Cut - Carded

- |                             |                             |
|-----------------------------|-----------------------------|
| FE400106BCOCD – 6 inch      | FE400110BCOCD – 10 inch     |
| FE400108BCOCD – 8 inch      | FE400110BC1CD – 10 inch     |
| FE400108BC1CD – 8 inch      | • Includes ergonomic handle |
| • Includes ergonomic handle | FE400112BCOCD – 12 inch LLW |

### Bastard Cut - Boxed

- |                             |                             |
|-----------------------------|-----------------------------|
| FE400110BCOBX – 10 inch     | FE400106SCOCD – 6 inch      |
| FE400112BCOBX – 12 inch LLW | FE400108SCOCD – 8 inch      |
|                             | FE400110SCOCD – 10 inch LLW |

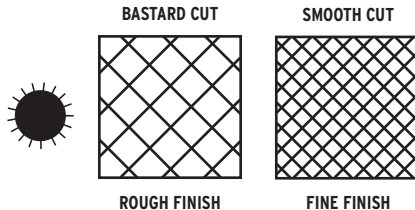
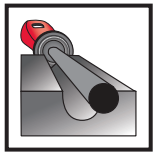
### Smooth Cut - Carded

- |                             |
|-----------------------------|
| FE400106SCOCD – 6 inch      |
| FE400108SCOCD – 8 inch      |
| FE400110SCOCD – 10 inch LLW |



## Round Files **NEW**

- General purpose files for filing holes, large fillets and concave surfaces. For rapid removal or shaping of steel on concave surfaces
- Shape: round cross section tapered towards the point
- Double cut
- Choice of packaging: individual hang cards for peg display or boxed in bulk



BASTARD CUT      SMOOTH CUT

ROUGH FINISH      FINE FINISH

### Bastard Cut - Carded


- |                             |                             |
|-----------------------------|-----------------------------|
| FE400406BCOCD – 6 inch      | FE400410BCOCD – 10 inch     |
| FE400406BC1CD – 6 inch      | FE400410BC1CD – 10 inch     |
| • Includes ergonomic handle | • Includes ergonomic handle |
| FE400408BCOCD – 8 inch      | FE400412BCOCD – 12 inch LLW |
| FE400408BC1CD – 8 inch      |                             |
| • Includes ergonomic handle |                             |

### Bastard Cut - Boxed

- |                            |
|----------------------------|
| FE400404BCOBX – 4 inch LLW |
|----------------------------|

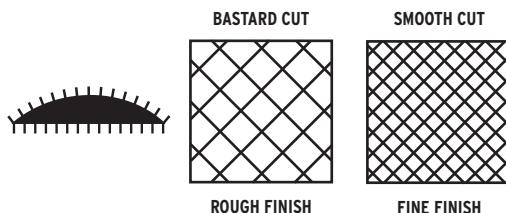
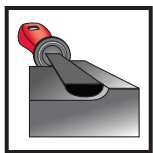
### Smooth Cut - Carded

- |                        |                             |
|------------------------|-----------------------------|
| FE400406SCOCD – 6 inch | FE400410SCOCD – 10 inch LLW |
| FE400408SCOCD – 8 inch |                             |



## Half-Round Files **NEW**

- General purpose files for rapid removal or shaping of steel on concave, flat surfaces and large holes. Suitable for deburring work
- Shape: half-round cross section with edges and surfaces tapered towards the tip
- Double cut
- Choice of packaging: individual hang cards for peg display or boxed in bulk



BASTARD CUT      SMOOTH CUT

ROUGH FINISH      FINE FINISH

### Bastard Cut - Carded

- |                             |                             |
|-----------------------------|-----------------------------|
| FE400306BCOCD – 6 inch      | FE400310BCOCD – 10 inch     |
| FE400306BC1CD – 6 inch      | FE400310BC1CD – 10 inch     |
| • Includes ergonomic handle | • Includes ergonomic handle |
| FE400308BCOCD – 8 inch      | FE400312BCOCD – 12 inch LLW |
| FE400308BC1CD – 8 inch      |                             |
| • Includes ergonomic handle |                             |

### Bastard Cut - Boxed

- |                             |                             |
|-----------------------------|-----------------------------|
| FE400306BCOBX – 6 inch      | FE400306SCOCD – 6 inch      |
| FE400312BCOBX – 12 inch LLW | FE400308SCOCD – 8 inch      |
|                             | FE400310SCOCD – 10 inch LLW |


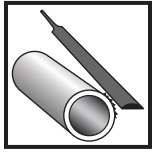
### Smooth Cut - Carded

- |                             |
|-----------------------------|
| FE400306SCOCD – 6 inch      |
| FE400308SCOCD – 8 inch      |
| FE400310SCOCD – 10 inch LLW |



### Pipeliner File **NEW**

- For deburring and filing down welds in large pipes, other concave, convex and flat surfaces.
- Extra-long: convenient when working with tubes and pipes
- Shape: half-round cross section with parallel edges
- Double cut
- Boxed in bulk

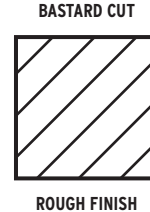
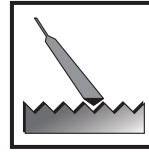


PF400314BCOBX – 14 inch  
LLW



### Cantsaw Files **NEW**

- For sharpening crosscut saws, circular saws and saw teeth with less than 60° angle.
- Shape: triangular cross section with parallel edges
- Surfaces and edges single cut
- Boxed in bulk




FE404506BCOBX – 6 inch  
FE404508BCOBX – 8 inch  
LLW

FE404510BCOBX – 10 inch



### Slim Taper Files **NEW**

- For sharpening all types of saw with fine universal tooothing. Ideal for sharpening saws with 60° angle saw teeth. Tapered point to file tight angles.
- Shape: triangular, with edges tapering towards the tip
- Surfaces and edges single cut
- Individual hang card packaging for peg display




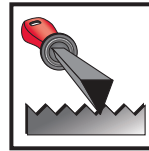
FE404106SLOCD – 6 inch  
FE404106SL1CD – 6 inch  
• Includes ergonomic handle  
LLW

FE404108SLOCD – 8 inch  
FE404108SL1CD – 8 inch  
• Includes ergonomic handle



### Extra Slim Taper Files **NEW**

- For sharpening all types of saw with fine universal tooothing. Ideal for sharpening saws with 60° angle saw teeth. Tapered point to file tight angles
- Shape: triangular, with edges tapering towards the tip
- Surfaces and edges single cut
- Individual hang card packaging for peg display



FE404004XS OCD – 4 inch  
FE404005XS OCD – 5 inch  
FE404006XS OCD – 6 inch  
LLW

FE404006XS1CD – 6 inch  
• Includes ergonomic handle  
FE404007XS OCD – 7 inch  
FE404008XS OCD – 8 inch

### Boxed

FE404006XS OBX – 6 inch  
LLW

FE404008XS OBX – 8 inch



### Double Extra Slim Taper File **NEW**

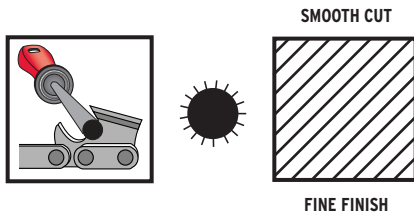
- 42% smaller cross section than 6 inch Extra Slim Taper Files
- FE404006XX OCD – 6 inch  
LLW

**DID YOU KNOW?**

A smooth cut file helps to restore sharp edges, creating a finer or smoother finish

## Round Chainsaw Files **NEW**

- For sharpening cutters of saw chain
- Shape: round and straight towards the tip
- Surfaces and edges single cut
- Choice of packaging: individual hang cards for peg display, bagged or boxed in bulk



### Carded

- CF425018SCOCD – 6 x 1/8 inch
- CF4250532SCOCD – 6 x 5/32 inch
- CF4050532SCOCD – 8 x 5/32 inch
- CF4050316SCOCD – 8 x 3/16 inch
- CF405002SCOCD – 8 x 13/64 inch
- CF4050732SCOCD – 8 x 7/32 inch
- CF405014SCOCD – 8 x 1/4 inch
- LLW

### Boxed

- CF4050532SCOBX – 8 x 5/32 inch
- CF4050316SCOBX – 8 x 3/16 inch
- CF405002SCOBX – 8 x 13/64 inch
- CF4050732SCOBX – 8 x 7/32 inch
- CF405014SCOBX – 8 x 1/4 inch
- LLW

### Bagged

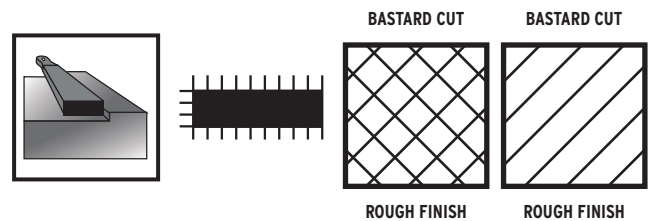
- CF4050316SCOBG – 8 x 3/16 inch
- CF4050732SCOBG – 8 x 7/32 inch
- LLW

E mm	E "	E/2 = Pitch	Ø suitable file in "	Ø suitable file in mm
12,70	0.5"	1/4"	5/32"	4,0
16,50	0.65"	0.325"	11/64"-3/16"	4,5-4,8
18,64	0.75"	3/8"	13/64"-7/32"	5,2-5,5
20,52	0.808"	0.404"	7/32"	5,5
25,40	1"	1/2"	1/4"	6,35
38,10	1.5"	3/4"	5/16"	7,9



## Handy File **NEW**

- Versatile general purpose file
- Single cut: for fine filing of flat surfaces and for fine sharpening of tools and implements
- Double cut: for filing flat surfaces and for rough sharpening of edges on spades, hoes, mower blades, etc
- Shape: rectangular cross section with parallel edges, one edge uncut
- Surfaces and edges: one side double cut bastard, the other side single cut bastard. One edge single cut, one edge uncut
- Integral handle with hanging hole
- Individual hang card packaging for peg display

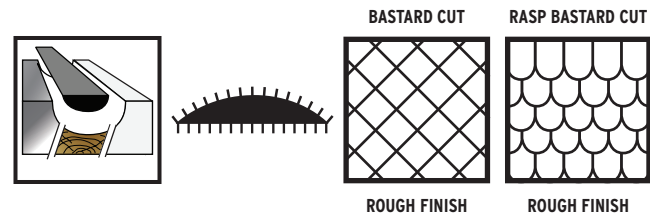


HF106108STOCD – 8 inch  
LLW



## 4 in 1 File and Rasp **NEW**

- 4 in 1 file for work on wood, plastics and other soft materials combining rasp cut for extremely rapid removal and double cut for fast removal and smoothing.
- Shape: half-round cross section with parallel edges
- Individual hang card packaging for peg display



FR4132080CD – 8 inch  
LLW

**DID YOU KNOW?**

A bastard cut file is for rapid removal or general shaping of steel

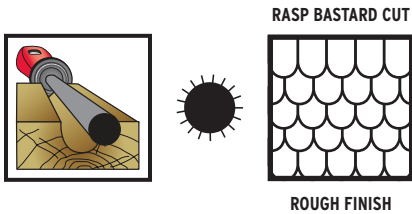
# Files and Rasps

# MAX



## Round Wood Rasp **NEW**

- For work in soft materials like wood, plywood, wallboard, plastics and other soft materials, ideal for holes and concave surfaces.
- Shape: round, tapered towards the tip
- Type of cut: medium
- Securely mounted ergonomic handle
- Individual hang card packaging for peg display

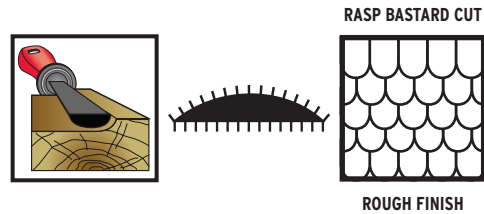


FR410408BC1CD – 8 inch  
LLW



## Half-Round Wood Rasp **NEW**

- For work in soft materials like wood, plywood, wallboard, plastics and other soft materials. Ideal for concave and flat surfaces and large holes.
- Shape: half-round cross section with edges and surfaces tapered towards the tip
- Type of cut: medium
- Securely mounted ergonomic handle
- Individual hang card packaging for peg display

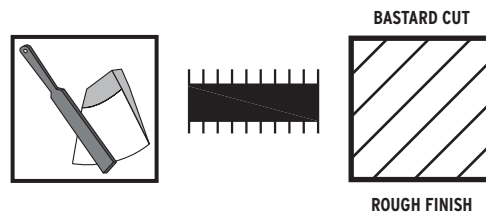


FR410108BC1CD – 8 inch  
LLW



## Farmer File **NEW**

- General purpose file for shaping metal or restoring sharp edges
- Ideal for sharpening tools such as spades, shovels, hoes, scrapers, etc.
- Shape: rectangular cross section with parallel edges
- Surfaces and edges: both sides single cut and both edges uncut
- Integral handle with hanging hole



FF408206CD – 6 inch  
LLW

## Accessories



### Interchangeable Ergonomic File Handle

Our file handles are ergonomically designed, following the Corona® process to reduce muscle tension and the risk of injury. The hard polypropylene core, covered with a thermoplastic elastomer, provides a comfortable non-slip grip and the handle's smooth contours fit into the hand naturally. Includes a set of inserts to fit most Corona files.



FA0001CD **NEW**



### Universal File Card

- Single-sided file cleaner
- The fine wire bristles of this tool help to remove filings and other gunk from the teeth of the file to insure longer life and efficiency

FA0002CD **NEW**

## Convenience Sets

A complete selection of different sets of files to cover most needs

### Sets in Pouches



#### All Purpose 3-Piece Quality File Set

- Three 6 inch files
- Round (Bastard Cut)
  - Mill (Bastard Cut)
  - Slim Taper

**FS0004PP** **NEW**  
LLW



#### All Purpose 5-Piece Quality File Set

- Three 6 inch bastard cut files
- Mill
  - Half Round
  - Round
- Additional files
- Slim Taper - 6 inch
  - 4-in-1 - 8 inch

**FS0005PP** **NEW**  
LLW



#### Needle Hobby File Set

Six 6 inch fine cut miniature files for detailed and intricate hobby

- Warding
- Round
- Square
- Half-round
- Three Square
- Pillar

Can be used on wood, metal or plastics

**FS0006PP** **NEW**  
LLW

### Sets in Blister Packs



#### All Purpose Quality File Set

- Three 8 inch bastard cut files
- Mill
  - Round
  - Half-Round
- Each with a securely mounted ergonomic handle

**FS0001CS** **NEW**  
LLW



#### Versatile Quality File Set

- Includes four files
- Mill - 8 inch, Bastard Cut
  - Round - 6 inch, Bastard Cut
  - Slim Taper - 6 inch
  - 4-in-1 - 8 inch
- One ergonomic handle and four handle inserts included

**FS0002CS** **NEW**  
LLW



#### Complete Set of Quality Files

- Eight 8 inch files, total 9 pieces
- Bastard cut and smooth cut versions of three files
    - Mill (2)
    - Round (2)
    - Half-Round (2)
  - Additional files
    - Slim Taper (1)
    - Extra Slim Taper (1)
- One ergonomic handle and four handle inserts included

**FS0003CS** **NEW**  
LLW

## Assortments

Increase add-on sales now: popular file assortments with re-stockable displays



#### Sharpening Files with Counter Display

Includes four file types, six units each

- Mill, Bastard Cut - 6 inch
- Mill, Bastard Cut - 8 inch
- Mill, Smooth Cut - 6 inch
- Mill, Smooth Cut - 8 inch

Compact display fits small spaces: 12 x 5 x 17.5 inch

**FE0003SA** **NEW**



#### Best Selling Files with Wall Display

Includes fifteen file types, six units each

- Mill, Bastard Cut - 6, 8, 10 and 12 inch
- Extra Slim Taper - 6, 7, and 8 inch
- 4-in-1 File and Rasp - 8 inch
- Farmer File - 6 inch
- Handy File - 8 inch
- Round Chainsaw - 8 inch, five diameters
  - 13/64 inch
  - 7/32 inch
  - 1/4 inch
  - 5/32 inch
  - 3/16 inch

Also includes Interchangeable Ergonomic File Handle (6 units)

Display mounts onto pegboard or slat wall

**FE0004SA** **NEW**

# Corona® Shovels

No matter what you dig, we have the right shovel for the job.

With over 100 different shovels, scoops, and spades available, Corona® is here to help you realize your vision. Need dependable and reliable tools? Corona® MAX shovels provide lasting performance you can trust to build and maintain structured landscapes, water features, concrete slabs, irrigation fixtures and furrows, animal stalls and bedding, and more, day after day. Corona® RED shovels let you take charge of upkeep and improvement projects, with shovels that balance comfort and performance for general, less intense use.



## DIG DEEPER

Learn more about the unique features of Corona tools. Simply scan the QR code with your mobile phone.

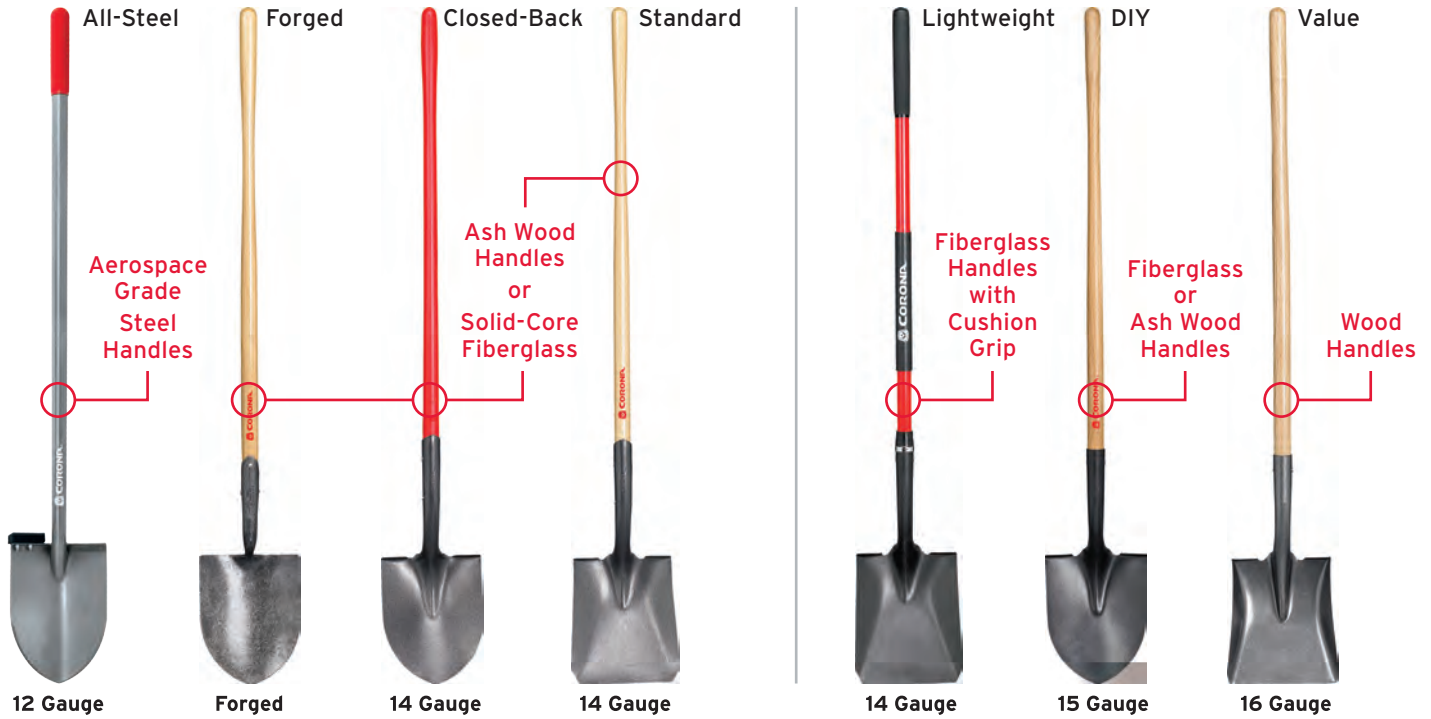


# Shovels

# MAX

# Shovels

# RED



## Pro/Master Gardener

## General Use/DIY

## Value

	All-Steel	Solid-Core Fiberglass	Ash Wood	Non-Slip Fiberglass	Wood
<b>Quality/Grade</b>	★★★★★	★★★★	★★★	★★	★
<b>Head Options</b>	12-Gauge Closed-Back	Forged 14-Gauge Closed- or Open-Back	Forged 14-Gauge and 15-Gauge Closed- or Open-Back	14-Gauge and 15-Gauge Open-Back	16-Gauge Open-Back
<b>Handle Options</b>	"D" and Long	"D" and Long	"D" and Long	"D" and Long	"D" and Long
<b>Warranty</b>	Limited Lifetime Warranty*	Limited Lifetime Warranty*	Limited Lifetime Warranty*	Limited Warranty*	1 Year Warranty*
<b>Price</b>	\$\$\$\$\$	\$\$\$\$	\$\$\$	\$\$	\$

\*See inside back cover for warranty details

## CHOOSE THE RIGHT SHOVEL

### Determine head strength

- For extreme digging and prying, All-Steel shovels have no match
- For breaking through clay, capstone and coral, nothing less than FORGED heads will do the job right
- Look for the gauge on the label: the LARGER the gauge number, the THINNER and lighter the blade
- For general use, 14-gauge heads are recommended

#### ALL-STEEL



All-Steel shovel heads feature closed backs that are welded onto steel handles for maximum digging and prying power.

#### FORGED



Forged steel heads feature double rivets and single-piece, solid-socket designs for superior strength and durability.

#### CLOSED-BACK



Welded, closed-back designs improve blade strength and protect handle from mud and dirt build-up.

### Choose the appropriate handle material

- MAX tools are available with steel or solid-core fiberglass handles for maximum durability
- Heavy-duty Ash wood handles are recommended for typical applications
- Regular fiberglass handles are lightweight and some feature non-slip cushion grips

#### ALL-STEEL



Extra-heavy-duty aerospace grade steel handles with inner metal end-caps covered by non-slip grips made for extreme pulling, pushing, and digging.

#### SOLID-CORE FIBERGLASS



Made from millions of continuous parallel glass fibers, featuring thick, molded poly jackets and integral compression bars for heavy-duty use.

#### ASH WOOD



Specially coated with two layers of protectant for weather resistance and years of smooth, splinter-free performance.

LLW= Lifetime Limited Warranty

LW= Limited Warranty

RP= Replacement Parts Available

# All-Steel Shovels

# MAX

- Designed for the professional who needs **maximum digging and prying power**
- Heat-treated, extra-heavy-duty 12 gauge blades
- Avoid dirt buildup and gain strength with closed back blade designs
- Thick powder coated handles made from steel for strength and performance
- Red touch points to make tools easier to find in the field
- Limited Lifetime Warranty

## All-Steel Sharpshooters

- The ultimate digging tools, break through the hardest soils
- Sharpened steel blades: 14 1/2 inches long, 5 3/4 inches wide



- Overall length: 78 inches
- Handle measures 63 1/2 inches from step
- Clear vinyl sleeve protects handle: 55 1/2 inch long, 3/16 inch thick
- Available January 2016

**AS 90100** **NEW**

LLW



- 29 inch welded steel D-handle
- Overall length: 45 inches
- Available January 2016

**AS 90110** **NEW**

LLW

## All-Steel Nursery Spades

- Handles are made from aerospace grade steel for durability
- **Free** universal **rubber footpad** reduces fatigue and shoe damage



**AS 90210**

- 12 inch diamond blade, 26 inch steel handle, D grip

LLW • RP



**AS 90010**

- 12 inch straight blade, 26 inch steel handle, D grip

LLW • RP



**AS 90220**

- 15 inch diamond blade, 26 inch steel handle, D grip

LLW • RP



**AS 90020**

- 15 inch straight blade, 26 inch steel handle, D grip

LLW • RP



**AS 90230**

- 12 inch diamond blade, 54 inch steel handle

LLW • RP



**AS 90030**

- 12 inch straight blade, 54 inch steel handle

LLW • RP



**AS 90240**

- 15 inch diamond blade, 54 inch steel handle

LLW • RP



**AS 90040**

- 15 inch straight blade, 54 inch steel handle

LLW • RP

LLW= Lifetime Limited Warranty

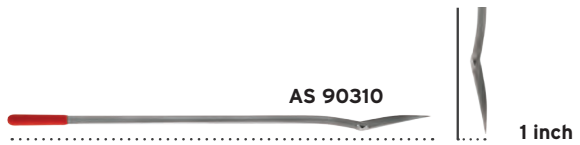
LW= Limited Warranty

RP= Replacement Parts Available




## DID YOU KNOW?

Handles with larger lift provide greater leverage. Handles with smaller lift allow a nearly vertical cut. Flat-bowled heads are nearly flat for straight cuts. Deep-bowled heads are concave for "cupped" cuts.



The 1 inch lift of AS 90310 allows for a nearly vertical cut. This flat bowl gives a flatter cutting edge.



The 4 inch lift of AS 90330 provides additional leverage. A deep bowl blade can leave a "cupped" mark when digging.



### Universal Footpad

Universal rubber footpad reduces fatigue and shoe damage, fitting either side of the blade with pre-drilled holes (selected models)

### AC 90000



Choose between straight or diamond style cutting blades.



## All-Steel Caprock Shovels



### AS 90310

• 10 inch flat bowl, 48 inch handle, 1 inch lift  
LLW



### AS 90320

• 10 inch deep bowl, 48 inch handle, 2 1/2 inch lift  
LLW



### AS 90330

• 10 inch deep bowl, 48 inch handle, 4 inch lift  
LLW



### AS 90340

• 13 inch deep bowl, 48 inch handle, 4 inch lift  
LLW • RP

## All-Steel #2 Round Point Shovel



### AS 90300

• 48 inch handle  
LLW • RP

## All-Steel Wire and Edging Trencher



### AS 90400

• 45 inch overall length, 8 1/4 x 10 inch blade  
LLW

# Forged Shovels

# MAX

## FORGED Irrigation & Caprock Shovels

- FORGED one-piece tempered steel heads for superior strength
- Irrigation shovels are for cleaning out ditches
- Caprock shovels are for breaking through coral, rock and clay



### SF 79000 – #2 Irrigation Shovel

- 48 inch Ash wood handle

LLW • RP



### SF 80000 – #2 Caprock Shovel

- 48 inch Ash wood handle

LLW • RP



### SF 80020 – #2 Caprock Shovel

- 48 inch solid-core fiberglass handle

LLW • RP

# Closed-Back Shovels

## CLOSED-BACK #2 Round Point Shovels

- 14-gauge tempered steel blades
- Round-head designs for efficient penetration and breaking of dense soils
- Large, forward-turned steps prevent material from spilling off rear of blade



### SS 60000

- 48 inch Ash wood handle

LLW • RP



### SS 60020

- 48 inch solid-core fiberglass handle

LLW • RP

## DID YOU KNOW ?

MAX shovels are designed for heavy-duty use

- Forged, 12-gauge or 14-gauge tempered steel blades
- Closed-back designs protect handles from mud and dirt build up
- Enamel finishes protect against rust
- Double rivets for stronger connections
- Sharpened blade edges
- Limited Lifetime Warranty



# Closed-Back Shovels

## CLOSED-BACK #2 Square Point Shovels

- 14-gauge tempered steel blades
- Square-head designs for efficient lifting and moving of loose material
- Large, forward-turned steps prevent material from spilling off rear of blade



### SS 61000

- 48 inch Ash wood handle

LLW • RP



### SS 61020

- 48 inch solid-core fiberglass handle

LLW • RP

## CLOSED-BACK Nursery Spade - 12 inch

- 14-gauge tempered steel head
- Flat, 7 1/4 inch wide, rectangular design for preparing planting beds



### SS 63010

- 30 inch steel and Ash wood D grip

LLW

# Closed-Back Shovels

# MAX

- 14-gauge tempered steel blades
- Sharpened blades for easy ground penetration and slicing through roots
- Tapered, round-nose and slightly cupped blades for efficient digging of deep, round-bottom drains and trenches
- Enamel finishes protect against rust
- Limited Lifetime Warranty

## Closed-Back Drain Spades - 16 inch



### SS 62000

• 48 inch Ash wood handle

LLW • RP



### SS 62010

• 30 inch steel and Ash wood D grip

LLW



### SS 62020

• 48 inch solid-core fiberglass handle

LLW • RP



### SS 62030

• 30 inch solid-core fiberglass D grip handle

LLW • RP

## Closed-Back Drain Spades - 14 inch



### SS 62100

• 48 inch Ash wood handle

LLW • RP



### SS 62110

• 30 inch steel and Ash wood D grip

LLW



### SS 62120

• 48 inch solid-core fiberglass handle

LLW • RP



### SS 62130

• 27 inch solid-core fiberglass D grip handle

LLW • RP



# Standard Shovels

# MAX

- Heavy-duty 14-gauge tempered steel blades
- Sharpened blade edges penetrate ground easily
- Large, forward-turned steps prevent material from spilling off rear of blade
- Extended widow's peak sockets add strength for secure connections
- Enamel finishes protect against rust
- Double rivets for stronger connection
- Limited Lifetime Warranty

## #2 Square Point Shovels

- Square-head design for efficient lifting and moving of loose material



### SS 66000

- 48 inch Ash wood handle

LLW • RP



### SS 66010

- 30 inch steel and Ash wood D grip


LLW • RP



### SS 66020

- 48 inch solid-core fiberglass handle

LLW • RP



## #2 Round Point Shovels

- Round point design excellent for digging



### SS 65000

- 48 inch Ash wood handle

LLW • RP



### SS 65010

- 30 inch steel and Ash wood D grip

LLW • RP



### SS 65020

- 48 inch solid-core fiberglass handle

LLW • RP

## #2 Irrigation Shovel

- Smaller head for easy digging around plants or narrow areas



### SS 65500

- 48 inch Ash wood handle

LLW

# Standard Shovels

# MAX

## Roofer's Spade

- 14-gauge tempered steel blade
- Heavy-duty fulcrum welded to back of blade for leverage
- Notched blade for efficient removal of shingles
- Textured epoxy finish protects head



### SS 39000

- 48 inch Ash wood handle

LLW • RP



# Lightweight Shovels

# RED

- 14-gauge tempered steel blades
- Sharpened blade edges on digging tools
- Large, forward-turned steps for firmer footing
- Non-slip cushion grips
- Textured epoxy finishes protect heads against rust
- Limited Warranty



## #2 Round Point Shovels

- Round point design excellent for digging



### SS 30020

- 48 inch fiberglass handle with non-slip grip

LW



### SS 30030

- 30 inch fiberglass handle with D grip

LW

## #2 Square Point Shovels

- Square-head designs for efficient lifting and moving of loose material



### SS 31020

- 48 inch fiberglass handle with non-slip grip

LW



### SS 31030

- 30 inch fiberglass handle with D grip

LW

**DID YOU KNOW ?**

Corona® offers replacement parts for most MAX tools

## #2 Round Point Shovels

- 15-gauge tempered steel blades
- Round points allow easy penetration of a variety of materials
- Large, forward-turned steps for firmer footing



**SS 26000**  
• 48 inch Ash wood handle  
LW



**SS 26010**  
• 30 inch Ash wood handle with D grip  
LW



**SS 26020**  
• 48 inch fiberglass handle  
LW



**SS 26030**  
• 30 inch fiberglass handle with D grip  
LW

## Multi-Purpose Mini Shovel

- 15-Gauge tempered steel blade
- Forward-turned steps for firmer footing
- D grip handle to help control material being moved
- Use in tight areas or in a kneeling position



**SS 25010**  
• 26 <sup>3</sup>/<sub>4</sub> inch wood handle with D grip  
LW

## #2 Square Point Shovels

- 15-gauge tempered steel blade
- Square-head designs for efficient lifting and moving of loose material
- Textured epoxy finishes protect heads



**SS 27000**  
• 48 inch Ash wood handle  
LW



**SS 27010**  
• 30 inch Ash wood handle with D grip  
LW



**SS 27020**  
• 48 inch fiberglass handle  
LW



**SS 27030**  
• 30 inch fiberglass handle with D grip  
LW

## Value Tools

All Value Tools carry a 1-year limited warranty

### Light-Duty #2 Round Point Shovel

- 16-gauge tempered steel blade
- Round point allows easy penetration of a variety of materials

**SS 10000**  
• 46 inch wood handle

### Light-Duty #2 Square Point Shovel

- 16-gauge tempered steel blade
- Square-head design for efficient lifting and moving of loose material

**SS 11000**  
• 46 inch wood handle

**DID YOU KNOW?**

The higher the gauge number, the thinner the blade

# DIY Spades

# RED

## Garden Spades

- 15-gauge tempered steel blades
- Rounded edges penetrate ground easily, slice through small roots
- Textured epoxy finishes protect heads



### SS 29000

- 48 inch Ash wood handle

LW



### SS 29010

- 30 inch Ash wood handle with D grip

LW



### SS 29020

- 48 inch fiberglass handle

LW



### SS 29030

- 30 inch fiberglass handle with D grip

LW



## Drain Spades

- 15-gauge, 16 inch tempered steel blades
- Tapered, round-nose, slightly cupped blades for efficient digging of deep, round-bottom drains and trenches
- Large, forward-turned steps for firmer footing



### SS 28000

- 48 inch Ash wood handle

LW



### SS 28010

- 30 inch Ash wood handle with D grip

LW



### SS 28020

- 48 inch fiberglass handle

LW



### SS 28030

- 30 inch fiberglass handle with D grip

LW

## Value Tools

All Value Tools carry a 1-year limited warranty

### Light-Duty Floral Shovel

- 16-gauge tempered steel blade
- Small 6 inch x 8 inch round point head design for easier use in gardens and tight spaces

### SS 47000

- 42 inch wood handle

# A Complete Line of Trench Shovels

Whether you are digging or cleaning out a trench, Corona® has the right tool for the job.

- Finish your job faster with heavy-duty 12-gauge tempered steel blades that outperform some thicker blades
- Quickly find the right-sized tool for the job with industry-standard head sizes and colors
- Work more efficiently with dual handle angles optimized for digging or clean-out
- Find the safety and comfort you need, job after job, with Ash wood, fiberglass, and solid-core fiberglass handles
- **Sole Saver** step design reduces boot wear with rounded corners



## DIG DEEPER

Learn more about the unique features of Corona tools. Simply scan the QR code with your mobile phone.



Type of Digging	Handle Type	Trench Head Widths and Color Codes			
		Blue Head	Orange Head	Red Head	Green Head
		3 inch	4 inch	5 inch	6 inch
<b>DIGGING 28°</b> <b>New Trenches</b> <small>Straighter blade makes it easier to penetrate and loosen compacted soil</small>	48 inch Ash Wood	SS 64303	SS 64304	SS 64305	SS 64306
	48 inch Fiberglass	SS 64323	SS 64324	SS 64325	SS 64326
	48 inch Solid-Core Fiberglass	SS 64333	SS 64334	SS 64335	SS 64336
<b>GENERAL 35°</b> <b>Trench Digging and Maintenance</b> <small>Our most popular blade type, its sharper angle makes it easier to pick up loose soil and debris</small>	48 inch Ash Wood	SS 64103	SS 64104	SS 64105	SS 64106
	48 inch Fiberglass	SS 64123	SS 64124	SS 64125	SS 64126
	48 inch Solid-Core Fiberglass	SS 64223	SS 64224	SS 64225	SS 64226



## Trench Shovels General Purpose



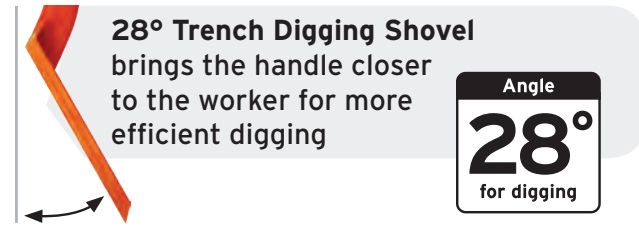
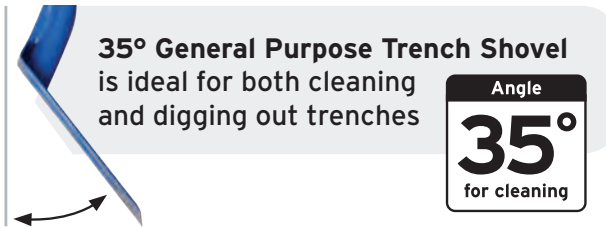
**MAX**

- Quickly find the right-sized tool for the job with industry-standard head sizes and colors
- Work more efficiently with dual handle angles optimized for digging or clean-out
- Heavy-duty 12-gauge tempered steel blades
- V-shaped beveled blades for easy soil penetration

## Trench Shovels Digging

**MAX**

**Sole Saver step design  
reduces boot wear**



**SS 64103 - 3 inch**      **SS 64105 - 5 inch**  
**SS 64104 - 4 inch**      **SS 64106 - 6 inch**  
• Classic feel and performance with contoured  
48 inch *Ash wood* handle

LLW



**SS 64303 - 3 inch**      **SS 64305 - 5 inch**  
**SS 64304 - 4 inch**      **SS 64306 - 6 inch**  
• Classic feel and performance with contoured  
48 inch *Ash wood* handle

LLW



**SS 64123 - 3 inch**      **SS 64125 - 5 inch**  
**SS 64124 - 4 inch**      **SS 64126 - 6 inch**  
• Greater resistance to the elements with straight  
48 inch *fiberglass* handle featuring cushion grip

LLW



**SS 64323 - 3 inch**      **SS 64325 - 5 inch**  
**SS 64324 - 4 inch**      **SS 64326 - 6 inch**  
• Greater resistance to the elements with straight  
48 inch *fiberglass* handle featuring cushion grip

LLW



**SS 64223 - 3 inch**      **SS 64225 - 5 inch**  
**SS 64224 - 4 inch**      **SS 64226 - 6 inch**  
• Virtually indestructible 48 inch *solid-core fiberglass*  
handle with poly jacket

LLW



**SS 64333 - 3 inch**      **SS 64335 - 5 inch**  
**SS 64334 - 4 inch**      **SS 64336 - 6 inch**  
• Virtually indestructible 48 inch *solid-core fiberglass*  
handle with poly jacket

LLW

## #14 Aluminum Scoop Shovels - Western

- Extra large blades, reinforced with ribs for strength
- Transfer loose materials or clean up with lightweight, corrosion resistant, non-spark aluminum heads
- Tough steel and Ash wood D grips, 2X varnished for weather resistance



### SS 68431

- 31 inch steel and Ash wood D grip

LLW



### SS 68436

- 36 inch steel and Ash wood D grip

LLW



### SS 68440

- 40 inch steel and Ash wood D grip

LLW

## #12 Aluminum Scoop Shovel - Western

- Large blades are reinforced with ribs for strength
- Transfer loose material or clean up with lightweight, corrosion resistant, non-spark aluminum head
- Tough steel and Ash wood D grip, 2X varnished for weather resistance



### SS 68231

- 31 inch steel and Ash wood D grip

LLW

## #10 Aluminum Scoop Shovels - Western

- High-strength, Western style, 12-gauge aluminum heads reduce workload to a minimum while giving longer service life
- Large, square-nose designs for efficient moving of light, loose material



### SS 68000

- 48 inch Ash wood handle


LLW • RP



### SS 68010

- 30 inch steel and Ash wood D grip

LLW • RP



### SS 68030

- 30 inch solid-core fiberglass handle with D grip

LLW • RP

## #12 Steel Scoop Shovel - Western

- Large-capacity head is made of high-carbon steel for longer service life
- Western style scoop head with reinforced ribs for heavy-duty applications



### SS 69010

- 30 inch steel and Ash wood D grip

LLW • RP



**DID YOU KNOW ?**

A 40 inch D-handle will be more ergonomic for taller workers

# Scoop Shovels

RED

## #12 Plastic Scoop Shovels - Western

- Heavy-duty gauge for greater strength and long service life
- Designed for efficient moving of light, loose material
- Reinforced ribs for heavy-duty applications



### SS 42001

- 48 inch wood handle



### SS 42011

- 30 inch wood handle with D grip

LW

## #2 Steel Scoop Shovel - Eastern

- 11 1/4 inch x 13 inch steel head designed for multiple uses including street cleaning and snow
- Tempered steel head for greater strength and long service life



### SS 49100

- 48 inch wood handle

LW

## #2 Aluminum Scoop Shovel - Eastern

- Transfer loose materials or clean up with lightweight, corrosion resistant, non-spark 11 inch x 14 1/2 inch aluminum blade
- Durable Ash wood tapered handle is 2X varnished for weather resistance



### SS 48248

- 48 inch Ash wood handle

LW

## #2 Steel Scoop Shovel - Eastern

- General purpose steel scoop
- Level surfaces, use for clean up, moving or scraping debris or transfer loose materials with 11 1/4 inch x 13 inch tempered steel head
- Tough steel and Ash wood handle is 2X varnished for weather resistance



### SS 49234

- 34 inch steel and Ash wood D grip

LW



# Snow Shovels

## RED

Winter flurries, meet your match: Corona® blasts into the winter market with four essential snow removal tools you'll want to keep handy all season long.

- **Lightweight blades** minimize strain yet resist impacts and harsh weather all season long
- **No metal edges** less likely to get caught or damage patios, decks, roofs
- **Oversized D-grips** easy to use with or without gloves
- **Weather-resistant** hardwood handles are 45 1/2 inches long and 2X varnished



### Snow Shovel

- Easily dig into packed snow with flat blade
- Fully-assembled and ready to use

**PS 10010 NEW**

- 18 inch wide poly blade
- LW



Slice, lift and throw packed snow



### Snow Shovel/Pusher

- Move mounds of snow with deep, scoop-like blade
- Fully-assembled and ready to use

**PS 10030 NEW**

- 19 inch wide poly blade
- LW



Slice, push, lift and throw large scoops of packed snow

### Snow Pusher

- Easily dig into packed snow with wide curved blades
- Easy to assemble



**PS 10025 NEW**

- 24 inch wide poly blade
- LW



Quickly push light snow off flat surfaces



**PS 10020 NEW**

- 20 inch wide poly blade
- LW



Quickly push light snow off flat surfaces



LLW= Lifetime Limited Warranty

LW= Limited Warranty

RP= Replacement Parts Available

# Post Hole Diggers

## MAX



### Hercules Pattern Post Hole Digger

- Extra-heavy-duty, 10-gauge tempered steel head for superior strength and long service life
- Sharpened blade edges easily penetrate ground, slice through small roots
- 48 inch extra-thick Ash handles for durability and longer service life
- Square-to-round connection between handles and head prevents twisting
- Pivot point between blades optimally positioned to allow wider opening
- Replacement handles available
- Distance between points: 6 inches

**PD 60000**  
**LLW • RP**

**Square-to-round connection between head and handles prevents twisting**



# Post Hole Diggers

## RED

### Atlas Pattern Post Hole Diggers

- Heavy-duty, 12-gauge tempered steel heads for greater strength and long service life
- Sharpened blade edges for easy ground penetration, slice through small roots

### Atlas Pattern Post Hole Digger

- 14-gauge tempered steel head
- 48 inch Ash wood handles
- Distance between points: 4 <sup>3</sup>/<sub>4</sub> inches



**PD 40020**

- 48 inch fiberglass handles for best combination of weight and durability
- Ruler markings make gauging depth of hole an easy task
- Distance between points: 4 <sup>3</sup>/<sub>4</sub> inches

**LW**



**PD 40000**

- Thick 48 inch Ash wood handles for durability
- Distance between points: 5 <sup>1</sup>/<sub>4</sub> inches

**LW**




**PD 20000**

**LW**

# Rakes

Corona® Aluminum Landscape Rakes are lightweight yet strong enough for use in commercial projects. Reinforced steel braces add support when smoothing loose soil, gravel and other landscape materials. Our Spring Brace Rakes are made from tempered spring steel, which allows for greater memory so the tines revert back to their original shape for a longer service life.



## Landscape Rakes

Reinforcing braces add support when smoothing loose soil, gravel and other landscape materials.



## Leaf, Shrub & Spring Brace Rakes

Tines will revert back to their original shape for a longer service life.



## Bow Head Rakes

Used to move garden debris, soil, fertilizer, small rocks and mulch.



## Level Head Rakes

Used to move, level and grade soil.

### DIG DEEPER

Learn more about the unique features of Corona tools. Simply scan the QR code with your mobile phone.



## Aluminum Landscape Rakes

- All-aluminum construction combines durability with ease of use during finish grading process
- Angled, extra-thick tine tips for long service life
- 60 inch lightweight aluminum handles with non-slip vinyl sleeve handle for gripping comfort in extreme heat or cold
- Wrap-around brace supports and heavy-duty heads
- Assembly required


**RK 61061**  
24 inch/24 Tines  
LLW • RP



**RK 61063**  
30 inch/30 Tines  
LLW • RP



**RK 61062**  
36 inch/36 Tines  
LLW • RP



**RK 61064**  
42 inch/42 Tines  
LLW • RP

# Level Head Rakes

MAX



## FORGED Level Head Rake

- Wide head for rapid, tilling and leveling
- Extra-thick, tempered, single-piece head for greater durability and long service life
- Flat-head design for smooth tamping of seed beds
- Extra-long 60 inch handle lets you work upright, reduces back strain

### RK 64002 – 16 inch/14 Tines

- 60 inch Ash wood handle

LLW • RP



## Dirt/Asphalt Rake

- Wide head for rapid tilling and leveling
- Extra-thick, tempered steel head for greater durability and long service life
- Extra-long 60 inch handle lets you work upright, reduces back strain
- Long, 1/2 inch thick shank reduces need for downward pressure when moving rock and heavy soil
- Flat-head design for efficient moving and leveling of landscape and road beds

### RK 66000 – 16 inch/14 Tines

- 60 inch Ash wood handle

LLW • RP



## Level Head Rake

- 14 inch level-head design for efficient tilling and leveling of landscape materials, in close quarters
- Extra-thick, tempered steel tines for greater strength and long service life
- Flat head with straight tines for smooth tamping of seed beds
- Lightweight aluminum, non-slip, oval-shaped handle

### RK 64060 – 14 inch/14 Tines

- 60 inch aluminum handle

LLW



# Leaf Rakes

MAX



## Spring Brace Rake

- 54 inch long aluminum handle with anti-slip vinyl sleeve for gripping comfort
- A-shaped head combines flexible tines with durability of metal for raking power
- Bolt-thru head to handle connection for added durability
- Stress distribution bar prevents the 24 tines from twisting or breaking
- Tines and spring are made of high carbon steel, providing long lasting performance
- Powder-coated frame and tines resist rust

### RK 24061 – 24 inch/24 Tines

LLW • RP

### 24003-8 – 24 inch/24 Tines **NEW**

- Spring brace rake head only

### 62060-4

- 54 inch lightweight aluminum handle only



## Fixed Tine Leaf Rakes

- Tempered spring steel for greater durability and long service life
- Bi-curved bows give even pressure to all tines for maximum raking efficiency
- Tines apply light pressure for debris removal
- 3 Rivets hold heads to handles
- 25 extra-wide tines
- Double crimps hold tines in place

### RK 62001 – 19 inch/25 Tines

- 54 inch wood handle

LLW • RP

### RK 62061 – 19 inch/25 Tines

- 54 inch lightweight aluminum handle with anti-slip vinyl sleeve for gripping comfort

LLW • RP

### 62001-8 – 19 inch/25 Tines

- Fixed tine leaf rake head only



U.S. Patent 7,350,348

LLW= Lifetime Limited Warranty

LW= Limited Warranty

RP= Replacement Parts Available

# Leaf Rakes

# MAX

## Fixed Tine Shrub Rakes

- Tempered spring steel for greater durability and long service life
- Bi-curved bows give even pressure to all tines for maximum raking efficiency
- Tines apply light pressure for debris removal without damage to plant feeder roots

### RK 62000 – 8 inch/11 Tines

- 54 inch wood handle
- LLW • RP

### RK 62060 – 8 inch/11 Tines

- 54 inch lightweight aluminum handle with anti-slip vinyl sleeve for gripping comfort

LLW • RP

### 62000-8 – 8 inch/11 Tines

- Fixed tine shrub rake head



U.S. Patent 7,350,348

- Narrow heads for working between closely spaced plants
- 2 Rivets hold heads to handles
- Double crimps hold tines in place

## DID YOU KNOW?

Replacement handles are available for all Spring Brace Rakes and Fixed Tine Rakes

# Leaf Rakes

# RED

## BigLOAD™ Leaf Rake

- Rake up to 2X faster than standard leaf rakes
- Unique head design maximizes load capacity
- 30 inch poly head is both lightweight and durable
- 63 inch aluminum handle with anti-slip vinyl grip for gripping comfort in extreme heat or cold

### RK 45030 – 30 inch/30 Tines **NEW**

LW • RP



## LittleLOAD™ Leaf Rake

- Rake up to 2X faster than standard leaf rakes
- Unique head design maximizes load capacity
- 8 1/4 inch poly head is both lightweight and durable
- 63 inch aluminum handle with anti-slip vinyl grip for gripping comfort in extreme heat or cold

### RK 45008 – 8 inch/11 Tines **NEW**

LW • RP



## Spring Brace Rakes

- Fan-shaped heads combine flexible tines with durability of metal
- Stress distribution bars that prevent tines from twisting or breaking when pressed on
- Coated frames and tines resist rust
- 54 inch wood handles

### RK 24002 – 22 inch/22 Tines

LW • RP

### RK 24003 – 24 inch/24 Tines

LW • RP

### 24003-8 – 24 inch/24 Tines **NEW**

- Spring brace rake head only

### 24003-4

- 54 inch wood handle only



## Poly Leaf Rakes

- Gather large amounts of leaves with closely spaced tines
- Extra-thick polypropylene construction with weather resistant UV inhibitor
- Hardwood handles 2X varnished for weather resistance - 48 inch

### RK 25024 – 24 inch/26 Tines

LW • RP

### RK 25030 – 30 inch/30 Tines

- Wide head for maximum leaf gathering efficiency

LW • RP





# Leaf Rakes

## RED



### Poly Shrub Rake

- Polypropylene heads for collecting and carrying lightweight, moderate-sized clippings or leaves
- 42 inch wood handles
- Assembly required

#### RK 25008 – 8 inch/14 Tines

- 8 inch poly head for easy raking between closely spaced plants
- LW

**Value Tools** All Value Tools carry a 1-year limited warranty

### Poly Leaf Rake

- Lightweight 18 inch black poly head
- 47 inch wood handle
- Formerly RK 25018

#### RK 25017 – 18 inch/20 Tines

- 18 inch poly head for light raking of leaves and plants

# Bow Rakes

## RED



### Bow Head Rakes

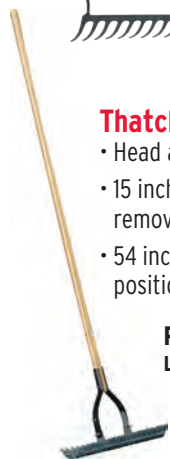
- Tempered heads for long service life
- Curved tines efficiently gather and move soil
- Bows serve as spring for better control of tine depth
- Extra-long 60 inch handles lets you work upright, reduce back strain

#### RK 20002 – 16 inch/16 Tines

- 60 inch Ash wood handle
- LW

#### RK 20022 – 16 inch/16 Tines

- 60 inch fiberglass handle with cushion grip
- LW



### Thatch/Groom Rake

- Head adjusts up or down to suit the height of the users
- 15 inch head width works push and pull for easier removal of thatch and dead grass
- 54 inch wood handle lets you work in an upright position reduces back strain

#### RK 42000

LW



# Bow Rakes

## MAX



### FORGED Bow Head Rakes

- Tempered, single-piece heads for maximum durability
- Curved tines efficiently gather and move soil
- Bows serve as spring for better control of tine depth
- Extra-long 60 inch handles lets you work upright, reduce back strain

#### RK 65001 – 14 inch/14 Tines

- 60 inch Ash wood handle
- LLW

#### RK 65002 – 16 inch/16 Tines


- 60 inch Ash wood handle
- LLW

#### RK 65021 – 14 inch/14 Tines

- 60 inch fiberglass handle with poly jacket
- LLW

#### RK 65022 – 16 inch/16 Tines

- 60 inch fiberglass handle with poly jacket
- LLW



### Bow Head Rake

- 14 inch bow-head design acts as spring for better control of tine depth, small head is ideal for working in close quarters
- Extra-thick, tempered steel tines for greater strength and long life
- Curved tines efficiently gather and move soil
- Lightweight aluminum, non-slip oval-shaped handle

#### RK 65061 – 14 inch/14 Tines

- 60 inch aluminum handle
- LLW

**Value Tools** All Value Tools carry a 1-year limited warranty

### Bamboo Rakes

- Lightweight, earth-friendly bamboo tines
- Painted wood handles for protection from elements

#### RK 12030 – 30 inch/30 Tines

- 48 inch wood handle

#### RK 12024 – 24 inch/26 Tines

- 48 inch wood handle

#### RK 12010 – 10 inch/23 Tines

- 36 inch wood handle

### Light-Duty Bow Head Rake

- Tempered head for with 14 tines for greater durability and long lasting performance
- Curved tines for easy penetration and gathering of soil
- 48 inch long wood handle

#### RK 10000

# Hoes, Cultivators & Forks

Corona® offers many different hoes, cultivators, weeders and forks, each designed to conquer different challenges. Choose our forged tools for maximum strength and durability, year after year.



## Garden Hoes

Used for cultivating soil, cleaning debris between plants, weeding and light grading in tight spaces.



## Cultivators

Strong without being heavy, Corona® MAX cultivators feature aluminum handles with 4, 3, or 1 prong tempered steel heads for cultivating, weeding and aerating.



## Weeding Hoes

Corona® offers many different weeders, each designed to conquer different gardening challenges. The popular Oscillating Hoe automatically angles slightly downward on both the forward and back stroke to slice weeds just below the surface. Other specialty weeders include the Diamond Hoe, and Heavy-Duty Weeding Hoe.



## Forks

Select forged heads for digging or carrying heavy loads, and welded heads for lighter work. Choose from potato, spading, hay, manure, ensilage or digging models.



## Forged Heads

Shaped from a solid rod of steel by pounding and compressing with a forge hammer, which provides maximum strength and service life. This process yields a dense, uniform structure with the greatest strength-to-weight ratio.

## DIG DEEPER

Learn more about the unique features of Corona tools. Simply scan the QR code with your mobile phone.



# Hoes

# MAX



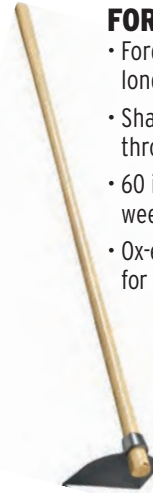
## FORGED Draw Hoe

- Forged, tempered head for maximum strength, long service life and superior blade sharpness
- Sharpened 6 1/4 inch blade edge penetrates ground easily, slices through weeds easily
- Single-piece, solid-socket design prevents moisture from weakening handle, gives greater strength
- Extra-long 60 inch handles lets you work upright, reduce back strain

### FH 70000

• 60 inch Ash wood handle

LLW • RP



## FORGED Eye Hoes

- Forged, tempered steel blades for maximum strength, long service life and superior sharpness
- Sharpened-blade edges penetrate ground easily, slice through weeds easily
- 60 inch Ash wood handles withstand heavy weed chopping
- Ox-eye connections for extra-thick handles



**FH 71002**  
**Eye Hoe**  
**7 2/3 inch**  
 LLW • RP



**FH 71000**  
**Eye Hoe**  
**7 inch**  
 LLW • RP



**FH 71003**  
**Eye Hoe**  
**5 1/3 inch**  
 LLW • RP



## Garden Hoe

- Tempered steel head for strength and long life
- Gooseneck design ideal for working around plants
- 6 inch wide blade most popular size for general maintenance tasks
- Lightweight aluminum, non-slip oval-shaped handle

### SH 60060

• 60 inch aluminum handle

LLW • RP

# Hoes

# RED



## Mortar Hoe

- 6 inch wide perforated steel head easily mixes plaster, mortar, and concrete
- Reinforced riveted steel ferrule and welded shank prevent wobble
- Durable Ash wood handle 2X varnished for weather resistance - 48 inches

### SH 42000

LW



## Garden Hoe

- Swan-shaped neck keeps soil from building up on the tool
- Strong socket joint bolstered with a screw
- 6 inch wide blade most popular size for general maintenance tasks

### SH 20000

• 54 inch wood handle

LW



### Oscillating Hoe

- Heavy-duty, double-edged blade for push/pull weed cutting
- Slice weeds just below the surface with automatically angling blade
- 60 inch lightweight aluminum, non-slip, 2X bolt-thru handle

#### SH 60061

- 6 inch Blade
- LLW • RP

#### 60061-8

- Replacement head for SH 60061



### Oscillating Hoes


- Heavy-duty blade designs for long service life
- Heads automatically angle to slice weeds just below surface on both forward and back stroke
- Concave blades sharpen during use
- Extra-long 60 inch Ash wood handle lets you work upright, reduces back strain

#### SH 60000

- 4 inch Blade
- LLW • RP

#### SH 60001

- 5 inch Blade
- LLW • RP



### Heavy-Duty Weeding Hoe

- Tough, tempered, abrasion-resistant 7 inch steel blade holds edge
- Notched and sharpened blade cuts on both push and pull stroke, slices easily through fibrous, overgrown weeds such as thistles, bindweed, wild mustard and clumping grasses
- Extra-long 60 inch handle lets you work upright, reduces back strain

#### SH 63000

- 60 inch Ash wood handle
- LLW

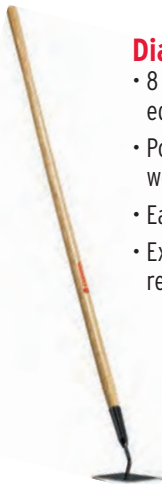


### McLeod Hoe

- Tempered steel tines for superior strength and long service life
- Very versatile, used for raking, scraping, grubbing and tamping
- 10<sup>4</sup>/<sub>5</sub> x 8<sup>4</sup>/<sub>5</sub> inch head with 9 inch sharpened edge and 3<sup>3</sup>/<sub>5</sub> inch tines

#### SH 65000

- 48 inch Ash wood handle
- LLW • RP



### Diamond Hoe

- 8 inch diamond-shape head with four sharpened edges cuts weeds on both forward and back strokes
- Points of diamond-shaped blade can nick even small weeds from hard to reach areas
- Easily sharpened carbon steel blade
- Extra-long 60 inch handle lets you work upright, reduces back strain

#### SH 61000

- 60 inch Ash wood handle
- LLW



## Value Tool

All Value Tools carry a 1-year limited warranty

### Light-Duty Garden Hoe

- 6 inch wide blade
- 51 inch wood handle

#### SH 10000

### Oscillating Hoe

- Lightweight tool for weeding
- Heat-treated carbon steel head
- 6 inch concave blade stays sharp with use

#### SH 15000

- 54 inch hardwood handle

### Warren Hoe

- Tempered steel, 5x6 inch V-shaped head has sharpened edges for furrowing and digging
- 54 inch wood handle

#### SH 22000

# Cultivators

# MAX



## Cultivators

- Strong tempered steel heads for weeding and cultivating soil
- Reinforced riveted connections to prevent handle wobble
- Lightweight aluminum, non-slip, oval-shaped handles

## CV 60061 – 1 Prong

- 60 inch aluminum handle
- LLW

## CV 60063 – 3 Prongs

- 60 inch aluminum handle
- LLW


## CV 60064 – 4 Prongs

- 60 inch aluminum handle
- LLW



# Cultivators

# RED



## Cultivator

- Tempered steel head for long service life
- Welded tines have oval cross section for reduced pulling effort
- Weeding and cultivating in one stroke

## CV 20004 – 4 Prongs

- 54 inch Ash wood handle
- LW



## Dandelion Weeder

- Long-reach weeder digs out long taproot weeds without creating a large hole
- 36 inch wood handle for weeding without stooping

## CV 22000

LW

# Forks

# MAX

## FORGED Potato/Refuse Fork

- Use to drag refuse and harvest root vegetables
- Heavy-duty forged steel head for maximum durability
- Steel ferrule design for stronger connection
- Durable Ash wood tapered handle, 2X varnished for weather resistance

## FK 70004 – 4 Tines

- 54 inch Ash wood handle
- LLW



## FORGED Manure Forks

- Forged, tempered steel heads for maximum strength and long service life
- Heavy-duty forks for moving manure, compost, planting mix and other dense, damp material
- Oval tines for greater lifting strength



### FK 72004 – 4 Tines

- 54 inch Ash wood handle
- LLW • RP



### FK 72005 – 5 Tines

- 54 inch Ash wood handle
- LLW • RP

## Manure Fork

- Tempered steel head for superior strength and long service life
- 5-tine configuration is ideal for lifting and transferring materials
- Oval tines for greater lifting strength
- Lightweight aluminum, non-slip, oval-shaped handle



### FK 72065 – 5 Tines

- 54 inch aluminum handle
- LLW



## FORGED Hay Forks

- Forged, tempered steel heads for maximum strength and long service life
- Heavy-duty forks for moving loose hay, mulches, tree trimmings, landscape waste
- Oval tines for greater lifting strength



### FK 71004 – 4 Tines

- 54 inch Ash wood handle
- LLW • RP



### FK 71005 – 5 Tines

- 54 inch Ash wood handle
- LLW • RP

## FORGED Digging Forks

- Forged, tempered tines for maximum strength and long service life
- Tines are narrow and tapered for easier soil penetration, yet extra thick to prevent splaying
- Riveted steel tang for maximum strength head-to-handle connection
- Durable Ash wood handles, 2X varnished for weather resistance



### FK 70000 – 4 Tines

- 48 inch Ash wood handle
- LLW



### FK 70010 – 4 Tines

- 30 inch steel and Ash wood D grip
- LLW

# Forks

# MAX

## FORGED Ensilage Forks

- Heavy-duty forks for lifting ensilage, construction debris, mulch or other loose materials
- Forged, tempered steel heads for maximum strength, long service life
- Closely spaced oval tines for maximum lifting capacity



### FK 74000 – 10 Tines

- 48 inch Ash wood handle

LLW • RP



### FK 74010 – 10 Tines

- 30 inch steel and Ash wood D grip

LLW • RP



# Forks

# RED

## Ensilage Fork

- Tempered welded steel head to lift ensilage, construction debris, mulch or other loose materials
- Durable Ash wood handle, 2X varnished for weather resistance



### FK 44010 – 10 Tines

- 30 inch Ash wood handle with D grip

LW

## Digging Fork

- Tempered steel tines for long service life
- 10 inch tapered tines for easier soil penetration
- 29 inch wood handle with D grip is easy to use in tight spaces



### FK 42000 – 4 Tines

- 29 inch steel and Ash wood D handle

LW

## Manure Fork

- Tempered steel head to lift manure, compost or dense materials
- Durable Ash wood tapered handle, 2X varnished for weather resistance
- Long steel ferrule provides strength and durability



### FK 42010 – 10 Tines

- 48 inch Ash wood handle

LW

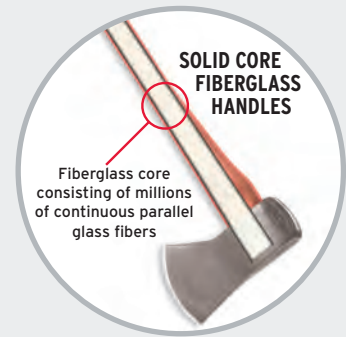
**DID YOU KNOW ?**

Forged Ensilage Forks are popular with municipalities for clearing debris from channels, drains and gutters

# Striking Tools



Remove stone, asphalt, concrete, soil clods, woody plants and roots with over 20 Corona® MAX tools that pry, pound, fracture, chop, and clear any obstacle to your project's success.



## Axes & Hammers

## MAX



### FORGED Michigan Axe

- Forged, 3½ lb tempered steel head hardened for maximum strength
- Sharpened and polished blade edge, cuts cleaner and with less effort
- Maximum-strength solid-core fiberglass handle with thick, molded poly jacket dampens vibration from overstrikes to prevent breakage

#### AX 70020

- 34 inch solid-core fiberglass handle

LLW



### FORGED Pulaski Root Grubbing Tool

- Sharpened 3½ lb axe blade with steep bevel holds edge while cutting roots in soil
- Triangular-shaped mattock blade for excavating around large roots
- Maximum-strength solid-core fiberglass handle with thick, molded poly jacket dampens vibration from overstrikes to prevent breakage

#### AX 71020

- 34 inch solid-core fiberglass handle

LLW

### FORGED Sledgehammers

- Break through concrete, asphalt, masonry, or drywall... virtually any material, with durable forged, tempered steel heads
- Minimize deflections and finish your work faster with dual ground and polished convex striking faces
- Your choice of naturally shock-absorbing Hickory wood handles or solid-core fiberglass handles



#### ST 40004 – 4 lb

- 14 inch Hickory wood handle

#### ST 40006 – 6 lb

- 36 inch Hickory wood handle

#### ST 40001 – 8 lb

- 36 inch Hickory wood handle

#### ST 40010 – 10 lb

- 36 inch Hickory wood handle

#### ST 40012 – 12 lb

- 36 inch Hickory wood handle

#### ST 40016 – 16 lb

- 36 inch Hickory wood handle

#### ST 40020 – 20 lb

- 36 inch Hickory wood handle

LLW • RP (All Hickory models)

#### ST 70020 – 4 lb

- 15 inch solid-core fiberglass handle

#### ST 70022 – 6 lb

- 32 inch solid-core fiberglass handle

#### ST 70021 – 8 lb

- 32 inch solid-core fiberglass handle

#### ST 70023 – 10 lb

- 32 inch solid-core fiberglass handle

#### ST 70024 – 12 lb

- 34 inch solid-core fiberglass handle

#### ST 70025 – 16 lb

- 34 inch solid-core fiberglass handle

LLW (All fiberglass models)

### FORGED Drilling Hammers

- Minimize deflections and finish your work faster with dual ground polished convex striking faces
- Your choice of naturally shock-absorbing Hickory wood handles or solid-core fiberglass handles



#### ST 43003 – 3 lb

- 10 inch Hickory wood handle

LLW • RP

#### ST 73003 – 3 lb

- 10 inch solid-core fiberglass handle

LLW



### WARNING

Serious bodily injury or property damage could occur as a result of careless or improper use of these tools. Always inspect tools before use. Do not use if handles are loose or damaged or if these tools are chipped or cracked.

Users and bystanders must wear eye and body protection.



- Forged, 5 lb tempered steel heads hardened for maximum strength
- Heads connected through eye holes allowing easy replacement
- Your choice of Hickory wood handle with shock-absorbing Poly Guards or maximum strength solid-core fiberglass handle

## FORGED Railroad Picks

- Points for fracturing rock and concrete
- Chisels for smoothing of rough edges and light prying

### PM 73020

- 36 inch solid-core fiberglass handle
- LLW • RP

### PM 40000

- 36 inch Hickory wood handle with Poly Guard
- LLW • RP



## FORGED Pick Mattocks

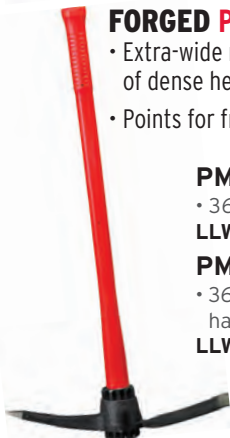
- Extra-wide mattock blades for more efficient breaking of dense heavy soils
- Points for fracturing, prying rock

### PM 74020

- 36 inch solid-core fiberglass handle
- LLW • RP

### PM 41000

- 36 inch Hickory wood handle with Poly Guard
- LLW • RP



## FORGED Cutter Mattocks


- Extra-wide mattock blades for more efficient breaking of dense heavy soils
- Extra-sharp cutter blades for severing roots

### PM 75020

- 36 inch solid-core fiberglass handle
- LLW • RP

### PM 42000

- 36 inch Hickory wood handle with Poly Guard
- LLW • RP



## Sledge and Drilling Hammer Handles

### Hickory Handle for 6-16 lb Sledgehammers – 36 inch 40001-4



### Hickory Handle for 4 lb Sledgehammers – 14 inch 40004-4



### Hickory Handle for 3 lb Drilling Hammers – 10 inch 43003-4



## Pick and Mattock Handles

### Hickory Wood Handle – 36 inch 40000-4



### Poly Guard Hickory Handle – 36 inch 41000-4



### Solid-Core Fiberglass Handle - 36 inch 73020-4



## Pick and Mattock Heads

### FORGED Railroad Pick Head 40000-8



### FORGED Pick Mattock Head 41000-8



### FORGED Cutter Mattock Head 42000-8




## **FORGED San Angelo Bar - 14 lb**

- Forged, tempered steel hardened for prying strength, toughness, safety and long service life
- Point for fracturing rock and concrete
- 2 inch wide chisel edge for straight line concrete breaking, smoothing of rough edges and prying

**BR 70090 - 60 inch**

LLW



## **FORGED Digging Bar - 17 lb**

- Forged, tempered steel, hardened for prying strength, toughness, safety and long service life
- 2 3/8 inch wide, thick blade for efficient digging in dense, heavy and rocky soils
- Tamp for compacting soils around fence posts, forms, etc.

**BR 71090 - 70 inch**

LLW



## **FORGED Wedge Point Bar - 18 lb**

- Forged, tempered steel, hardened for prying strength, toughness, safety and long service life
- 1 1/4 inch wide head for better leverage and greater impact

**BR 72090 - 60 inch**

LLW




## **FORGED Pinch Point Crow Bar - 18 lb**

- Forged, tempered steel, hardened for prying strength, toughness, safety and long service life
- Long, thick shank for maximum levering strength
- 1 1/4 inch wide pinch-point design places fulcrum close to object to be lifted, gives maximum leverage and enables lifting of objects from flat surfaces

**BR 73090 - 60 inch**

LLW



## **FORGED Landscape Bar - 32 lb**

- Forged, tempered steel, hardened for prying strength, toughness, safety and long service life
- Heavy-duty welded 2 7/8 inch wide blade enables moving of large rocks and other extremely heavy landscape elements
- Large tamp, combined with weight of bar, enables maximum compaction of postholes and other landscape elements

**BR 74090 - 69 inch**

LLW



# Utility Tools

If you need to manage irrigation systems, level job sites for planting or construction, install stakes and posts, or avoid underground fixtures when digging, Corona® has you covered.



## Sprinkler Keys

Easily operate brass and plastic sprinkler control valves with a spectrum of keys that reach even low or tight spots.



## Meter and Valve Keys

Essential tools for opening and shutting valves that bring water to common water fixtures in residential and commercial irrigation systems.



## Pipe Extractors

Quickly fix broken irrigation nipples and risers with unique dual-sized designs that extract most common pipe sizes.



## Post Drivers

Securely install standard-sized posts for fences, trellises, pergolas, lamps, mailboxes, and more.



## Soil Probes

Save time by identifying buried objects or underground utilities before digging. Also useful for testing soil compaction in the garden.



## Scrapers

Chip and remove encrusted materials from hard surfaces, from caked-on soil to ice and hard-packed snow.



## Tamper

Efficiently compact and level gravel, asphalt, sand, and soil. Indispensable for installing planters, patios, decks, pathways, fences, retaining walls, and more.

## DIG DEEPER

Learn more about the unique features of Corona tools. Simply scan the QR code with your mobile phone.



CUTS UP TO  
**1**  
inch

LLW  
RP

## PVC Pipe Cutter

- Easy one-hand cutting with ratchet-action blade
- Quick blade changes - use the flip-up tab, no tools needed
- Ergonomic handles with rubberized non-slip grips
- Use left- or right-handed
- Cuts schedule 40 PVC pipe

UT 65050 **NEW**



Change the blade quickly by flipping up the tab, turning to release the blade.

65050-1C **NEW**

- Replacement blade

65050-3C **NEW**

- Pivot bolt, spring, washer



## PVC Hand Saw

- Fine teeth cut PVC, plastics, laminates, wood and more
- High-carbon steel blade - 14 inches long, 15 teeth per inch, 16 points per inch
- Oversized ergonomic handle with soft touch grip for comfort

UT 65040 **NEW**

LLW



## Hacksaw

- 25% larger cutting capacity - cuts PVC pipes up to 4 1/2 inches
- Two cutting angles - 90° and 55°
- High-speed steel blade - 12 inches long, 24 teeth per inch
- Large ergonomic handle
- Storage for 8 blades in the top bar

UT 65030 **NEW**

LLW • RP



65030-1 **NEW**

- Replacement blade (2 per card)



## 90° EZ Out

- Extractors for broken plastic riser stubs in irrigation systems
- Handles angled at 90° for easy access to tight areas
- Non-painted zinc tips for a better grip
- Serrated tips for a secure grip
- Tapered tips fit two sizes for convenience
- Comfortable T-loop handles
- High-quality durable steel

UT 65010 - 1 inch & 1 1/4 inch **NEW**

UT 65020 - 1/2 inch & 3/4 inch **NEW**

LLW



## EZ Out

- Extractors for broken plastic riser stubs in irrigation systems
- NEW Non-painted zinc tips for a better grip
- Serrated tips for a secure grip
- Tapered tips fit two sizes for convenience
- Comfortable T-loop handles
- High-quality durable steel

UT 65001 - 1 inch & 1 1/4 inch **IMPROVED**

UT 65002 - 1/2 inch & 3/4 inch **IMPROVED**

LLW

U.S. Patent D540,632



## Operating Wrench 3-in-1

- Multifunctional, used to open gate valves, extends from 3 to 5 feet by releasing a snap button
- 3 interchangeable heads with snap button lock store on the tool - 1, 1 1/8 and 2 inches
- 2 inch square key operates gate valves with a 2 inch square operating nut
- "T" style handle design for better leverage, solid steel construction for durability
- Red color so it's easier to find on the job

**UT 69000**  
LLW • RP

### 69000-050 **NEW**

- Square meter key head - 1/2 inch



### 69000-100

- Valve key head - 1 inch



### 69000-118

- Meter key head - 1 1/8 inch



### 69000-200

- Square meter key head - 2 inch



### 69000-835 **NEW**

- Extender bar, 83.5 inch square tubing. Converts UT 69000 to easily adjust deep valves. Snap button locks at 7, 8 or 9 foot depths.



## Operating Wrench

- Large squared key opens and shuts high-capacity gate valves
- Extra-long shaft reaches deeply set lines on commercial construction sites
- Heavy-duty all-steel construction for superior strength
- T-bar handle provides maximum leverage

**UT 62052**  
• 2 1/4 inch squared key, 60 inch shaft  
LLW



## Meter Key

- Opens and shuts standard meter valves
- High-quality welded steel construction for long service life
- Cushioned, non-slip T-bar handle for better leverage

**UT 62055**  
• 1 1/8 inch key slot, 30 inch shaft  
LLW



## Meter Keys

- For standard sprinkler and residential shut off valves
- Heavy-duty all-steel construction for superior strength
- T-bar handles provide maximum leverage

**UT 62050**  
• 1/2 inch key slot, 29 3/4 inch shaft  
LLW



**UT 62051**  
• 3/4 inch key slot, 31 3/4 inch shaft  
LLW



## Heavy-Duty Sprinkler & Valve Key

- 2-Prong head opens and shuts valves with cross and wheel handles
- High-quality welded steel construction for long service life
- Cushioned, non-slip T-bar handle for better leverage

**UT 61000**  
• Two 3/8 inch diameter prongs with 1 1/2 inch offset  
• 48 inch shaft  
LLW



**DID YOU KNOW ?**


When turning on a water valve, do it slowly: allow it to pressurize before opening all the way



### Man Hole Cover Hook

- Easily pull and removes manhole covers with curved head design
- Heavy-duty all-steel construction for superior strength
- Avoid back strain with T-bar handle that allows use of shoulders and leg muscles

**UT 63050**  
• 37 inch overall length  
**LLW**



### Fiberglass Soil Probe

- Locate underground utilities and pipelines before digging
- Fiberglass for best combination of strength and weight
- Replaceable steel tip for long service life
- Cushioned, non-slip T-bar handle for best control

**UT 64020**  
• 50 inch fiberglass shaft with steel tip  
**LLW**



### Steel Soil Probe

- Locate underground utilities and pipelines before digging
- High-quality welded steel construction for greater strength
- Cushioned, non-slip T-bar handle for best control

**UT 64050**  
• 48 inch steel shaft  
**LLW**



## DID YOU KNOW?


Head trimmers can save water and keep your lawn healthy by clearing obstructions around sprinkler heads.

### Head Trimmers

- Easily trim around sprinkler heads with serrated edges
- Two sizes cover a complete range of heads
- High-quality welded steel construction for long service life
- Cushioned, non-slip T-bar handles for better leverage



**UT 66004**  
• 4 inch diameter,  
29 inch shaft  
**LLW**



**UT 66006**  
• 6 inch diameter,  
29 inch shaft  
**LLW**



### Dirt Tamp - 10 inch x 10 inch

- 56% larger plate helps you finish your job faster than with standard 8 inch squared plate
- Heavy-duty steel construction for long service life
- 1/4 inch steel plate and gussets for maximum strength and even tamping

#### UT 60053

- 58 inch Ash wood handle

LLW



### Dirt Tamp - 8 inch x 8 inch

- Ideal for efficient tamping of trenches, specimen tree holes, and base materials
- High-quality welded steel construction will hold up to heavy use
- 1/4 inch steel plate and gussets for maximum strength and even tamping

#### UT 60057

- 58 inch steel handle

LLW



### Dirt Tamp - 8 inch x 8 inch

- Ideal for efficient tamping of trenches, specimen tree holes, and base materials
- Heavy-duty steel construction for long service life
- 1/4 inch steel plate and gussets for maximum strength and even tamping

#### UT 60050

- 43 inch Ash wood handle

LLW



### Dirt Tamp - 3 1/2 inch x 12 inch

- Ideal for tamping in trenches and tight spaces
- High-quality welded steel construction will hold up to heavy use
- 1/4 inch steel plate and gussets for maximum strength and even tamping

#### UT 60055

- 58 inch steel handle

LLW

## Post Drivers

- Easily drive standard-sized square posts and stakes into the ground
- Standard models feature two angled handles for best gripping position and control
- Long reach model features one extended handle for driving posts close to ground level
- High-quality welded steel construction for long service life



#### UT 67003

- Long reach 65 inch handle
- 2 1/2 inch squared hollow section
- 22 pounds

LLW



#### UT 67002

- 3 1/2 inch squared hollow section
- 27 pounds

LLW



#### UT 67001

- 2 1/2 inch squared hollow section
- 21 pounds

LLW



### FORGED Scraper/Chopper

- Heavy-duty steel head scrapes encrusted materials from hard surfaces
- Sharpened blade is 4 inches wide for efficient digging, edging, and root cutting
- Durable Ash wood handle 2X varnished for weather resistance

#### UT 71000

- 54 inch Ash wood handle

LLW



### FORGED Sidewalk Scraper

- Heavy-duty steel head scrapes encrusted materials from hard surfaces
- Sharpened blade is 7 inches wide for efficient edging of sidewalks and ice chipping
- Durable Ash wood handle 2X varnished for weather resistance

#### UT 70000

- 48 inch Ash wood handle

LLW



### Sprinkler Keys

- Use to turn sprinkler control valves on or off with ease
- Steel construction with triangular heads for better leverage
- Sturdy 0.28 inch diameter rods
- Two-prong heads are 1.1 inches wide

#### UT 60054

- 54 inch overall length

LW

#### UT 60030

- 30 inch overall length

LW

#### UT 60007

- 7 inch overall length

LW

## Value Tools

All Value Tools carry a 1-year limited warranty

### Sidewalk Scraper

- Used for removing and chipping snow and ice off sidewalks and steps and as a light-duty foot edger for sidewalks and driveways
- 7 inch wide tempered steel blade
- 48 inch wood handle

#### UT 47000

### Half-Moon Edger

- Semi-circular edging knife for straight, even edges and borders
- Tempered steel blade
- Large forward-turned steps for firmer footing
- 48 inch long wood handle

#### UT 20000

### Weed Cutter

- Used to trim tall grass and weeds around yards
- 14 inch blade has serrations on each edge and cuts in either direction
- Blade is connected to handle with two bolts
- 30 inch wood handle

#### UT 24000

### Dual Wheel Grass Edger

- 6 inch self sharpening blade with an adjustable depth gauge
- Wide, dual treads for traction and easier handling on concrete
- 48 inch wood handle

#### UT 21000



# Brooms

# MAX

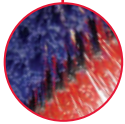


### Landscape Broom - 3 Bristles, 18 inch

- Heavy-duty 18-inch replaceable hardwood head
- Coarse steel, medium and fine poly bristles - 3 inch
- Scraper blade for removing congealed dirt, gum and other residues
- Cast-metal socket with bolted connection and wrap-around braces
- Tough 60 inch bamboo handle for improved strength-to-weight ratio

**BM 60001**

LLW • RP



### Street Broom - 1 Bristle, 18 inch

- Heavy-duty 18-inch replaceable hardwood head
- Medium-coarse poly bristles - 3 inch
- Scraper blade for removing congealed dirt, gum and other residues
- Cast-metal socket with bolted connection and wrap-around braces
- Tough 60 inch bamboo handle for improved strength-to-weight ratio

**BM 62001**

LLW • RP




### Push Broom - 2 Bristles, 24 inch

- Heavy-duty 24-inch replaceable hardwood head
- Coarse and fine poly bristles - 3 inch
- Scraper blade for removing congealed dirt, gum and other residues
- Cast-metal socket with bolted connection and wrap-around braces
- Tough 60 inch bamboo handle for improved strength-to-weight ratio

**BM 61002**

LLW • RP




### Push Broom - 1 Bristle, 24 inch

- Heavy-duty 24 inch replaceable hardwood head
- Medium-fine poly bristles - 3 1/4 inch
- Cast-metal socket with bolted connection and wrap-around braces
- Aluminum 60 inch long oval-shaped handle is sturdy and lightweight

**BM 62060**

LLW • RP



# Broom

# RED



### Street Broom - 1 Bristle, 18 inch

- 5 inch stiff orange poly bristles for rough surfaces will not absorb odors, mildew or water
- Hardwood block head, varnished for durability - 18 inch
- Metal handle-to-head connectors for strength - easy to assemble
- 60 inch hardwood handle

**BM 43001** **NEW**

LW



### Push Broom - 2 Bristles, 24 inch

- 24 inch wood head
- Coarse and fine poly bristles - 3 inch
- Poly socket with bolted connection and wrap-around braces
- Tough 60 inch bamboo handle for improved strength-to-weight ratio

**BM 41002** **NEW**

LW



# Wheelbarrows

A beautiful new garden. A rustic stone path. Extra living space from which to enjoy it all. Whatever your vision, Corona® wheelbarrows are designed to help you create, build, get the job done, season after season.

Extra-heavy-duty, wrinkle-free steel tray makes mixing and removing material easy, resists leaks and corrosion

Easy transport and storage with removable handles that let you use up to 30% less space, or affix permanently with included hardware

Full-sized steel reinforcing plate under the tray, reduces puncture risk

Tubular steel frame for more strength, less weight

Heavy-duty tires and optional dual wheel kits in 2-Ply pneumatic or flat-free versions make short work of the toughest jobs

Easy cleaning and storage with parallel stabilizer bars that let the unit stand vertically on its own

Two wheel positions let you adjust ground clearance to job site conditions: low for flat terrain, high for rugged

Effortless dumping and pouring with built-in fulcrum action



**WB 2806**  
**EasyLifter by Corona®**  
with Optional AC 2806 Dual Wheel Kit

Patents  
U.S. 5,884,924  
Canada 2,291,159



All MAX models include:  
Knobby tires for added traction  
Steel bushings and grease fittings for smooth rolling and long life



**NEW** All Wheelbarrows come with self-retaining washers for easier and faster tub to handle assembly.  
(Does not apply to WB 2506 and WB 2606 models due to quick connect design)

## DIG DEEPER

Learn more about the unique features of Corona tools. Simply scan the QR code with your mobile phone.



## EasyLifter by Corona® Wheelbarrows Steel Handles

- Heavy-duty all-steel frames and 6 cubic foot trays
- Lift with less effort by aligning wheel with center of gravity
- Effortless dumping with built-in fulcrum action
- Steel reinforcing plate under tray reduces puncture risk
- Two handle configurations: removable for easy transport and storage or 4-bolt semi-permanent
- Optional dual wheel kits available



**NEW** Wheelbarrows come with self-retaining washers for easier and faster tub to handle assembly.\*



**NEW** Optional semi-permanent handle attachment, with four bolts



Fulcrum action for effortless dumpings

## EasyLifter by Corona® Dual Wheel Kits

- Increase capacity and stability to make short work of the toughest jobs
- Kits include 1 wheel, 1 axle, and hardware
- Work in conjunction with single wheel on WB 2806 or WB 2806FF (sold separately)



### AC 2806

- 16 inch pneumatic 4-ply tire with steel bushings and grease fitting

### AC 2806FF

- 16 inch solid flat-free tire with steel bushings and grease fitting

\*WB 2806 shown with optional AC 2806 Kit and with handles in storage position.

\*Excludes models with quick connect system



### WB 2806

- 16 inch pneumatic 4-ply tire with steel bushings and grease fitting

LLW • RP

### WB 2806FF

- 16 inch solid flat-free tire with steel bushings and grease fitting

LLW • RP

Patents  
U.S. 5,884,924  
Canada 2,291,159

LLW= Lifetime Limited Warranty

LW= Limited Warranty

RP= Replacement Parts Available

## Heavy-Duty Contractor Wheelbarrow Wood Handles

- 1.4 mm wrinkle-free, extra-heavy-duty steel tray
- Squared holes in tray makes tightening easier, helps avoid loosening during heavy work
- 60 inch hardwood handles feature 10% larger cross-section than in standard pro wheelbarrows
- Bolt-through design helps legs sustain loads better than with tabbed cross-braces
- 6 cubic foot class tray balances carrying capacity with typical worker's lifting ability



### WB 2706

- 16 inch pneumatic 2-ply knobby tire with steel bushings and grease fitting

**LLW**

U.S. Patent D677,852

## Heavy-Duty Steel Wheelbarrows - Steel Handles

- 1.4 mm wrinkle-free, extra-heavy-duty steel tray
- Reinforced steel front tray braces for added support and stability
- Steel bushings for years of smooth performance and grease fittings for easy lubricating
- 60 inch steel handles with comfort grips
- Quick connect system for faster assembly and a **leak proof tray**
- With no bolts exposed on the inside of the tray, it creates a smooth finish for easier shoveling



### WB 2606K

- 16 inch pneumatic 2-ply tire with steel bushings and grease fitting

**LLW • RP**

### WB 2606KFF

- 16 inch solid flat-free tire with steel bushings and grease fitting

**LLW • RP**

## Heavy-Duty Steel Wheelbarrow - Wood Handles

- 1.4 mm wrinkle-free, extra-heavy-duty steel tray
- Reinforced steel front tray braces for added support and stability
- Steel bushings for years of smooth performance and grease fittings for easy lubricating
- 60 inch contractor-grade hardwood handles
- Quick connect system for faster assembly and a **leak proof tray**
- With no bolts exposed on the inside of the tray, it creates a smooth finish for easier shoveling



### WB 2506K

- 16 inch pneumatic 2-ply tire with steel bushings and grease fitting

**LLW • RP**

### WB 2506KFF

- 16 inch solid flat-free tire with steel bushings and grease fitting

**LLW • RP**

## Flat-Free Tires

- Finish your job faster with a solid tire that will not deflate
- Choice of knobby tread for uneven terrain or ribbed tread for even terrain



### AC 2500 KNOBBY

- 16 inch solid flat-free tire with steel bushings and grease fitting



### AC 2600 RIBBED

- 16 inch solid flat-free tire with steel bushings and grease fitting

**DID YOU  
KNOW ?**

Corona® offers replacement parts for many of our wheelbarrows

## 6 Cubic Ft Steel Wheelbarrow - Wood Handles

- 1.0 mm wrinkle-free steel tray
- Reinforced steel front tray braces for added support and stability
- Ball bearings for years of smooth performance
- 60 inch hardwood handles



### WB 2006

- 15 inch pneumatic 2-Ply tire with ball bearings

LW • RP

### WB 2006FF

- 16 inch solid flat-free tire with ball bearings and grease fitting

LW • RP

## 6 Cubic Ft Poly Wheelbarrow - Wood Handles

- Corrosion-proof poly tray with UV protection
- Reinforced steel front tray braces for added support and stability
- Ball bearings for years of smooth performance
- 60 inch hardwood handles



### WB 1006

- 15 inch pneumatic 2-Ply tire with ball bearings

LW • RP

### WB 1006FF

- 16 inch solid flat-free tire with ball bearings and grease fittings

LW • RP

## 10 Cubic Ft Poly Wheelbarrow Dual Wheels - Wood Handles

- Heavy-duty, corrosion-proof poly tray with UV protection
- Reinforced steel front tray braces for added support and stability
- 16 inch dual-wheel assembly with pneumatic, 2-ply knobby tires provide added control and stability when carrying heavy loads
- Steel bushings for years of smooth performance
- 60 inch contractor-grade hardwood handles



### WB 1010

- 15 inch pneumatic 2-Ply tire with steel bushings

LW • RP

## Value Tools

All Value Tools carry a 1-year limited warranty

## 4 Cubic Ft Steel Wheelbarrow Wood Handles

- Great for light-duty jobs around the house
- Steel tray
- 57 inch hardwood handles

### WB 2004

- 15 inch pneumatic 2-ply tire with ball bearings



LLW= Lifetime Limited Warranty

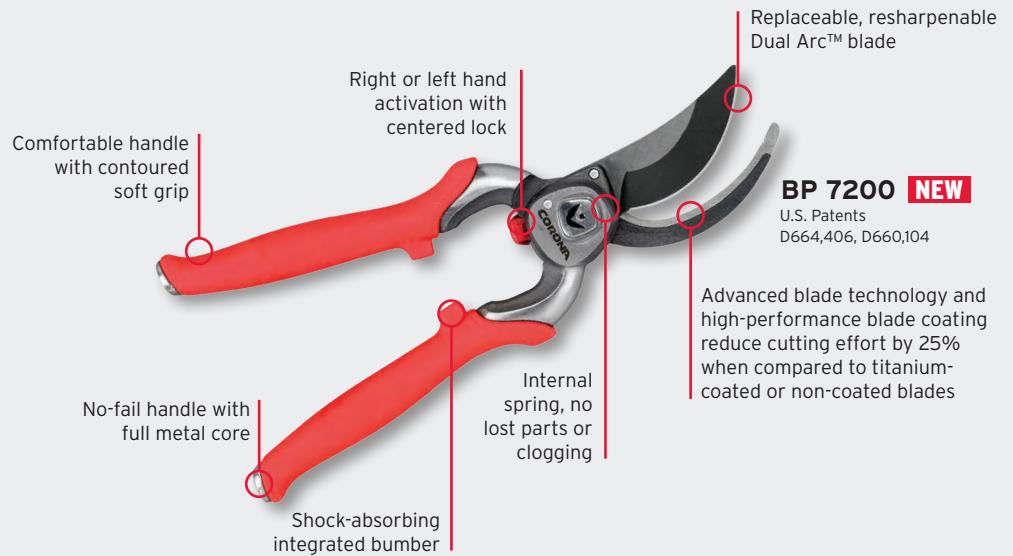
LW= Limited Warranty

RP= Replacement Parts Available

# Hand Pruners



There's a Corona® pruner to satisfy virtually any cutting need or preference. The blades and hooks on each of our bypass pruners are individually hand matched for precision, ensuring the closest, cleanest cuts with maximum cutting capacity.



**BP 7200 NEW**

U.S. Patents  
D664,406, D660,104

## DIG DEEPER

Learn more about the unique features of Corona tools. Simply scan the QR code with your mobile phone.



# Hand Pruners

# MAX



## FORGED Pro Cut™ Bypass Pruner

- Replaceable, resharpenable Dual Arc™ blade
- Advanced blade technology and high-performance blade coating reduce cutting effort by 25% when compared to titanium-coated or non-coated blades
- Comfortable handle with contoured soft grip

LLW  
RP



U.S. Patents D660,104 & D664,406



## FORGED Dual Cut™ Bypass Pruner

- Maximum strength forged technology
- No blade crossover with fully forged steel construction for strength
- Enhanced performance with large cuts due to patented blade and hook design

LLW



Patents  
U.S. D660,104, D664,406, 8,910,386  
Canada 2,775,512

LLW= Lifetime Limited Warranty

LW= Limited Warranty

RP= Replacement Parts Available

# Hand Pruners


# MAX

CUTS UP TO  
**1 1/4**  
inch

## Convertible Pruner + Lopper

- Easily converts for two-handed operation
- Ease of a pruner with power of a lopper - All in one tool
- No blade crossover with fully forged steel construction for strength
- Right or left hand activation with center lock
- Comfortable handle with contoured grip

LLW



**BP 7450**

U.S. Patent D698,618

CUTS UP TO  
**1**  
**3/4**  
**1/2**  
inch

## FORGED Classic Cut® Bypass Pruners

- Fully forged steel construction for maximum strength
- Resharpener high-carbon steel blades
- High-precision pivot bolts and locking nuts keep blades and hooks aligned
- Non-slip grips for greater control

LLW  
RP



**BP 3180 - 1 inch**

- Resharpener bypass blade



**BP 3160 - 3/4 inch**

- Resharpener bypass blade



**BP 3130 - 1/2 inch**

- Resharpener bypass blade



U.S. Patent 5,483,747

CUTS UP TO  
**1**  
**3/4**  
inch

## FORGED Angled Bypass Pruners

- Angled pruning heads for added comfort and reduced hand stress
- Fully forged steel construction for maximum strength
- Replaceable, resharpenable high-carbon steel blades
- Built-in bumpers for impact absorption
- **Last Chance - Limited Quantities Available**

LLW  
RP



**BP 6190 - 1 inch**



**BP 6170 - 3/4 inch**

U.S. Patent D390,430

CUTS UP TO  
**3/4**  
inch

## FORGED Two-Handed Pruner

- Lightweight, two-handed operation for easier cutting
- Forged, resharpenable bypass blade and hook
- Oval steel handles for greater comfort

LLW



**BP 3225**

- Handle length - 11 1/4 inch

CUTS UP TO  
**1**  
inch

## FORGED Landscape-Irrigation Bypass Pruner

- Built-in Sprinkler adjuster fits common nozzles
- Maximum strength forged technology
- Resharpener, replaceable bypass blade
- Ergonomic handles for added comfort

LLW  
RP



SCAN CODE  
FOR PRODUCT  
VIDEO



**BP 3670**

U.S. Patent D652,272

Sprinkler  
Adjuster



**3670-1C**

- Replacement blade

**3670-91C**

- Hardware kit  
Pivot bolt & nut, spring,  
lock with screw and washer

CUTS UP TO  
**3/4**  
inch

## FORGED Ergo-Action Bypass Pruner

- Forged high-carbon steel forms a stronger, more durable cutting tool
- Resharpener, forged steel blade for long service life
- Ergonomic angled pruning head for added comfort and reduced hand stress
- Contoured handles with comfortable non-slip grips

LLW



**BP 3640**

U.S. Patent D585,251

LLW= Lifetime Limited Warranty

LW= Limited Warranty

RP= Replacement Parts Available

# Aluminum Hand Pruners

## MAX

CUTS UP TO  
**1**  
**3/4**  
inch

LLW  
RP

### FORGED Aluminum Bypass Pruners

- Lightweight forged aluminum handles with non-slip grips
- High-carbon steel blades for lasting performance
- Built-in wire cutters and sap grooves
- Easy access to tight areas with narrow profile hooks
- Geared pivot nuts permit precise blade adjustments
- Volute springs resist clogging and maintain smooth cutting action
- Rubber bumpers absorb shocks

#### BP 6340 – 1 inch **NEW**

- **For left handed users**
- Ergonomically angled head for less bending of the wrist
- Blade and spring are interchangeable with Felco® 9



#### BP 6250 – 1 inch

- Straight, non-angled head
- Blade and spring are interchangeable with Felco® 2



#### BP 6310 – 3/4 inch **NEW**

- **Compact, great for smaller hands**
- Ergonomically angled head for less bending of the wrist
- Blade and spring are interchangeable with Felco® 6



#### BP 6360 – 1 inch **NEW**

- Ergonomically angled head for less bending of the wrist
- Blade and spring are interchangeable with Felco® 8



Felco® is a registered trademark of Felco SA, Switzerland

# Aluminum Hand Pruners

## RED

CUTS UP TO  
**1**  
inch

LW  
RP

### FORGED Aluminum Bypass Pruner

- More affordable, less lightweight version of BP 6250
- Separate steel hook instead of one-piece aluminum hook
- High-carbon steel blades
- Easy access to tight areas with narrow profile hook
- Volute spring resists clogging
- Rubber bumper absorbs shocks
- Blade and spring fit Felco® 11



BP 4250

CUTS UP TO  
**1**  
inch

LW  
RP

### FORGED Aluminum Bypass Pruner Rolling Handle

- Unique rolling handle designed to reduce cutting effort and hand fatigue
- High-carbon steel blades
- Easy access to tight areas with narrow profile hook
- Volute spring resists clogging
- Rubber bumper absorbs shocks
- Blade interchangeable with Felco® 7



BP 4840

CUTS UP TO  
**3/4**  
Inch

LW

**ComfortGEL® Bypass Pruner**

- Bypass design for pruning live, green growth
- Specially coated non-stick blade provides maximum cutting performance
- Reduced hand fatigue with ShockGUARD® bumper system
- Accommodates both right and left-hand users
- Maximize comfort and control with soft, ergonomically-shaped grips

**BP 3214**



SCAN CODE  
FOR PRODUCT  
VIDEO

CUTS UP TO  
**1/2**  
Inch

LW

**ComfortGEL® Small/Medium Hand Pruner**

- Ideal for cutting fruit and veggie vines such as tomatoes, cucumbers and more
- Built-in thorn stripper for stems up to 3/8 inch diameter
- Specially coated non-stick blade provides maximum cutting capacity
- Accommodates both right and left-hand users
- Maximize comfort and control with soft, ergonomically-shaped grips

**BP 3224**



CUTS UP TO  
**3/4**  
Inch

LW

**ComfortGEL® Anvil Pruner**

- Anvil design for pruning dry and woody growth
- Specially coated non-stick blade provides maximum cutting performance
- Reduced hand fatigue with ShockGUARD® bumper system
- Accommodates both right and left-handed users
- Maximize comfort and control with soft, ergonomically-shaped grips

**AP 3234**



SCAN CODE  
FOR PRODUCT  
VIDEO

CUTS UP TO  
**7/8**  
Inch

LW

**Adjustable Grip Bypass Pruner**

- High-carbon steel blade with non-stick coating for easy cutting
- Left or right-hand safety lock
- Soft, comfortable grip

**BP 3350**

U.S. Patent D652,699



Adjustable handles  
fit large and small hands  
for greater comfort

CUTS UP TO  
**3/4**  
Inch

LW  
RP

**Ergonomic Bypass Pruner**

- Lightweight pruner for general-purpose pruning
- Ergonomic, reinforced nylon handles
- Resharpenable, high-carbon steel blade

**BP 4180**



CUTS UP TO  
**5/8**  
Inch

LW

**Bypass Pruner**

- Bypass design for pruning live, green growth
- Lightweight, well-balanced design for extended use
- Textured grips for non-slip cutting comfort
- Enclosed spring is protected from debris
- Chrome body with non-stick coated steel blade

**BP 3140**



**DID YOU  
KNOW ?**

To avoid injury and pain when pruning, take rest breaks and choose tools with handles that allow a relaxed grip across the surface of the inner hand and fingers



# Hand Pruners

**RED**



## Anvil Pruner

- Anvil design for pruning dry and woody growth
- Lightweight, well-balanced design for extended use
- Textured grips for non-slip cutting comfort
- Enclosed spring is protected from debris
- Chrome body with resharpenable steel blade

LW

AP 3110



## Ratchet Pruner

- Power multiplying ratchet action for easy cutting
- Non-stick coated blade for smooth cutting and easy cleaning
- Suitable for right and left hand use

LW

RP 3230



## Long Reach Pruner

- Overall length of 62 inches is ideal for pruning high or low, without bending or straining
- Head rotates, tilts, and swivels for unlimited cutting positions
- Powerglide™ comfort grip eliminates tangled ropes
- Oval end-grip with rubber overmold increases reach
- Lightweight: weighs only 2.5 lb so you can prune trees, shrubs, and roses all day

LW



TP 3206



## Long Reach Cut 'n' Hold Bypass Pruner

- Overall length of 46 inches allows reach to otherwise inaccessible areas
- High-carbon steel blade and hook are fully heat treated
- Non-stick coated blade for easier cutting
- Adjustable foam grip provides balance and ease of use
- Cut 'n' hold feature holds stem until you release the grip
- Ergonomic handles for comfort

LW

LR 3460



## Accessories

MAX



## Leather Scabbard

- Top-grain leather construction
- Stitched and riveted for durability
- Belt clip and loops included
- Universal design fits most hand pruners and folding saws up to 8 inches
- Pouch depth: 5 inches

AC 7220  
LLW

## Accessories

RED



## Universal Tool Pouch

- Durable nylon construction
- Universal design fits hand pruners and folding saws up to 8 inches
- Easy to carry using metal clip or belt loops
- Front pocket for sharpener storage
- Pouch depth: 5 inches

AC 4510  
LW

## Sharpening Tool

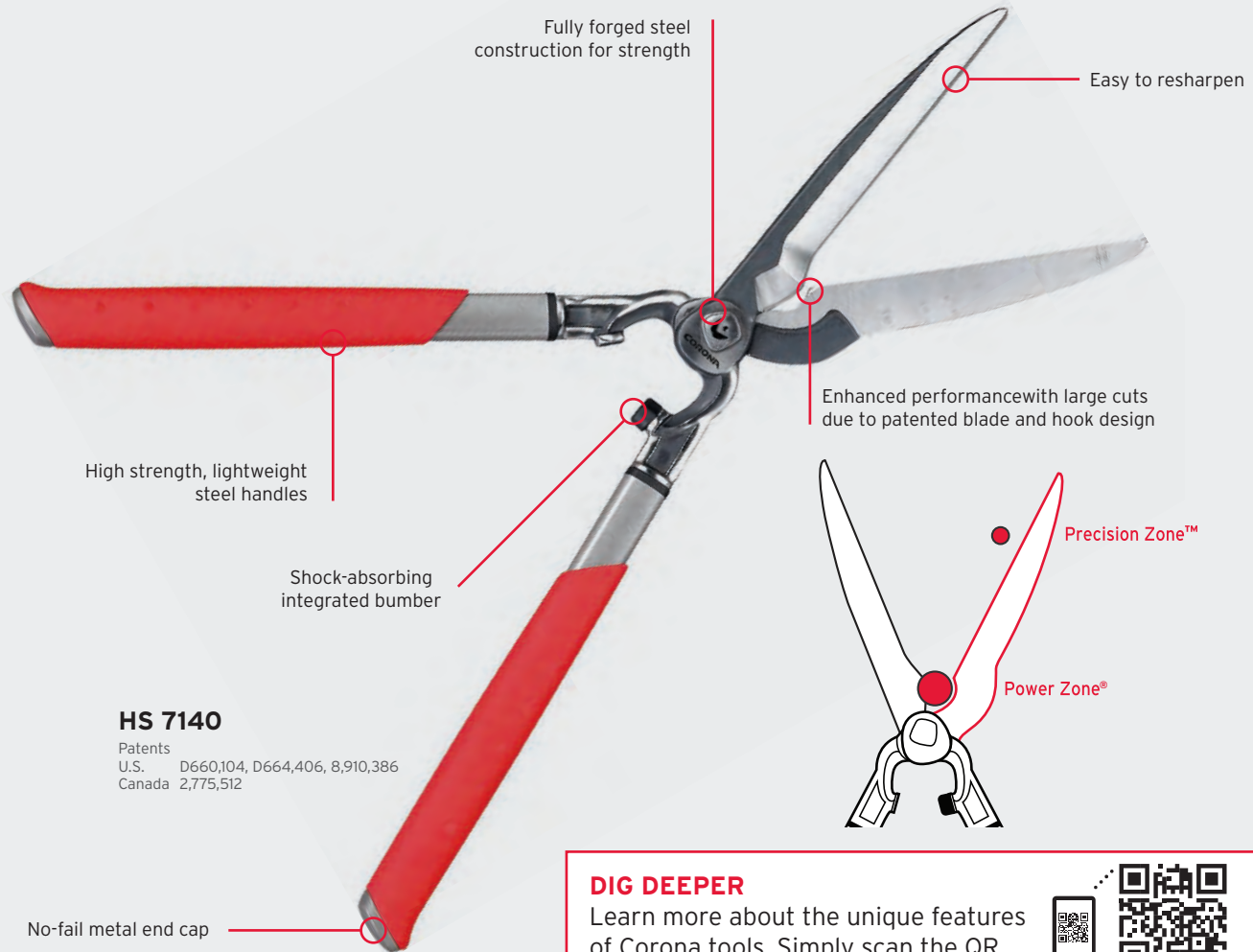
- 5 inch super carbide file
- Ideal for sharpening all blades (excludes saw blades)
- Easy to fit in pocket
- Non-slip grip for easy use

AC 8300  
LW



# Hedge Shears

From the shaping of large shrubs and hedges to the trimming of grass and other plants, Corona® meets the needs of professionals with a diverse line of innovative specialty shears built to exacting standards of craftsmanship.



## DIG DEEPER

Learn more about the unique features of Corona tools. Simply scan the QR code with your mobile phone.



LLW= Lifetime Limited Warranty

LW= Limited Warranty

RP= Replacement Parts Available

## FORGED Dual Cut™ Hedge Shear

- Comfortable steel handles with contoured soft grips fits various hand sizes
- Enhanced performance with large cuts due to patented blade and hook design
- Shock-absorbing integrated bumper
- Easy to sharpen
- No-fail metal end cap

### HS 7140

- 12 ½ inch handles, 10 inch blades

LLW



Patents  
U.S. D660,104, D664,406, 8,910,386  
Canada 2,775,512

## FORGED Hedge Shear

- Resharpenable, forged steel alloy blades
- Lightweight, high-strength elliptical aluminum handles
- Fully heat-treated for strength
- Limb notch in lower blade
- Dual forged-in bumper cups with elastomer bumpers

### AH 6970

- 12 ½ inch handles, 10 ½ inch blades

LLW • RP



## FORGED Hedge Shear

- Resharpenable, forged steel alloy blades
- Bolted-on hardwood handles, comfortable non-slip grips
- Fully heat-treated for strength
- Limb notch
- Shock Stop® bumper

### HS 6960

- 9 ¼ inch handles, 10 inch blades

LLW • RP



## FORGED Hedge Shears - Serrated Blade

- Resharpenable, forged steel alloy blades
- Lightweight, high-strength elliptical aluminum handles
- Fully heat treated for strength
- Serrated top blade and limb notch in lower blade
- Dual forged-in bumper cups with elastomer bumpers

### AH 6950

- 21 inch handles, 8 ½ inch blades

LLW • RP

### AH 6940

- 13 inch handles, 8 ½ inch blades

LLW • RP



## FORGED Hedge Shears - Serrated Blade

- Resharpenable, forged steel alloy blades
- Bolted-on hardwood handles with non-slip grips
- Fully heat-treated for strength
- Serrated top blade and limb notch in lower blade
- Shock Stop® bumper

### HS 6930

- 20 inch handles, 8 ½ inch blades

LLW • RP

### HS 6920

- 9 ½ inch handles, 8 ½ inch blades

LLW • RP



## FORGED Hedge Shear - Extendable Handle

- Lightweight steel handles with comfort grips extend from 13 inches to 20 inches
- Forged, high-carbon steel blades for durability and strength
- Shock Stop® bumper reduces arm and shoulder fatigue
- Precision-made pivot bolt provides smooth cutting action

### HS 3950

- 10 inch blades

LW

Extends from  
13 inches to 20 inches



# Hedge Shears

RED

## ComfortGEL+™ Hedge Shears

- Minimize cutting effort with PowerSource® linkage - open handles less to cut more
- Less fatigue with ShockGUARD® bumper system
- Strong and lightweight all-aluminum handles
- Extreme comfort grips

### HS 4244 **NEW**

- Fixed-length handles, 14 inch
- 9 3/4 inch blades

LW




U.S. Patent D703,498

### HS 4344 **NEW**

- Extendable handles with innovative locking mechanism
- 9 3/4 inch blades

LW

Handles extend from  
16 3/4 inches to 24 5/8 inches



U.S. Patents D703,498 & D712,230

## ComfortGEL® Hedge Shear

- Specially coated non-stick blades provide maximum cutting performance
- Reduced hand fatigue with ShockGUARD® bumper system
- Maximize comfort and control with soft, ergonomically-shaped grips

### HS 3244

- 13 inch handles, 9 inch blades

LW



## Hedge Shear - Hardwood Handle

- Resharpenable steel alloy blades
- Top-grade hardwood handles
- Fully heat-treated for strength
- Limb notch for larger branches
- Comfortable non-slip grips

### HS 3911

- 9 1/2 inch handles, 8 1/4 inch blades

LW • RP



## FORGED Hedge Shear

- Lightweight aluminum handles with comfort grips
- Forged, high-carbon steel blades for durability and strength
- Shock Stop® bumper reduces arm and shoulder fatigue
- Precision-made pivot bolt provides smooth cutting action
- **Last chance - Limited quantities available**

### AH 4250

- 11 inch handles, 8 1/4 inch blades

LW



## Precision Hedge Shear

- For sculpting and trimming
- Comfort grip reduces fatigue
- Compact and lightweight

### HS 3070

- 8 1/2 inch handles, 7 inch blades

LW



**Value Tools** All Value Tools carry a 1-year limited warranty

## Compound Action Hedge Shear

- Compound cutting action
- Steel blades - one serrated, one non-stick coated
- Aluminum handles with plastic grips

### AH 4220

- 11 1/2 inch handles, 9 inch blades

LLW= Lifetime Limited Warranty

LW= Limited Warranty

RP= Replacement Parts Available

# Grass Shears

# MAX

## FORGED Classic Cut® Grass Shear

- Professional scissor cutting action
- Resharpenable, forged steel alloy blades
- Fully heat-treated for strength
- Comfortable, non-slip grip
- Cuts tough sod and ground cover

GS 6750  
LLW • RP



## SCISSOR CUTTING ACTION



Grass shears are versatile tools for trimming grass, ground cover and small hedges and for trimming and edging along walks, beds and fences.

# Grass Shears

# RED

## Pump-Action Grass Shear

- Hard, chrome-plated, high-carbon steel blades are fully heat-treated
- Adjustable tension control for maximum shearing
- Cast-aluminum body construction
- Foam grip for comfortable use

GS 3760  
LW



## Swivel Grass Shear

- Versatile three-position blade
  - Vertical for edging
  - Horizontal for trimming
  - Angled for hard to reach areas
- Precision-ground, high-carbon steel blades
- Durable chrome plating
- Easy to set thumb lock

GS 3750  
LW



**DID YOU KNOW ?**

Corona® Customer Service can help you find spare parts for most MAX pruning tools



# Loppers



For trimming larger branches and limbs, Corona® gives you a choice of loppers with handles of lightweight high-strength aluminum, top-grade Hickory wood, strong pultruded fiberglass or tubular steel. For even greater cutting capacity, select our compound action anvil and bypass models to get three times the cutting power of conventional loppers.



## DIG DEEPER

Learn more about the unique features of Corona tools. Simply scan the QR code with your mobile phone.



## CHOOSE THE RIGHT LOPPER

### Determine maximum cut capacity

- What is the largest diameter you are considering cutting?
- Not every branch is suitable for cutting with a lopper
- Consider the hardness of the branch
  - Bypass loppers are best for cutting green, live branches
  - A High-Torque Bypass Lopper can cut hard or frozen branches
  - Anvil loppers are best for cutting dry or hard branches
- Consider your own physical condition, ability and experience
- Be safe: use a saw if a branch is too big or too hard to cut

### Determine intensity and frequency of use

- Professionals can continuously make thousands of large cuts a month: all Corona® MAX loppers offer Limited Lifetime Warranties, and most offer extensive replacement parts to get the job done, season after season
- Landscaping enthusiasts, casual gardeners and homeowners can make hundreds of moderate-sized cuts a month maintaining their yards and gardens: Corona® RED loppers feature design innovations that can make cutting easier and more comfortable

## DID YOU KNOW?

To make difficult cuts easier, sharpen your blade and use the longest-handled lopper you find comfortable for additional leverage

	User	Max Cut Capacity	Intensity of Use	Frequency of Use	Key Advantage	Warranty	Price	Product Line	Handle	Parts
<b>MAX</b>	Pro/Master Gardener	Up to 2 1/4 inches	High	Daily	Durability and Performance	Limited Lifetime Warranty	\$\$\$	High-Performance Bypass Loppers High-Torque Bypass Lopper Classic Cut® Bypass Loppers Super-Duty Bypass Loppers Pro-Cut™ Bypass Lopper Dual Cut™ Bypass Lopper	Aluminum Aluminum Hickory Hickory/Steel Steel Steel	Extensive Extensive Extensive Limited Limited None
<b>RED</b>	DIY Gardener/Landscaping Enthusiast	Up to 1 3/4 inches	Average	Weekly	Comfort	Limited Warranty	\$\$	ComfortGEL+™ Bypass Loppers ComfortGEL® Bypass Lopper Easy Cut Bypass Loppers Easy Cut Anvil Lopper Standard Bypass Loppers	Steel Steel Fiberglass Fiberglass Steel/Hardwood	None None None None None
<b>Value</b>	Casual Gardener	Up to 1 1/2 inches	Low	Bi-Weekly or Less	Cost	1 Year Warranty	\$	Value Bypass Lopper	Hardwood	None

\*See inside back cover for warranty details

# Bypass Loppers

## MAX

CUTS UP TO  
**2**  
Inch

LLW  
RP

### FORGED Pro Cut™ Bypass Lopper

- Fully forged steel construction for strength
- Replaceable, Dual Arc™ blade with performance coating = improved cutting + corrosion resistance\*  
\*Blade technology and high-performance coating reduce cutting effort by 25% when compared to titanium or non-coated blades
- Shock-absorbing integrated bumper
- Comfortable handle with contoured soft grip, fits various hand sizes
- Easy to sharpen
- No-fail metal end cap



U.S. Patents D660,104 & D664,406



**DID YOU KNOW ?**

Use a saw when a branch is too large for your lopper

CUTS UP TO  
**2**  
Inch


LLW

### FORGED Dual Cut™ Bypass Lopper

- Fully forged steel construction for strength
- Enhanced performance with large cuts due to patented blade and hook design
- Shock-absorbing integrated bumper
- Comfortable handle with contoured soft grip, fits various hand sizes
- Easy to sharpen
- No-fail metal end cap



Patents  
U.S. D660,104, D664,406, 8,910,386  
Canada 2,775,512



LLW= Lifetime Limited Warranty

LW= Limited Warranty

RP= Replacement Parts Available

# Bypass Loppers

# MAX

CUTS UP TO  
**2 1/4**  
inch

LLW  
RP

## FORGED High-Performance Orchard Loppers

- Dual Arc™ blade designs reduce cutting effort
- Resharpenable forged steel blades
- Forged steel hooks with self-cleaning sap grooves
- Lightweight, high-strength aluminum handles
- Shock absorbing system with dual elastomer bumpers
- Extensive replacement parts



AL 8482 – 36 inch



AL 8462 – 32 inch



AL 8442 – 26 inch



Orchard Loppers  
can cut up to  
2 1/4 inches!



CUTS UP TO  
**2**  
inch

LLW  
RP

## FORGED High-Torque Bypass Lopper

- Prune frozen branches and dead wood with high-torque cutting action
- Resharpenable forged steel Radial Arc™ blade
- Forged steel hook with self-cleaning sap groove
- Lightweight, high-strength aluminum handles
- Shock absorbing system with dual bumpers
- Extensive replacement parts



AL 6512 – 26 inch

U.S. Patent 5,483,747

CUTS UP TO  
**1 1/4**  
inch

LLW  
RP

## FORGED High-Performance Vine Loppers

- Dual Arc™ blade designs reduce cutting effort
- Resharpenable forged steel blades
- Forged steel hooks with self-cleaning sap grooves
- Lightweight, high-strength aluminum handles
- Shock absorbing system with dual elastomer bumpers
- Extensive replacement parts



AL 8321 – 19 inch



AL 8311 – 16 inch



# Bypass Loppers

MAX

CUTS UP TO  
**1 1/2**  
inch

LLW  
RP

## FORGED Heavy-Duty Bypass Loppers

- Resharpenable, replaceable Radial Arc™ bypass blades of fully heat-treated forged steel alloy
- Precision-made, self-aligning pivot bolt
- Dual forged-in bumper cups with elastomer bumpers
- Tapered, bolt-on Hickory wood handles
- **Last Chance - Limited Quantities Available**



WL 6381 – 30 inch




WL 6361 – 26 inch



WL 6341 – 22 inch

U.S. Patent 5,483,747



CUTS UP TO  
**2 1/4**  
inch

LLW  
RP

## FORGED Classic Cut® Bypass Loppers

- Resharpenable, replaceable Radial Arc™ bypass blades of fully heat-treated forged steel alloy
- Precision-made, self-aligning pivot bolt
- Shock Stop® bumpers
- Tapered, bolt-on Hickory wood handles



WL 6470 – 36 inch



WL 6450 – 32 inch



WL 6420 – 26 inch

U.S. Patent 5,483,747

LLW= Lifetime Limited Warranty

LW= Limited Warranty

RP= Replacement Parts Available

# Bypass Loppers

# MAX

CUTS UP TO  
**1 1/2**  
inch

LLW  
RP

## FORGED Classic Cut® Bypass Loppers

- Resharpenable, replaceable Radial Arc™ bypass blades of fully heat-treated forged steel alloy
- Precision-made, self-aligning pivot bolt
- Shock Stop® bumpers
- Tapered, bolt-on Hickory wood handles

**WL 6370 – 30 inch**



**WL 6350 – 26 inch**



**WL 6330 – 22 inch**



**WL 6320 – 20 inch** **NEW**



**WL 6310 – 20 inch**

- Cuts up to 1 1/4 inches



U.S. Patent 5,483,747

CUTS UP TO  
**3**  
inch

## FORGED Super-Duty Bypass Loppers

- Corona's largest-capacity loppers
- Precision-made, self-aligning pivot bolt
- Resharpenable, self-cleaning forged steel blades
- Fatigue reducing bumper system



**WL 6490 – 37 inch**

- Tapered Hickory wood handles
- Eyelet for shoulder harness attachment
- Replaceable blade and parts

LLW • RP



**SL 6500 – 32 inch**

- Steel handles
- Comfortable grips

LLW

U.S. Patent 5,483,747



LLW= Lifetime Limited Warranty

LW= Limited Warranty

RP= Replacement Parts Available

# Bypass & Anvil Loppers

RED

CUTS UP TO  
**1 3/4**  
inch

## ComfortGEL+™ Bypass Loppers

- Minimize cutting effort with PowerSource® linkage - open handles less to cut more
- Less fatigue with ShockGUARD® bumper system
- Strong and lightweight metal handles
- Extreme comfort grips

LW

### SL 4264 - 31 inch **NEW**

- Fixed-length steel handles



U.S. Patent D726,523

CUTS UP TO  
**1 1/2**  
inch

## ComfortGEL® Bypass Lopper

- Specially coated non-stick blade provides maximum cutting performance
- Reduced hand and shoulder fatigue with ShockGUARD® bumper system
- Maximize comfort and control with soft, ergonomically-shaped grips

LW

### SL 3264 - 30 inch




### SL 4364 - 29 1/2 inch - 37 1/2 inch **NEW**

- Extendable handles with innovative locking mechanism
- Aluminum outer handle, steel inner handle



Handles extend from  
21 1/2 inches to 29 3/4 inches

U.S. Patents D712,230 & D726,523



LLW= Lifetime Limited Warranty

LW= Limited Warranty

RP= Replacement Parts Available

# Bypass & Anvil Loppers

## RED

CUTS UP TO  
**1 1/2**  
inch

LW  
RP

### Easy Cut Anvil Lopper

- Resharpener, non-stick coated steel blade
- 24 inch fiberglass handles
- Replaceable blade and anvil
- Extra-long foam grips for comfort - 8 inch

FL 3420 - 31 inch



CUTS UP TO  
**1 1/2**  
inch

LW

### Easy Cut Bypass Lopper

- Resharpener, non-stick coated, steel blade
- 24 inch fiberglass handles
- Extra-long foam grips for comfort - 8 inch

FL 3460 - 32 inch



CUTS UP TO  
**1 1/2**  
inch

LW

### Easy Cut Extendable Bypass Lopper

- Resharpener, non-stick coated, steel blade
- Foam grips for comfort - 6 inch

FL 3470 - 28 1/2 inch - 40 1/2 inch



Lightweight fiberglass handles extend from 20 1/2 inches to 32 5/8 inches

CUTS UP TO  
**1 1/2**  
inch

LW

### Easy Cut Bypass Lopper

- Resharpener, non-stick coated steel blade
- Lightweight, aluminum handles
- Ergonomic, non-slip grips

AL 4110 - 28 inch



CUTS UP TO  
**1 1/2**  
inch

LW

### Bypass Lopper

- Resharpener steel blade
- Lightweight aluminum handles with non-slip grips
- Shock Stop® bumper

SL 4150 - 29 inch



CUTS UP TO  
**1 1/2**  
inch

LW

### Bypass Lopper

- Resharpener steel blade
- Hardwood handles

WL 3351 - 26 inch



### Value Tools

All Value Tools carry a 1-year limited warranty

CUTS UP TO  
**1/2**  
inch

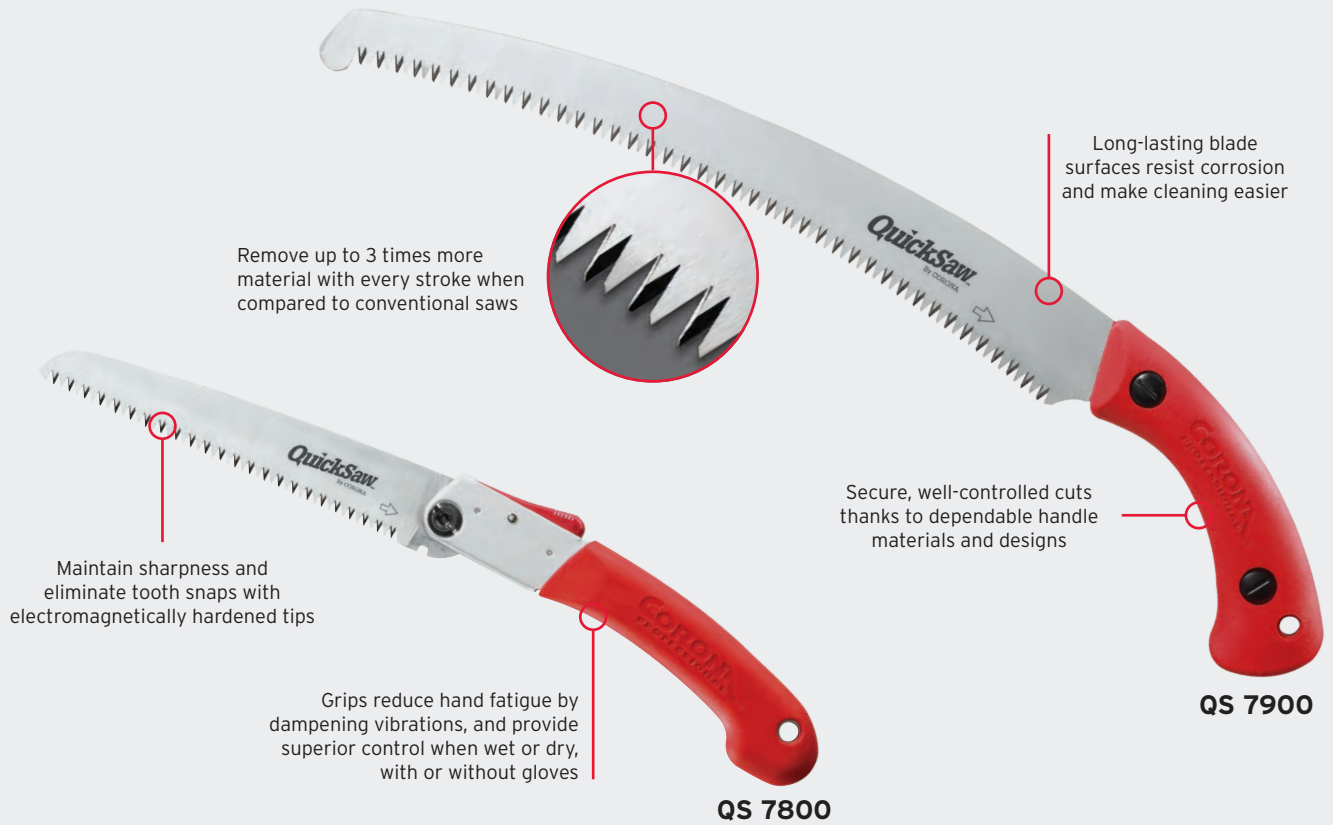
### Bypass Lopper

- Resharpener steel blade
- Tubular steel handles
- Bumper

SL 3310 - 25 inch

# Pruning Saws

Corona® Pruning Saws are designed to be as comfortable in your hand as they are effective in the field. Folding saws combine fast cutting with carrying ease. Fixed-blade pruning saws make short work of moderate-sized limbs up to 10 inches thick, without the noise or smoke of a chain saw. For cleaner, smoother, faster cutting, choose any of the QuickSaw® or Razor Tooth Saw® models.



## DIG DEEPER

Learn more about the unique features of Corona tools. Simply scan the QR code with your mobile phone.



LLW= Lifetime Limited Warranty

LW= Limited Warranty

RP= Replacement Parts Available

# Pruning Saws

## MAX

### QuickSaw® Pruning Saw

- For large branches
- 2.5X faster cut than conventional saws
- Stays sharp over thousands of strokes thanks to the same superior grade steel as advanced tactical knives
- Exert less force with friction-minimizing tapered blade
- Secure, well-controlled cuts thanks to a unitary blade design with a tang that extends through the entire handle

#### QS 7900 – 13 inch blade

LLW • RP

#### 7900-1

- Replacement blade



### QuickSaw® Folding Saw

- For small to medium branches
- 2.5X faster cut than conventional saws
- Stays sharp over thousands of strokes thanks to the same superior grade steel as advanced tactical knives
- Exert less force with friction-minimizing tapered blade
- Lightweight, high-strength aluminum handle and release button

#### QS 7800 – 7 inch blade

LLW • RP

#### 7800-1

- Replacement blade



See QuickSaw® Tree Pruner Blades on page 74.



## Accessories

### MAX



### Leather Scabbard

- For use with QS 7900, RS 7130, RS 7120, RS 7395 and other 13 to 14 inch curved saws
- Top grain leather construction
- Stitched and riveted for durability

#### AC 7300

LLW



### Leather Scabbard

- Top-grain leather construction
- Stitched and riveted for durability
- Belt clip and loops included
- Universal design fits most hand pruners and folding saws up to 8 inches
- Pouch depth: 5 inches

#### AC 7220

LLW

## Accessories

### RED



### Universal Tool Pouch

- Durable nylon construction
- Universal design fits hand pruners and folding saws up to 8 inches
- Easy to carry using metal clip or belt loops
- Front pocket for sharpener storage
- Pouch depth: 5 inches

#### AC 4510

LW

# Pruning Saws

# MAX

## Razor Tooth Saw® Pruning Saw

- For large branches
- 2X faster cut with Razor Tooth Saw® technology
- 3-sided impulse-hardened teeth stay sharp longer
- Replaceable blade
- Ergonomic non-slip handle

**RS 7395 – 14 inch blade**

LLW • RP

**AC 7395**

- Replacement blade



## Razor Tooth Saw® Pruning Saws

- For medium to large branches
- 2X faster cut with Razor Tooth Saw® technology
- 3-sided impulse-hardened teeth stay sharp longer
- Replaceable blade

**RS 7120 – 13 inch blade**

- Non-slip pistol grip handle with finger hook

LLW • RP

**7100-1**

- Replacement blade



**RS 7130 – 13 inch blade**

- Hardwood pistol grip handle with finger hook
- **Last chance - Limited quantities available**

LLW • RP

**7100-1**

- Replacement blade



## Razor Tooth Saw® Pruning Saw

- For large branches and limbs
- 2X faster cut with Razor Tooth Saw® technology
- 3-sided impulse-hardened teeth stay sharp longer
- Durable hardwood handle

**RS 7500 – 18 inch blade**

LLW



## Razor Tooth Saw® Folding Saw

- For small to medium branches
- 2X faster cut with Razor Tooth Saw® technology
- 3-sided impulse-hardened teeth stay sharp longer
- Replaceable blades
- Ergonomic non-slip handles

**RS 7245 – 7 inch blade**

**RS 7255 – 8 inch blade**

**RS 7265 – 10 inch blade**

LLW • RP

- Replacement blade
- 7245-1 - 7 inch
- 7255-1 - 8 inch
- AC 7265 - 10 inch



## Razor Tooth Saw® Folding Saw

- For small to medium branches
- 2X faster cut with Razor Tooth Saw® technology
- 3-sided impulse-hardened teeth stay sharp longer
- Replaceable blade
- Non-slip handle

**RS 7041 – 7 inch blade**

LLW • RP

**AC 7041**

- Replacement blade



# Pruning Saws

## MAX

# Pruning Saws

## RED

### Razor Tooth Saw® Raker Saw

- For large branches
- 2X faster cut with Razor Tooth Saw® technology
- 3-sided impulse-hardened teeth stay sharp longer
- Durable hardwood handle
- Self-cleaning raker tooth pattern

**RS 7160 – 21 inch blade**

LLW • RP

**7160-4**

- Replacement handle



### Razor Tooth Saw® Folding Saw

- For medium to large branches
- 2X faster cut with Razor Tooth Saw® technology
- 3-sided impulse-hardened teeth stay sharper longer
- Replaceable blade
- Durable hardwood handle
- **Last chance - Limited quantities available**

**RS 7060 – 10½ inch blade**

LLW • RP

**7060-1**

- Replacement blade



### General Purpose Folding Saw

- Cuts faster and cleaner than conventional saws
- Non-slip handle
- Blade locks open and closed

**RS 4040**

LW



### Root & All-Purpose Saw

- For medium to large roots and small branches
- Cuts on both the push and pull stroke
- Aggressive tooth design for fast cuts
- Hard, chrome-plated blade
- Ergonomic poly handle

**RC 4060 – 6½ inch blade**

LW



### Value Tools

All Value Tools carry a 1-year limited warranty

### Folding Saws

- For small to medium branches
- Conventional curved steel blades
- Wood handles

**PS 7020 – 14 inch blade** - Last chance - Limited quantities available

**PS 4050 – 10½ inch blade**

**PS 4040 – 8 inch blade**

# Machetes

## RED

### Machete-Saw

- Multifunctional tool for brisk brush clearing on any terrain
  - Easy-to-resharpen fine edge for slicing and chopping
  - Edge with aggressive tooth pattern for sawing
- Polished blade surface with protective coating for weather resistance
- Tempered steel blade retains sharpness



**MA 60051 – 18 inch** **NEW**

LW



# Machetes

# RED


## Machetes

- For brisk brush cleaning on any terrain
- Resharpenable tempered steel blades
- Blades extend through handles for forceful chopping
- Riveted non-slip handles for a secure grip



**MA 60042 – 22 inch**

LW



**MA 60041 – 18 inch**

LW

**DID YOU KNOW ?**

Machete Sheaths are listed on page 84

## Cane Knife

- Quickly cuts cane and similar plants' stalks
- Resharpenable tempered steel blade
- Blade extends through handle for forceful chopping
- Riveted hardwood handle for a secure grip
- Convenient cane-pulling hook on top of blade

**MA 61040 – 14 inch**

LW



## Corn Knife

- For swift cleaning of corn stalks and brush
- Resharpenable tempered steel blade
- Blade extends through the handle for forceful copping
- Riveted hardwood handle for a secure grip

**MA 62040 – 18 inch**

LW



# Tree Pruners

# MAX

## FORGED Dual Compound Action Arborist Tree Pruning System - 6 ft/12 ft

- Compound action, dual pulley system triples your cutting power
- Heavy-duty forged steel hook and Radial Arc™ blade with 1½ inch diameter cutting capacity
- 16 inch **Razor Tooth Saw®** blade and quick connect ferrule
- Two six-foot high-strength fiberglass pole sections can be combined or used separately with saw and pruning head
- System includes two poles, saw blade, and pruning head as shown below



Saw blade and mounting ferrule also available separately as AC 7672



**TP 6881**

- Pruning system with 16 inch Razor Tooth Saw® blade

**LLW • RP**

LLW= Lifetime Limited Warranty

LW= Limited Warranty

RP= Replacement Parts Available

# Tree Pruners

# MAX

## Dual Compound Action Tree Pruner - 14 ft

- Pruning head with 3X cutting power features a compound action pulley system and heavy-duty **chain drive**
- Heavy-duty zinc alloy pruning head with non-stick tempered steel blade cuts up to 1¼ inches
- Exclusive Powerglide™ rope pull system for smooth action

- **Razor Tooth Saw®** blade with 3-sided teeth cuts 2X faster than conventional saws
- Overall length extends up to 14 ft with twist lock adjustment
- Comfortable 28 inch foam grip



**TP 6870**

• Tree pruner with 13 inch Razor Tooth Saw® blade

**LLW • RP**

## Dual Compound Action Tree Pruner - 12 ft

- Pruning head with 3X cutting power features a compound action pulley system and heavy-duty **rope drive**
- Heavy-duty zinc alloy pruning head with non-stick tempered steel blade cuts up to 1¼ inches
- Exclusive Powerglide™ rope pull system for smooth action

- **Razor Tooth Saw®** blade with 3-sided teeth cuts 2X faster than conventional saws
- Overall length extends up to 12 ft with twist lock adjustment
- Comfortable 24 inch foam grip



**TP 6830**

• Tree Pruner with 13 inch Razor Tooth Saw® blade

**LLW • RP**

# Tree Pruners

# RED

## Tree Saw and Pruner - 14 ft

- Pruning head with 3X Power Multiplier™ linkage and non-stick blade for cuts up to 1 inch
- Tempered steel **conventional** saw blade

- Overall length extends up to 14 ft with twist lock adjustment
- **Rope drive** activation



**TP 4214** **NEW**

• Tree pruner with 12 inch conventional saw blade

**LW • RP**

## Compound Action Tree Pruner - 14 ft

- Die-cast zinc alloy pruning head with non-stick blade and **rope drive** cuts up to 1 inch
- Compound-action pulley system triples your cutting power

- Tempered steel **conventional** saw blade
- Overall length extends up to 14 ft with twist lock adjustment



**TP 3714** **NEW**

• Tree pruner with 15 inch conventional saw blade

**LW • RP**

## Dual Compound Action Tree Pruner - 14 ft

- Pruning head with 3X cutting power features a compound action pulley system and heavy-duty **chain drive**
- Die-cast zinc alloy pruning head with non-stick tempered steel blade cuts up to 1 1/4 inches
- Exclusive Powerglide™ rope pull system for smooth action

- Tempered steel **conventional** saw blade
- Overall length extends up to 14 ft with twist lock adjustment
- Comfortable 28 inch foam grip
- **Last chance - Limited quantities available**



**TP 6850**

• Tree pruner with 13 inch conventional saw blade  
**LW • RP**

## Dual Compound Action Tree Pruner - 12 ft

- Pruning head with 3X cutting power features a compound action pulley system and **rope drive**
- Die-cast zinc alloy pruning head with non-stick tempered steel blade cuts up to 1 inch

- Tempered steel **conventional** saw blade
- Overall length extends up to 12 ft with twist lock adjustment
- Comfortable 24 inch foam grip



**TP 3841**

• Tree pruner with 15 inch conventional saw blade  
**LW • RP**

## Compound Action Tree Pruner - 10 ft

- Die-cast zinc alloy pruning head with non-stick tempered steel blade and **rope drive** cuts up to 1 inch
- Tempered steel **conventional** saw blade

- Overall length extends up to 10 ft with twist lock adjustment
- **Last chance - Limited quantities available**



**TP 3811**

• Tree pruner with 15 inch conventional saw blade  
**LW • RP**

## Extendable Pole - 14 ft

- Includes pole only, no saw blade included
- Overall length extends up to 14 ft with twist lock adjustment
- Internal stop prevents inner pole separating from outer pole

- Easy-to-operate “twist lock” assembly
- **Last chance - Limited quantities available**



**EP 3700**

**LW**

AC 7610 Razor Tooth Saw®  
 blade sold separately

## Long Reach Pruner

- Overall length of 62 inches is ideal for pruning high or low, without bending or straining
- Head rotates, tilts, and swivels for unlimited cutting positions

- Powerglide™ comfort grip eliminates tangled ropes
- Oval end-grip with rubber overmold increases reach
- Lightweight: weighs only 2.5 lb so you can prune trees, shrubs, and roses all day



**TP 3206**

**LW**





### **FORGED Professional Tree Pruner Head**

- Compound action, dual rope-pull system triples your cutting power
- Heavy duty forged steel hook and Radial Arc™ blade with 1½ inch diameter cutting capacity
- Thickest, most weather-resistant polypropylene pull rope and wood grip

**6880-8**  
LLW • RP

- Built-in ferrule fits TP 6881 poles snap-button
- Can also be attached to other 1¼ inch diameter poles by drilling holes in pole and adding fasteners (not included)



### **Arborist Tree Pruner Head**

- Strong and lightweight aluminum casting for rugged, all-day tree care services
- Large cutting capacity cuts limbs up to 1¼ inch in diameter
- Heat-treated alloy steel blade for maximum strength and durability
- Resharpenable steel blade maintains optimum performance and extends life

**AC 9300**  
LLW • RP

- Non-binding swivel pulley for more leverage and less pressure on the pulley arm
- Built-in ferrule fits 1¼ inch diameter arborist head poles by adding fasteners (not included)\*
- Can also be attached to other 1¼ inch diameter poles by drilling holes in pole and adding fasteners (not included)
- Requires an eye bolt on pole to anchor rope\* (not included)



### **Dual Compound Action Tree Pruner Head**

- 3X cutting power with compound action pulley system
- Die-cast zinc alloy pruning head with non-stick tempered steel blade cuts up to 1¼ inches
- Exclusive Powerglide™ rope pull system for smooth action
- Convertible-action pulley system converts from

**AC 9000**  
LLW • RP

- compound to direct pull, giving workers a choice between faster cutting or less required force
- Includes pivot bolt for mounting AC 7241 Razor Tooth Saw® tree pruner blade (sold separately, see page 75)
- Built-in ferrule can be attached to 1¼ inch diameter poles by drilling holes in pole and adding fasteners (not included)



### **Tree Pruner Saw Head**

- Strong and lightweight aluminum casting for rugged, all-day tree care service
- Double-curved hook design optimized for pulling branches, raising lines, and guiding tree fall
- Built-in utility loop for attaching ropes, carabiners, and for easy storage

**AC 9100**  
LLW

- Blade mounting system fits popular tree pruner blades by Corona® and other brands, such as Razor Tooth Saw® AC 7240 and QuickSaw® AC series blades (sold separately, see page 75)
- Can be attached to 1¼ inch diameter poles by drilling holes in pole and adding fasteners (not included)



### **Tree Pruner Direct-Connect Adapter**

- Simple, lightweight design connects tree pruner saw blades to wood and fiberglass poles\*
- High-strength aluminum tube mounts onto 1¼ diameter poles by drilling holes in pole and fastening with included screws and bolts

**AC 9200**  
LLW

- Slotted end with wooden inner plug fits Corona® blades AC 9010 and AC 9020, as well as other brands

## QuickSaw® Tree Pruner Blades - 13 inch

- Cut 2.5X faster than conventional saws
- Stay sharp over thousands of strokes thanks to the same superior grade steel as advanced tactical knives
- Cut faster and exert less force with friction-minimizing tapered blades
- Fit Corona® AC 9100 and standard tree pruner saw heads for arborists

### AC 7990

- 13 inch blade
- Fits most standard tree pruner heads

LLW



### AC 7991

- 13 inch blade, 1 hook
- Save time with a sharpened front hook that avoids blade pull-out, keeps it inside the cut channel

LLW



### AC 7992

- 13 inch blade, 2 hooks
- Minimize exposure to disease-causing bacteria with rear hook for undercuts that prevent peeling bark

LLW



## Razor Tooth Saw® Tree Pruner Blades - 13 inch

- 2X faster cut with Razor Tooth Saw® technology
- 3-sided impulse-hardened teeth stay sharp longer
- Curved, tempered steel alloy blades

### AC 7240

LLW



- Fits Corona® TP 3841, TP 3811, AC 9100, and standard tree pruner saw heads for arborists

### AC 7241

LLW



- Fits Corona® TP 6870, TP 6850, TP 6830, AC 9000

## Razor Tooth Saw® Tree Pruner Blade - 12 inch

- 2X faster cut with Razor Tooth Saw® technology
- 3-sided impulse-hardened teeth stay sharp longer
- Curved, tempered steel alloy blade
- Fits Corona® TP 3811, TP 3841 and other tree pruners

### AC 7242

LLW



## Razor Tooth Saw® Tree Pruner Blade - 17 inch

- Integral hook shape for pulling branches from trees
- 2X faster cut with Razor Tooth Saw® technology
- 3-sided impulse-hardened teeth stay sharp longer
- Curved, tempered steel alloy blade
- Tang design fits Corona® AC 9200

• Last chance - Limited quantities available

### AC 9020

LLW



## Razor Tooth Saw® Tree Pruner Blade - 16 inch

- 2X faster cut with Razor Tooth Saw® technology
- 3-sided impulse-hardened teeth stay sharp longer
- Curved, tempered steel alloy blade
- Tang design fits Corona® EP 3700, TP 6881, and AC 9200

### AC 7610

LLW



## Razor Tooth Saw® Blade and Mounting Ferrule 16 inch

- 2X faster cut with Razor Tooth Saw® technology
- 3-Sided, impulse-hardened teeth stay sharper longer
- Curved, tempered steel alloy blade
- Built-in ferrule fits TP 6881 poles snap-button system
- Can also be attached to other 1 1/4 inch diameter poles by drilling holes in pole and adding fasteners (not included)

### AC 7672

LLW • RP



**DID YOU KNOW?**

Razor Tooth Saw® blades cut 2X faster than conventional saws. Each whetstone-ground tooth is sharpened on three sides for a fast, clean, smooth cut.

## Value Tools

All Value Tools carry a 1-year limited warranty

## Conventional Saw Tree Pruner Blade - 17 inch

- Curved, tempered steel saw blade
- Tang design fits Corona® AC 9200
- Last chance - Limited quantities available

### AC 9010

# Small Hand Tools

## Easier gardening is within your grasp.

Corona® has applied the lessons learned from many seasons of field experience to create a series of gardening tools especially designed for your use. Their lightweight, one-piece structures won't bend, break or rust. Their larger diameter, contoured and cushioned grips are comfortable to handle.

## ComfortGEL®



CT 3224 **NEW**

### DIG DEEPER

Learn more about the unique features of Corona tools. Simply scan the QR code with your mobile phone.



LLW= Lifetime Limited Warranty

LW= Limited Warranty

RP= Replacement Parts Available

# Mattocks

# MAX

## Heavy-Duty Hand Tools

- Three distinct models to meet your needs
- Heavy-duty 14-gauge steel construction withstands repeated use and exposure to the elements
- Non-slips grips reduce hand strain, absorb impact vibration and avoid injury
- Easily work in close quarters with 14 inch handles

## Planting Mattock

- Dual 1 1/2 inch and 2 inch wide blades
- Chops through hardpan soil up to 4 1/2 inches deep
- Quickly sets "pony pack" plants

**HT 69200**

LLW



## Bedding Mattock

- Single-sided 3 inch wide blade
- Opens holes up to 6 1/2 inches deep
- Quickly sets "color pack" plants
- Useful for working around irrigation boxes

**HT 69100**

LLW



## Cultivating Mattock

- 1/2 inch wide blade plus three tines set 2 inches apart
- Break up compacted soil up to 3 inches deep
- Loosens weeds around fragile seedlings and roots

**HT 69300**

LLW



# Small Hand Tools

# RED

## ComfortGEL® Tools

- Stainless steel alloy heads are durable and will not rust
- The most comfortable grip in the garden

## ComfortGEL® Trowel

- Graduated 3 inch wide blade with bag ripper

**CT 3214 NEW**

LW



- Ergonomic poly grips minimize hand stress
- Anti-slip thumb rises and finger guards for greater stability and control

## ComfortGEL® Transplanter

- Serrated 2 1/2 inch wide blade with bag ripper

**CT 3224 NEW**

LW



## ComfortGEL® Cultivator

- Penetrate soil easily with tapered tines

**CT 3234 NEW**

LW



## ComfortGEL® Hoe/Cultivator

- Convenient 2-in-1 tool for weeding and cultivating

**CT 3244 NEW**

LW



## ComfortGEL® Weeder

- Easier weeding with 6 inch serrated blade and forked tip

**CT 3254 NEW**

LW



## ComfortGEL® Scoop

- Large capacity scoop

**CT 3264 NEW**

LW



# Small Hand Tools

## RED

### Ergo Tools

- The most comfortable grip in the garden
- Ergonomic poly grips minimize hand stress

#### Ergo Trowel

- Graduated 2 7/8 inch wide cast aluminum blade with bag ripper

**CT 3710**

LW



- Anti-slip thumb rises and finger guards for greater stability and control
- Die-cast aluminum alloy heads are lightweight and will not corrode

#### Ergo Transplanter

- Serrated 2 3/8 inch wide cast aluminum blade with bag ripper

**CT 3720**

LW



#### Ergo Cultivator

- Penetrate soil easily with tapered cast aluminum tines

**CT 3730**

LW



U.S. Patent D582,227

#### Ergo Hoe/Cultivator

- Convenient 2-in-1 tool for weeding and cultivating

**CT 3740**

LW



U.S. Patent D581,752

#### Ergo Weeder

- Easier weeding with 6 inch serrated blade and forked tip

**CT 3750**

LW



### DIG DEEPER

Learn more about the unique features of Corona tools. Simply scan the QR code with your mobile phone.



LLW= Lifetime Limited Warranty

LW= Limited Warranty

RP= Replacement Parts Available



# Small Hand Tools

RED

## Extendable Handle Tools

- Lightweight steel handles extend from 18 inches to 34 inches for extra reach
- Heads are fully heat-treated for enhanced durability
- Protective coatings resist chipping and rust
- Comfortable non-slip grips
- Convenient hanging rings for easy storage

LW

GT 3040 – Weeder



GT 3050 – Rake



GT 3060 – Hoe/Cultivator



GT 3070 – Cultivator



GT 3080 – Trowel



GT 3090 – 3-Tine Hoe



## Garden Tools

- Essential hand tools for a broad range of applications
- Cushioned non-slip grips for comfort
- One-piece aluminum alloy heads are lightweight and durable

### Trowel

- Easily dig, plant, pot, and more with a sharpened 3 inch wide blade

CT 3010i

LW



### Fork

- 3 straight tines set 1 1/2 inches apart to break and mix up soil while avoiding damage to plants

CT 3040i

LW



### Transplanter

- Insert new plants at proper depth with a 2 1/8 inch wide marked and graduated blade

CT 3020i

LW



### Weeder

- Get at weeds' roots with a tapered 7 1/4 inch long blade

CT 3050i

LW



### Cultivator

- 3 angled tines set 1 1/4 inches apart to break and mix up soil while avoiding damage to plants

CT 3030i

LW



### Weeding Tool

- Ideal for weeding flower and vegetable beds, cracks in paved walkways and walls
- Simple hook design cuts weeds with a push, removes with a pull
- Easy taproot removal with beveled edge - simply dig in and pop out
- Quickly remove moss and grass from cracks with pointed end

WD 2200DC **NEW**

LW



# Agricultural Tools



In the early 1920s, when other manufacturers were settling for stamped or cast tools, Corona® was pounding, compressing and flowing hot steel into high-quality, classically designed tools that delivered superior performance with greater reliability. Generations later, the same hand tools, often passed on, are shearing the California grape vines, pruning the lemon, orange and avocado trees of the Southwest, the apples in the Northwest, Midwest and East, and clipping, plucking and shaping landscapes from coast to coast and across the world.



AG 5050

## DIG DEEPER

Learn more about the unique features of Corona tools. Simply scan the QR code with your mobile phone.




## Shears and Snips

## MAX

### FORGED Orange Shear

- Designed for rapid, high-volume orange, grapefruit and apple harvesting
- Drop-forged steel alloy construction with resharpenable blades
- Specially designed to sever fruit cleanly from fruiting spur
- Custom-ground cutting edges and balanced spring design for fast, precise action
- Includes leather strap

AG 5050  
LLW • RP



### FORGED Avocado Shear

- Designed for rapid, high-volume harvesting of avocados, mangos, persimmons, tomatoes and other delicate fruits
- Drop-forged steel alloy construction with resharpenable blades
- Rounded tips help prevent damaged fruit
- Non-slip grips
- Includes leather strap

AG 5040  
LLW • RP



## FORGED Grape Shear

- Designed for rapid, high-volume grape harvesting and thinning
- Drop-forged steel alloy construction with resharpenable blades
- Rounded tips help prevent damaged fruit
- Special curved blades cut hard-to-reach stems
- Non-slip grips



### AG 5030

- 2 1/5 inch blades

LLW • RP



## Curved Grape Snip

- Designed primarily for harvesting table grapes
- Heat treated stainless steel curved blades
  - Corrosion resistant for better durability and performance
  - Can be sterilized or disinfected to prevent cross contamination
  - Sap release prevents blades from sticking
  - Speed up harvesting production
- Non-slip grips for better control
- Double-sided thumb lock for left or right-hand use

### AG 4980SS **NEW**

- 2 inch blades

LLW • RP



## Stainless Steel Long Curved Snip

- Designed for picking and field-dressing grape bunches
- Corrosion-resistant stainless steel blades prevent rusting, are easier to clean and reduce germ build-up
- Unobtrusive leather strap lock

### AG 4940SS

- 1 3/4 inch blades

LLW



## Stainless Steel Short Curved Snip

- For use in harvesting apples, pitted fruits and berries
- Corrosion-resistant stainless steel blades prevent rusting, are easier to clean and reduce germ build up
- Unobtrusive leather strap lock

### AG 4920SS

- 1 inch blades

LLW



## FORGED Lemon Shear

- Designed for rapid, high-volume lemon and lime harvesting
- Drop-forged steel alloy construction with resharpenable blades
- Rounded tips help prevent damaged fruit
- Close-tolerance pivot bolt
- Includes leather strap



### AG 5010

LLW • RP



## Stainless Steel Long Straight Snip

- Long, straight, pointed blade for a wide range of applications
- Corrosion-resistant stainless steel blades prevent rusting, are easier to clean and reduce germ build-up
- Unobtrusive leather strap lock

### AG 4930SS

- 1 3/4 inch blades

LLW



## Stainless Steel Short Straight Snip

- Short, straight, blunt-nosed blade for a wide range of applications
- Corrosion-resistant stainless steel blades prevent rusting, are easier to clean and reduce germ build up
- Unobtrusive leather strap lock

### AG 4910SS

- 1 inch blades

LLW



## Shears and Snips

RED

## Hydroponic Tools

RED

### Long Curved Snip

- Designed for picking and field-dressing grape bunches
- Fully heat-treated steel blades for strength
- Blades, spring and handle coated to prevent rust
- Unobtrusive leather strap lock

#### AG 4940

• 1 3/4 inch blades

LW



### Short Curved Snip

- For use in harvesting apples, pitted fruits and berries
- Fully heat-treated steel blades for strength
- Blades, spring and handle coated to prevent rust
- Unobtrusive leather strap lock

#### AG 4920

• 1 inch blades

LW



### Long Straight Snip

- Long, straight, pointed blade for a wide range of applications
- Fully heat-treated steel blades for strength
- Blades, spring and handle coated to prevent rust
- Unobtrusive leather strap lock

#### AG 4930

• 1 3/4 inch blades

LW



### Short Straight Snip

- Short, straight, blunt-nosed blade for a wide range of applications
- Fully heat-treated steel blades for strength
- Blades, spring and handle coated to prevent rust
- Unobtrusive leather strap lock

#### AG 4910

• 1 inch blades

LW



### Hydroponic Scissor

- Stainless steel blades with double beveled tapered tips for precision cuts
- Durable handle offers lightweight comfort and performance
- Handle and blades can be sterilized to limit cross contamination

#### FS 4130 **NEW**

• 2 inch blades

LW



### Hydroponic Micro Snip

- Compact, sharp stainless steel blades with double beveled tapered tips for precision cuts
- Durable handle with soft touch feel for lightweight comfort and performance
- Heavy-duty spring for reliable performance
- Double-sided lock for left or right hand use
- Handle and blades can be sterilized to limit cross contamination

#### FS 4120 **NEW**

• 2 5/16 inch blades

LW



### Hydroponic Finger Micro Snip

- Sharp stainless steel blades and tip allows for precision cutting
- Durable ABS plastic handle for lightweight comfort and performance
- Handle and blade can be sterilized to limit cross contamination
- Spring in the handle helps to open the blades after each cut
- Large finger hole in the handle for comfort with push button thumb lock for safety

#### FS 4110 **NEW**

• 1 1/4 inch blades

LW



## Fruit Picker

RED



### Extendable Fruit Picker - 12'

- Hook the fruit between the prongs and gently pull to pick
- Foam cushion in basket reduces fruit bruising
- Aluminum pole extends to 12 feet
- Catch the fruit in a 5.5 inch deep basket
- Powder-coated basket resists rust and corrosion
- Twist pole to extend upper pole to desired length

#### FP 2312 **NEW**



# Floral Shears

# MAX

## FORGED Thinning Shear

- Forged steel alloy construction
- Scissor cutting action
- Suitable for left and right hand use
- Resharpenable, straight, narrow blades for tight spaces
- Non-slip grips

### FS 4350

- 1 3/4 inch blades

LLW • RP



## FORGED Houseplant Shear

- Forged steel alloy construction
- Compact design for smaller hands
- Suitable for left and right hand use
- Resharpenable, narrow blades for delicate plants
- Non-slip grips

### FS 4310

- 1 1/4 inch blades

LLW • RP



# Floral Shears

# RED

## ComfortGEL® Floral Snip

- Maximize comfort and control with soft, ergonomically-shaped grips
- Fully heat-treated blades maintain sharpness
- Volute spring resists dirt build up and clogging
- Thorn stripper for stems up to 3/8 inch diameter

### FS 3204

- 1 3/4 inch blades

LW



## Floral Scissors

- Stainless steel blades are resharpenable
- Serrated blade for easy, clean cuts
- Ergonomic grips for comfort
- Great for cutting an assortment of plants and flowers

### FS 4000

- 3 inch blades

LW



# Accessories

# MAX



## Leather Scabbard

- For use with QS 7900, RS 7130, RS 7120, RS 7395 and other 13 to 14 inch curved saws
- Top grain leather construction
- Stitched and riveted for durability

**AC 7300**

**LLW**



## Leather Scabbard

- Top-grain leather construction
- Stitched and riveted for durability
- Belt clip and loops included
- Universal design fits most hand pruners and folding saws up to 8 inches
- Pouch depth: 5 inches

**AC 7220**

**LLW**

# Accessories

# RED



## Universal Tool Scabbard

- Durable nylon construction
- Universal design fits hand pruners and folding saws up to 8 inches
- Easy to carry using metal clip or belt loops
- Front pocket for AC 8300 sharpener storage
- Pouch depth: 5 inches

**AC 4510**

**LW**

## Sharpening Tool

- 5 inch super carbide file
- Ideal for sharpening all blades (excludes saw blades)
- Easy to fit in pocket or AC 4510 Nylon Scabbard
- Non-slip grip for easy use

**AC 8300**

**LW**



## Leaf and Grass Catcher

- Used to manually pick up grass, leaves and yard debris
- Thick, heavy-duty galvanized steel pan
- Heavy-duty steel wire frame
- Canvas is water and mildew resistant

**AC 8350**

**LW**



## Machete Sheaths

- Durable reinforced nylon construction
- Belt loops and leg straps for a secure fit
- Built-in button snap holds tool safely in place

**AC 7310**

- Fits MA 60051, MA 60041, MA 62040 MA 60050 and other machetes up to 18 inches

**LW**

**AC 7330**

- Fits MA 60042 and other machetes up to 22 inches

**LW**

## Plastic Scabbard

- Lightweight and high-strength reinforced poly construction
- Protects saw blade when not in use
- Waistband clip and belt loop option
- Easy carrying with hinged belt loop and reinforced carabiner hole
- Fits curved pruning saws with blades up to 14 inches such as Corona® RS 7395, RS 7120, RS 7130 and other brands

**AC 7400**

- For use with RS 7395, RS 7385, RS 7120 & RS 7130

**LW**



U.S. Patent D518,952

# Sales Support




## Corona® Mini Catalog CC 9315

- Pocket-sized version of this catalog
- 3 3/4 inch X 8 1/2 inch




## Principles of Planting CC 9313

- Bilingual
- English and Spanish
- 3 3/4 inch X 8 1/2 inch



## Principles of Pruning CC 9312

- Bilingual
- English and Spanish
- 3 3/4 inch X 8 1/2 inch



## Bin Tags MH 9226

- Excellent for identifying position for each product at the shelf and reorder when inventory is depleted.
- 25 sheets per pad
- 2 3/4 inch X 3 3/4 inch



## Corona® Vinyl Banner MH 9213

- Fence or store flag
- 3 ft x 5 ft, 6 grommets
- Place indoors or outdoors



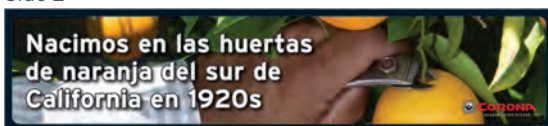
## Header Sign - Trench Shovels MH 9112

- 36 inch x 12 inch

Side 1



Side 2



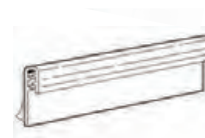
## Header Sign - Corona Logo 2-Sided **NEW** MH 9149

- 36 inch x 8 inch
- Corona logo on front
- Spanish "Born in the orange groves of Southern California in the 1920s" on back




## Header Sign - Pruning MH 9136

- 48 inch x 12 inch



## 3-inch "L" Style Sign Holders MH 9229

- For vertical surfaces
- Six per bag
- Recommend 1 bag per sign



## 3-inch "T" Style Sign Holders MH 9228

- For horizontal surfaces
- Six per bag
- Recommend 1 bag per sign

# Merchandising

Corona® not only produces classically designed tools that deliver superior performance, but also racks that help you display tools in a way that ensures an attractive, attention getting, point of purchase look.

Please refer to the following pages for those racks that will best fit your needs.

If you would like to take it one step further and make sure your tools are well organized, we also offer labels to specify which tools will be kept on that rack.

Contact your local Corona® representative or Corona® Customer Service for details.



Product Display Labels



## Wheelbarrow Rack

MR 9192 **NEW**

- Display two fully-assembled wheelbarrows
- Display rack only, does not include tools

Available March 2016



## Extendable Handle Tool Rack

SP 3099

- Display rack only, does not include tools

## Extendable Handle Tool Rack with Tools

SP 3100

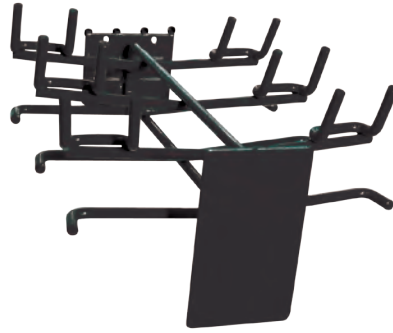
- Includes 6 units each of GT 3050, GT 3060, GT 3070, GT 3080 and GT 3090



# Merchandising



**Display Rack**  
MR 9115



**Trench Shovel Rack**  
MR 9154



**Broom Rack**  
MR 9155



**Rake Rack**  
MR 9156



**Heavy Bar Rack**  
Also useful for displaying  
trench shovels  
MR 9157



**Long Handle Tool Rolling Rack**  
MR 9161\*



**Long Tool  
Waterfall Rack**  
MR 9162



**Long Handle Tool  
Hanging Multi-Tool Display**  
MR 9163



**Wall Mounting Rack  
Bow/Level Rake**  
MR 9168

\*Tools not included


# Merchandising




**Lopper Rack**  
MR 9111



**Tree Pruner Rack**  
MR 9112



**Hedge Shear/  
Lopper Rack**  
MR 9114



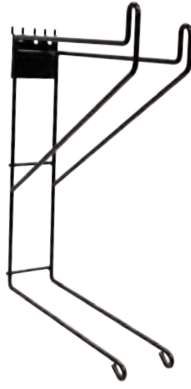
**Hedge Shear Rack**  
MR 9116



**Lopper Rack**  
MR 9125



**Lopper Rack**  
MR 9126



**All-Steel Footpad Rack**  
Only displays long-handled  
All-Steel Shovel and Spade models  
with footpads, head-up  
MR 9182

**NEW**



**File/Rasp Wall Display**

MR 9185 **NEW**

- Display rack with header sign only, does not include tools

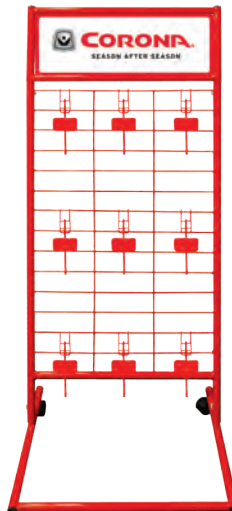
**File/Rasp Wall Display  
with Tools**

FE0004SA **NEW**

- Includes MR 9185 and 6 units each of 15 file types - see page 11



**Folding Rack**  
MR 9180



**Hand Tool/Pruner Rack**  
MR 9178



**Striking Tool Rack**  
MR 9179

# Display Rack Reference

MODEL NUMBER	RACK NUMBER	MODEL NUMBER	RACK NUMBER	MODEL NUMBER	RACK NUMBER
<b>ALL-STEEL SHOVELS</b>		<b>DIY SHOVELS (CONT.)</b>		<b>LANDSCAPE RAKES</b>	
AS 90210 . . . . .	MR 9182	SS 27020 . . . . .	MR 9162	PD 60000 . . . . .	MR 9180
AS 90010 . . . . .	MR 9182	SS 27030 . . . . .	MR 9162	PD 40020 . . . . .	MR 9180
AS 90220 . . . . .	MR 9182	SS 28000 . . . . .	MR 9162	PD 40000 . . . . .	MR 9180
AS 90020 . . . . .	MR 9182	SS 28010 . . . . .	MR 9162	PD 20000 . . . . .	MR 9180
AS 90230 . . . . .	MR 9182	SS 28020 . . . . .	MR 9162	<b>LANDSCAPE RAKES</b>	
AS 90030 . . . . .	MR 9182	SS 28030 . . . . .	MR 9162	RK 61064 . . . . .	MR 9156
AS 90240 . . . . .	MR 9182	SS 29000 . . . . .	MR 9162	RK 61063 . . . . .	MR 9156
AS 90040 . . . . .	MR 9182	SS 29010 . . . . .	MR 9162	RK 61062 . . . . .	MR 9156
AS 90310 . . . . .	MR 9182	SS 29020 . . . . .	MR 9162	RK 61061 . . . . .	MR 9156
AS 90320 . . . . .	MR 9182	SS 29030 . . . . .	MR 9162	<b>LEVEL HEAD RAKES</b>	
AS 90330 . . . . .	MR 9182	<b>VALUE SHOVELS</b>		RK 64060 . . . . .	MR 9168
AS 90340 . . . . .	MR 9182	SS 47000 . . . . .	MR 9162	RK 64002 . . . . .	MR 9168
AS 90300 . . . . .	MR 9182	SS 10000 . . . . .	MR 9162	<b>LEAF RAKES</b>	
AS 90400 . . . . .	MR 9182	SS 11000 . . . . .	MR 9162	RK 63003 . . . . .	MR 9112
<b>FORGED SHOVELS</b>		<b>TRENCH SHOVELS</b>		RK 62061 . . . . .	MR 9112
SF 80020 . . . . .	MR 9162	SS 64103 . . . . .	MR 9154, MR 9157	RK 62060 . . . . .	MR 9112
SF 80000 . . . . .	MR 9162	SS 64104 . . . . .	MR 9154, MR 9157	RK 62000 . . . . .	MR 9112
SF 79000 . . . . .	MR 9162	SS 64105 . . . . .	MR 9154, MR 9157	RK 62001 . . . . .	MR 9112
<b>CLOSED-BACK SHOVELS</b>		SS 64106 . . . . .	MR 9154, MR 9157	RK 25030 . . . . .	MR 9112
SS 60000 . . . . .	MR 9162	SS 64123 . . . . .	MR 9154, MR 9157	RK 25024 . . . . .	MR 9112
SS 60020 . . . . .	MR 9162	SS 64124 . . . . .	MR 9154, MR 9157	RK 25018 . . . . .	MR 9112
SS 61000 . . . . .	MR 9162	SS 64125 . . . . .	MR 9154, MR 9157	RK 25008 . . . . .	MR 9112
SS 61020 . . . . .	MR 9162	SS 64126 . . . . .	MR 9154, MR 9157	RK 24061 . . . . .	MR 9162
SS 62000 . . . . .	MR 9162	SS 64223 . . . . .	MR 9154, MR 9157	RK 24003 . . . . .	MR 9162
SS 62010 . . . . .	MR 9162	SS 64224 . . . . .	MR 9154, MR 9157	RK 24002 . . . . .	MR 9162
SS 62020 . . . . .	MR 9162	SS 64225 . . . . .	MR 9154, MR 9157	RK 12030 . . . . .	MR 9162
SS 62030 . . . . .	MR 9162	SS 64226 . . . . .	MR 9154, MR 9157	RK 12024 . . . . .	MR 9162
SS 62100 . . . . .	MR 9162	SS 64303 . . . . .	MR 9154, MR 9157	RK 12010 . . . . .	MR 9162
SS 62110 . . . . .	MR 9162	SS 64304 . . . . .	MR 9154, MR 9157	<b>BOW HEAD RAKES</b>	
SS 62120 . . . . .	MR 9162	SS 64305 . . . . .	MR 9154, MR 9157	RK 65061 . . . . .	MR 9168
SS 62130 . . . . .	MR 9162	SS 64306 . . . . .	MR 9154, MR 9157	RK 65022 . . . . .	MR 9168
SS 63010 . . . . .	MR 9162	SS 64323 . . . . .	MR 9154, MR 9157	RK 65021 . . . . .	MR 9168
<b>STANDARD SHOVELS</b>		SS 64324 . . . . .	MR 9154, MR 9157	RK 65002 . . . . .	MR 9168
SS 65000 . . . . .	MR 9162	SS 64325 . . . . .	MR 9154, MR 9157	RK 65001 . . . . .	MR 9168
SS 65010 . . . . .	MR 9162	SS 64326 . . . . .	MR 9154, MR 9157	RK 20022 . . . . .	MR 9168
SS 65020 . . . . .	MR 9162	SS 64333 . . . . .	MR 9154, MR 9157	RK 20002 . . . . .	MR 9168
SS 66000 . . . . .	MR 9162	SS 64334 . . . . .	MR 9154, MR 9157	RK 10000 . . . . .	MR 9168
SS 66010 . . . . .	MR 9162	SS 64335 . . . . .	MR 9154, MR 9157	<b>SPECIALTY RAKES</b>	
SS 66020 . . . . .	MR 9162	SS 64336 . . . . .	MR 9154, MR 9157	RK 66000 . . . . .	MR 9168
SS 39000 . . . . .	MR 9162	<b>SCOOP SHOVELS</b>		RK 42000 . . . . .	MR 9112
<b>LIGHTWEIGHT SHOVELS</b>		SS 42001 . . . . .	MR 9162	<b>HOES</b>	
SS 30020 . . . . .	MR 9162	SS 42011 . . . . .	MR 9162	SH 10000 . . . . .	MR 9163
SS 30030 . . . . .	MR 9162	SS 48248 . . . . .	MR 9162	SH 15000 . . . . .	MR 9163
SS 31020 . . . . .	MR 9162	SS 49100 . . . . .	MR 9162	SH 20000 . . . . .	MR 9163
SS 31030 . . . . .	MR 9162	SS 49234 . . . . .	MR 9162	SH 42000 . . . . .	MR 9163
SS 39000 . . . . .	MR 9162	SS 68000 . . . . .	MR 9162	SH 60000 . . . . .	MR 9163
<b>DIY SHOVELS</b>		SS 68010 . . . . .	MR 9162	SH 60001 . . . . .	MR 9163
SS 26000 . . . . .	MR 9162	SS 68030 . . . . .	MR 9162	SH 60060 . . . . .	MR 9163
SS 26010 . . . . .	MR 9162	SS 68231 . . . . .	MR 9162	SH 60061 . . . . .	MR 9163
SS 26020 . . . . .	MR 9162	SS 68431 . . . . .	MR 9162	SH 61000 . . . . .	MR 9163
SS 26030 . . . . .	MR 9162	SS 68436 . . . . .	MR 9162	SH 63000 . . . . .	MR 9163
SS 27000 . . . . .	MR 9162	SS 68440 . . . . .	MR 9162	SH 65000 . . . . .	MR 9180
SS 27010 . . . . .	MR 9162	SS 69010 . . . . .	MR 9162	FH 70000 . . . . .	MR 9163
				FH 71000 . . . . .	MR 9163

# Display Rack Reference

MODEL NUMBER	RACK NUMBER	MODEL NUMBER	RACK NUMBER	MODEL NUMBER	RACK NUMBER
<b>HOES (CONT.)</b>		<b>UTILITY TOOLS (CONT.)</b>		<b>LOPPERS (CONT.)</b>	
FH 71002 . . . . .	MR 9163	UT 64050 . . . . .	MR 9162	SL 3264 . . . . .	MR 9125
FH 71003 . . . . .	MR 9163	UT 62052 . . . . .	MR 9162	SL 6500 . . . . .	MR 9126
<b>CULTIVATORS</b>		UT 62050 . . . . .	MR 9162	SL 4150 . . . . .	MR 9116
CV 20004 . . . . .	MR 9163	UT 62051 . . . . .	MR 9162	SL 3310 . . . . .	MR 9116
CV 22000 . . . . .	MR 9163	UT 63050 . . . . .	MR 9162	SL 4264 . . . . .	MR 9126
CV 60061 . . . . .	MR 9163	UT 64020 . . . . .	MR 9162	SL 4364 . . . . .	MR 9126
CV 60063 . . . . .	MR 9163	UT 60054 . . . . .	MR 9163	WL 6490 . . . . .	MR 9126
CV 60064 . . . . .	MR 9163	UT 60030 . . . . .	MR 9163	WL 6470 . . . . .	MR 9125
<b>FORKS</b>		UT 60007 . . . . .	MR 9163	WL 6450 . . . . .	MR 9125
FK 74010 . . . . .	MR 9162	UT 47000 . . . . .	MR 9163	WL 6420 . . . . .	MR 9125
FK 74000 . . . . .	MR 9162	UT 24000 . . . . .	MR 9163	WL 6381 . . . . .	MR 9126
FK 72065 . . . . .	MR 9162	UT 21000 . . . . .	MR 9163	WL 6370 . . . . .	MR 9125
FK 72005 . . . . .	MR 9162	UT 20000 . . . . .	MR 9163	WL 6361 . . . . .	MR 9126
FK 72004 . . . . .	MR 9162	<b>BROOMS</b>		WL 6350 . . . . .	MR 9125
FK 71005 . . . . .	MR 9162	BM 43001 . . . . .	MR 9180	WL 6341 . . . . .	MR 9126
FK 71004 . . . . .	MR 9162	BM 41002 . . . . .	MR 9180	WL 6330 . . . . .	MR 9125
FK 70010 . . . . .	MR 9162	BM 62060 . . . . .	MR 9180	WL 6320 . . . . .	MR 9125
FK 70004 . . . . .	MR 9163	BM 62001 . . . . .	MR 9155	WL 6310 . . . . .	MR 9125
FK 70000 . . . . .	MR 9162	BM 61002 . . . . .	MR 9155	WL 3351 . . . . .	MR 9116
FK 60000 . . . . .	MR 9162	BM 60001 . . . . .	MR 9155	<b>TREE PRUNERS</b>	
FK 44010 . . . . .	MR 9162	<b>HEDGE SHEARS</b>		TP 3811 . . . . .	MR 9112
FK 42010 . . . . .	MR 9162	AH 6970 . . . . .	MR 9116	TP 3841 . . . . .	MR 9112
FK 42000 . . . . .	MR 9162	AH 6950 . . . . .	MR 9116	TP 6830 . . . . .	MR 9112
<b>AXES</b>		AH 6940 . . . . .	MR 9116	TP 6850 . . . . .	MR 9112
AX 71020 . . . . .	MR 9180	HS 7140 . . . . .	MR 9116	TP 6870 . . . . .	MR 9112
AX 70020 . . . . .	MR 9180	HS 6960 . . . . .	MR 9116	<b>TREE PRUNERS</b>	
<b>SLEDGEHAMMERS</b>		HS 6930 . . . . .	MR 9116	CT 30X0i . . . . .	MR 9178
ST 400XX . . . . .	MR 9179	HS 6920 . . . . .	MR 9116	CT 37X0 . . . . .	MR 9178
ST 700XX . . . . .	MR 9179	HS 3950 . . . . .	MR 9116	GT 30X0 . . . . .	MR 9178
ST 43003 . . . . .	MR 9179	HS 3911 . . . . .	MR 9116	<b>MULTI-TOOL</b>	
ST 73003 . . . . .	MR 9179	AH 4220 . . . . .	MR 9116	ROLLING RACK . . . . .	MR 9115
<b>PICKS AND MATTOCKS</b>		HS 3070 . . . . .	MR 9116	PEG HOOKS . . . . .	MR 9124
PM 40000 . . . . .	MR 9180	AH 4250 . . . . .	MR 9116	(for MR 9115)	
PM 41000 . . . . .	MR 9180	HS 4244 . . . . .	MR 9116	<b>WHEELBARROWS</b>	
PM 42000 . . . . .	MR 9180	HS 4344 . . . . .	MR 9116	WB 2806FF . . . . .	MR 9192
PM 73020 . . . . .	MR 9180	HS 3244 . . . . .	MR 9116	WB 2806 . . . . .	MR 9192
PM 74020 . . . . .	MR 9180	<b>LOPPERS</b>		WB 2706 . . . . .	MR 9192
PM 75020 . . . . .	MR 9180	AL 8482 . . . . .	MR 9126	WB 2606KFF . . . . .	MR 9192
<b>HEAVY BARS</b>		AL 8462 . . . . .	MR 9126	WB 2606K . . . . .	MR 9192
BR 70090 . . . . .	MR 9157	AL 8442 . . . . .	MR 9126	WB 2506KFF . . . . .	MR 9192
BR 71090 . . . . .	MR 9157	AL 8321 . . . . .	MR 9126	WB 2506K . . . . .	MR 9192
BR 72090 . . . . .	MR 9157	AL 8311 . . . . .	MR 9126	WB 2006 . . . . .	MR 9192
BR 73090 . . . . .	MR 9157	AL 4110 . . . . .	MR 9126	WB 1006 . . . . .	MR 9192
BR 74090 . . . . .	MR 9157	FL 3470 . . . . .	MR 9125	WB 2004 . . . . .	MR 9192
<b>UTILITY TOOLS</b>		FL 3460 . . . . .	MR 9125		
UT 71000 . . . . .	MR 9163	FL 3420 . . . . .	MR 9114		
UT 70000 . . . . .	MR 9163	SL 7280 . . . . .	MR 9111		
UT 69000 . . . . .	MR 9163	SL 7180 . . . . .	MR 9111		
UT 62055 . . . . .	MR 9162	RL 3560 . . . . .	MR 9126		
UT 61000 . . . . .	MR 9162				

# Index

New Item in Bold

24003-4. . . . .	30	AC 7610 . . . . .	75	AS 90320 . . . . .	15	CF4050732SCOCD . . . . .	<b>9</b>
<b>24003-8</b> . . . . .	<b>29, 30</b>	AC 7672 . . . . .	75	AS 90330 . . . . .	15	CF425018SCOCD . . . . .	<b>9</b>
3670-1C . . . . .	52	AC 7990 . . . . .	75	AS 90340 . . . . .	15	CF4250532SCOBX . . . . .	<b>9</b>
3670-91C . . . . .	52	AC 7991 . . . . .	75	AS 90400 . . . . .	15	CF4250532SCOCD . . . . .	<b>9</b>
6880-8 . . . . .	74	AC 7992 . . . . .	75	AX 70020 . . . . .	38	CT 3010i . . . . .	79
7800-1 . . . . .	68	AC 8300 . . . . .	55, 84	AX 71020 . . . . .	38	CT 3020i . . . . .	79
7900-1 . . . . .	68	AC 8350 . . . . .	84	<b>BM 41002</b> . . . . .	<b>47</b>	CT 3030i . . . . .	79
40000-4 . . . . .	39	AC 9000 . . . . .	74	<b>BM 43001</b> . . . . .	<b>47</b>	CT 3040i . . . . .	79
40000-8 . . . . .	39	AC 9010 . . . . .	75	BM 60001 . . . . .	47	CT 3050i . . . . .	79
40001-4 . . . . .	39	AC 9020 . . . . .	75	BM 61002 . . . . .	47	<b>CT 3214</b> . . . . .	<b>77</b>
40004-4 . . . . .	39	AC 9100 . . . . .	74	BM 62001 . . . . .	47	<b>CT 3224</b> . . . . .	<b>76, 77</b>
41000-4 . . . . .	39	AC 9200 . . . . .	74	BM 62060 . . . . .	47	<b>CT 3234</b> . . . . .	<b>77</b>
41000-8 . . . . .	39	AC 9300 . . . . .	74	BP 3130 . . . . .	52	<b>CT 3244</b> . . . . .	<b>77</b>
42000-8 . . . . .	39	AC 90000 . . . . .	15	BP 3140 . . . . .	54	<b>CT 3254</b> . . . . .	<b>77</b>
43003-4 . . . . .	39	AG 4910 . . . . .	82	BP 3160 . . . . .	52	<b>CT 3264</b> . . . . .	<b>77</b>
60061-8 . . . . .	34	AG 4910SS . . . . .	81	BP 3180 . . . . .	52	CV 20004 . . . . .	35
62000-8 . . . . .	30	AG 4920 . . . . .	82	BP 3214 . . . . .	54	CV 22000 . . . . .	35
62001-8 . . . . .	29	AG 4920SS . . . . .	81	BP 3224 . . . . .	54	CV 60061 . . . . .	35
62060-4 . . . . .	29	AG 4930 . . . . .	82	BP 3225 . . . . .	52	CV 60063 . . . . .	35
<b>65030-1</b> . . . . .	<b>42</b>	AG 4930SS . . . . .	81	BP 3350 . . . . .	54	CV 60064 . . . . .	35
<b>65050-1C</b> . . . . .	<b>42</b>	AG 4940 . . . . .	82	BP 3640 . . . . .	52	EP 3700 . . . . .	73
<b>65050-3C</b> . . . . .	<b>42</b>	AG 4940SS . . . . .	81	BP 3670 . . . . .	52	<b>FA0001CD</b> . . . . .	<b>10</b>
6880-8 . . . . .	74	<b>AG 4980SS</b> . . . . .	<b>81</b>	BP 4180 . . . . .	54	<b>FA0002CD</b> . . . . .	<b>10</b>
<b>69000-050</b> . . . . .	<b>43</b>	AG 5010 . . . . .	81	BP 4250 . . . . .	53	<b>FE0003SA</b> . . . . .	<b>11</b>
69000-100 . . . . .	43	AG 5030 . . . . .	81	BP 4840 . . . . .	53	<b>FE0004SA</b> . . . . .	<b>11, 88</b>
69000-118 . . . . .	43	AG 5040 . . . . .	80	BP 6170 . . . . .	52	<b>FE400106BCOCD</b> . . . . .	<b>7</b>
69000-200 . . . . .	43	AG 5050 . . . . .	80	BP 6190 . . . . .	52	<b>FE400106SCOCD</b> . . . . .	<b>7</b>
<b>69000-835</b> . . . . .	<b>43</b>	AH 4250 . . . . .	58	BP 6250 . . . . .	53	<b>FE400108BCOCD</b> . . . . .	<b>7</b>
7060-1 . . . . .	70	AH 6940 . . . . .	57	<b>BP 6310</b> . . . . .	<b>53</b>	<b>FE400108BC1CD</b> . . . . .	<b>7</b>
7100-1 . . . . .	69	AH 6950 . . . . .	57	<b>BP 6340</b> . . . . .	<b>53</b>	<b>FE400108SCOCD</b> . . . . .	<b>7</b>
7160-4 . . . . .	70	AH 6970 . . . . .	57	<b>BP 6360</b> . . . . .	<b>53</b>	<b>FE400110BCOBX</b> . . . . .	<b>7</b>
7245-1 . . . . .	69	AL 4110 . . . . .	66	BP 7100 . . . . .	51	<b>FE400110BCOCD</b> . . . . .	<b>7</b>
7255-1 . . . . .	69	AL 6512 . . . . .	62	<b>BP 7200</b> . . . . .	<b>51</b>	<b>FE400110BC1CD</b> . . . . .	<b>7</b>
7800-1 . . . . .	68	AL 8311 . . . . .	62	BP 7450 . . . . .	52	<b>FE400110SCOCD</b> . . . . .	<b>7</b>
7900-1 . . . . .	68	AL 8321 . . . . .	62	BR 70090 . . . . .	40	<b>FE400112BCOBX</b> . . . . .	<b>7</b>
73020-4 . . . . .	39	AL 8442 . . . . .	62	BR 71090 . . . . .	40	<b>FE400112BCOCD</b> . . . . .	<b>7</b>
AC 2500 . . . . .	49	AL 8462 . . . . .	62	BR 72090 . . . . .	40	<b>FE400306BCOBX</b> . . . . .	<b>7</b>
AC 2600 . . . . .	49	AL 8482 . . . . .	62	BR 73090 . . . . .	40	<b>FE400306BCOCD</b> . . . . .	<b>7</b>
AC 2806 . . . . .	48	AP 3110 . . . . .	55	BR 74090 . . . . .	40	<b>FE400306BC1CD</b> . . . . .	<b>7</b>
AC 2806FF . . . . .	48	AP 3234 . . . . .	54	CC 9312 . . . . .	85	<b>FE400306SCOCD</b> . . . . .	<b>7</b>
AC 4510 . . . . .	55, 68, 84	AS 90010 . . . . .	14	CC 9313 . . . . .	85	<b>FE400308BCOCD</b> . . . . .	<b>7</b>
AC 7041 . . . . .	69	AS 90020 . . . . .	14	CC 9315 . . . . .	85	<b>FE400308BC1CD</b> . . . . .	<b>7</b>
AC 7220 . . . . .	55, 68, 84	AS 90030 . . . . .	14	<b>CF405002SCOBX</b> . . . . .	<b>9</b>	<b>FE400308SCOCD</b> . . . . .	<b>7</b>
AC 7240 . . . . .	75	AS 90040 . . . . .	14	<b>CF405002SCOCD</b> . . . . .	<b>9</b>	<b>FE400310BCOCD</b> . . . . .	<b>7</b>
AC 7241 . . . . .	75	<b>AS 90100</b> . . . . .	<b>14</b>	<b>CF405014SCOBX</b> . . . . .	<b>9</b>	<b>FE400310BC1CD</b> . . . . .	<b>7</b>
AC 7242 . . . . .	75	<b>AS 90110</b> . . . . .	<b>14</b>	<b>CF405014SCOCD</b> . . . . .	<b>9</b>	<b>FE400310SCOCD</b> . . . . .	<b>7</b>
AC 7265 . . . . .	69	AS 90210 . . . . .	14	<b>CF405016SCOBG</b> . . . . .	<b>9</b>	<b>FE400312BCOBX</b> . . . . .	<b>7</b>
AC 7300 . . . . .	68, 84	AS 90220 . . . . .	14	<b>CF4050316SCOBX</b> . . . . .	<b>9</b>	<b>FE400312BCOCD</b> . . . . .	<b>7</b>
AC 7310 . . . . .	84	AS 90230 . . . . .	14	<b>CF4050316SCOCD</b> . . . . .	<b>9</b>	<b>FE400404BCOBX</b> . . . . .	<b>7</b>
AC 7330 . . . . .	84	AS 90240 . . . . .	14	<b>CF4050532SCOCD</b> . . . . .	<b>9</b>	<b>FE400406BCOCD</b> . . . . .	<b>7</b>
AC 7395 . . . . .	69	AS 90300 . . . . .	15	<b>CF4050732SCOBG</b> . . . . .	<b>9</b>	<b>FE400406BC1CD</b> . . . . .	<b>7</b>
AC 7400 . . . . .	84	AS 90310 . . . . .	15	<b>CF4050732SCOBX</b> . . . . .	<b>9</b>	<b>FE400406SCOCD</b> . . . . .	<b>7</b>

# Index

New Item in Bold

FE400408BCOCD . . . . . 7	FK 72004 . . . . . 36	MA 61040 . . . . . 71	RK 12010 . . . . . 31
FE400408BC1CD . . . . . 7	FK 72005 . . . . . 36	MA 62040 . . . . . 71	RK 12024 . . . . . 31
FE400408SCOCD . . . . . 7	FK 72065 . . . . . 36	MH 9112 . . . . . 85	RK 12030 . . . . . 31
FE400410BCOCD . . . . . 7	FK 74000 . . . . . 37	MH 9136 . . . . . 85	RK 20002 . . . . . 31
FE400410BC1CD . . . . . 7	FK 74010 . . . . . 37	MH 9148 . . . . . 85	RK 20022 . . . . . 31
FE400410SCOCD . . . . . 7	FL 3420 . . . . . 66	MH 9213 . . . . . 85	RK 24002 . . . . . 30
FE400412BCOCD . . . . . 7	FL 3460 . . . . . 66	MH 9226 . . . . . 85	RK 24003 . . . . . 30
FE404004XSOC D . . . . . 8	FL 3470 . . . . . 66	MH 9228 . . . . . 85	RK 24061 . . . . . 29
FE404005XSOC D . . . . . 8	FP 2312 . . . . . 82	MH 9229 . . . . . 85	RK 25008 . . . . . 31
FE404006XS0BX . . . . . 8	FR410108BC1CD . . . . . 10	MR 9111 . . . . . 88	RK 25017 . . . . . 31
FE404006XSOC D . . . . . 8	FR410408BC1CD . . . . . 10	MR 9112 . . . . . 88	RK 25024 . . . . . 30
FE404006XS1CD . . . . . 8	FR4132080CD . . . . . 9	MR 9114 . . . . . 88	RK 25030 . . . . . 30
FE404006XXOCD . . . . . 8	FS0001CS . . . . . 11	MR 9115* . . . . . 87	RK 42000 . . . . . 31
FE404007XSOC D . . . . . 8	FS0002CS . . . . . 11	MR 9116 . . . . . 88	<b>RK 45008 . . . . . 30</b>
FE404008XS0BX . . . . . 8	FS0003CS . . . . . 11	MR 9125 . . . . . 88	<b>RK 45030 . . . . . 30</b>
FE404008XSOC D . . . . . 8	FS0004PP . . . . . 11	MR 9126 . . . . . 88	RK 61061 . . . . . 28
FE404106SLOCD . . . . . 8	FS0005PP . . . . . 11	MR 9154 . . . . . 87	RK 61062 . . . . . 28
FE404106SL1CD . . . . . 8	FS0006PP . . . . . 11	MR 9155 . . . . . 87	RK 61063 . . . . . 28
FE404108SLOCD . . . . . 8	FS 3204 . . . . . 83	MR 9156 . . . . . 87	RK 61064 . . . . . 28
FE404108SL1CD . . . . . 8	FS 4000 . . . . . 83	MR 9157 . . . . . 87	RK 62000 . . . . . 30
FE404506BC0BX . . . . . 8	FS 4110 . . . . . 82	MR 9161 . . . . . 87	RK 62001 . . . . . 29
FE404508BC0BX . . . . . 8	FS 4120 . . . . . 82	MR 9162 . . . . . 87	RK 62060 . . . . . 30
FE404510BC0BX . . . . . 8	FS 4130 . . . . . 82	MR 9163 . . . . . 87	RK 62061 . . . . . 29
FE405504BC0BX . . . . . 6	FS 4310 . . . . . 83	MR 9168 . . . . . 87	RK 64002 . . . . . 29
FE405506BC0BX . . . . . 6	FS 4350 . . . . . 83	MR 9178 . . . . . 88	RK 64060 . . . . . 29
FE405506BCOCD . . . . . 6	GS 3750 . . . . . 59	MR 9179 . . . . . 88	RK 65001 . . . . . 31
FE405506BC1CD . . . . . 6	GS 3760 . . . . . 59	MR 9180 . . . . . 88	RK 65002 . . . . . 31
FE405506SCOCD . . . . . 6	GS 6750 . . . . . 59	<b>MR 9182 . . . . . 88</b>	RK 65021 . . . . . 31
FE405508BC0BX . . . . . 6	GT 3040 . . . . . 79	<b>MR 9185 . . . . . 88</b>	RK 65022 . . . . . 31
FE405508BCOCD . . . . . 6	GT 3050 . . . . . 79	<b>MR 9192 . . . . . 86</b>	RK 65061 . . . . . 31
FE405508BC1CD . . . . . 6	GT 3060 . . . . . 79	PD 20000 . . . . . 27	RK 66000 . . . . . 29
FE405508SCOCD . . . . . 6	GT 3070 . . . . . 79	PD 40000 . . . . . 27	RP 3230 . . . . . 55
FE405510BC0BX . . . . . 6	GT 3080 . . . . . 79	PD 40020 . . . . . 27	RS 4040 . . . . . 70
FE405510BCOCD . . . . . 6	GT 3090 . . . . . 79	PD 60000 . . . . . 27	RS 7041 . . . . . 69
FE405510BC1CD . . . . . 6	HF106108STOCD . . . . . 9	PF400314BC0BX . . . . . 8	RS 7060 . . . . . 70
FE405510SCOCD . . . . . 6	HS 3070 . . . . . 58	PM 40000 . . . . . 39	RS 7120 . . . . . 69
FE405512BC0BX . . . . . 6	HS 3244 . . . . . 58	PM 41000 . . . . . 39	RS 7130 . . . . . 69
FE405512BCOCD . . . . . 6	HS 3911 . . . . . 58	PM 42000 . . . . . 39	RS 7160 . . . . . 70
FE405514BC0BX . . . . . 6	HS 3950 . . . . . 57	PM 73020 . . . . . 39	RS 7245 . . . . . 69
FF408206CD . . . . . 10	<b>HS 4244 . . . . . 58</b>	PM 74020 . . . . . 39	RS 7255 . . . . . 69
FH 70000 . . . . . 33	<b>HS 4344 . . . . . 58</b>	PM 75020 . . . . . 39	RS 7265 . . . . . 69
FH 71000 . . . . . 33	HS 6920 . . . . . 57	PS 4040 . . . . . 70	RS 7395 . . . . . 69
FH 71002 . . . . . 33	HS 6930 . . . . . 57	PS 4050 . . . . . 70	RS 7500 . . . . . 69
FH 71003 . . . . . 33	HS 6960 . . . . . 57	PS 7020 . . . . . 70	SF 79000 . . . . . 16
FK 42000 . . . . . 37	HS 7140 . . . . . 56, 57	<b>PS 10010 . . . . . 26</b>	SF 80000 . . . . . 16
FK 42010 . . . . . 37	HT 69100 . . . . . 77	<b>PS 10020 . . . . . 26</b>	SF 80020 . . . . . 16
FK 44010 . . . . . 37	HT 69200 . . . . . 77	<b>PS 10025 . . . . . 26</b>	SH 10000 . . . . . 34
FK 70000 . . . . . 36	HT 69300 . . . . . 77	<b>PS 10030 . . . . . 26</b>	SH 15000 . . . . . 34
FK 70004 . . . . . 35	LR 3460 . . . . . 55	QS 7800 . . . . . 67, 68	SH 20000 . . . . . 33
FK 70010 . . . . . 36	MA 60041 . . . . . 71	QS 7900 . . . . . 67, 68	SH 22000 . . . . . 34
FK 71004 . . . . . 36	MA 60042 . . . . . 71	RC 4060 . . . . . 70	SH 42000 . . . . . 33
FK 71005 . . . . . 36	<b>MA 60051 . . . . . 70</b>	RK 10000 . . . . . 31	SH 60000 . . . . . 34

\*Tools not included

# Index

New Item in Bold

SH 60001 . . . . .	34	SS 62020 . . . . .	.17	ST 43003 . . . . .	38	WB 1006FF . . . . .	50
SH 60060 . . . . .	33	SS 62030 . . . . .	.17	ST 70020 . . . . .	38	WB 1010 . . . . .	50
SH 60061 . . . . .	34	SS 62100 . . . . .	.17	ST 70021 . . . . .	38	WB 2004 . . . . .	50
SH 61000 . . . . .	34	SS 62110 . . . . .	.17	ST 70022 . . . . .	38	WB 2006 . . . . .	50
SH 63000 . . . . .	34	SS 62120 . . . . .	.17	ST 70023 . . . . .	38	WB 2006FF . . . . .	50
SH 65000 . . . . .	34	SS 62130 . . . . .	.17	ST 70024 . . . . .	38	WB 2506K . . . . .	49
SL 3264 . . . . .	65	SS 64103 . . . . .	23	ST 70025 . . . . .	38	WB 2506KFF . . . . .	49
SL 4150 . . . . .	66	SS 64104 . . . . .	23	ST 73003 . . . . .	38	WB 2606K . . . . .	49
<b>SL 4364 . . . . .</b>	<b>65</b>	SS 64105 . . . . .	23	TP 3206 . . . . .	55, 73	WB 2606KFF . . . . .	49
<b>SL 4264 . . . . .</b>	<b>65</b>	SS 64106 . . . . .	23	<b>TP 3714 . . . . .</b>	<b>72</b>	WB 2706 . . . . .	49
SL 3264 . . . . .	63	SS 64123 . . . . .	23	TP 3811 . . . . .	73	WB 2806 . . . . .	48
SL 6500 . . . . .	64	SS 64124 . . . . .	23	TP 3841 . . . . .	73	WB 2806FF . . . . .	48
SL 7180 . . . . .	.61	SS 64125 . . . . .	23	<b>TP 4214 . . . . .</b>	<b>72</b>	WL 3351 . . . . .	66
<b>SL 7280 . . . . .</b>	<b>61</b>	SS 64126 . . . . .	23	TP 6830 . . . . .	72	WL 6310 . . . . .	64
SP 3099 . . . . .	86	SS 64223 . . . . .	23	TP 6850 . . . . .	73	<b>WL 6320 . . . . .</b>	<b>64</b>
SP 3100 . . . . .	86	SS 64224 . . . . .	23	TP 6870 . . . . .	72	WL 6330 . . . . .	64
SS 10000 . . . . .	20	SS 64225 . . . . .	23	TP 6881 . . . . .	.71	WL 6341 . . . . .	63
SS 11000 . . . . .	20	SS 64226 . . . . .	23	UT 20000 . . . . .	46	WL 6350 . . . . .	64
SS 25010 . . . . .	20	SS 64303 . . . . .	23	UT 21000 . . . . .	46	WL 6361 . . . . .	63
SS 26000 . . . . .	20	SS 64304 . . . . .	23	UT 24000 . . . . .	46	WL 6370 . . . . .	64
SS 26010 . . . . .	20	SS 64305 . . . . .	23	UT 47000 . . . . .	46	WL 6381 . . . . .	63
SS 26020 . . . . .	20	SS 64306 . . . . .	23	UT 60007 . . . . .	46	WL 6420 . . . . .	63
SS 26030 . . . . .	20	SS 64323 . . . . .	23	UT 60030 . . . . .	46	WL 6450 . . . . .	63
SS 27000 . . . . .	20	SS 64324 . . . . .	23	UT 60050 . . . . .	45	WL 6470 . . . . .	63
SS 27010 . . . . .	20	SS 64325 . . . . .	23	UT 60053 . . . . .	45	WL 6490 . . . . .	64
SS 27020 . . . . .	20	SS 64326 . . . . .	23	UT 60054 . . . . .	46		
SS 27030 . . . . .	20	SS 64333 . . . . .	23	UT 60055 . . . . .	45		
SS 28000 . . . . .	.21	SS 64334 . . . . .	23	UT 60057 . . . . .	45		
SS 28010 . . . . .	.21	SS 64335 . . . . .	23	UT 61000 . . . . .	43		
SS 28020 . . . . .	.21	SS 64336 . . . . .	23	UT 62050 . . . . .	43		
SS 28030 . . . . .	.21	SS 65000 . . . . .	.18	UT 62051 . . . . .	43		
SS 29000 . . . . .	.21	SS 65010 . . . . .	.18	UT 62052 . . . . .	43		
SS 29010 . . . . .	.21	SS 65020 . . . . .	.18	UT 62055 . . . . .	43		
SS 29020 . . . . .	.21	SS 65500 . . . . .	.18	UT 63050 . . . . .	44		
SS 29030 . . . . .	.21	SS 66000 . . . . .	.18	UT 64020 . . . . .	44		
SS 30020 . . . . .	.19	SS 66010 . . . . .	.18	UT 64050 . . . . .	44		
SS 30030 . . . . .	.19	SS 66020 . . . . .	.18	UT 65001 . . . . .	42		
SS 31020 . . . . .	.19	SS 68000 . . . . .	24	UT 65002 . . . . .	42		
SS 31030 . . . . .	.19	SS 68010 . . . . .	24	<b>UT 65010 . . . . .</b>	<b>42</b>		
SS 39000 . . . . .	.19	SS 68030 . . . . .	24	<b>UT 65020 . . . . .</b>	<b>42</b>		
SS 42001 . . . . .	25	SS 68231 . . . . .	24	<b>UT 65050 . . . . .</b>	<b>42</b>		
SS 42011 . . . . .	25	SS 68431 . . . . .	24	<b>UT 65040 . . . . .</b>	<b>42</b>		
SS 47000 . . . . .	.21	SS 68436 . . . . .	24	<b>UT 65030 . . . . .</b>	<b>42</b>		
SS 48248 . . . . .	25	SS 68440 . . . . .	24	UT 66004 . . . . .	44		
SS 49100 . . . . .	25	SS 69010 . . . . .	24	UT 66006 . . . . .	44		
SS 49234 . . . . .	25	ST 40001 . . . . .	38	UT 67001 . . . . .	45		
SS 60000 . . . . .	.16	ST 40004 . . . . .	38	UT 67002 . . . . .	45		
SS 60020 . . . . .	.16	ST 40006 . . . . .	38	UT 67003 . . . . .	45		
SS 61000 . . . . .	.16	ST 40010 . . . . .	38	UT 69000 . . . . .	43		
SS 61020 . . . . .	.16	ST 40012 . . . . .	38	UT 70000 . . . . .	46		
SS 62000 . . . . .	.17	ST 40016 . . . . .	38	UT 71000 . . . . .	46		
SS 62010 . . . . .	.17	ST 40020 . . . . .	38	WB 1006 . . . . .	50		





## CORONA® WARRANTY INFORMATION

Plant and prune the perfect garden. Turn sand, stone and cement into a picturesque patio. Sculpt an attractive, stable treescape. Sow and harvest fields' worth of wholesome fruits and vegetables. Whatever your vision, whatever your project, Corona® tools will help you get the job done season after season.

The life of a tool can vary depending on the frequency of use and the conditions under which it is used. For example, someone making thousands of cuts, digs, strikes or sweeps per day will wear out a tool long before an occasional, infrequent user. Any defects in materials or workmanship usually emerge early in the life of the tool.

Therefore, Corona® stands behind our promises with three product lines featuring distinct warranties that meet your specific needs.

### CORONA® MAX

Our best-in-class Corona® MAX tools are designed for professionals and passionate gardeners looking for maximum durability and lasting performance season after season.

#### Limited Lifetime Warranty

Corona® MAX tools are guaranteed to be free of defects in materials and workmanship for the life of the tool. If your Corona® MAX tool is found to be defective, it will be replaced or repaired free of charge when you return it with your proof of purchase.

### CORONA® RED

Corona® RED tools are designed for casual gardeners who want control and comfort, but not the maximum durability expectations designed and built into our Corona® MAX line of tools.

#### Limited Warranty

Corona® warrants RED tools to be free of defects in materials and workmanship. If your tool is found to be defective within ten (10) years from date of purchase, it will be replaced or repaired free of charge when you return it with your proof of purchase.

### Value Tools

Budget-friendly tools for performing basic tasks, Value tools are covered by a standard one-year limited manufacturer's warranty against defects in materials or workmanship.

If your Value tool is found to be defective within one (1) year from date of purchase, it will be replaced or repaired free of charge when you return it with your proof of purchase.

### WHAT'S NOT COVERED

Corona® is dependable and trustworthy, and we expect the same from our customers. We don't cover normal wear, lost or stripped parts, altered or modified products, or product damage due to misuse or abuse. Abuse is using a tool in a manner for which it was not designed.

### MAKING A WARRANTY CLAIM IN THE U.S.

To make a warranty claim in the United States, simply return the tool to where you bought it, or call Corona® directly for resolution at the number noted below.

### MAKING A WARRANTY CLAIM OUTSIDE THE U.S.

The warranties outlined above apply specifically to products purchased in the United States. If you purchased your product outside of the U.S., your local Corona® distributor's standard product warranty will apply.

Outside the U.S., warranty claims can be made by returning the tool to where you bought it within the relevant timeframe, along with its packaging and your proof of purchase.

### PRODUCT SUBSTITUTION

Corona will make an effort to either repair or replace any defective tool with one that is similar. If for any reason this is not possible, Corona® may choose to satisfy your claim by substituting a different product.

### GENUINE REPLACEMENT PARTS

All Corona® tools are built to last, but certain components will wear out after heavy or repeated use. That's why we offer genuine replacement parts for most MAX products. Visit [coronatoolsusa.com](http://coronatoolsusa.com) to see available replacement parts by item number, or contact the Corona® Customer Experience Team for more information at the number noted below.



**CORONA**

Corona Clipper, Inc.  
22440 Temescal Canyon Road  
Corona, CA 92883

Tel (951) 737-6515  
Toll Free (800) 847-7863  
Fax (951) 737-8657  
E-mail [sales@corona.bellota.com](mailto:sales@corona.bellota.com)

[coronatoolsusa.com](http://coronatoolsusa.com)



Connect with Corona Tools!

© Copyright 2015 Corona Clipper, Inc.

**Now Available!**



Corona app for  
iPhone, iPad & Android  
Need growing tips?  
Interested in planting &  
pruning techniques? The  
Corona app is the trusted  
resource you can rely on  
to help you accomplish  
all of your garden &  
landscape goals, season  
after season.



CC 9330 - 12-15 - 10,000