

CUSTOM COMPLETE

Product Catalog



Flooring Preparation & Installation Products



CUSTOM[®]

CUSTOM[®] Complete.

Everything you need in one place.

Custom Building Products is North America's leader in flooring preparation products and tile and stone installation systems for residential and commercial projects.

It's easy to say you're an industry leader, but we prove it every day with our integrated system of professional grade products, exceptional customer service and unequalled quality control. Since 1964, the best installers and dealers have made their reputations with our products.

Your success is our success.

Every day, the team at Custom Building Products works to meet and exceed your expectations for quality products, outstanding service and excellent value. Our customer support staff, technical services advisors, regional technical sales representatives, architectural consultants, territory managers and senior leadership stand ready to serve you at every step of the process from product selection through final installation. With the largest network of North American manufacturing and distribution sites in the industry, we can serve you like no other. Count on CUSTOM for all your flooring preparation and tile and stone installation product needs.

We lead the industry with product excellence.

We're recognized for innovations like EasyMat[®], Fusion Pro[®], MegaLite[®] and Aqua Mix[®]. Tile professionals can feel confident with product technology like CustomLite[®] and Controlled Cure[™] along with programs like Build Green[®] and the Emerald System[™]. Our award-winning, national architectural team supports designers and builders with system guides, specification assistance and an array of continuing education opportunities.

Don't Just Go Green. Go Emerald.

At CUSTOM, we build sustainability into everything we do.

More than 100 CUSTOM Build Green[®] products already contribute to LEED[®] certification with recycled content, regional manufacturing and low VOC emissions. And if you're looking to support environmental stewardship and ensure regulatory compliance, CUSTOM offers the Emerald System[™], a complete system of environmentally responsible products for surface preparation, tile setting and grouting.

emerald  system[™]



 CALGreen



Table of Contents

	Page
Surface Preparation Membranes and Underlayments, Backerboard, Self-Leveling Underlayments, Patching Compounds and Bedding Mortar	① PREP 4 - 9
Shower Installation Systems Shower Slopes, Waterproofing Solutions and Accessories	10 - 13
Setting Materials Latex Portland Cement Mortars, Rapid Setting Mortars, Chemical Resistant Mortars, Large Format Tile and Medium Bed Mortars, Additives and Adhesives	② SET 14 - 21
Grout Specialty Grout, Caulk, Colorant	③ GROUT 22 - 25
Care Products Aqua Mix® and TileLab® Care and Maintenance Products	26 - 30
Tools SuperiorBilt® Tools	31
Profiles and Transitions Edge Protection Profiles and Transitions, Carpet and Tuck Reducers, Movement Joint Profiles and Cove Shaped Profiles	32 - 35

Item codes shown are for USA. For Canadian item codes, consult your price list.

Lifetime System Warranty

We're so confident in our systems that we not only guarantee our products, but the entire tile installation.

We make the best products, so it's natural that we support them with the best warranty programs. CUSTOM provides product and system warranties – guaranteeing your installation for up to a lifetime – including labor and tile replacement. This is the most comprehensive lifetime warranty in the industry. It's the peace of mind design professionals and end users deserve. See complete program details on our website.



Look for this logo on eligible products.



Surface Preparation

1 PREP

To protect your reputation and reduce the potential for future problems, you need to create a solid, stable, smooth substrate for tiling. That's why CUSTOM offers you one source for a comprehensive product line that is formulated to meet the needs of virtually any job.

SpiderWeb® II Uncoupling Mat

SpiderWeb II is designed differently than bonded membranes, with a sacrificial layer of fleece-reinforced fabric that shears away, or uncouples, when exposed to excessive substrate movement. This absorbs stress and preserves the surface and integrity of the tile. SpiderWeb II's bonding layers have reinforced fleece which lock mortar into the mat, ensuring a strong, reliable installation.



RedGard® Waterproofing and Crack Prevention Membrane

RedGard dries fast and can be applied thinner at only 30 mils. Use one coat for crack prevention and two coats to waterproof floors and showers. RedGard is a ready-to-use elastomeric membrane for both commercial and residential tile and stone installations.



LevelQuik® RS Self-Leveling Underlayment

Level and prepare floors for the installation of tile with LevelQuik RS. This quick-setting underlayment can be applied up to 1-1/2" (3.8 cm) thick in one pour and seeks its own level in minutes. Formulated using Controlled Cure Technology®, LevelQuik RS helps eliminate installation problems such as bond failure, crumbling and staining of resilient flooring caused by the free moisture found in traditional underlayments.



FLOORING INSTALLATION SYSTEMS

CUSTOM's line of high performance flooring preparation products are designed to work with all types of floor coverings. Featuring low prep technology, they allow fast installation of carpet, wood, vinyl, laminate, tile, stone and more. The system includes self leveling, priming, moisture control and patching solutions.



See our comprehensive CUSTOM Flooring Installation Systems catalog.

Membranes and Underlayments

Crack Buster® Pro Crack Prevention Mat Underlayment

Crack Buster Pro is a self-bonding fabric and asphaltic 40 mil mat designed to reduce crack transmission in extra heavy duty commercial installations. Use as an anti-fracture membrane to bridge horizontal cracks up to 3/8" (9.5 mm) or as a crack isolation membrane.



ITEM CODE	SIZE
CBMP36	36" x 75' (.91 x 23 M) Roll

CUSTOM® 9240 Waterproofing and Anti-Fracture Membrane

Custom 9240 is a thin, load-bearing membrane designed for waterproofing tile and stone installations. A liquid applied polymer and a reinforcing fabric form a flexible, seamless waterproofing membrane that bonds to a wide variety of substrates and is superior for extra heavy-duty service installations.



- Meets IAPMO specifications for use as a shower pan liner

ITEM CODE	SIZE
C9240K	Kit consists of: 6 gallon (22.7 L) Pail of Part 1 Liquid Part 2 Fabric Carton containing: (1) 6" x 75' (15 cm x 22.85 M) Roll of Fabric (1) 36" x 100' (91.5 cm x 30.5 M) Roll of Fabric
C9240L	6 gallon (22.7 L) Pail
C9240F	(1) 6" x 75' (15 cm x 22.85 M) Roll of Fabric (1) 36" x 100' (91.5 cm x 30.5 M) Roll of Fabric

RedGard® Waterproofing and Crack Prevention Membrane

- Dries faster than typical competitive products
- Easy to use
- IAPMO rated as a shower pan liner with no fabric
- Approved for steam shower use
- Water and vapor proof
- Can be used with: Shower Bases (pre-assembled), ShowerSlopes and other Shower Installation System's accessories
- Meets ANSI A118.10, A118.12



ITEM CODE	SIZE
LQWAF1	1 gallon (3.78 L) Pail
LQWAF3	3.5 gallon (13.25 L) Pail

RedGard® Waterproofing Fabric Membrane

- Waterproof/vapor proof
- Easy to cut, hang, adjust
- Suitable for all tile types
- Installs over cement backerboard or gypsum wallboard
- For use with both modified and non-modified thin-sets
- Helps prepare showers and other wet areas for tiling
- Preprinted grid pattern makes cutting easy
- Meets ANSI A118.10



ITEM CODE	SIZE
RFM54	1m x 5m / 54 Sq Ft Roll
RFM323	1m x 30m /323 Sq Ft Roll

FractureFree™ Crack Prevention Membrane

Ready-to-use, elastomeric, crack prevention membrane developed for protecting tile floors from cracks due to minor surface movement. Provides crack prevention up to 1/8" over shrinkage and other non-structural control joints.



ITEM CODE	SIZE
FFM3	3.5 gallon (13.25 L) Pail

EasyMat® Tile & Stone Underlayment

Formulated with CustomLite® Technology.

EasyMat is fast and easy to install because it is up to 25 times lighter than 1/4" (6 mm) backerboard, cuts easily with a utility knife, doesn't require any nails or screws and comes in a peel & stick version. EasyMat offers a bonded crack prevention system for subfloor movement up to 1/4" (6 mm), plus high and credible impact sound reduction.

- Meets ANSI A118.13



ITEM CODE	SIZE	PEEL & STICK BACKING
SGL3	4' x 100' (1.2 M x 30.5 M) Roll	No
SGL3P	4' x 100' (1.2 M x 30.5 M) Roll	Yes
SGL5	4' x 75' (1.2 M x 22.9 M) Roll	No
SGL5P	4' x 75' (1.2 M x 22.9 M) Roll	Yes
SGL12	4' x 30' (1.2 M x 9.14 M) Roll	No
EM40-4	4' x 10' (1.2 M x 3 M) Roll	Yes

Peel & Stick Primer

Primer specially formulated to ensure the proper bond of peel & stick underlayments.

ITEM CODE	SIZE
PSAP1	1 gallon (3.78 L) Bottle



Innovation

CUSTOM leads the industry with continuous product innovations that enhance tile and stone installation. We develop product solutions that deliver efficiency, easy handling, performance, durability and value. Our SpiderWeb® II Uncoupling Mat, for example, offers not just crack suppression, but also a waterproof and vapor-proof barrier that can be installed over challenging substrates like green concrete.

Surface Preparation continued

SpiderWeb® II Uncoupling Mat

A waterproof, vapor-proof uncoupling membrane that can be used for crack-suppression in most tile, porcelain or natural stone installations, and can be applied over challenging substrates such as installation over green (young) concrete and single ply 19.2" (49 cm) supported wood floors.



ITEM CODE	SIZE
SWM254	39" x 16' 5" (1 M x 5 M) Roll
SWM2323R	39" x 98' 5" (1 M x 30 M) Roll

SpiderWeb® II Seam Tape

The fast and easy way to cover seams and changes of plane when installing the SpiderWeb II Uncoupling Mat to provide waterproofing and vapor barrier protection. Apply to smaller areas for full surface coverage to provide a durable protective layer under tile installations.

ITEM CODE	SIZE
SWST5	4.5" x 16.25' (125 mm x 5 M) Roll
SWST30	4.5" x 98.5' (125 mm x 30 M) Roll

Waterproofing and Anti-Fracture Mesh

Alkali-resistant fiberglass mesh used to reinforce corners, changes of plane, around drains and over minor substrate cracks. For use with waterproofing and anti-fracture membranes.

ITEM CODE	SIZE
WAFM	6" x 50 yard (15 cm x 45.7 M) Roll

Backerboard

WonderBoard® Lite Backerboard

WonderBoard Lite Backerboard is a cement backerboard for residential and commercial tile, stone, slate and thin brick applications.

WonderBoard Lite can be used on horizontal or vertical (11 mm / 7/16" only) applications such as walls, ceilings, floors, decks, countertops and vanities.

- Meets the performance standards of ANSI A118.9.



ITEM CODE	SIZE
GCB60	36" x 60" x 7/16" (91 cm x 153 cm x 11 mm)
FLB60	36" x 60" x 1/4" (91 cm x 153 cm x 6 mm)

Self-Leveling Underlayments

LevelLite® Self-Leveling Underlayment

Formulated with CustomLite® Technology LevelLite is 40% lighter than other self-leveling underlayments, making it easier to carry and pour. Seeks its own level in minutes. Excellent for installations where weight is a concern. Will not shrink or crack. Cures fast and develops high early and final strength for quick installations.



ITEM CODE	SIZE
LLSLU30	30 lb (13.6 kg) Bag

LevelQuik® RS Self-Leveling Underlayment

Formulated with Controlled Cure Technology™ Rapid Setting LevelQuik cures fast while developing high early strength. Apply from featheredge to 1-1/2" (3.8 cm) thick in just one pour.



ITEM CODE	SIZE
LQ50	50 lb (22.68 kg) Bag

LevelQuik® ES Self-Leveling Underlayment

Extended Setting formula is easy-to-use on projects requiring extended working time. Apply from featheredge to 1-1/2" (3.8 cm) thick.



ITEM CODE	SIZE
LQESL50	50 lb (22.68 kg) Bag

Primers

LevelQuik® Latex Primer

Prepares surface for application of LevelQuik underlayments while sealing porous surfaces and improving adhesion.

ITEM CODE	SIZE
CPQT	1 quart (.946 L) Bottle
CP1	1 gallon (3.78 L) Bottle

Multi-Surface Bonding Primer

Multi-Surface Bonding Primer (MBP) is a single-component, water-based primer engineered to deliver superior adhesion on a variety of substrates where proper bonding is difficult. Specially formulated with aggregates and polymers to promote mechanical adhesion on non-porous substrates.

ITEM CODE	SIZE
CMBP1	1 gallon (3.78 L) Pail
CCMBP3	3.5 gallon (13.25 L) Pail

Patching Compounds and Bedding Mortar

CustomFloat® Bedding Mortar

Lightweight, pre-blended mortar for use as a bedding or brown coat. Very low shrinkage with exceptional bond strength.

ITEM CODE	SIZE
CFT50	50 lb (22.68 kg) Bag

Patching Latex Additive

Increases adhesion and performance when skim coating or patching over hard-to-bond surfaces.

ITEM CODE	SIZE
LQLA1	1 gallon (3.78 Lkg) Bottle

Skim Coat & Patch Cement Underlayment

Fast-setting, polymer-modified compound that (when mixed with water), patches and levels concrete or plywood up to 1/2" (13 mm) thick prior to the installation of floor coverings. Mix with Patching Latex Additive for an ultra high-strength system.

ITEM CODE	SIZE
LQCSP25	25 lb (22.68 kg) Bag

SpeedFinish™ Patching & Finishing Compound

Formulated with Controlled Cure Technology™

A patching and finishing cement compound that provides a smooth finish prior to the installation of floor coverings. Install most floor coverings in as little as 15 minutes.


ITEM CODE	SIZE
SF10	10 lb (4.54 kg) Box

SimplePrep®

Pre-Mixed Floor Patch

Repairs holes and cracks in concrete and plywood floors prior to installing tile or other flooring. Smooths and fills minor dips and imperfections.

ITEM CODE	SIZE
FPQT	1 quart (.946 L) Pail
FP1	1 gallon (3.78 L) Pail



Technology

Our research and development team pioneers new technology and applications in chemistry to create products that are easy to use and perform beyond expectations. CUSTOM's advances in low prep self-leveling underlayments, CustomLite® lightweight technology, rapid setting additives, recycled content and elastomeric waterproofing membranes give tile contractors a competitive advantage.

MAT UNDERLAYMENTS		
PHYSICAL PROPERTIES	SPIDERWEB II MAT	CRACK BUSTER PRO 36"
Applicable ANSI Standards	N/A	A118.12
Systems Warranty	Up to 7 Years	Up to Lifetime
Thickness	2 mm	40 mils
Peel & Stick Available	N/A	Yes
Roll Dimensions	323 sq ft	36" x 75' (91.5 cm x 23 M)
Weight/Roll	33 lbs (15 kg)	65 lbs (29.5 kg)
Weight/Sq Ft (M ²)	.1 lbs (.045 kg)	.3 lbs (.14 kg)
Robinson Floor Test, ASTM C627	Heavy	Extra heavy duty
Thermal Resistance, ASTM C518 R Value	N/A	N/A
Bacterial and Fungus Resistance	No growth	No growth
ΔIIC	N/A	N/A

MAT UNDERLAYMENTS				
PHYSICAL PROPERTIES	EASYMAT 3 MM	EASYMAT 5 MM	EASYMAT 5 MM	EASYMAT 12 MM
Applicable ANSI Standards	A118.12/A118.3	A118.12/A118.3	A118.12/A118.3	A118.12/A118.3
Systems Warranty	Up to Lifetime	Up to Lifetime	Up to Lifetime	Up to Lifetime
Thickness	3 mm	5 mm	5 mm	12 mm
Peel & Stick Available	Yes	Yes	Yes	No
Roll Dimensions	4' x 100' (1.2 M x 30.5 M)	4' x 10' (1.2 M x 3.05 M)	4' x 75' (1.2 M x 22.9 M)	4' x 30' (1.2 M x 9.14 M)
Weight/Roll	21.3 lbs (9.6 kg)	3.3 lbs (1.5 kg)	25.4 lbs (11.5 kg)	25 lbs (11.3 kg)
Weight/Sq Ft (M ²)	<.1 lb (<.045 kg)	<.1 lb (<.045 kg)	<.1 lb (<.045 kg)	<.2 lb (<.09 kg)
Robinson Floor Test, ASTM C627	Light commercial	Light commercial	Light commercial	Residential
Thermal Resistance, ASTM C518 R Value	.4	.8	.8	1.8
Bacterial and Fungus Resistance	No growth	No growth	No growth	No growth
Flame Spread Smoke Development	Class A 15/55	Class A 15/55	Class A 15/55	Class A 15/55
ΔIIC	16	20	20	23

MEMBRANES		
PHYSICAL PROPERTIES	REDGARD (LIQUID)	CUSTOM 9240
Applicable ANSI Standards	ANSI A118.12/A118.10	ANSI A118.12/A118.10
Systems Warranty	Up to Lifetime	Up to Lifetime
ANSI A118.12/A118.10, Section #		
Fungus and Micro-Organism Resistance (4.2)	Passes	Passes
Seam Strength (4.2)	16 lbs/2 in width (7.3 kg/5 cm)	97lbs/in width (6.8 kg/2.5 cm)
Breaking Strength (4.3)	484 psi	2550 psi
Dimensional Stability (4.4)	0.05%	No change
Waterproofness (4.5)	Passes	Passes
Shear Strength		
12-week Dry Cure (5.6)	267 psi	305 psi
100-day Water Immersion (5.7)	89 psi	89 psi
% Elongation ASTM D-638		
21-day Dry Cure	562%	78%
7-day Dry Cure / 21-day Wet Cure	657%	N/A
Pot Life @ 70°F (21°C)	Indefinite	Indefinite
Initial Set, ASTM C191 @ 70°F (21°C)	1-1.5 hours	1.5-2 hours
IAPMO / Uniform Plumbing Code #4244		
Hydrostatic Pressure & Alkali Resistance	Passes	Passes
Waterproofness	Passes	Passes
FHA 4900-1-615-5, Section C & D	Compliant	Compliant
Cure Time Before Floor Covering Installation	1.5-2 hours or up to 12 hours	1.5-2 hours or up to 12 hours
Approximate Coverage Range	35-40 sq ft/gal @ 93 mils wet thickness (3.25-3.7 M ³ /3.78L)	Kit covers approximately 300 sq ft (27.8 M ²)

SELF-LEVELING UNDERLAYMENTS

PHYSICAL PROPERTIES	LEVELLITE	LEVELQUIK ES	LEVELQUIK RS
Applicable ANSI Standards	No national standard	No national standard	No national standard
Systems Warranty	Up to Lifetime	Up to Lifetime	Up to Lifetime
Compressive Strength, ASTM C109			
1-day Cure	2600 psi	2400 psi	2400 psi
28-day Cure	4600 psi	4000 psi	4400 psi
Flexural Strength, ASTM C109	1200 psi	900 psi	1100 psi
Pot Life @ 70°F (21°C)	30 minutes	45 minutes	30 minutes
Flow Time @ 70°F (21°C)	10 minutes	30 minutes	10 minutes
Initial Set, ASTM C109 @ 70°F (21°C)	75 minutes	2 hours	90 minutes
Final Set, ASTM C109 @ 70°F (21°C)	2 hours	3.5 hours	3.5 hours
Walkable Hardness	2-4 hours	Overnight	2-4 hours
Cure Time Before Floor Covering Installation	4 hours ceramic tile and stone floors 14 hours impervious floor coverings	18-24 hours 18-24 hours	4 hours ceramic tile 14 hours other floor coverings
Application Thickness	Featheredge to 2" (5 cm)	Featheredge to 1-1/2" (3.8 cm)	Featheredge to 1-1/2" (3.8 cm)
Approximate Coverage Range @1/8" (3 mm)	45 sq ft/30 lb bag (4.2 M/13.6 kg)	45 sq ft/30 lb bag (4.2 M/13.6 kg)	45 sq ft/30 lb bag (4.2 M/13.6 kg)
Robinson-Type Floor Tester, ASTM C627	Extra heavy rating	Extra heavy rating	Extra heavy rating

BACKERBOARD

PHYSICAL PROPERTIES	7/16" WONDERBOARD LITE (13 mm)	1/4" WONDERBOARD LITE (6 mm)
Applicable ANSI Standards	A118.9	A118.9
Systems Warranty	Lifetime	Up to Lifetime
Fastener Holding	>140 lb (>63 kg)	≥100 lbs (≥45 kg)
Flame Spread/Smoke Development Indices (NFPA)	0/0 Class A	0/0 Class A
Flexural Strength		
ASTM C947	>900 psi	≥1500 psi
ASTM C1185	N/A	N/A
Weight/Sq Ft (M)	3 lbs (1.4 kg)	2 lbs (.9 kg)
Linear Variation with Moisture Change	<.07%	.07%
Tensile Bond to Surface	>50 psi	>50 psi
Bacteria and Fungus Resistance	No growth	No growth

MUD BED AND PATCHING COMPOUNDS

PHYSICAL PROPERTIES	SKIM COAT & PATCH	SPEEDFINISH
Applicable ANSI Standards	No national standard	No national standard
Systems Warranty	1 Year	1 Year
Compressive Strength, ASTM C109 @ 28 Days	4600 psi	3200 psi
Flexural Strength, ASTM C109 @ 28 Days	800 psi	500 psi
Pot Life @ 70°F (21°C)	10 minutes	30 minutes
Initial Set, ASTM C109 @ 70°F (21°C)	20 minutes	15 minutes
Final Set, ASTM C109 @ 70°F (21°C)	35 minutes	30 minutes
Cure Time Before Floor Covering Installation	60-90 minutes	15-20 minutes Up to 16 hours for moisture sensitive flooring or adhesive
Application Thickness	Featheredge to 1/2" (13 cm)	Featheredge to 1/2" (13 cm)
Approximate Coverage Range @1/8" (3 mm)	25-27 sq ft/25 lb bag (2.3-2.5 M/11.34 kg)	30 sq ft/10 lb box (2.8 M/4.54 kg)

Shower Installation Systems

CUSTOM's comprehensive shower solutions include high-performance, waterproof components to ensure success. We start from the ground up with more durable slopes that are not only twice as strong as typical pre-fabricated shower substrates, but also fast and easy to install. When installed with qualifying thin-set mortars, the system is eligible for CUSTOM's Lifetime Warranty.

ShowerSlope™ and RedGard® Shower Base

Save time on shower installations. Select a ShowerSlope and waterproof with RedGard or use a factory assembled Shower Base Kit for the fastest installation.




RedGard® Shower Kit

This complete, fully warranted, fully waterproof kit provides a fast, easy and durable way to prepare a shower for tiling. The RedGard Shower Kit removes the guesswork. We've thought of everything.



Waterproofing Solutions

Choose your method of waterproofing. CUSTOM offers RedGard® Waterproofing Membrane (liquid) and RedGard Fabric Membrane systems to meet the needs of any project.



Accessories

Quality accessories like the RedGard® HardCurb™, RedGard Shower Niche and RedGard Shower Seat cut installation time and are pre-waterproofed for convenience.



For complete program details see our comprehensive Shower Installation Systems catalog.

Shower Slopes

ShowerSlope™

- Waterproof with RedGard® at time of installation
- Comes in nine standard sizes plus custom sizes, and can all be cut to fit up to 3" on any side in the field
- Add a HardCurb™ on one or more sides
- Left/Right or Center drain options
- Rectangular or Neo-Angle shapes



Standard Sizes:

ITEM CODE	SIZE
SS-3061-C-T1	30" x 61" Center Drain
SS-3061-LR-T1	30" x 61" Left-or-Right Drain
SS-3349-C-T1	33" x 49" Center Drain
SS-3337-C-T1	33" x 37" Center Drain
SS-3333-N-T1	33" x 33" Neo-Angle
SS-3661-C-T1	36" x 61" Center Drain
SS-3661-LR-T1	36" x 61" Left-or-Right Drain
SS-4549-C-T1	45" X 49" Center Drain
SS-4545-N-T1	45" X 45" Neo-Angle

Special order custom configuration sizes available.

WITH:



Shower Kit

RedGard® Shower Kit

The RedGard® Shower Kit contains all of the components needed for a fully waterproof shower system.



RedGard® Shower Kit Includes:

- 2-part epoxy coated ShowerSlope, pre-waterproofed with RedGard
- (2) RedGard HardCurbs pre-waterproofed, 4" x 4" x 36"
- (2) 1/2 gallon pouches of RedGard Liquid Waterproofing Membrane for walls and transitions
- (2) 10.1 oz. tubes of urethane sealant
- Drain Assembly - PVC drain fits standard 2" sewer line, square top polished stainless steel strainer
- (2) paint brushes
- Plastic putty knife for applying sealant
- (2) pairs of gloves
- Roll of waterproof kit assembly tape
- 24 oz. bucket of SpeedFinish™
- Instructional DVD and booklet (English/Español)

ITEM CODE	SIZE
SSK-3261-C-T1	32" x 61" (82.3 x 155 cm) center drain configuration
SSK-3261-LR-T1	32" x 61" (82.3 x 155 cm) left/right drain configuration
SSK-4549-C-T1	45" x 49" (114.3 x 124.5 cm) center drain configuration



Scan this QR code with your smartphone to be instantly connected to our website and installation videos.



Shower Installation Systems continued

Shower Base Kit

RedGard® Shower Base Kit

- Factory assembled with HardCurb™ and flanges attached to all sides
- RedGard® waterproofing applied at factory
- Fastest installation. Just drop in.
- Allows waterproofing with plastic sheeting behind cement backerboard



RedGard® Shower Base Kit Includes:

- 9' x 12' Plastic Sheeting Roll
- Drain Assembly – PVC drain fits standard 2" sewer line, square top strainer
- 10.1 oz. tube of urethane sealant
- 1 pair of gloves
- Instructional DVD and booklet

Standard Sizes:

ITEM CODE	SIZE
SB-3248-C-1C	32" x 48" Front Curb Center Drain
SB-3260-C-1C	32" x 60" Front Curb Center Drain
SB-3260-L-1C	32" x 60" Front Curb Left Drain
SB-3260-R-1C	32" x 60" Front Curb Right Drain
SB-3648-C-1C	36" x 48" Front Curb Center Drain
SB-3660-C-1C	36" x 60" Front Curb Center Drain
SB-3660-L-1C	36" x 60" Front Curb Left Drain
SB-3660-R-1C	36" x 60" Front Curb Right Drain
SB-3636-C-1C	36" x 36" Front Curb Center Drain
SB-4848-C-1C	48" x 48" Front Curb Center Drain
SB-3660-C-2CL	36" x 60" Left Corner Curbs Center Drain
SB-3660-R-2CL	36" x 60" Left Corner Curbs Right Drain
SB-3660-C-2CR	36" x 60" Right Corner Curbs Center Drain
SB-3660-L-2CR	36" x 60" Right Corner Curbs Left Drain
SB-4848-C-2CL	48" x 48" Left Corner Curbs Center Drain
SB-3636-N	36" x 36" Neo-Angle
SB-4242-N	42" x 42" Neo-Angle

Waterproofing

RedGard® Waterproofing and Crack Prevention Membrane

- Dries faster than typical competitive products
- Easy to use
- Meets ANSI A118.10, A118.12
- IAPMO rated as a shower pan liner with no fabric



ITEM CODE	SIZE
LQWAF1	1 gallon (3.78 L) Pail
LQWAF3	3.5 gallon (13.25 L) Pail

RedGard® Waterproofing Fabric Membrane

- Waterproof/vapor proof
- Easy to cut, hang, adjust
- Suitable for all tile types
- Installs over cement backerboard or gypsum wallboard
- For use with both modified and non-modified thin-sets
- Helps prepare showers and other wet areas for tiling
- Preprinted grid pattern makes cutting easy
- Meets ANSI A118.10



ITEM CODE	SIZE
RFM54	1m x 5m / 54 Sq Ft Roll
RFM323	1m x 30m /323 Sq Ft Roll

RedGard® Fabric Membrane Strip

- Waterproof/vapor proof
- For use in both horizontal and vertical tiling applications
- For transitions, seams and changes of plane



ITEM CODE	SIZE
RFMST5	5" x 16.5' (5 m length)
RFMST30	5" x 98.5' (30 m length)

Waterproofing Solutions

With

REDGARD®

When it comes to waterproofing, pros count on the RedGard family. Moisture proof, vapor proof, easy to install solutions for commercial and residential projects.




**RedGard®
Fabric Membrane
Mixer & Pipe Seal**



- Waterproof/vapor proof
- Seal plumbing protrusions

ITEM CODE	SIZE
CRFMMP	12" x 12" with 1.2" opening

**RedGard®
Fabric Membrane
Inside Corner Seal**



- Waterproof/vapor proof
- Acts as flashing on inside corners
- Pre-formed

ITEM CODE	SIZE
RFMIC	2" x 2" x 5"

**RedGard®
Fabric Membrane
Outside Corner Seal**



- Waterproof/vapor proof
- Acts as flashing on outside corners
- Pre-formed

ITEM CODE	SIZE
RFMOC	2" x 2" x 5"

**RedGard®
Fabric Membrane
Drain Gasket**



- Waterproof/vapor proof
- For use with standard 3-piece drain flange
- Acts as flashing between drain body and clamping ring
- Pre-formed to prevent gaps and to ensure a good seal

ITEM CODE	SIZE
RFMDG	9" diameter

Accessories

RedGard® HardCurb™



- Solid, EPS core won't allow leaking or swelling
- 1/2" top layer of PVCORE™, specifically designed for anchoring shower enclosure hardware
- Can be cut in the field to accommodate nearly any installation
- Compatible with all CUSTOM® Shower Installation Systems waterproofing methods

ITEM CODE	SIZE
RTT-36-HCR	4" x 4" x 36"

**RedGard®
Shower Seat**



- Fast and easy to install
- Attaches with thin-set mortar, no framing or screws necessary
- Compatible with all CUSTOM® Shower Installation Systems waterproofing methods

ITEM CODE	SIZE
RTT-1020-CSR	10" x 20" Tileable Leg Ledge
RTT-1820-CSR	18" x 20" Tileable Corner Seat
RTT-2320-CSR	23" x 20" Tileable Corner Seat
RTT-30-BSR	14" x 20" x 30" Tileable Bench Seat

**RedGard®
Shower Niche**



- Guaranteed not to leak
- Attaches directly to studs
- No framing necessary

ITEM CODE	SIZE
RTT-614-NR	6" x 14" Tileable Single Niche
RTT-114-NR	11" x 14" Tileable Single Niche
RTT-2214-NR	22" x 14" Tileable Single Niche w/Adjustable Shelf

Drain



- Square top strainer makes cutting tiles easy
- Adjustable strainer makes adapting for tile thickness easy

ITEM CODE	SIZE
42237	Tile Shower Drain w/Square Top & Stainless Strainer
42251	Tile Shower Drain w/Square Top & Brushed Nickel Strainer

Sealant

- Use polyurethane sealant with shower drain flanges and at other joints



ITEM CODE	SIZE
SSeal-Poly	10.1 oz. (310 ml) Tube ShowerSeal Sealant
RSC-10	10.1 oz. (310 ml) Cartridge CUSTOM® Sealant

Set Materials

② SET

Whether you're selling it, specifying it or spreading it, CUSTOM offers installation solutions to meet the most demanding requirements. We offer an extensive range of high-performance mortars for setting glass tile, large format tile, heavy stone and more. We have the right setting material for every job.

CUSTOM® Mortars Earn a Lifetime Warranty

CUSTOM is proud to back our premium mortars with a Lifetime Warranty System* when installed with qualifying prep and grout products. We are confident this is the best system, so we have the most comprehensive warranty in the industry, covering not only tile and materials – but also replacement labor. Look for the Lifetime Warranty logo on qualified products.



Medium Bed Mortars for Large Format Tile

As tile continues to get larger, installations call for medium bed mortars. CUSTOM's expanded array of large format tile mortars support the weight of tiles with dimensions greater than 15" on any side, as well as natural stone and thin tile panels.



*See the warranty section on our website for complete program details.



Emerald System™

The Emerald System addresses critical green building issues such as agency compliance, system warranties and greenhouse gas emissions. All products comply with the standards for leading green building agencies. When a project using Emerald System products is registered for a warranty, CUSTOM will purchase Carbon Credits to offset the amount of CO₂ created from the cement used in its products.

Latex Portland Cement Mortars

FlexBond® Fortified Thin-Set Mortar

A premium quality, polymer-modified mortar with exceptional flexibility and bond strength for tiling difficult surfaces, such as plywood, vinyl and laminates, and for hard-to-bond, nonporous tile, such as porcelain and glass.



ITEM CODE	SIZE	COLOR
FBG25	25 lb (11.34 kg) Bag	Gray
FBW25	25 lb (11.34 kg) Bag	White
FB50	50 lb (22.68 kg) Bag	Gray
FBW50	50 lb (22.68 kg) Bag	White

Glass Tile Premium Thin-Set Mortar

Offers the ultimate in bond strength for the most demanding installation requirements for larger format glass tile, mosaics and other difficult-to-bond tile and stone. Specifically formulated to provide a consistent bright white backdrop for clear, iridescent and translucent glass tile to accentuate its brilliance and beauty.



ITEM CODE	SIZE	COLOR
GTMW25	25 lb (11.34 kg) Bag	Gray

MegaFlex® Crack Prevention Mortar

The ultimate in flexibility and bond strength for the most demanding tile installations. Its unique blend of polymers enhance mortar transfer to the tile for unsurpassed bonds while isolating cracks up to 1/8" (3 mm). It even offers up to 20% more coverage than other thin-sets.



ITEM CODE	SIZE	COLOR
MFMG50	50 lb (22.68 kg) Bag	Gray
MFMW50	50 lb (22.68 kg) Bag	White

MegaLite® Crack Prevention Mortar

Formulated with CustomLite® Technology Offers the ultimate in bond strength for the most demanding installation requirements and the flexibility to withstand horizontal substrate movement up to 1/8" (3 mm). It's 40% lighter than other mortars, providing non-sag/non-slip installation on walls. A 30 lb (13.6 kg) bag covers the same area as a 50 lb (22.68 kg) bag of traditional mortar.



ITEM CODE	SIZE	COLOR
MLMG30	30 lb (13.6 kg) Bag	Gray
MLMW30	30 lb (13.6 kg) Bag	White

MultiSet Modified Thin-Set Mortar

MultiSet offers good bond strength for tile installations over most surfaces. Apply over concrete, cement backerboards and existing ceramic tile. Meets ANSI A118.4 without the need for additives. Meets ANSI A118.11 when Mortar Admix is added at the required mixing ratio.

ITEM CODE	SIZE	COLOR
MSMG50	50 lb (22.68 kg) Bag	Gray
MSMW50	50 lb (22.68 kg) Bag	White

Porcelain Tile Fortified Thin-Set Mortar

Designed specifically for superior bonding of porcelain tile to concrete surfaces, backerboards and self-leveling underlayments. Also great for glass and large modular tile installations.

ITEM CODE	SIZE	COLOR
PMG50	50 lb (22.68 kg) Bag	Gray
PMW50	50 lb (22.68 kg) Bag	White

VersaBond® Fortified Thin-Set Mortar

Polymer-modified VersaBond offers economy with good bond strengths for floor and wall tile installations. Cures fast, even in cold weather climates.

ITEM CODE	SIZE	COLOR
MTSG25	25 lb (11.34 kg) Bag	Gray
MTSG50	50 lb (22.68 kg) Bag	Gray
MTSW50	50 lb (22.68 kg) Bag	White

VersaBond Flex® Fortified Thin-Set Mortar

This high performance formula provides outstanding working characteristics while the high flexibility and bond strength deliver excellent performance over a wide variety of floor and wall installations. Excellent for setting porcelain and glass tile, with exceptional adhesion to plywood subfloors.

ITEM CODE	SIZE	COLOR
VBFG25	25 lb (11.34 kg) Bag	Gray
VBFW25	25 lb (11.34 kg) Bag	White
VBFG50	50 lb (22.68 kg) Bag	Gray
VBFW50	50 lb (22.68 kg) Bag	White

VersaSet® Fortified Thin-Set Mortar

VersaSet is a high performance modified thin-set mortar that delivers good bond strengths for basic tile and natural stone installations over most common types of surfaces. Meets ANSI A118.4 and A118.11 mixed with water. No need for additives.

ITEM CODE	SIZE	COLOR
VSG50	50 lb (22.68 kg) Bag	Gray
VSW50	50 lb (22.68 kg) Bag	White

Rapid Setting Mortars

Complete Contact™ RS (Rapid Setting) Fortified Mortar

Rapid setting, polymer-modified, full contact mortar can be used in thin-bed and medium-bed applications. Cures fast, developing high early strength for quick installations. Use for setting large modular tile and stone on floors.

ITEM CODE	SIZE	COLOR
CCRSG50*	50 lb (22.68 kg) Bag	Gray
CCRSW50*	50 lb (22.68 kg) Bag	White

*Indicates a special order item.

Set Materials continued

MegaLite® Rapid Setting Crack Prevention Mortar



Formulated with CustomLite® Technology

A premium one-part formula, MegaLite Rapid Setting offers the ultimate in high, fast bond strength and flexibility for time-critical commercial and residential installations under the most demanding requirements. Allows grouting in under three hours and traffic in four hours. Has the flexibility to withstand horizontal substrate movement up to 1/8" (3 mm) without transmitting cracks through the tile installation.

ITEM CODE	SIZE	COLOR
MLRSG30	30 lb (13.6 kg) Bag	Gray
MLRSW30	30 lb (13.6 kg) Bag	White

ProLite® Rapid Setting Large Format Tile & Stone Mortar

Formulated with CustomLite® Technology

Industry-leading ProLite Rapid Setting Tile & Stone Mortar is a lightweight, medium bed, rapid-setting mortar. Offers high performance and flexibility designed to obtain fast tenacious bond strength needed for fast track commercial or residential installations. Apply up to 3/4" (19 mm) thick on horizontal surfaces (after beat-in). Adjustments allowed, yet it will set quickly – allowing the grouting process to begin in under three hours with light traffic in four hours.

ITEM CODE	SIZE	COLOR
PLRSG30	30 lb (13.6 kg) Bag	Gray
PLRSW30	30 lb (13.6 kg) Bag	White

SpeedSet™ Fortified Thin-Set Mortar

Polymer-modified mortar for time-critical installations such as restaurants, malls and hotel lobbies. Excellent for cold temperature installations. Grout in two hours, allows traffic in six hours.

ITEM CODE	SIZE	COLOR
SDS25	25 lb (11.34 kg) Bag	Gray
SDSW25	25 lb (11.34 kg) Bag	White

Complete Contact™-LFT Rapid Setting Large Format Tile & Stone Mortar

See description under Large Format Tile Mortars and Medium Bed Mortars.

Chemical Resistant Mortar

EBM-Lite™ Epoxy Bonding Mortar – 100% Solids



Formulated with CustomLite® Technology

Three-component, water-washable mortar system for installations where exceptionally high chemical- and impact-resistance is required. EBM-Lite's unique formula produces a mortar with greater bond and compressive strengths and improved chemical and stain resistance. It is 30% lighter and contains recycled content, contributing to LEED certification.

ITEM CODE	SIZE	COLOR
EBML	Setting Unit Contains: Part A (2 gallon yield) – 68 fl oz (2 L) Bottle Part B – 32 fl oz (.9 L) Bottle, Part C – 14.4 lb (6.5 kg) Bag	White

Large Format Tile Mortars and Medium Bed Mortars

Complete Contact™-LFT Rapid Setting Large Format Tile & Stone Mortar

A polymer-modified, full contact medium bed mortar, specifically designed for floors, that has a rapid curing formula that allows grouting in as little as 2 hours and light foot traffic in 4 – 6 hours and commercial traffic in 24 hours. Excellent for large format tile and stone, Complete Contact-LFT Rapid Setting Mortar is suited for thin and medium bed applications up to 3/4" (19 mm).

ITEM CODE	SIZE	COLOR
CCLFTRSG50	50 lb (22.68 kg) Bag	Gray
CCLFTRSW50	50 lb (22.68 kg) Bag	White

Large Format Tile-LFT Fortified Medium Bed Mortar

Large Format Tile-LFT Mortar is a general purpose, economical, polymer-modified medium bed mortar for use with large format porcelain, ceramic and natural stone tile. With a non-slumping formula to eliminate lippage, Large Format Tile-LFT Mortar can be applied to 3/4" (19 mm) thick on horizontal applications.

ITEM CODE	SIZE	COLOR
LFTMG50	50 lb (22.68 kg) Bag	Gray
LFTMW50	50 lb (22.68 kg) Bag	White

Marble, Granite & Travertine Fortified Premium Medium Bed Mortar



Premium, polymer-modified mortar formulated for installing natural stone and large tile. Non-slumping formula eliminates lippage. Excellent sag and slip resistance, wall tiles are held in place immediately. Apply up to 3/4" (19 mm) thick on horizontal applications or use in thin-bed applications as thin as 1/8" (6 mm).

ITEM CODE	SIZE	COLOR
MGMM50	50 lb (22.68 kg) Bag	White

Medium Bed Mortar

Economy formula mortar for installing large tile or natural stone to floors and countertops. Can be applied up to 3/4" (19 mm) thick.

ITEM CODE	SIZE	COLOR
MGMMG50	50 lb (22.68 kg) Bag	Gray
MBMW50	50 lb (22.68 kg) Bag	White

ProLite® Large Format Tile & Stone Mortar

Formulated with CustomLite® Technology

Offers high flexibility and bond strength in a lightweight formula with excellent handling characteristics. Excellent for setting large format tile or stone, ProLite will not sag or slip on walls and offers non-slump performance for floor installations.

ITEM CODE	SIZE	COLOR
PLMG30	30 lb (13.6 kg) Bag	Gray
PLMW30	30 lb (13.6 kg) Bag	White

MegaLite® Crack Prevention Mortar

See description under Latex Portland Cement Mortars.

MegaLite® Rapid Setting Crack Prevention Mortar

See description under Rapid Setting Mortars.

ProLite® Rapid Setting Large Format Tile & Stone Mortar

See description under Rapid Setting Mortars.

Dry-Set Mortars and Additives

CustomBlend® Standard Thin-Set Mortar

Offers economy with good bond strength and is suitable for floor installations. Good for setting Saltillo and other clay pavers.

ITEM CODE	SIZE	COLOR
CBTSG50	50 lb (22.68 kg) Bag	Gray
CBTSW50	50 lb (22.68 kg) Bag	White

Uncoupling Mat Mortar

Uncoupling Mat Mortar is an unmodified, all-purpose thin-set for uncoupling systems. Adheres to most surfaces and types of tile.

ITEM CODE	SIZE	COLOR
UMMG50	50 lb (22.68 kg) Bag	Gray
UMMW50	50 lb (22.68 kg) Bag	White

Mortar Admix

A liquid polymer to be used in place of water to increase performance of Uncoupling Mat Mortar and CustomBlend non-polymer modified grouts or Portland cement mortar mixes. It adds water resistance and improves shock absorption.

ITEM CODE	SIZE
AMA2	2.5 gal (9.46 L) Bottle

CustomFlex® Ultra-Strength Thin-Set Additive

An advanced latex additive that substantially increases bond strength and flexibility when combined with CustomBlend Standard Thin-Set Mortar or MultiSet Modified Thin-Set Mortar.

ITEM CODE	SIZE
CF5*	5 gallon (18.93 L) Pail

SimpleSet®

Pre-Mixed Thin-Set Mortar

This no-mix, no-mess alternative to traditional thin-set mortars spreads quickly and easily. Bonds ceramic tile up to 18" x 18" (45 x 45 cm).

ITEM CODE	SIZE	COLOR
CTSGQT	1 quart (.946 L) Pail	Gray
CTSG1-2	1 gallon (3.78 L) Pail	Gray
CTSG3	3.5 gallon (13.25 L) Pail	Gray
STSW1-2	1 gallon (3.78 L) Pail	White
STSW3	3.5 gallon (13.25 L) Pail	White

Ceramic Tile Adhesives

AcrylPro® Ceramic Tile Adhesive

AcrylPro spreads quickly and easily, and offers extended open times for adjusting tile. It also provides higher bond strength required for 12" x 12" (30 x 30 cm) ceramic floor tile installations and exceptional durability in wet areas.

ITEM CODE	SIZE	COLOR
ARL4000QT	1 quart (.946 L) Pail	White
ARL40001	1 gallon (3.78 L) Pail	White
ARL40003	3.5 gallon (13.25 L) Pail	White

OmniGrip® Maximum Strength Adhesive Formulated with CustomLite® Technology

Formulated with more solids and less water, OmniGrip shrinks up to 33% less than traditional tile adhesives to ensure maximum coverage and superior bonds. This high polymer formula remains flexible, so it works in a wide variety of installations. It weighs 25% less than traditional adhesives making it easier to spread and carry.

ITEM CODE	SIZE	COLOR
OGA1-2	1 gallon (3.78 L) Pail	White
OGA3	3.5 gallon (13.25 L) Pail	White

ReliaBond® Ceramic Tile Adhesive

All-purpose professional adhesive formulated for wall, floor and countertop installations of ceramic and stone tile. Spreads easily and resists slipping on vertical applications.

ITEM CODE	SIZE	COLOR
RBM3	3.5 gallon (13.25 L) Pail	White

ReliaBond® ES (Extended Setting) Ceramic Tile Adhesive

ReliaBond ES offers extended open and adjustment times for installations in dry climates and temperatures over 90°F (32°C).

ITEM CODE	SIZE	COLOR
RBM3ES	3.5 gallon (13.25 L) Pail	White

T1-60™ Wall & Floor Tile Adhesive

Commercial-grade adhesive forms durable bonds on ceramic wall, floor and countertop installations. High tack, quick grab.

ITEM CODE	SIZE	COLOR
T1603	3.5 gallon (13.25 L) Pail	White

*Indicates a special order item.

Set Materials Guide

■ Highest Performance ▲ Highly Recommended ○ Recommended

SUBSTRATE	APPLICATION	TILE TYPE	Glass Tile Premium	FlexBond	MegaFlex	Megalite	MultiSet ¹	Porcelain Tile	VersaBond	VersaBond Flex	RAPID SETTING MORTARS			CHEMICAL RESISTANT MORTAR	LARGE FORMAT TILE MORTARS	MEDIUM BED MORTARS			
											Complete Contact-LFT RS	Megalite Rapid Setting	ProLite Rapid Setting	SpeedSet	EBM-Lite Epoxy Bonding Mortar	Large Format-LFT	ProLite	Marble, Granite & Travertine	Medium Bed ¹
FLOORS AND COUNTERTOPS	Residential to commercial: WonderBoard Lite Backerboard Concrete Mortar Bed Masonry	Interior/Exterior Wet and Dry Areas (Not exposed to freeze/thaw conditions)	1 Non-Vitreous, Semi-Vitreous & Vitreous Including Quarry	■	■	■	○	▲	○	▲	▲	■	▲	▲	▲	○			
			2 Impervious Porcelain	■	■	■	○	■	○	▲	■	■	▲	▲	■	▲	▲	○	
			3 Glass	■	▲	■								■	▲		■		
			4 Marble, Natural Stone	■	■	■	○	▲	○	▲	■	■	■	○		▲	■	▲	■
			5 Large Format Tile		▲	■	■		▲					■	■	■	▲	■	▲
			6 Green & Black Marble & Granite, Cement Tile												■				
	Cutback Adhesive Over Concrete	Exterior Wet and Dry Areas (Including freeze/thaw conditions)	Non-Vitreous, Semi-Vitreous & Vitreous Including Quarry	■	■	■	○	▲	○	▲	▲	■	▲	▲	▲	▲	▲	▲	
			Impervious Porcelain	■	■	■	○	■	○	▲	■	■	■	▲	▲	▲	▲	○	
			Glass	■										■	■		■	▲	
			Marble, Natural Stone	■	■	■	○	▲	○	▲	■	■	■	○	▲	■	■	■	▲
	Residential to light commercial: Exterior Grade Plywood Non-Cushioned Sheet Vinyl Existing Ceramic Tile Laminated Countertops	Interior Wet and Dry Areas	Non-Vitreous, Semi-Vitreous & Vitreous Including Quarry	■	■	■	○	○	○	▲	▲	■	▲	○	■	○	▲	○	
			Impervious Porcelain	■	■	■	○	▲	○	▲	■	■	■	▲	○	■	○	▲	○
			Glass	▲	■	■				▲			■	▲		■	▲		
			Marble, Natural Stone	■	■	■	○	○	○	▲	■	■	■	▲	○	■	■	■	▲
			Large Format Tile	▲	■	■		▲					■	■	▲	▲	■	■	▲
			Green & Black Marble & Granite, Cement Tile												■				

WALLS	Gypsum Wallboard Greenboard Cement Plaster	Interior Dry to Intermittent Water Exposure	Non-Vitreous, Semi-Vitreous & Vitreous Including Quarry	■	■	■	○	▲	○	▲	■	■	▲	○	■	■	▲	■	▲		
			Impervious Porcelain	■	■	■	○	■	○	▲	■	■	■	▲	▲	▲	▲	▲	▲	▲	
			Glass	■	▲	■	■							■	▲		■	▲			
			Marble, Natural Stone	■	■	■	○	▲		▲	■	■	■	○	▲	■	■	■	■		
			Large Format Tile	■	■	■		▲					■	■	■	▲	■	■	■		
			Green & Black Marble & Granite, Cement Tile												■						
	Residential to Commercial: WonderBoard Lite Backerboard Concrete Mortar Bed Masonry	Interior/Exterior Wet and Dry Areas (Not exposed to freeze/thaw conditions)	Non-Vitreous, Semi-Vitreous & Vitreous Including Quarry	■	■	■	○	▲	○	▲	▲	■	▲	▲	▲	▲	▲	▲	▲		
			Impervious Porcelain	■	■	■	○	■	○	▲	■	■	■	▲	▲	▲	▲	▲	▲	▲	
			Glass	▲	■	■								■	▲		■	▲			
			Marble, Natural Stone	■	■	■	○	▲		▲	■	■	■	○	▲	■	■	■	■		
			Large Format Tile	■	■	■		▲					■	■	■	▲	■	■	■		
		Green & Black Marble & Granite, Cement Tile													■						
			Exterior Wet and Dry Areas (Including freeze/thaw conditions)	Non-Vitreous, Semi-Vitreous & Vitreous Including Quarry	■	■	■	○	▲	○	▲	▲	■	▲	▲	▲	▲	▲	▲	▲	
				Impervious Porcelain	■	■	■	○	■	○	▲	■	■	■	▲	▲	▲	▲	▲	▲	▲
				Glass	■	▲	■	■							■	▲		■	▲		
				Marble, Natural Stone	■	■	■	○	▲		▲	■	■	■	○	▲	■	■	■	■	
Large Format Tile	▲	■		■		▲					■	■	■	▲	■	■	■				
Existing Ceramic Tile	Interior Wet and Dry Areas	Tile Type 1, 2, 4	▲	■	■	○	▲	○	▲	■	▲	○	▲	▲	■	▲	▲				
		Green & Black Marble & Granite, Cement Tile												■							

¹ Mix with Mortar Admix when used over plywood.

LATEX PORTLAND CEMENT MORTARS				
PHYSICAL PROPERTIES	FLEXBOND	GLASS TILE PREMIUM	MEGAFLEX	MEGALITE
Applicable ANSI Standards	A118.15/118.11	A118.4/118.11	A118.15E/118.11	A118.15TE/118.11
Systems Warranty	Up to Lifetime	Up to Lifetime	Up to Lifetime	Up to Lifetime
Shear Bond Strength @ 28 days:				
Bisque Tile	600-700 psi	N/A	700-800 psi	725-850 psi
Porcelain Tile	400-500 psi	400-500 psi	625-700 psi	650-725 psi
Quarry Tile to Plywood	300-350 psi	200-300 psi	300-375 psi	350-425 psi
Pot Life	4 hours	4 hours	4 hours	4 hours
Open Time	65-70 minutes	30 minutes	100-120 minutes	100-120 minutes
Adjustment Time	45-50 minutes	50-70 minutes	45-50 minutes	50-70 minutes
Approximate Coverage Range 1/4" x 1/4" x 1/4" (6 x 6 x 6 mm) square-notch trowel	90-100 sq ft/50 lb bag (8.4-9.3 M/22.68 kg)	50-55 sq ft/25 lb bag (4.6-5.1 M/11.34 kg)	100-110 sq ft/50 lb bag (9.3-10.2 M/22.68 kg)	100-110 sq ft/30 lb bag (9.3-10.2 M/13.6 kg)
Color(s)	White & Gray	White	White & Gray	White & Gray

LATEX PORTLAND CEMENT MORTARS					
PHYSICAL PROPERTIES	MULTISET	PORCELAIN TILE	VERSABOND	VERSABOND FLEX	VERSASET
Applicable ANSI Standards	A118.4/118.11	A118.4/118.11	A118.4/118.11	A118.4/118.11	A118.4/118.11
Systems Warranty		Up to 15 Year	Up to 10 Year	Up to 15 Year	
Shear Bond Strength @ 28 days:					
Bisque Tile	275-325 psi	500-600 psi	450-550 psi	500-600 psi	400-500 psi
Porcelain Tile	200-275 psi	400-500 psi	300-400 psi	350-450 psi	225-350 psi
Quarry Tile to Plywood	N/A	200-300 psi	150-250 psi	200-300 psi	150-175 psi
Pot Life	2 hours	2 hours	4 hours	4 hours	3 hours
Open Time	50-55 minutes	50 minutes	50-55 minutes	55-60 minutes	> 45 minutes
Adjustment Time	30-35 minutes	30-35 minutes	30-35 minutes	35-40 minutes	> 20 minutes
Approximate Coverage Range 1/4" x 1/4" x 1/4" (6 x 6 x 6 mm) square-notch trowel	85-90 sq ft/50 lb bag (7.9-8.4 M/22.68 kg)	90-100 sq ft/50 lb bag (8.4-9.3 M/22.68 kg)	90-100 sq ft/50 lb bag (8.4-9.3 M/22.68 kg)	90-100 sq ft/50 lb bag (8.4-9.3 M/22.68 kg)	85-90 sq ft/50 lb bag (7.9-8.4 M/22.68 kg)
Color(s)	White & Gray	White & Gray	White & Gray	White & Gray	White & Gray

RAPID SETTING MORTARS				
PHYSICAL PROPERTIES	COMPLETE CONTACT-LFT RS	MEGALITE RAPID SETTING	PROLITE RAPID SETTING	SPEEDSET
Applicable ANSI Standards	A118.15F/118.11	A118.15F/118.11	A118.15F/118.11	A118.4F/118.11
Systems Warranty	Up to 15 Year	Up to Lifetime	Up to 15 Year	Up to 15 Year
Shear Bond Strength @ 28 days:				
Bisque Tile	450-500 psi	725-850 psi	550-650 psi	425-500 psi
Porcelain Tile	400-475 psi	650-725 psi	400-475 psi	300-400 psi
Quarry Tile to Plywood	225-300 psi	350-425 psi	225-300 psi	150-250 psi
Pot Life	40-60 minutes	40-60 minutes	40-60 minutes	30 minutes
Open Time	15-20 minutes	> 20 minutes	> 40 minutes	20 minutes
Adjustment Time	30 minutes	> 20 minutes	> 20 minutes	20 minutes
Approximate Coverage Range 1/4" x 1/4" x 1/4" (6 x 6 x 6 mm) square-notch trowel	80-90 sq ft/50 lb bag (7.4-8.4 M/22.68 kg)	100-110 sq ft/30 lb bag (9.3-10.2 M/13.6 kg)	90-100 sq ft/30 lb bag (8.4-9.3 M/13.6 kg)	45-50 sq ft/25 lb bag (4.2-4.6 M/11.34 kg)
Color(s)	White & Gray	White & Gray	White & Gray	White & Gray

CHEMICAL RESISTANT MORTAR	
PHYSICAL PROPERTIES	EBM-LITE BONDING MORTAR
Applicable ANSI Standards	A118.3
Systems Warranty	Up to Lifetime
Shear Bond Strength @ 28 days:	
Bisque Tile	N/A
Porcelain Tile	> 1000 psi
Quarry Tile to Plywood	> 1000 psi
Pot Life	> 1 hour
Open Time	45 minutes
Initial Set	3 hours
Final Set	9 hours
Approximate Coverage Range 1/2" x 1/2" x 1/4" (13 x 13 x 6 mm) square-notch trowel	50-55 sq ft/1-3/4 gallon unit (4.6-5.1 M/6.6 L)
Color(s)	White

LARGE FORMAT TILE MORTARS			
PHYSICAL PROPERTIES	COMPLETE CONTACT-LFT RS	LARGE FORMAT TILE-LFT	PROLITE
Applicable ANSI Standards	A118.15F/118.11	A118.4T/118.11	A118.15T/118.11
Systems Warranty	Up to 15 Year	Up to 15 Year	Up to 15 Year
Shear Bond Strength @ 28 days:			
Bisque Tile	400-500 psi	500-600 psi	300-375 psi
Porcelain Tile	300-400 psi	325-450 psi	225-275 psi
Quarry Tile to Plywood	150-200 psi	175-250 psi	N/A
Pot Life	40-60 minutes	2 hours	2 hours
Open Time	15-20 minutes	> 50 minutes	60 minutes
Adjustment Time	30 minutes	> 30 minutes	40 minutes
Approximate Coverage Range 1/2" x 1/2" x 1/4" (13 x 13 x 6 mm) square-notch trowel	45-50 sq ft/50 lb bag (4.2-4.6 M/22.68 kg)	45-50 sq ft/50 lb bag (4.2-4.6 M/22.68 kg)	43-48 sq ft/50 lb bag (4.0-4.5 M/22.68 kg)
Color(s)	White	White & Gray	White & Gray

MEDIUM BED MORTARS		
PHYSICAL PROPERTIES	MARBLE, GRANITE & TRAVERTINE	MEDIUM BED
Applicable ANSI Standards	A118.4/118.11	A118.4
Systems Warranty	Up to Lifetime	
Shear Bond Strength @ 28 days:		
Bisque Tile	400-500 psi	300-375 psi
Porcelain Tile	300-400 psi	225-275 psi
Quarry Tile to Plywood	150-200 psi	N/A
Pot Life	4 hours	2 hours
Open Time	65-70 minutes	60 minutes
Adjustment Time	50-55 minutes	35 minutes
Approximate Coverage Range 1/2" x 1/2" x 1/4" (13 x 13 x 6 mm) square-notch trowel	45-50 sq ft/50 lb bag (3.7-4.6 M/22.68 kg)	43-48 sq ft/50 lb bag (4.0-4.5 M/22.68 kg)
Color(s)	White	White & Gray

DRY SET MORTARS			
PHYSICAL PROPERTIES	CUSTOMBLEND	PHYSICAL PROPERTIES	UNCOUPLING MAT MORTAR
Applicable ANSI Standards	A118.4/118.11	Applicable ANSI Standards	A118.4
Shear Bond Strength @ 28 days Mixed With Water:		Shear Bond Strength @ 28 days Mixed With Water:	
Bisque Tile	225-300 psi	Bisque Tile	250-325 psi
Porcelain Tile	150-225 psi	Porcelain Tile	200-250 psi
Quarry Tile to Plywood	N/A	Quarry Tile to Plywood	N/A
Shear Bond Strength @ 28 days Mixed With Mortar Admix:		Shear Bond Strength @ 28 days Mixed With Mortar Admix:	
Bisque Tile	300-400 psi	Bisque Tile	300-400 psi
Porcelain Tile	200-300 psi	Porcelain Tile	250-350 psi
Quarry Tile to Plywood	150-200 psi	Quarry Tile to Plywood	150-200 psi
Pot Life		Pot Life	90 minutes
Open Time	55 minutes	Open Time	60-65 minutes
Adjustment Time	40-45 minutes	Adjustment Time	50-60 minutes
Approximate Coverage Range 1/4" x 1/4" x 1/4" (6 x 6 x 6 mm) square-notch trowel	85-90 sq ft/50 lb bag (7.9-8.4 M/22.68 kg)	Approximate Coverage Range Mat to Subsurface 1/4" x 3/16" (6 x 5 mm) V-notch trowel	150-200 sq ft/50 lb bag (18-19 M/22.68 kg)
		Approximate Coverage Range over Schluter-Ditra Uncoupling Membrane to Install Tile 1/4" x 3/8" x 1/4" (6 x 9.5 x 6 mm) square-notch trowel	40-50 sq ft/50 lb bag (3.7-4.6 M/22.68 kg)
Color(s)	White & Gray	Color(s)	White & Gray

Adhesives Guide

		ULTIMATE	PRO FORMULA		COMMERCIAL GRADE	
		OMNIGRIP	ACRYLPRO	RELIABOND RELIABOND ES	T1-60	
SUBSTRATES	Exterior Use	Walls - covered areas	■			
	Floors	Concrete	■	▲	▲	○
		Backerboards	■	▲	▲	○
		Plywood	■	▲	▲	○
		Resilient flooring	■	○	○	
		Existing ceramic tile	■	○	○	
	Walls	Concrete	■	▲	▲	○
		Backerboards	■	▲	▲	○
		Drywall, Greenboard	■	▲	▲	▲
		Plaster	■	▲	▲	▲
		Masonry	■	▲	▲	○
	Countertops	Existing ceramic tile	■	○	○	○
		Backerboards	■	▲	▲	○
		Plywood	■	▲	▲	○
		Plastic laminate	■	○	○	○

TILE TYPES	Tile	Floors	UP TO 16" x 16" (40 x 40 cm)	UP TO 12" x 12" (30 x 30 cm)	UP TO 8" x 8" (20 x 20 cm)	UP TO 8" x 8" (20 x 20 cm)
		Ceramic mosaics	■	▲	▲	▲
		Wall tile	■	▲	▲	▲
		Flat back ceramic	■	▲	▲	▲
		Quarry	■	○	○	○
		Pavers	■	○	○	○
		Gauged slate	■	▲	▲	○
		Vitreous tile	■	▲	▲	○
		Lugged or button backs ¹	■	○	○	○
		Porcelain, Glass mosaics ²	■	▲	▲	○
	Marble Tile ³	Walls	■	▲	▲	
		Floors	UP TO 12" x 12" (30 x 30 cm)			

¹ Wall applications only.

² Do not set transparent glass tile.

³ Do not set moisture sensitive stone, resin backed, light colored or translucent marble.

■ Highest Performance ▲ Highly Recommended ○ Recommended

CERAMIC TILE ADHESIVES

	ULTIMATE	PRO FORMULA		COMMERCIAL
PHYSICAL PROPERTIES	OMNIGRIP	ACRYLPRO	RELIABOND	RELIABOND ES T1-60
Applicable ANSI Standards	A136.1 Type I	A136.1 Type I	A136.1 Type I	A136.1 Type I
Systems Warranty	15 Year	1 Year	1 Year	1 Year
Adjustment Time	>60 min	45 min	45 min	60 min
Open Time	>60 min	75 min	60 min	60 min
Shear Bond Strength: Type 1 Water Immersion	Exceeds	Passes	Passes	Passes
Freeze/Thaw	Stable	Stable	Stable	Stable
Stain Test	Passes	Passes	Passes	Passes
Impact Test	Passes	Passes	Passes	Passes
Heat Resistance	Passes	Passes	Passes	Passes
3.5 gal (13.2 L) Pail Weight	31 lbs (14.1 kg)	53 lbs (24 kg)	45 lbs (20.4 kg)	45 lbs (20.4 kg)
Approximate Coverage Range per Gallon (3.78 L) 3/16" x 5/32" (5 x 4 mm) V-notch Trowel	40-60 sq ft (3.7 - 5.6 M ²)	40-60 sq ft (3.7 - 5.6 M ²)	40-60 sq ft (3.7 - 5.6 M ²)	40-60 sq ft (3.7 - 5.6 M ²)

Grouts

3 GROUT

With grout, your customers look for rock-solid durability, consistency and a large color palette. That's what CUSTOM delivers. From high-end to high-traffic environments, CUSTOM's Grout Solutions are easy to work with yet deliver hard, durable joints.

Fusion Pro® Single Component® Grout

Fusion Pro is a ready-to-use, patent pending breakthrough in grout technology. Its superior stain resistance and color consistency exceeds that of many epoxy grouts, while its easy handling and cleanability compares to cementitious grouts. Commercial grade Fusion Pro is durable, crack resistant and approved for interior and exterior applications. Choose from 24 colors.



CEG Grouts

CEG-Lite™ is a lightweight, 2-part, 100% solids epoxy that delivers high stain and chemical resistance combined with superior handling characteristics and versatility. For demanding projects, choose CEG-IG™, an industrial grade, water cleanable, 100% solids epoxy grout that has high chemical, stain and temperature resistance. Available in 27 colors.



Prism® Color Consistent Grout

With its unique formula, Prism offers consistent color without shading – regardless of tile type, temperature or humidity. No efflorescence and made with recycled materials, this cementitious grout has an extended shelf life and is available in 24 colors.



Polyblend® America's #1 Grout

Tile pros count on Polyblend for consistent performance. This polymer-modified grout family, formulated for durability, produces hard, dense joints that resist shrinking, cracking and wear. Sanded and non-sanded formulations are available in 48 colors.



See page 24 - 25 for available colors and sizes.

Specialty Grout

Fusion Pro® Single Component® Grout

Fusion Pro® is a professional grade grout that features unsurpassed stain resistance with no sealing required. Its Single Component formula is ready to use, color consistent and easy to spread and clean. Fusion Pro can be used in commercial and residential environments, interiors and exteriors, and on walls and floors. Its patented formulation can be used on all tiles and has built-in Microban® antimicrobial product protection.



CEG-Lite™ 100% Solids Commercial Epoxy Grout

CEG-Lite™ 100% Solids Commercial Epoxy Grout provides stain resistance with a fast cure time for a quick return to service. Its lightweight formula makes it easier to spread than typical epoxy grouts and is water-cleanable. CEG-Lite exceeds ANSI A118.3 performance requirements, is suitable for use on vertical joints without an additive, and can also be used as a mortar. Its two-component formula combines a Part A pigmented hardener with a Part B consisting of resins and lightweight aggregates.



ITEM CODE	SIZE	COLOR
LWCEGB1-EA	9.5 lb (4.3 kg) Pail	See CEG Part A, Page 25
LWCEGB2	19 .4 lb (8.8 kg) Pail	See CEG Part A, Page 25

CEG-IG™ Industrial Grade 100% Solids Epoxy Grout

CEG-IG is an industrial grade, water cleanable, 100% solids epoxy grout that has high chemical, temperature and stain resistance. It is formulated for harsh environments such as commercial kitchens and food processing facilities. CEG-IG is a two component epoxy system that combines a pigmented hardener with epoxy resins and recycled aggregates to fill joint widths from 1/16" to 1/2" (1.6-13 mm) and won't shrink or sag. With its fast cure time, CEG-IG provides a quick return to service.



ITEM CODE	SIZE	COLOR
CEGIGB2	27.7 lb (12.68 kg) Pail	See CEG Part A, Page 25

Prism® Color Consistent Grout

A fast-setting, lightweight, polymer-modified, cement-based grout that offers consistent color without mottling or shading, regardless of tile type, temperature or humidity. Cures quickly and develops high early-strength to accommodate grout joints from 1/16" to 1/2" (1.6 mm - 13 mm). Prism may be used for interior or exterior installations.



Special order colors and sizes available.

Polyblend® Sanded Grout

A polymer-modified, cement based grout that produces hard, dense joints that resist shrinking, cracking and wear. Formulated for durability, Polyblend Sanded Grout accommodates 1/8" to 1/2" (3-13 mm) joints for interior or exterior installations, including floors, countertops, walls, ceilings, showers, fountains and pools.



Polyblend® Non-Sanded Grout

A polymer-modified grout designed for highly glazed or polished tile, marble and natural stone that would be scratched by sanded grouts. This durable, non-shrinking grout accommodates joints up to 1/8" (3 mm) and can be used for interior or exterior installations, including floors, countertops, walls, ceilings, showers, fountains and pools.



Polyblend® White Dry Grout

Polymer-modified, high performance formula generates hard, dense grout joints. Use in joints up to 1/8" (6 mm).

ITEM CODE	SIZE	COLOR
PBWDG25	25 lb (11.34 kg) Bag	White

Saltlito Grout

Fill Saltlito, terra-cotta or quarry tile joints from 1/2" to 1-1/4" (13 to 32 mm) with this pre-blended cement grout. 48 colors available through special order.

ITEM CODE	SIZE	COLOR
SLGXXX50	50 lb (22.68 kg) Bag	48 colors available

White Dry Non-Sanded Grout

Economical, non-sanded grout for filling joints up to 1/8" (6 mm) wide.

ITEM CODE	SIZE	COLOR
WDG1-6	1 lb (.45 kg) Can	White
WDG5-4	5 lb (2.27 kg) Box	White
WDG25	25 lb (11.34 kg) Bag	White



Grout Solutions

Custom Building Products leads the industry with high performance grouts that are easier to use, work better, last longer and have the largest array of colors. So when it comes to choosing a grout for your next installation, trust the company that knows grout needs best, count on CUSTOM.

Grouts continued

Caulk

Commercial 100% Silicone Caulk

Designed for use in coves, corners, changes in plane and expansion joints associated with exterior and interior applications of tile and stone. Can be used in pools and other wet area applications. Conforms to ASTM C-920 and ASTM C-794 properties. Available in 27 colors and clear.

Polyblend® Ceramic Tile Caulk

Siliconized, acrylic formula caulk for use around tubs, showers, sinks or change of plane. Available in 15 Polyblend colors.

Colorant

Polyblend® Grout Renew

Renew or change the color of grout while sealing it against stains. Available through special order in all Polyblend Grout colors.

ITEM CODE	SIZE	COLOR
GCL09HPT	8 fl. oz (237 ml) Bottle	#9 Natural Gray
GCL10HPT	8 fl. oz (237 ml) Bottle	#10 Antique White
GCL11HPT	8 fl. oz (237 ml) Bottle	#11 Snow White
GCL50HPT	8 fl. oz (237 ml) Bottle	#50 Nutmeg
GCL60HPT	8 fl. oz (237 ml) Bottle	#60 Charcoal
GCL105HPT	8 fl. oz (237 ml) Bottle	#105 Earth
GCL122HPT	8 fl. oz (237 ml) Bottle	#122 Linen
GCL165HPT	8 fl. oz (237 ml) Bottle	#165 Delorean Gray
GCL180HPT	8 fl. oz (237 ml) Bottle	#180 Sandstone
GCL380HPT	8 fl. oz (237 ml) Bottle	#380 Haystack
GCL381HPT	8 fl. oz (237 ml) Bottle	#381 Bright White
GCL386HPT	8 fl. oz (237 ml) Bottle	#386 Oyster Gray

SimpleFix®

Ceramic Tile & Fixture Caulk

For caulking around sinks, tubs and showers and where tile meets tile or another surface. Also adheres bath fixtures and loose tile. Available in Bright White, Smooth.

ITEM CODE	SIZE	COLOR
CTFC381	5.5 oz (162.6 ml) Tube	Bright White, Smooth

Pre-Mixed Adhesive & Grout

Ready-to-use product bonds and grouts ceramic floor and wall tile. Crack, shrink and stain resistant. Great for repairs and small jobs. Available in Bright White and Alabaster.

ITEM CODE	SIZE	COLOR
TAGWQT	1 quart (.946 L) Pail	Bright White
TAGW1	1 gallon (3.78 L) Pail	Bright White
TAGAQT	1 quart (.946 L) Pail	Alabaster
TAGA1	1 gallon (3.78 L) Pail	Alabaster

SimpleGrout®

Pre-Mixed Grout

Pre-Mixed Grout is the no mix, no mess alternative to traditional grout. This shrink and crack resistant formula is also highly resistant to most common household stains. Ideal for grout restoration. Available in eight popular colors.

ITEM CODE	SIZE	COLOR
PMG09QT	1 quart (.946 L) Pail	Natural Gray
PMG22QT	1 quart (.946 L) Pail	Sahara Tan
PMG105QT	1 quart (.946 L) Pail	Earth
PMG122QT	1 quart (.946 L) Pail	Linen
PMG145QT	1 quart (.946 L) Pail	Light Smoke
PMG165QT	1 quart (.946 L) Pail	Delorean Gray
PMG180QT	1 quart (.946 L) Pail	Sandstone
PMG333QT	1 quart (.946 L) Pail	Alabaster
PMG380QT	1 quart (.946 L) Pail	Haystack
PMG381QT	1 quart (.946 L) Pail	Bright White
PMG091	1 gallon (3.78 L) Pail	Natural Gray
PMG221	1 gallon (3.78 L) Pail	Sahara Tan
PMG1051	1 gallon (3.78 L) Pail	Earth
PMG1221	1 gallon (3.78 L) Pail	Linen
PMG1451	1 gallon (3.78 L) Pail	Light Smoke
PMG1651	1 gallon (3.78 L) Pail	Delorean Gray
PMG1801	1 gallon (3.78 L) Pail	Sandstone
PMG3331	1 gallon (3.78 L) Pail	Alabaster
PMG3801	1 gallon (3.78 L) Pail	Haystack

GROUTS						
PHYSICAL PROPERTIES	FUSION PRO GROUT	CEG-LITE EPOXY GROUT	CEG-IG EPOXY GROUT	PRISM GROUT	POLYBLEND SANDED	POLYBLEND NON-SANDED
Applicable ANSI Standards	A118.7 A118.3	A118.3	A118.3	A118.7	A118.6	A118.6
Systems Warranty	Up to Lifetime	Up to Lifetime	Up to Lifetime	Up to Lifetime	Up to Lifetime	Up to Lifetime
Linear Shrinkage:						
7 day cure	0.16%	< 0.10%	< 0.05%	< 0.2%	<0.08%	<0.10%
Water Absorption:	8%	N/A	N/A	< 5%	8%	16%
Compressive Strength:						
7 day cure	>3000 psi	> 5500 psi	> 9500 psi	>3000 psi	4650 psi	3299 psi
Flexural Strength (7 days)	N/A	N/A	N/A	> 1000 psi	990 psi	> 799 psi
Pot Life	Indefinite	60 minutes	60 minutes	60-90 minutes	1-2 hours	1-2 hours
Initial Set	> 2 hours	> 2 hours	> 2 hours	2 hrs	4 hrs	5 hours
Final Set	24 hours	18-24 hours	18-24 hours	2.5 hours	5 hours	6 hours
Colors	24	27	27	24	48	48

	FUSION PRO 1 gallon (3.78 L) Pail	CEG PART A 1.3 lb (.58 kg) Tub	PRISM 17 lb (7.71 kg) Box	POLYBLEND SANDED 7 lb (3.17 kg) Box	POLYBLEND SANDED 25 lb (11.34 kg) Bag	POLYBLEND NON-SANDED 10 lb (4.54 kg) Box	CSC CAULK 10.1 oz (300 ml) Cartridge	POLYBLEND SANDED CAULK 10.5 oz (310 ml) Cartridge	POLYBLEND NON-SANDED CAULK 10.5 oz (310 ml) Cartridge
COLOR	ITEM CODE	ITEM CODE	ITEM CODE	ITEM CODE	ITEM CODE	ITEM CODE	ITEM CODE	ITEM CODE	ITEM CODE
#000 Clear							CCSC000		
#9 Natural Gray	FP091-2T	LWCEG09A-EA	PG0917T	PBG097-4	PBG0925	PBG0910	CCSC09	PC0910S-6	
#10 Antique White	FP101-2T	LWCEG10A-EA	PG1017T	PBG107-4	PBG1025	PBG1010	CCSC10	PC1010S-6	PC1010N-6
#11 Snow White				PBG117-4	PBG1125	PBG1110	CCSC11	PC1110S-6	PC1110N-6
#14 White Dove				PBG147-4	PBG1425	PBG1410			
#17 Butter Cream				PBG177-4	PBG1725	PBG1710			
#19 Pewter	FP191-2T	LWCEG19A-EA	PG1917T	PBG197-4	PBG1925	PBG1910	CCSC19	PC1910S-6	
#22 Sahara Tan				PBG227-4	PBG2225	PBG2210		PC2210S-6	
#35 Chaparral	FP351-2T	LWCEG35A-EA	PG3517T	PBG357-4	PBG3525	PBG3510	CCSC35		
#45 Summer Wheat	FP451-2T	LWCEG45A-EA	PG4517T	PBG457-4	PBG4525	PBG4510	LCCSC45		
#50 Nutmeg				PBG507-4	PBG5025	PBG5010			
#52 Tobacco Brown	FP521-2T	LWCEG52A-EA	PG5217T	PBG527-4	PBG5225	PBG5210	CCSC52	PC5210S-6	
#59 Saddle Brown	FP591-2T	LWCEG59A-EA	PG5917T	PBG597-4	PBG5925	PBG5910	CCSC59		
#60 Charcoal	FP601-2T	LWCEG60A-EA	PG6017T	PBG607-4	PBG6025	PBG6010	CCSC60	PC6010S-6	
#90 Ocean Blue				PBG907-4	PBG9025	PBG9010			
#92 Admiral Blue		LWCEG92A-EA		PBG927-4	PBG9225	PBG9210	CCSC92		
#95 Sable Brown				PBG957-4	PBG9525	PBG9510			
#96 Quarry Red Clay		LWCEG96A-EA		PBG967-4	PBG9625	PBG9610	CCSC96		
#99 Burnt Clay				PBG997-4	PBG9925	PBG9910			
#101 Quartz	FP1011-2T	LWCEG101A-EA	PG10117T	PBG1017-4	PBG10125	PBG10110	CCSC101		
#105 Earth	FP1051-2T	LWCEG105A-EA	PG10517T	PBG1057-4	PBG10525	PBG10510	CCSC105	PC10510S-6	
#115 Platinum				PBG1157-4	PBG11525	PBG11510			
#122 Linen	FP1221-2T	LWCEG122A-EA	PG12217T	PBG1227-4	PBG12225	PBG12210	CCSC122	PC12210S-6	PC12210N-6
#127 Antique Linen	FP1271-2T	LWCEG127A-EA	PG12717T	PBG1277-4	PBG12725	PBG12710	CCSC127		
#135 Mushroom	FP1351-2T	LWCEG135A-EA	PG13517T	PBG1357-4	PBG13525	PBG13510	CCSC135		
#145 Light Smoke	FP1451-2T	LWCEG145A-EA	PG14517T	PBG1457-4	PBG14525	PBG14510	CCSC145	PC14510S-6	
#156 Fawn	FP1561-2T	LWCEG156A-EA	PG15617T	PBG1567-4	PBG15625	PBG15610	CCWC156		
#165 Delorean Gray	FP1651-2T	LWCEG165A-EA	PG16517T	PBG1657-4	PBG16525	PBG16510	CCSC165	PC16510S-6	PC16510N-6
#168 Slate Gray				PBG1687-4	PBG16825	PBG16810			
#172 Urban Putty				PBG1727-4	PBG17225	PBG17210			
#180 Sandstone	FP1801-2T	LWCEG180A-EA	PG18017T	PBG1807-4	PBG18025	PBG18010	CCSC180	PC18010S-6	
#183 Chateau	FP1831-2T	LWCEG183A-EA	PG18317T	PBG1837-4	PBG18325	PBG18310	CCSC183		
#185 New Taupe	FP1851-2T	LWCEG185A-EA	PG18517T	PBG1857-4	PBG18525	PBG18510	CCSC185		
#186 Khaki				PBG1867-4	PBG18625	PBG18610			
#190 Bay Leaf				PBG1907-4	PBG19025	PBG19010			
#301 Arctic Ice				PBG3017-4	PBG30125	PBG30110			
#305 Onyx Green				PBG3057-4	PBG30525	PBG30510			
#311 Moss				PBG3117-4	PBG31125	PBG31110			
#312 Bonsai		LWCEG312A-EA		PBG3127-4	PBG31225	PBG31210	CCSC312		
#333 Alabaster	FP3331-2T	LWCEG333A-EA	PG33317T	PBG3337-4	PBG33325	PBG33310	CCSC333		
#335 Winter Gray				PBG3357-4	PBG33525	PBG33510			
#365 Canvas				PBG3657-4	PBG36525	PBG36510			
#370 Dove Gray				PBG3707-4	PBG37025	PBG37010			
#380 Haystack	FP3801-2T	LWCEG380A-EA	PG38017T	PBG3807-4	PBG38025	PBG38010	CCSC380	PC38010S-6	
#381 Bright White	FP3811-2T	LWCEG381A-EA	PG38117T	PBG3817-4	PBG38125	PBG38110	CCSC381	PC38110S-6	PC38110N-6
#382 Bone	FP3821-2T	LWCEG382A-EA	PG38217T	PBG3827-4	PBG38225	PBG38210	CCSC382	PC38210S-6	
#384 Camel				PBG3847-4	PBG38425	PBG38410			
#386 Oyster Gray	FP3861-2T	LWCEG386A-EA	PG38617T	PBG3867-4	PBG38625	PBG38610	CCSC386		
#390 Rose Beige				PBG3907-4	PBG39025	PBG39010			

Special order colors and sizes available.

Care Products

We offer care solutions for any project – from premium stone products to general-use tile products. Keep your customers satisfied – and your installations beautiful – for life.



For over 25 years, Aqua Mix has delivered new and innovative products for the preservation, care and maintenance of stone, grout, masonry and tile. With a complete line of Professional products, you and your customers can feel confident that Aqua Mix has the product and technical expertise to keep tile and stone beautiful.



For complete details see our Aqua Mix catalog.

Aqua Mix® Sealer's Choice® Gold – Rapid Cure

Sealer's Choice Gold Rapid Cure is a premium sealer that provides superior stain protection in less than four hours. Excellent for use in food preparation and serving areas. The water-based formula offers maximum stain resistance for interior and exterior granite, marble, slate, limestone, travertine, porous tile and grout.



TILELab

Keep installations looking new with the complete TileLab line of care and maintenance products from CUSTOM. TileLab sealers, enhancers and cleaners are specifically and safely formulated for stone, tile and grout.



Water-Based Sealers

Sealer's Choice® Gold – Rapid Cure

A water-based sealer designed to provide maximum stain protection and leave a natural look. Use as a grouting or pre-grout sealer.

ITEM CODE	SIZE
030881	1 pint (473 ml) Bottle
030882-4	1 quart (946 ml) Bottle
030883	1 gallon (3.78 L) Bottle
030884	5 gallon (19 L) Pail
030885*	55 gallon (210 L) Drum

Penetrating Sealer

A natural look, no-sheen, water-based sealer designed to resist stains in interior and exterior applications. Use as a grouting or pre-grout sealer.

ITEM CODE	SIZE
020372-4	1 quart (946 ml) Bottle
020373	1 gallon (3.78 L) Bottle
020374	5 gallon (19 L) Pail
020375*	55 gallon (210 L) Drum

Grout Sealer

A water-based grout sealer that resists water, oil, and acid-based contaminants on all grout types. Simplifies maintenance without changing the color or appearance of grout.

ITEM CODE	SIZE
020721	1 pint (473 ml) Bottle
020720-4	24 oz (710 ml) Bottle
020723	1 gallon (3.78 L) Bottle
020724*	5 gallon (19 L) Pail
020725	55 gallon (210 L) Drum

Solvent-Based Sealers

Ultra-Solv®

A premium, no-sheen, natural look, solvent-based penetrating sealer formulated to provide maximum stain protection, especially in food preparation and serving areas. Excellent for use as a grout or pre-grout sealer.

ITEM CODE	SIZE
AMUS24Z	24 oz (710 ml) Bottle
100340-4	1 quart (946 ml) Bottle
100341	1 gallon (3.78 L) Bottle
100342*	5 gallon (19 L) Pail
100520*	55 gallon (210 L) Drum

Pro-Solv®

A no-sheen, natural look, solvent-based, penetrating sealer formulated to resist stains, especially in food preparation and serving areas.

ITEM CODE	SIZE
100057	1 pint (473 ml) Bottle
100058-4	1 quart (946 ml) Bottle
100059	1 gallon (3.78 L) Bottle
100060*	5 gallon (19 L) Pail
100061*	55 gallon (210 L) Drum

SameDay™ Grout Sealer

A no-sheen, natural look, water-based, aerosol sealer specially formulated as a quick and easy way to apply a grout sealer without the need to wait until the grout has cured.

ITEM CODE	SIZE
100557	15 oz (444 ml) Aerosol Can

*Indicates a special order item.

Color Enhancing Sealers

Enrich'N'Seal™

An enhanced look penetrating sealer designed to darken, enrich and highlight unsealed natural stone, rejuvenate stone color, darken grout joint color and improve the appearance of worn stone. Can be used as a pre-grout sealer.

ITEM CODE	SIZE
100250	1 pint (473 ml) Bottle
100251-4	1 quart (946 ml) Bottle
100252	1 gallon (3.78 L) Bottle
100253*	5 gallon (19 L) Pail
100254*	55 gallon (210 L) Drum

Stone Enhancer

A no-sheen, enhanced look penetrating sealer formulated to darken and highlight the character and beauty of unsealed natural stone and grout joints, while rejuvenating the color and improve the appearance of worn and weathered stone. Also for use as a pre-grout sealer.

ITEM CODE	SIZE
030141	1 pint (473 ml) Bottle
030142-4	1 quart (946 ml) Bottle
030143	1 gallon (3.78 L) Bottle
030144*	5 gallon (19 L) Pail
030145*	55 gallon (210 L) Drum

Topical Sealers

Floor Shine & Hardener

A clear, durable floor finish that resists surface abuse and leaves a beautiful high-sheen finish for interior sealed, textured, unglazed tile and stone.

ITEM CODE	SIZE
040282-4	1 quart (946 ml) Bottle
040283	1 gallon (3.78 L) Bottle

High Gloss Sealer

A specially formulated, water-based sealer that provides a stain resistant surface seal and a durable high-sheen finish, eliminating the need for two products. May also be used as a pre-grout sealer. Use on interior textured natural stone and tile where a high sheen is desired.

ITEM CODE	SIZE
100726-4	1 quart (946 ml) Bottle
100727	1 gallon (3.78 L) Bottle
100900*	5 gallon (19 L) Pail

Seal & Finish Low Sheen

A specially formulated, water-based sealer providing a stain resistant surface seal and a durable low-sheen finish. Can also be used as a pre-grout sealer.

ITEM CODE	SIZE
020552-4	1 quart (946 ml) Bottle
020553	1 gallon (3.78 L) Bottle
020554*	5 gallon (19 L) Pail

Sealer Application Kit

Sealer Application Kit

Specially designed for stone and tile sealer application and clean-up. The kit contains one 4" x 4" (10 x 10 cm) sponge application pad and two 18" x 18" (45.7 x 45.7) microfiber towels for quick clean-up after sealing. Will not scratch stone surfaces and is reusable, absorbent and long-lasting.

ITEM CODE	SIZE
200812-4	1 Application Kit Bag

Cleaners & Resealers

AquaShield™ Cleaner & Resealer

A ready-to-use cleaner and resealer. Non-acidic, non-abrasive formula won't damage stone, grout or tile. Cuts through grease, dirt, food and soap scum on tile, grout, chrome, glass and laminates. Contains sealer to reseal as it cleans.

ITEM CODE	SIZE
010507-4	24 oz (710 ml) Spray Bottle

Marble, Travertine, Limestone & Slate Cleaner & Resealer

A ready-to-use, everyday cleaner formulated to effectively clean and maintain the natural beauty of stone. Contains Aqua Mix Sealer to reseal as it cleans, applying a thin coat of sealer every time you clean. It is non-acidic so it will not harm stone or grout.

ITEM CODE	SIZE
AMMCRQT	1 quart (946 ml) Spray Bottle

Polished Granite Cleaner & Resealer

A ready-to-use, everyday cleaner formulated to effectively clean and maintain the natural beauty of stone. It contains an Aqua Mix Sealer in its formulation to reseal as it cleans. It is non-acidic so it will not harm stone or grout.

ITEM CODE	SIZE
AMGCRQT	1 quart (946 ml) Spray Bottle

1 & 2 Deep Clean

An effective, highly-concentrated, high-alkaline, two part (1 part powder, 1 part liquid) industrial strength cleaner and degreaser. Removes ground-in dirt, grease and soap scum. Cost effective product for use in large commercial areas.

ITEM CODE	SIZE
010120 (set)	1 gallon (3.78 L) Bottle & 8 lb (3.6 kg) Jar

AquaKleen™

A powerful ready-to-use, multi-purpose tile and grout spray cleaner that cleans and deodorizes kitchens and bathrooms. It removes grease, grime and dirt, including kitchen traffic dirt. AquaKleen also leaves bathrooms bright and clean and effectively cleans grout joints.

ITEM CODE	SIZE
010506-4	24 oz (710 ml) Spray Bottle

Brilliance™

A polishing cream and cleaner that nourishes and adds luster to polished stone countertops and walls. Regular use helps protect factory polish.

ITEM CODE	SIZE
C100291	8 oz (237 ml) Bottle

Concentrated Stone & Tile Cleaner

A super-concentrated cleaner formulated for everyday use. When used regularly this neutral cleaner prevents soap scum buildup and hard water deposits.

ITEM CODE	SIZE
010332-4	1 quart (946 ml) Bottle
010333	1 gallon (3.78 L) Bottle

Grout Deep Clean

A powerful cleaner designed to remove grease, food stains, soap scum, hard water deposits, dirt and soil from grout joints. Restores color and appearance of dirty and stained grout.

ITEM CODE	SIZE
010530-4	24 oz (710 ml) Spray Bottle

Heavy Duty Grout & Tile Cleaner

A concentrated, high-alkaline cleaner and degreaser. Effectively removes grease, soap scum and other organic materials from areas that have been neglected or subjected to heavy use. It also removes synthetic and acrylic waxes and floor finishes.

ITEM CODE	SIZE
010382-4	1 quart (946 ml) Bottle
010383	1 gallon (3.78 L) Bottle

Stone Clean & Shine

A spray-and-buff cleaner that is designed to enhance the natural beauty of the stone as it cleans. Regular use helps protect factory polish.

ITEM CODE	SIZE
030151-4	24 oz (710 ml) Spray Bottle

Stone Deep Clean

A concentrated heavy-duty cleaner and degreaser formulated to clean stone surfaces that have been neglected or subjected to heavy use. Aqua Mix Stone Deep Clean effectively removes dirt, grease and grime, as well as waxes and floor finishes.

ITEM CODE	SIZE
030192-4	1 quart (946 ml) Bottle
030193	1 gallon (3.78 L) Bottle

Problem Solvers

Eff-Ex®

Removes and inhibits efflorescence. Eff-Ex is a non-acidic (pH 7.4), heavy-duty cleaner. Effective for interior and exterior applications.

ITEM CODE	SIZE
100472	1 gallon (3.78 L) Bottle
020374	5 gallon (19 L) Pail
100474*	55 gallon (210 L) Drum

Ex-Treme®

A nonflammable, heavy-viscosity acidic cleaner designed to remove years of accumulated discoloration from air pollution or carbon buildup, stains from smoke, soot, red soil and rust. It is a safer alternative to traditional harsh acids.

ITEM CODE	SIZE
100991	1 gallon (3.78 L) Bottle
010865*	5 gallon (19 L) Pail

Grout Haze Clean-Up

A safe and effective concentrated cleaner that is added to the grout clean-up water for removal of cementitious grout haze and latex additive film from tile during the grout clean-up process.

ITEM CODE	SIZE
010461	1 pint (473 ml) Bottle
100062	1 gallon (3.8 L) Bottle
100901*	5 gallon (19 L) Pail

Grout Release

A temporary, water soluble, pre-grout coating. It provides protection against grout and mortar staining and eases grout clean-up.

ITEM CODE	SIZE
010772-4	1 quart (946 ml) Bottle
010773	1 gallon (3.78 L) Bottle
010774	5 gallon (19 L) Pail
010775*	55 gallon (210 L) Drum

NanoScrub™

An abrasive cream cleaner designed to work where other cleaners won't. It utilizes nano-sized particles to penetrate into small surface pores where it can work to remove surface stains and residues. Effective for cleaning all stone and tile surfaces.

ITEM CODE	SIZE
100978-4	1 quart (946 ml) Bottle
100979	1 gallon (3.78 L) Bottle

Phosphoric Acid Cleaner

An acidic treatment designed to remove grout haze, mineral deposits, rust stains, mortar smears and efflorescence. Effective for the removal of most hard water stains, lime deposits, and soap scum. Etches concrete. No phosphates.

ITEM CODE	SIZE
050162-4	1 quart (946 ml) Bottle
050163	1 gallon (3.78 L) Bottle
050164*	5 gallon (19 L) Pail

Poultice Stain Remover

A dual purpose, non-acidic stain remover. It is an absorptive clay that is designed to remove deep-set oil and grease stains without scrubbing. It is also a fine abrasive cleaning powder that removes stubborn surface stains and light grout haze.

ITEM CODE	SIZE
010861	3/4 lb (.34 kg) Jar

Sealer and Coating Remover

A nonflammable, multipurpose stripper formulated to stay wet longer which gives the product time to remove most sealers, epoxy grout haze, urethane coatings, synthetic finishes and adhesives.

ITEM CODE	SIZE
010262-4	1 quart (946 ml) Bottle
010263	1 gallon (3.78 L) Bottle
010264*	5 gallon (19 L) Pail

Sulfamic Acid Crystals

A granular sulfamic acid to be dissolved in water. Removes cured grout and mortar haze, rust, mineral deposits and efflorescence.

ITEM CODE	SIZE
050231	1 lb (.45 kg) Jar
050233	4 lb (1.8 kg) Jar
050237*	50 lb (22.5 kg) Pail

*Indicates a special order item.

Stains & Colorants

Aqua Stain

A concentrated translucent stain designed to change the color and enhance the natural texture of porous adobe clay tile.

ITEM CODE	SIZE	COLOR
065911	1 pint (473 ml) Bottle	Piso Blanco
065921	1 pint (473 ml) Bottle	Spanish Oak
065931	1 pint (473 ml) Bottle	Terra Cotta
065941	1 pint (473 ml) Bottle	Adobe Red

Grout Colorant Pre-Treat Cleaner

An effective ready-to-use cleaner designed to remove dirt, soil, soap scum and hard water deposits from grout joints. Prepares non-epoxy grout joints by lightly etching the surface for a superior Aqua Mix Grout Colorant bond.

ITEM CODE	SIZE
010678	8 oz (237 ml) Bottle

Grout Colorant

An easy-to-use waterborne epoxy that recolors, seals and rejuvenates existing grout joints. Also simplifies ongoing grout cleaning.

ITEM CODE	SIZE	COLOR
063001	8 oz (237 ml) Bottle	White
063002	8 oz (237 ml) Bottle	Antique White
063003	8 oz (237 ml) Bottle	Linen White
063004	8 oz (237 ml) Bottle	Navajo
063005	8 oz (237 ml) Bottle	Buff
063006	8 oz (237 ml) Bottle	Sand
063007	8 oz (237 ml) Bottle	Beige
063008	8 oz (237 ml) Bottle	Wheat
063009	8 oz (237 ml) Bottle	Cinnamon
063010	8 oz (237 ml) Bottle	Cocoa
063011	8 oz (237 ml) Bottle	Light Gray
063014	8 oz (237 ml) Bottle	Black
063015	8 oz (237 ml) Bottle	Bright White
063016	8 oz (237 ml) Bottle	Canvas
063017	8 oz (237 ml) Bottle	Smoke
063021	8 oz (237 ml) Bottle	Silver
063022	8 oz (237 ml) Bottle	Natural Gray
063023	8 oz (237 ml) Bottle	Pewter
063024	8 oz (237 ml) Bottle	Charcoal Gray
063025	8 oz (237 ml) Bottle	Pure White



#1 Preferred Brand

Aqua Mix Sealers and Cleaners have been the #1 Preferred Brand by contractors 8 years in a row.*



**Voted the Most Preferred Brand of Sealers and Cleaners in the Tile & Stone Installation Contractor CLEARReport™, 2007, 2009, 2011, 2013*

Care Products continued



Stone Restoration

Knockdown™

A dual purpose, non-acidic stain remover. It is an absorptive clay that is designed to remove deep-set oil and grease stains without scrubbing.

ITEM CODE	SIZE
C010861	3/4 lb (.34 kg) Jar

Renue™

Easy-to-use polishing cream that restores the shine of dull, etched or lightly scratched polished natural stone.

ITEM CODE	SIZE
C100293	8 oz (237 ml) Bottle

Reviver™

Highly-effective, ready-mixed paste for polish restoration and maintenance of worn, calcium-based, polished stone.

ITEM CODE	SIZE
C100530	10 lb (4.54 kg) PAIL



Sealers

Grout Sealer

Invisible, low-odor, penetrating sealer that protects grout joints from stains and dirt. Easy to apply and won't leave a hard-to-remove residue on tile surfaces.

ITEM CODE	SIZE
TLGS6Z	6 fl. oz. (177.5 ml) Bottle
TLASGSRA15Z	15 oz (425 gm) Aerosol Can

Grout & Tile Sealer

Professional grade, penetrating sealer protects grout and unglazed tile or masonry against oil-based or water-based stains.

ITEM CODE	SIZE
TLPS24Z	24 fl. oz. (709 ml) Spray Bottle
TLPSRA1-2	1 gallon (37.8 L) Bottle

SurfaceGard® Sealer

Maximum-strength sealer with guaranteed satisfaction. Proves why SurfaceGard is the industry's leading penetrating sealer for all natural stone, grout and ceramic tile surfaces.

ITEM CODE	SIZE
TLGS24Z	1 quart (946 ml) Bottle
TLGSRAHG-3	1/2 gallon (1.89 L) Bottle
TLGSRA1-2	1 gallon (3.78 L) Bottle

Enhancers

Gloss Sealer & Finish

High gloss, protective finish and surface sealer for Saltillo, terra cotta, quarry tile, slate and flagstone. For interior dry areas only.

ITEM CODE	SIZE
TLGLSSHG	1/2 gallon (1.89 L) Bottle
TLGLCAHG	1/2 gallon (1.89 L) Bottle — California

Matte Sealer & Finish

Low sheen, protective finish and surface sealer for Saltillo, terra cotta, quarry tile, slate and flagstone. Use indoors or out.

ITEM CODE	SIZE
TLMTSSHG	1/2 gallon (1.89 L) Bottle
TLMTCAHG	1/2 gallon (1.89 L) Bottle — California

Stone Sealer & Enhancer

Color enhancer and penetrating sealer for all types of porous natural stone and grout. Rejuvenates the color and appearance of worn, faded stone.

ITEM CODE	SIZE
TLSES24Z	24 fl. oz. (709 ml) Spray Bottle

Cleaners

Grout & Tile Cleaner

Ready-to-use cleaner with a strong, grease-cutting formula. Non-abrasive and non-acidic; won't bleach grout or damage tile. Cuts through grease, dirt, food and soap scum on tile, grout, chrome, glass and laminates.

ITEM CODE	SIZE
TLGTCRAQT-3	1 quart (946 ml) Spray Bottle
TLGTCRA1-2	1 gallon (3.78 L) Bottle

Grout & Tile Cleaner & Resealer

Ready-to-use cleaner and resealer. Non-acidic, non-abrasive formula won't damage stone, grout or tile. Cuts through grease, dirt, food and soap scum on tile, grout, chrome, glass and laminates. Contains TileLab SurfaceGard Sealer to reseal as it cleans.

ITEM CODE	SIZE
TLOSCRAQT-3	1 quart (946 ml) Spray Bottle
TLOS1-2	1 gallon (3.8 L) Bottle

Grout Haze Remover

Pre-mixed, ready-to-use, mild acid solution. Removes dried Portland cement grout haze and mortar residue from tile, concrete and masonry. Safe for use on colored grouts. Removes hard water deposits, efflorescence and also etches concrete.

ITEM CODE	SIZE
TLGHRRAQT-3	1 quart (946 ml) Bottle

Heavy-Duty Stripper & Cleaner

Concentrated cleaner and stripper for tough cleaning jobs. Cleans heavy build-up of grease, scuff marks and most major stains. Strips wax and acrylic floor finishes. Great for renewing old tile installations. Will not harm the surface and there are no strong fumes or odors.

ITEM CODE	SIZE
TLSTSRAQT-3	1 quart (946 ml) Bottle

Sulfamic Acid Cleaner

Concentrated crystals that mix with water to make a mild, safe to use, acid cleaner. Removes dried Portland cement grout haze and mortar residue from tile, concrete and masonry. Safe for use on colored grouts. Removes hard water deposits, efflorescence and also etches concrete.



ITEM CODE	SIZE
TLSACRA-1	1 lb (450 gr) Container

SuperiorBilt® Tools

You can tell a lot about a professional by the tools they use. And tile contractors have been choosing our tools for years. Our full line of SuperiorBilt® premium tools is further proof that CUSTOM is the only source you need for superior products and support.

Cut & Mark Tools

Tile Cutters
Nippers
Hole Saws
Tape Measure
Tile Markers



Prep Tools

Scrapers & Shavers
Screeds
Shower Pan Products
Tape




Set Tools

Notched Trowels & Margin Trowels
Mixing Paddles & Containers
Knee Pads
Backerboard Accessories
Spacers



Grout & Finish Tools

Grout Floats
Sponges, Scrub Pads & Cheesecloth
Gloves
Sealer Applicators
Grout Removal Tools



For a complete listing of our tile and stone installation tools ask for our SuperiorBilt® Tool catalog, featuring tools for all stages of your installation.

Profiles and Transitions

CUSTOM® offers a complete line of high performing, superior quality, aesthetically pleasing edge-protection profiles that can be integrated with most field tile for increased design flexibility and protection from damage.

Floor and Wall Profiles

Floor and wall profiles provide finishing and edge-protection for corners and edges of tiled surfaces. Choose from three different options to get the look you prefer. Each one is available in a wide range of sizes, metals and finishes to match any tile or grout color.



Transition and Compensator Profiles

These profiles attractively smooth transitions between surfaces, eliminating trip hazards, protecting edges and easing elevation changes.



Movement Joint Profiles


CUSTOM's movement joint profiles compensate for horizontal stresses, bridge expansion joints and transition between floors and walls to protect tiles.



See our comprehensive Profiles and Transitions catalog for full product details, sizes and materials/finishes.

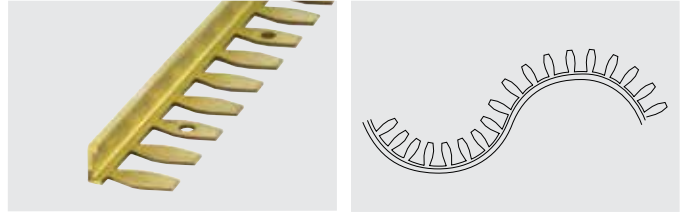
ProFloor™ Square-Edged Profile

Also known as an L Channel, this universal trim is most commonly used for transitions where tile meets carpet or tile terminates, protecting the tile edges from damage. It's also useful on walls, steps, countertops, expansion joints, decorative edging and anywhere edge protection is needed.



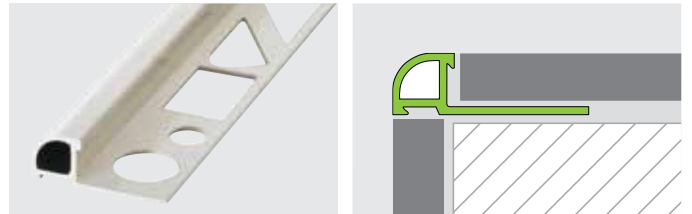
ProCurve™ Flexible Square-Edged Profile

Curved designs are a snap with ProCurve™, a flexible profile for tile installations or other designs with wavy, meandering edges. Let your imagination run wild - ProCurve™ gives you the freedom to bend, curve and twist without sacrificing edge protection or an aesthetic finish.




ProRound™ Round-Edged Profile

More durable and cost-effective than bull nose tile, ProRound™ is an attractive and professional-looking corner finish for floors, walls and countertops. A stainless steel option is ideal for stair edges.



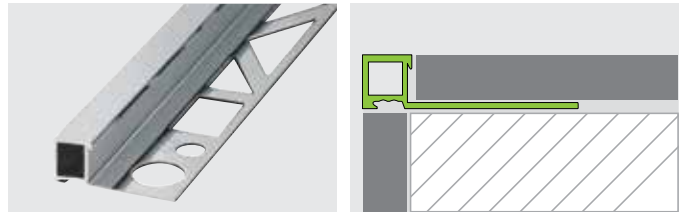
ProRound™ Corner Pieces

For inside and outside corners, match the ProRound profile and eliminate the need for a mitered edge treatment.



ProDecor™ Q Square-Edged Profile

ProDecor Q is designed to protect edges and outside corners from mechanical stress and other forms of damage. It's an excellent choice as an end cover for the outer edges of tiled surfaces. ProDecor Q also provides an aesthetically-pleasing decorative accent along the edges of floors, walls and countertops.



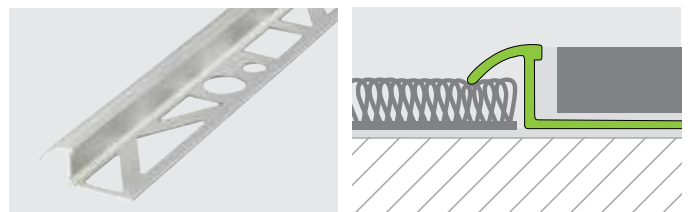
ProDecor™ Q Corner Pieces

ProDecor Q universal corner piece eliminates the need for a mitered edge treatment. It can be used as either an inside or outside corner.



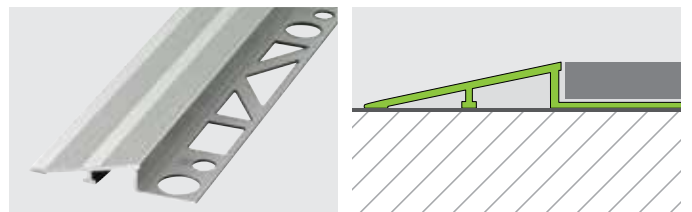
ProNivo™ C Carpet Tuck

ProNivo C is designed to protect edges of tile while providing a smooth transition from floor tile to carpet. The rounded slope design (1/4" (6 mm) channel) provides a gap in which to tuck the carpet's edge, protecting it from fraying. ProNivo™ C is compliant with the Americans with Disabilities Act (ADA).




ProNivo™ K Ramp Reducer

ProNivo K is designed to protect tile edges while providing a smooth transition to lower height floor coverings. The sloped surface eliminates tripping hazards and offers a small ramp ideal for wheeled traffic. All sizes of ProNivo™ K except 9/16" (15 mm) are compliant with the Americans with Disabilities Act (ADA).



ProNivo™ S Reducer

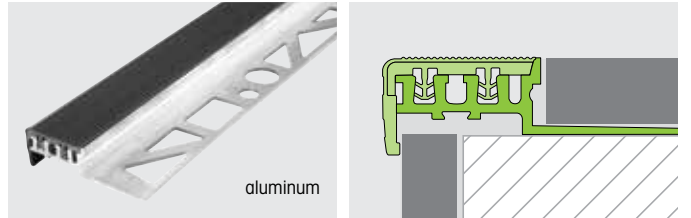
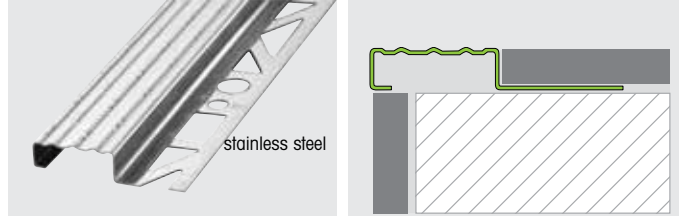
ProNivo S is designed to protect edges of tile while providing a smooth transition from floor tile to lower floor coverings such as carpet and vinyl. The decorative slope design eliminates tripping hazards from one surface to another.



ProBasic™ Step Profile


ProBasic is a step profile specifically designed to protect tiled stair edges while providing an aesthetically pleasing stair-nose material. ProBasic™ is suitable for commercial use in high traffic areas.

Available in stainless steel or aluminum with a slip-resistant PVC wear surface. The tread surface of ProBasic™ meets the static coefficient of friction recommendation in the Americans with Disabilities Act (ADA).




ProDecor™ T Joint Cover Profile

ProDecor T offers an attractive and practical way to bridge gaps between floor treatments of the same height, such as tile, stone, parquet and laminate. This profile also helps conceal inconsistent joints, offering functional aesthetics and excellent protection of outer edges.



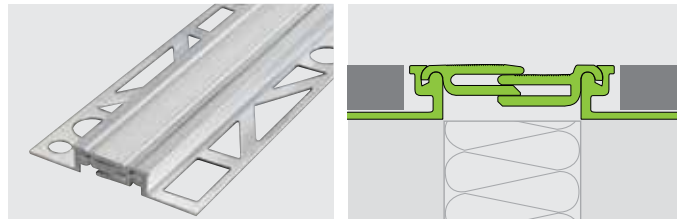
ProConnex™ Movement Joint Profile

ProConnex is a thin-bed profile used to compensate for horizontal stresses in tile or stone floor covering installations.



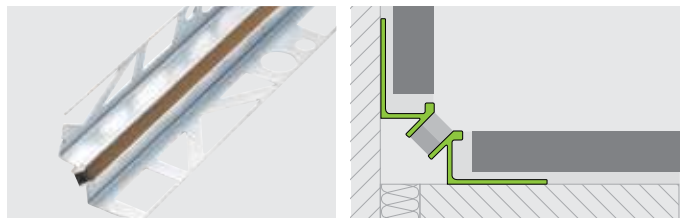
ProConnex™ B Movement Joint Profile

ProConnex B is designed to bridge visible expansion joints up to 1-3/16" (30 mm). Made of anodized aluminum, this expansion joint profile is suitable for tile surfaces exposed to foot and vehicle traffic in commercial applications.



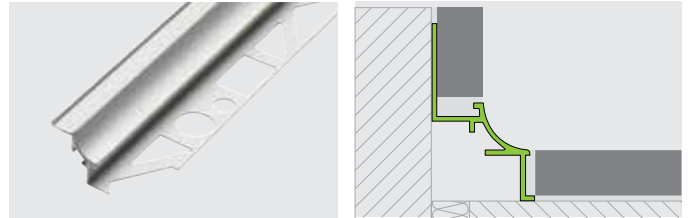
ProConnex™ C Movement Joint Profile

ProConnex C is a corner profile that bridges the transition between floors and walls. With an elegant joint design and uniform joint width, ProConnex™ C produces a visually pleasing expansion joint at changes of plane.



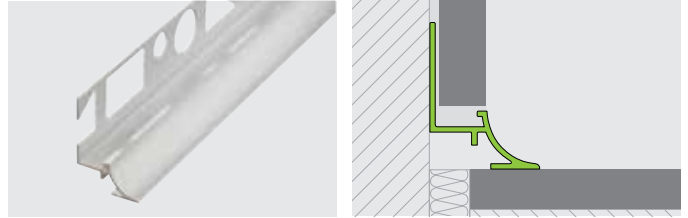
ProCove™ Cove Shaped Profile

ProCove is an aluminum cove profile designed to form a decorative corner joint for tiled surfaces. Use it to bridge tiled floors and walls for an attractive, easy to clean transition.



ProCove™ A Cove Shaped Profile

ProCove A is designed to provide smooth transitions between tiled walls and floors or countertops with hard or soft surface finishes.



Accessories

ProCove™ End Caps

ProCove end caps provide a finished look. They are made of pressure cast metal with a decorative finish.



ProCove™ Corner Pieces

ProCove inside and outside corner pieces eliminate the need for a mitered edge treatment.



ProCove™ Universal Connector

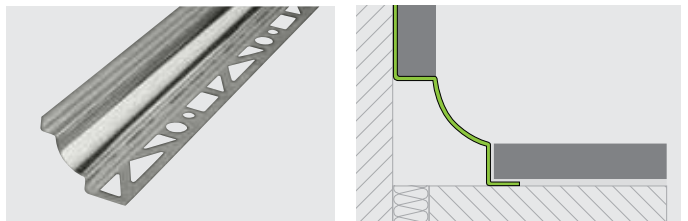
ProCove universal connector provides a smooth transition where two linear profile pieces meet. This unfinished connector slides between two profiles and is not visible once installed.



For use with ProCove and ProCove A profiles.

ProCove™ E Cove Shaped Profile

ProCove E is designed to provide smooth transitions between tiled walls and floors or countertops with hard or soft surface finishes.



Accessories

ProCove™ E End Caps

ProCove E end caps provide a finished look. They are made of stainless steel with a decorative finish. End caps may be used on left or right side interchangeably and may be cut to fit.



ProCove™ E Corner Pieces

ProCove inside and outside corner pieces eliminate the need for a mitered edge treatment.



ProCove™ E Universal Connector

ProCove E universal connector provides a smooth transition where two linear profile pieces meet. This unfinished connector slides between two profiles and is not visible once installed.



For use with ProCove E profiles.



CUSTOM[®] Technical University

Custom Building Products developed Custom Technical University or "CTU" as its exclusive, interactive educational forum. CTU combines impactful curriculum, all the latest tools and a state-of-the-art facility designed to engage sales representatives, distributor personnel, contractors, installers, architects, designers and specifiers.

A variety of programs acquaint professionals with the latest installation methods, best practices, time-saving tips, codes, standards, products and system assemblies for the tile, stone and flooring industries.

CTU also offers AIA and CES programs plus specialized care and maintenance certification opportunities.

CustomBuildingProducts.com

For the most updated product information and specifications, visit our website. Our videos, technical data sheets and technical bulletins will help you select the right product for your job.

Customer Support:

800-272-8786

Technical Support:

800-282-8786



CUSTOM[®]



Custom Building Products
800-272-8786
custombuildingproducts.com

©2014 Custom Building Products. All rights reserved. The CUSTOM logo, and product logos are registered trademarks of Custom Building Products. All other trademarks are the property of their respective owners. CUSTOM may make product modifications at any time without notice. Product specifications are subject to change. Visit custombuildingproducts.com for updated technical data sheets and MSDS information.

Printed in the U.S.A. CCB1 8/14R