

Brass Tubular

| | |
|-----------------------------------|-------|
| P Traps | 1-8 |
| Repair Traps | 8-9 |
| S Traps | 9-11 |
| Sink Traps | 11-15 |
| Bath Traps | 15 |
| Washing Machine Traps | 16 |
| J Bends | 16-17 |
| Sink Trap J Bends | 17-18 |
| Wall Bends | 19 |
| Floor Tubes | 19 |
| Center Outlet Continuous Wastes | 20 |
| End Outlet Continuous Wastes | 20 |
| Disposer | 21 |
| Tees | 21-22 |
| Waste Arms | 23-24 |
| Sink Tailpieces | 24-26 |
| Sink Funnels | 26 |
| Branch Tailpieces | 26-30 |
| Extension Tubes | 31-32 |
| Inlet Tubes For Anti Siphon Traps | 33 |
| Double Offsets | 33 |
| Threaded Tubes | 34-35 |
| C.O. Plugs | 35 |
| P.O. Plugs | 35 |
| Mechanical Pop Ups | 35-36 |
| Vessel Sink Mechanical Pop Ups | 36 |
| Repair Couplings | 36-37 |
| 3 Way Tees | 37 |
| Waste Connectors | 37-38 |
| Elbows | 38-39 |
| Nuts | 39-40 |
| Nuts with Washers | 40-41 |
| Covering Tubes | 41-42 |
| Straight Tubes | 42 |
| Cleanout Plug | 42 |

Brass Commercial

| | |
|-----------------|-------|
| P Traps | 43-44 |
| Sink Traps | 44 |
| Grid Drains | 44-45 |
| Urinal Strainer | 45 |

Plastic Tubular

| | |
|---------------------------------|-------|
| P Traps | 46-48 |
| S Traps | 48-49 |
| Repair Traps | 49 |
| Sink Traps | 49 |
| J Bends | 50 |
| Sink Trap J Bends | 50 |
| Center Outlet Continuous Wastes | 50-51 |
| End Outlet Continuous Wastes | 51-53 |
| Disposer | 53-55 |
| Tees | 55 |
| Waste Arms | 56 |
| Sink Tailpieces | 57-58 |
| Branch Tailpieces | 58-59 |
| Extension Tubes | 59-61 |
| Double Offsets | 61 |
| C.O. Plugs | 61 |
| P.O. Plugs | 61-62 |
| Mechanical Pop Ups | 62 |
| Repair Couplings | 62-63 |
| 3 Way Tees | 63 |
| Elbows | 63 |
| Connectors | 63-64 |
| Nuts | 64 |

| | |
|-------------------------|-------|
| Nuts with Washers | 64-65 |
| Straight Tubes - 1 1/2" | 65 |
| Plumbing Air Vents | 65-66 |

Tubular Washers

| | |
|---------|-------|
| Washers | 67-68 |
|---------|-------|

Flanges

| | |
|------------------------|-------|
| Shallow Flanges | 69-70 |
| Deep Flanges | 70-71 |
| Box Flanges | 71 |
| Floor & Ceiling Plates | 71-74 |
| Specialty Flanges | 74 |

Heating

| | |
|---------|----|
| Heating | 75 |
|---------|----|

Strainers & Accessories

| | |
|---------------------|-------|
| Strainers | 76-79 |
| Replacement Baskets | 79-80 |
| Accessories | 80-81 |
| Pop-in Stoppers | 79 |

Sink & Faucet

| | |
|------------------------|-------|
| Adapters | 82-83 |
| Soap Lotion Dispensers | 82 |
| Faucet Hole Covers | 82-83 |
| Air Gap | 83 |
| Sink Legs | 83 |

Bath & Shower Accessories

| | |
|----------------------------------|----|
| Shower Arms | 84 |
| Shower Rods | 84 |
| Shower Rod Flanges & Accessories | 84 |

Bath Drains

| | |
|------------------------|-------|
| Brass | 85-86 |
| Polypropylene | 86-88 |
| Schedule 40 | 88-89 |
| Schedule 40 Half Packs | 90-92 |
| Rough In Packs | 92 |
| Seal2Test | 92-93 |

Bath Drain Repair

| | |
|--------------------------------|-------|
| Trim Kits | 94 |
| Face Plates | 94-95 |
| Closure Assemblies | 95 |
| Closure Replacement Cartridges | 96 |
| Strainers | 96 |
| Waste Shoes | 96-97 |
| Linkage Assemblies | 97 |
| Strainer Covers | 97 |
| Washers & Accessories | 97-98 |

Water Supplies

| | |
|----------------------------------|---------|
| Quarter Turn Valves | 99-105 |
| Supply Lines | 105-109 |
| Connectors | 109-110 |
| TimeOut Washing Machine Valve | 110-111 |
| Nipples | 111 |
| Accessories | 111-115 |
| Add-a-Tees | 111 |
| Quarter Turn Valve & Supply Kits | 112 |
| Manual Drinking Water Pump | 112 |






Toilet Repair

| | |
|--------------------------------|---------|
| Tank Levers | 113-115 |
| Flappers & Tank Balls | 116-118 |
| Fill Valves & Repair Kits | 118-120 |
| Flush Valves & Repair Kits | 120-123 |
| Actuating Units & Repair Parts | 123 |
| Repair Parts | 124-125 |
| Tank to Bowl Parts | 125-127 |






| | |
|-------------------------|---------|
| Toilet Seat Components | 127-128 |
| Tank to Floor | 128-130 |
| Tissue Rollers | 130 |
| Personal Hygiene System | 131 |
| Bath Safety | |
| Grab Bars | 132-135 |
| Bath Seats & Rails | 135 |
| Safety Trap Covers | 136 |
| Splash Guards | 136 |
| Plumbing Tools | |
| Augers & Snakes | 137 |





| Part Num. | Item Description | UPC# | Qty | Packaging | Art |
|-----------------|---|-----------------|------|-----------|---|
| Adapters | | | | | |
| PP800-3LF | 15/16"-27 MALE AND 55/64-27 FEMALE X SHORT PATTERN SNAP-ON COUPLING FOR DISHWASHERS - LEAD FREE | 0 46224 03527 5 | 6/24 | CARDED |  |
| PP800-60LF | 15/16"-27 MALE AND 55/64-27 FEMALE X 3/4" M.H.T. AND 55/64-27 MALE THREADS - LEAD FREE | 0 46224 03526 8 | 6/24 | CARDED |  |
| PP800-61LF | 3/4"-27 FEMALE X 55/64"-27 MALE THREADS - LEAD FREE | 0 46224 03524 4 | 6/24 | CARDED |  |
| PP800-62LF | 15/16"-27 MALE X 55/64"-27 MALE THREADS - LEAD FREE | 0 46224 03525 1 | 6/24 | CARDED |  |
| PP800-64LF | 3/4"-11.5 FEMALE X 55/64"-27 MALE THREADS - LEAD FREE | 0 46224 03523 7 | 6/24 | CARDED |  |

Soap Lotion Dispensers


| | | | | | |
|----------|---------------------------|-----------------|---|--------------------------|---|
| K86011PC | POLISHED CHROME | 0 46224 01623 6 | 7 | BAGGED IN DISPLAY CARTON |  |
| K86011WH | WHITE | 0 46224 01624 3 | 7 | BAGGED IN DISPLAY CARTON |  |
| K612PC | PREMIUM - POLISHED CHROME | 0 46224 01584 0 | 3 | CLAMSHELL |  |
| K612WH | PREMIUM - WHITE | 0 46224 01583 3 | 3 | CLAMSHELL | |
| K612DSPB | PREMIUM - POLISHED BRASS | 0 46224 01586 4 | 2 | CLAMSHELL | |
| K612DSBN | PREMIUM - BRUSHED NICKEL | 0 46224 01585 7 | 3 | CLAMSHELL | |
| K612DSSS | PREMIUM - SATIN STAINLESS | 0 46224 01588 8 | 3 | CLAMSHELL | |
| K612VB | PREMIUM - VENETIAN BRONZE | 0 46224 01587 1 | 2 | CLAMSHELL | |

Faucet Hole Covers

| | | | | | |
|-------|---|-----------------|--------|------|---|
| 939PC | 1-1/2" - SNAP IN STYLE - POLISHED CHROME | 0 46224 72531 2 | 25/250 | BULK |  |
| 932PC | 1-3/4" - FIXED POST STYLE - POLISHED CHROME | 0 46224 70754 7 | 25 | BULK |  |

| Part Num. | Item Description | UPC# | Qty | Packaging | Art |
|-----------|------------------|------|-----|-----------|-----|
|-----------|------------------|------|-----|-----------|-----|

Faucet Hole Covers

| | | | | | |
|-------|--|-----------------|--------|------|---|
| 935PC | 1-3/4" - BOLT/WING NUT STYLE - POLISHED CHROME | 0 46224 93961 0 | 25/250 | BULK |  |
| 937PC | 2" - BOLT/WING NUT STYLE - POLISHED CHROME | 0 46224 93962 7 | 25/250 | BULK | |

Air Gap – Complete Assemblies

| | | | | | |
|----------|----------------|-----------------|----|-----------------------------|---|
| 85570K | CHROME | 0 46224 00508 7 | 25 | BAGGED IN DISPLAY CARTON |  |
| 85570BNK | BRUSHED NICKEL | 0 46224 01253 5 | 5 | BAGGED IN DISPLAY CARTON | |

Sink Legs

| | | | | | |
|----------|------------------------------------|-----------------|----|-------|---|
| PP826-80 | 28" PAIR - FLANGES - CHROME PLATED | 0 46224 82680 4 | 10 | BOXED |  |
|----------|------------------------------------|-----------------|----|-------|---|