

Part Num.	Item Description	Finish	UPC# 046224 +	Ctn Qty	Ctn Wt	List Price	Line Art
-----------	------------------	--------	---------------	---------	--------	------------	----------

QUARTER TURN VALVES



### QUARTER TURN VALVES

All Keeney Quarter Turn Valves feature:

- Solid Chrome Plated Brass Ball
- Brass Forged Body
- All valve bodies and components CNC Machined to our Engineering Tolerances & Specifications
- Solid Brass Stem
- Flow Rates 20% higher than ASME 112.18.1M Minimum Standard
- O-rings designed to be used at working temperatures ranging between -40° and 250°
- Teflon Seats - melting point of 621° Fahrenheit
- Valves made from Brass Alloy that complies with NSF61 Section 9
- Over 80 different configurations
- Color Coded Boxes
- 100% Pressure Leak Tested



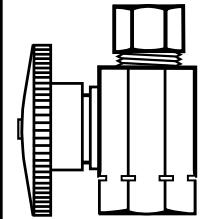
Chrome Plated Brass Ball  
Engineering precision in production of our CNC machined chrome plated brass ball, snugly matched with Teflon® seals to prevent seizing in any water condition ensures a long valve life, and your customer's satisfaction.



**QUARTER TURN VALVES**

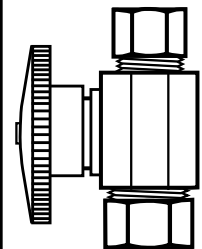
**F.I.P. X COMPRESSION - STRAIGHT QUARTER TURN VALVES - BOXED**

2055PC	3/8" F.I.P. X 3/8" O.D.		CHROME	00185 0	24	12 lbs.
2055DS	3/8" F.I.P. X 3/8" O.D.		PVD/POLISHED BRASS*	00951 1	12	12 lbs.
2058PC	1/2" F.I.P. X 3/8" O.D.		CHROME	00182 9	24	8.4 lbs.
2058DS	1/2" F.I.P. X 3/8" O.D.		PVD/POLISHED BRASS*	00952 8	12	8.4 lbs.
2060PC	1/2" X 7/16" - 1/2" O.D.- SLIP JOINT		CHROME	00785 2	12	9.9 lbs.
2059PC	1/2" F.I.P. X 1/2" O.D.		CHROME	00784 5	12	9.5 lbs.



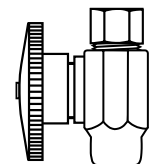
**COMPRESSION X COMPRESSION - STRAIGHT QUARTER TURN VALVES - BOXED**

2071PC	3/8" O.D. COMP. X 3/8" O.D.		CHROME	00793 7	24	8.8 lbs.
2102PC	1/2" O.D. (3/8" NOM. COPPER) X 3/8" O.D.		CHROME	00896 5	24	8.8 lbs.
2068PC	5/8" O.D. COMP. X 3/8" O.D.		CHROME	00186 7	24	9.5 lbs.
2068DS	5/8" O.D. COMP. X 3/8" O.D.		PVD/POLISHED BRASS*	00953 5	12	4.7 lbs.
2070PC	5/8" O.D. X 7/16" - 1/2" O.D.- SLIP JOINT		CHROME	00792 0	12	5.5 lbs.
2069PC	5/8" O.D. X 1/2" O.D.		CHROME	00791 3	12	3.9 lbs.
2041PC	5/8" O.D. COARSE THREAD X 3/8" O.D.		CHROME	00811 8	12	4.7 lbs.
2042PC	5/8" O.D. COARSE THREAD X 7/16" - 1/2" O.D.- SLIP JOINT		CHROME	00812 5	12	4.4 lbs.



**SWEAT X COMPRESSION - STRAIGHT QUARTER TURN VALVE - BOXED**

2781PC	1/2" COPPER SWEAT X 3/8" O.D.		CHROME	00795 1	24	7.6 lbs.
--------	-------------------------------	--	--------	---------	----	----------



Part Num.	Item Description	Finish	UPC# 046224 +	Ctn Qty	Ctn Wt	List Price	Line Art	
<b>CPVC X COMPRESSION - STRAIGHT QUARTER TURN VALVE - BOXED</b>								
2881PC	1/2" NOM. X 3/8" O.D.	CHROME	00797 5	24	10.6 lbs.			
<b>PEX X COMPRESSION - STRAIGHT QUARTER TURN VALVE - BOXED</b>								
2883PC	1/2" NOM. X 3/8" O.D.	CHROME	00799 9	12	3.8 lbs.			
<b>F.I.P. X F.I.P. - STRAIGHT QUARTER TURN VALVE - BOXED</b>								
2057PC	1/2" F.I.P. X 1/2" F.I.P.	CHROME	00919 1	24	8.4 lbs.			
<b>SWEAT INLET WITH 5" EXTENSION TUBE- STRAIGHT QUARTER TURN VALVE - BOXED</b>								
2101PC	1/2" NOM. SWEAT W/ 5" EXT X 3/8" O.D. - DEEP FLANGE	CHROME	00921 4	12	6.9 lbs.			
<b>F.I.P. X FLARE- STRAIGHT QUARTER TURN VALVES - BOXED</b>								
2710PC	1/2" F.I.P. X 3/8" O.D. FLARE	CHROME	00939 9	12	4.2 lbs.			
2711PC	1/2" F.I.P. X 1/2" O.D. FLARE	CHROME	00942 9	24	8.4 lbs.			
<b>F.I.P. X COMPRESSION - ANGLE QUARTER TURN VALVES - BOXED</b>								
2047PC	3/8" F.I.P. X 3/8" O.D.	CHROME	00779 1	24	7.6 lbs.			
2047DS	3/8" F.I.P. X 3/8" O.D.	PVD/POLISHED BRASS*	00946 7	12	7.6 lbs.			
2046PC	1/2" F.I.P. X 1/4" O.D.	CHROME	00778 4	12	4 lbs.			
2048PC	1/2" F.I.P. X 3/8" O.D.	CHROME	00184 3	24	8.4 lbs.			
2048DS	1/2" F.I.P. X 3/8" O.D.	PVD/POLISHED BRASS*	00947 4	12	8.4 lbs.			
2051PC	1/2" F.I.P. X 7/16" O.D.	CHROME	00783 8	12	4.7 lbs.			
2050PC	1/2" F.I.P. X 7/16"-1/2" O.D. - SLIP JOINT	CHROME	00782 1	24	9.9 lbs.			
2050DS	1/2" F.I.P. X 7/16"-1/2" O.D. - SLIP JOINT	PVD/POLISHED BRASS*	00948 1	12	9.9 lbs.			
2049PC	1/2" F.I.P. X 1/2" O.D.	CHROME	00781 4	12	4.4 lbs.			
<b>COMPRESSION X COMPRESSION - ANGLE QUARTER TURN VALVES - BOXED</b>								
2621PC	3/8" O.D. X 3/8" O.D.	CHROME	00786 9	12	4.2 lbs.			
2053PC	1/2" O.D. (3/8" NOM. COPPER) X 3/8" O.D.	CHROME	00895 8	12	3.9 lbs.			
2626PC	5/8" O.D. X 1/4" O.D.	CHROME	00790 6	12	4.4 lbs.			
2622PC	5/8" O.D. X 3/8" O.D.	CHROME	00183 6	24	9.5 lbs.			
2622DS	5/8" O.D. X 3/8" O.D.	PVD/POLISHED BRASS*	00949 8	12	4.2 lbs.			
2625PC	5/8" O.D. X 7/16" O.D.	CHROME	00789 0	12	4.2 lbs.			
2623PC	5/8" O.D. X 7/16"-1/2" O.D.- SLIP JOINT	CHROME	00787 6	12	5.1 lbs.			
2624PC	5/8" O.D. X 1/2" O.D.	CHROME	00788 3	12	4.9 lbs.			
2659PC	5/8" O.D. COARSE THREAD X 3/8" O.D.	CHROME	00813 2	24	8.8 lbs.			
2670PC	5/8" O.D. COARSE THREAD X 7/16"-1/2" O.D.	CHROME	00814 9	12	4.7 lbs.			
<b>SWEAT X COMPRESSION - ANGLE QUARTER TURN VALVE - BOXED</b>								
2780PC	1/2" COPPER SWEAT X 3/8" O.D.	CHROME	00794 4	24	7.6 lbs.			
<b>CPVC X COMPRESSION - ANGLE QUARTER TURN VALVE - BOXED</b>								
2880PC	1/2" NOM. X 3/8" O.D.	CHROME	00185 0	24	10.2 lbs.			


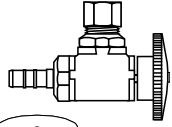
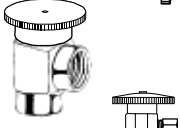
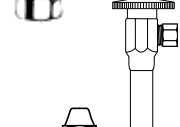
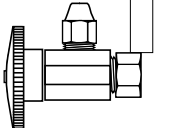
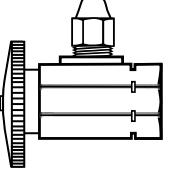

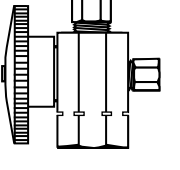


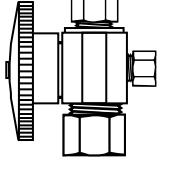

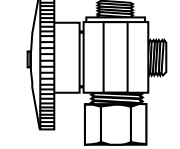
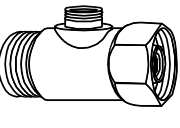
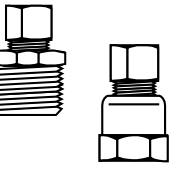
QUARTER TURN VALVES

QUARTER TURN VALVES~ADD-A-TEE ADAPTERS~ADAPTERS



THE KEENEY MANUFACTURING COMPANY

QUARTER TURN VALVES / ADAPTERS

Part Num.	Item Description	Finish	UPC# 046224 +	Ctn Qty	Ctn Wt	List Price	Line Art
<b>PEX X COMPRESSION - ANGLE QUARTER TURN VALVE - BOXED</b>							
2882PC	1/2" NOM. X 3/8" O.D. 	CHROME	00798 2	24	8.4 lbs.		
<b>F.I.P. X F.I.P. - ANGLE QUARTER TURN VALVE - BOXED</b>							
2052PC	1/2" F.I.P. X 1/2" F.I.P.	CHROME	00918 4	24	8 lbs.		
<b>SWEAT INLET WITH 5" EXTENSION TUBE - ANGLE QUARTER TURN VALVE - BOXED</b>							
2100PC	1/2" NOM. SWEAT W/ 5" EXT. X 3/8" O.D. - DEEP FLANGE	CHROME	00920 7	12	6.9 lbs.		
<b>COMPRESSION X FLARE - ANGLE QUARTER TURN VALVE - BOXED</b>							
2722PC	5/8" O.D. (1/2" NOM. COPPER) X 3/8" O.D.	CHROME	00938 2	12	4.9 lbs.		
<b>F.I.P. X FLARE - ANGLE QUARTER TURN VALVES - BOXED</b>							
2720PC	3/8" F.I.P. X 3/8" O.D. FLARE	CHROME	00933 7	24	8 lbs.		
2723PC	3/8" F.I.P. X 1/2" O.D. FLARE	CHROME	00934 4	24	8 lbs.		
2721PC	1/2" F.I.P. X 3/8" O.D. FLARE	CHROME	00936 8	12	4.2 lbs.		
2724PC	1/2" F.I.P. X 1/2" O.D. FLARE	CHROME	00937 5	12	4.2 lbs.		
<b>F.I.P. X COMPRESSION - 3 WAY QUARTER TURN VALVES - BOXED</b>							
2902PC	1/2" F.I.P. X 3/8" O.D. X 1/4" O.D. 	CHROME	00801 9	12	4.4 lbs.		
2901PC	1/2" F.I.P. X 3/8" O.D. X 3/8" O.D. 	CHROME	00800 2	24	9.1 lbs.		
2909PC	1/2" F.I.P. X 1/2" O.D. X 3/8" O.D.	CHROME	00922 1	12	5.3 lbs.		
2910PC	1/2" F.I.P. X 7/16"-1/2" O.D. X 7/16"-1/2" SLIP JOINT	CHROME	00923 8	24	12.8 lbs.		
2911PC	1/2" F.I.P. X 1/2" O.D. X 1/2" O.D.	CHROME	00924 5	24	10.2 lbs.		
<b>COMPRESSION X COMPRESSION - 3 WAY QUARTER TURN VALVES - BOXED</b>							
2904PC	5/8" O.D. X 3/8" O.D. X 1/4" O.D. 	CHROME	00804 0	12	4.9 lbs.		
2903PC	5/8" O.D. X 3/8" O.D. X 3/8" O.D. 	CHROME	00803 3	24	8.8 lbs.		
2908PC	5/8" O.D. X 1/2" O.D. X 1/4" O.D.	CHROME	00926 9	24	10.2 lbs.		
2912PC	5/8" O.D. X 1/2" O.D. X 3/8" O.D.	CHROME	00927 6	12	5.1 lbs.		
2906PC	5/8" O.D. X 7/16" O.D. X 1/4" O.D.	CHROME	00928 3	24	10.6 lbs.		
2907PC	5/8" O.D. X 7/16" O.D. X 3/8" O.D.	CHROME	00929 0	24	10.6 lbs.		
2905PC	5/8" O.D. X 1/2" O.D. X 1/2" O.D.	CHROME	00931 3	24	11.3 lbs.		
<b>COMPRESSION X M.I.P. - 3 WAY QUARTER TURN VALVE - BOXED</b>							
2701PC	5/8" O.D. X 1/2" M.I.P. X 1/2" M.I.P.	CHROME	00932 0	24	10.9 lbs.		
<b>ADD-A-TEE ADAPTERS</b>							
K2037	3/8" X 8" X 1/4"		01826 1	CARD	1 lbs.	6	
K2038	3/8" X 3/8" X 3/8"		01827 8	CARD	2 lbs.	6	
K2040	1/2" SJ X 1/2 SJ X 3/8" COMP.		01829 2	CARD	2 lbs.	6	
K2039	1/2" SJ X 1/2" SJ X 1/4"		01828 5	CARD	2 lbs.	6	
<b>ADAPTERS - STRAIGHT</b>							
7077PC	3/8" MALE I.P.S. X 3/8" O.D.	CHROME	93688 6	25	5 lbs.		
7078PC	1/2" MALE I.P.S. X 3/8" O.D.	CHROME	93690 9	25	5 lbs.		

Part Num.	Item Description	Finish	UPC# 046224 +	Ctn Qty	Ctn Wt	List Price	Line Art
<b>ADAPTERS - STRAIGHT</b>							
7076PC	1/2" FEMALE I.P.S. X 3/8" O.D.	CHROME	93687 9	25	5 lbs.		
7074PC	1/2" NOM. COPPER X 3/8" O.D.	CHROME	93699 2	25	5 lbs.		
<b>ANGLE</b>							
7079PC	1/2" FEMALE I.P.S. X 3/8" O.D.	CHROME	93691 6	25	5 lbs.		

All Keeney Quarter Turn Repair Valves feature:

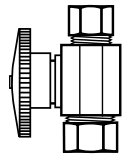
- Solid Chrome Plated Brass Ball
- Brass Forged Body
- Solid Brass Stem
- Teflon Seats - melting point of 621° Fahrenheit
- Captured Nut
- Compression Connection
- 100% Pressure Leak Tested

**QUARTER TURN REPAIR VALVE**

**REPAIR VALVES**

COMPRESSION X COMPRESSION - STRAIGHT REPAIR QUARTER TURN VALVES  
 CONNECTS TO EXISTING VALVES - BOXED

2072PC	3/8" FEMALE COMP. SWIVEL X 3/8" O.D.	CHROME	01208 5	24	8.8 lbs.
2103PC	1/2" F.I.P. FEMALE SWIVEL X 3/8" O.D.	CHROME	01207 8	24	9.5 lbs.



**COMMERCIAL VALVE**

Specially designed with the professional in mind. Keeney's new "Loose Key" valves are available in various sizes.

**QUARTER TURN LOOSE KEY VALVES**

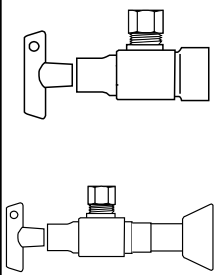
The latest addition to the expansive Quarter Turn Ball valve offering includes an assortment of quarter turn loose key valves.

- Internal Quarter Turn Ball Valve
- Available with 5" Extension
- Key chain hole on Key for added convenience

**QUARTER TURN LOOSE KEY VALVES**

LOOSE KEY ANGLE STOPS - BOXED

2047PCLK	3/8" F.I.P. X 3/8" O.D.	CHROME	01154 5	12	4.3 lbs.
2452PCLK	3/8" F.I.P. X 1/2" O.D.	CHROME	01159 4	12	4.3 lbs.
2048PCLK	1/2" F.I.P. X 3/8" O.D.	CHROME	01155 6	12	4.8 lbs.
2049PCLK	1/2" F.I.P. X 1/2" O.D.	CHROME	01156 3	12	4.8 lbs.
2100PCLK	1/2" COPPER SWEAT WITH 5" EXTENSION X 3/8" O.D. - DEEP FLANGE	CHROME	01157 6	12	6.6 lbs.



ADAPTERS / LOOSE KEY VALVES

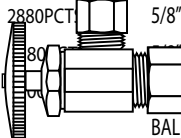
MULTI-TURN VALVES



THE KEENEY MANUFACTURING COMPANY

MULTI-TURN VALVES

Part Num.	Item Description	Finish	UPC# 046224 +	Ctn Qty	Ctn Wt	List Price	Line Art
<b>MULTI-TURN VALVES</b>							
<b>F.I.P. X COMPRESSION - STRAIGHT VALVES - BOXED</b>							
PP20052	3/8" F.I.P. X 3/8" O.D.	CHROME	20052 9	25	5.8 lbs.		
7083PCMH	3/8" F.I.P. X 3/8" O.D. (METAL HANDLE)	CHROME	73919 7	5/25	7.3 lbs.		
PP20053	1/2" F.I.P. X 3/8" O.D.	CHROME	20053 6	25	5.5 lbs.		
7084PCMH	1/2" F.I.P. X 3/8" O.D. (METAL HANDLE)	CHROME	73918 0	5/25	8 lbs.		
7284PC	1/2" F.I.P. X 1/2" O.D.	CHROME	72468 1	25	5 lbs.		
7093PC	1/2" F.I.P. X 7/16" O.D. SJ OR 1/2" O.D. - STRAIGHT	CHROME	70301 3	25	4 lbs.		
<b>COMPRESSION X COMPRESSION - STRAIGHT VALVES - BOXED</b>							
7099PC	1/2" O.D. (3/8" NOM COPPER) X 3/8" O.D. (METAL HANDLE)	CHROME	70371 6	25	4 lbs.		
PP20063	5/8" O.D. (1/2" NOM COPPER) X 3/8" O.D.	CHROME	20063 5	15	4.1 lbs.		
7092PCMH	5/8" O.D. (1/2" NOM COPPER) X 3/8" O.D. (METAL HANDLE)	CHROME	73917 3	5/25	7.8 lbs.		
7092RB	5/8" O.D. (1/2" NOM COPPER) X 3/8" O.D. (METAL HANDLE)	ROUGH BRASS	70485 0	25	7 lbs.		
7292PC	5/8" O.D. X (1/2" NOM. COPPER) X 1/2" O.D. (METAL HANDLE)	CHROME	70370 9	25	5 lbs.		
<b>SWEAT X COMPRESSION - STRAIGHT VALVES - BOXED</b>							
PP20062	1/2" COPPER SWEAT X 3/8" O.D.	CHROME	20052 9	25	7.5 lbs.		
7087PC	1/2" COPPER SWEAT X 3/8" O.D. (METAL HANDLE)	CHROME	07087 7	5/25	7.8 lbs.		
<b>CPVC X COMPRESSION - STRAIGHT VALVE - BOXED</b>							
PP20322	1/2" NOM. X 3/8" O.D.	CHROME	20322 3	10	3.9 lbs.		
<b>F.I.P. X COMPRESSION - ANGLE VALVES - BAGGED</b>							
7282PC	1/2" F.I.P. X 1/4" O.D. (METAL HANDLE)	CHROME	72465 0	25	5 lbs.		
PP20050	3/8" F.I.P. X 3/8" O.D.	CHROME	20052 9	25	5 lbs.		
7085PCMH	3/8" F.I.P. X 3/8" O.D. (METAL HANDLE)	CHROME	73921 2	5/25	6.3 lbs.		
PP20051	1/2" F.I.P. X 3/8" O.D.	CHROME	20051 2	25	5.5 lbs.		
7086PCMH	1/2" F.I.P. X 3/8" O.D. (METAL HANDLE)	CHROME	73920 3	5/25	7.1 lbs.		
PP20054	1/2" F.I.P. X 7/16" O.D.	CHROME	20054 3	15	4.5 lbs.		
<b>COMPRESSION X COMPRESSION - ANGLE VALVES - BAGGED</b>							
7283PC	5/8" O.D. (1/2" NOM COPPER) X 1/4" O.D. (METAL HANDLE)	CHROME	70527 7	25	7 lbs.		
7283RB	5/8" O.D. (1/2" NOM COPPER) X 1/4" O.D. (METAL HANDLE)	ROUGH BRASS	71302 9	25	7 lbs.		
PP20061	5/8" O.D. (1/2" NOM COPPER) X 3/8" O.D.	CHROME	20061 1	15	3.3 lbs.		
7095PCMH	5/8" O.D. (1/2" NOM COPPER) X 3/8" O.D. (METAL HANDLE)	CHROME	73829 9	5/25	6.8 lbs.		
7095RB	5/8" O.D. (1/2" NOM COPPER) X 3/8" O.D. (METAL HANDLE)	ROUGH BRASS	70429 4	25	7 lbs.	12.68	
7288PC	5/8" O.D. (1/2" NOM COPPER) X 1/2" O.D.	CHROME	72469 8	25	3 lbs.		
7096PC	1/2" O.D. X 7/16" O.D. S J OR 1/2" O.D. - ANGLE	CHROME	93704 3	25	4 lbs.		
<b>SWEAT X COMPRESSION - ANGLE VALVES - BAGGED</b>							
PP20060	1/2" COPPER SWEAT X 3/8" O.D.	CHROME	20060 4	15	3.5 lbs.		
7088PC	1/2" COPPER SWEAT X 3/8" O.D. (METAL HANDLE)	CHROME	07088 2	5/25	6.5 lbs.		
7088RB	1/2" COPPER SWEAT X 3/8" O.D. (METAL HANDLE)	ROUGH BRASS	70430 0	25	3.0 lbs.		

Part Num.	Item Description	Finish	UPC# 046224 +	Ctn Qty	Ctn Wt	List Price	Line Art
CPVC X COMPRESSION - ANGLE VALVE - BAGGED PP20321	1/2" NOM. X 3/8" O.D.	CHROME	20321 6	10	3.2 lbs.	\$16.40	
<b>ONE PIECE LAVATORY CONNECTION KITS</b>							
QUARTER TURN VALVE AND BRAIDED STAINLESS STEEL CONNECTOR LAVATORY/SINK KITS PACKED 2 PER BAG WITH FLANGE							
2622PCFSS12	5/8" O.D. X (1/2" NOM. COPPER) X 1/2" F.I.P.- 12"	CHROME & SS	01160 6	12	6.6 lbs.		
2622PCFSS16	5/8" O.D. X (1/2" NOM. COPPER) X 1/2" F.I.P.- 16"	CHROME & SS	01161 3	12	6.8 lbs.		
2622PCFSS20	5/8" O.D. X (1/2" NOM. COPPER) X 1/2" F.I.P.- 20"	CHROME & SS	01162 0	12	7.4 lbs.		
2880PCFSS12	5/8" O.D. X (1/2" NOM. CPVC) X 1/2" F.I.P.- 12"	CHROME & SS	01167 5	12	6.8 lbs.		
2880PCFSS16	5/8" O.D. X (1/2" NOM. CPVC) X 1/2" F.I.P.- 16"	CHROME & SS	01168 2	12	7.7 lbs.		
2880PCFSS20	5/8" O.D. X (1/2" NOM. CPVC) X 1/2" F.I.P.- 20"	CHROME & SS	01169 6	12	7.9 lbs.		
<b>ONE PIECE TOILET CONNECTION KITS</b>							
QUARTER TURN VALVE AND BRAIDED STAINLESS STEEL CONNECTOR TOILET KITS PACKED 1 PER BAG WITH FLANGE							
2622PCT5S9	5/8" O.D. X (1/2" NOM. COPPER) X 7/8" BALLCOCK- 9"	CHROME & SS	01165 1	24	12.1 lbs.		
2622PCT5S12	5/8" O.D. X (1/2" NOM. COPPER) X 7/8" BALLCOCK- 12"	CHROME & SS	01163 7	24	12.6 lbs.		
2622PCT5S16	5/8" O.D. X (1/2" NOM. COPPER) X 7/8" BALLCOCK- 16"	CHROME & SS	01164 4	24	13.2 lbs.		
2880PCT5S9	5/8" O.D. X (1/2" NOM. CPVC) X 7/8" BALLCOCK- 9"	CHROME & SS	01172 9	24	13.2 lbs.		
2880PCT5S12	5/8" O.D. X (1/2" NOM. CPVC) X 7/8" BALLCOCK- 12"	CHROME & SS	01170 5	24	13.7 lbs.		
2880PCT5S16	5/8" O.D. X (1/2" NOM. CPVC) X 7/8" BALLCOCK- 16"	CHROME & SS	01171 2	24	14.3 lbs.		
	COPPER SWEAT WITH 5" EXT. X 7/8" BALLCOCK- 9"- DEEP FLANGE	CHROME & SS	01158 3	12	6.8 lbs.		
<b>MULTI-TURN LAVATORY/SINK SUPPLY KITS</b>							
VALVE AND LAVATORY SUPPLY TUBES WITH FLANGE - BAGGED							
7095KL12PC	1/2" NOM. COMPRESSION X 3/8" O.D. X 12" LAVATORY SUPPLY KIT WITH FLANGES	CHROME	17095 2	10	8 lbs.		
7095KL12PB	1/2" NOM. COMPRESSION X 3/8" O.D. X 12" LAVATORY SUPPLY KIT WITH FLANGES	POLISHED BRASS	72473 5	10	8 lbs.		
<b>MULTI-TURN CLOSET SUPPLY KITS</b>							
VALVE AND CLOSET SUPPLY TUBES WITH FLANGE - BAGGED							
7085KC12PCZ	3/8" F.I.P. X 3/8" O.D. X 12" CLOSET SUPPLY KIT WITH FLANGES	CHROME	72466 7	10	8 lbs.		
7095KC12PC	1/2" NOM. COMPRESSION X 3/8" O.D. X 12" CLOSET SUPPLY KIT WITH FLANGES	CHROME	70377 8	10	8 lbs.		
7095KC12PB	1/2" NOM. COMPRESSION X 3/8" O.D. X 12" CLOSET SUPPLY KIT WITH FLANGES	POLISHED BRASS	72284 7	10	8 lbs.		

LAVATORY KITS / TOILET KITS

# SELL KIT~MASTERVALVE™~PEX RISER TUBES




THE KEENEY MANUFACTURING COMPANY

Part Num.	Item Description	Finish	UPC# 046224 +	Ctn Qty	Ctn Wt	List Price	Line Art
<b>LICENSE TO SELL KIT</b>							
WATER SUPPLY SALESMAN SAMPLE KIT							
LICSELLWS	WATER SUPPLY SALESMAN SAMPLE KIT. ASSORTED SUPPLY LINES AND VALVES. QUARTER TURN DISPLAY.					\$46.49	
							

SUPPLY & RISER TUBES

The MASTERVALVE is versatile -it can be adapted to many different scenarios.

## MASTERVALVE™



The MASTERVALVE valve provides multiple outlets for both hot and cold water hook ups for a kitchen or vanity faucet.



Additional outlets on the MASTERVALVE allow for vertical or horizontal hook up to the dishwasher or instant hot water or ice maker, and many other applications.

As per building or plumbing codes, only one outlet of either the hot or cold supply side may be used at once. Please check local building codes for application and use.

### MASTERVALVE™

2343	1/2" F.I.P. X 1/4", 3/8", 3/4" MASTERVALVE	PLASTIC	BAG	00391 5	10	
2344	1/2" O.D. X 1/4", 3/8", 3/4" MASTERVALVE	CHROME	BAG	02344 0	-	
2345	1/2" F.I.P. X 1/2" M.I.P. AND 1/2" SWEAT INLET ADAPTER	CHROME	BAG	02345 0	-	
2346	1/2" O.D. X 1/2" M.I.P. AND 1/2" SWEAT INLET ADAPTER	CHROME	BAG	02346 0	-	

PATENT #: 6,206,028 AND D442,260



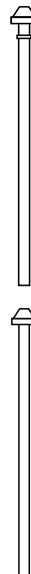
### PEX RISER TUBES

#### LAVATORY

50-1	3/8" O.D. X 12"	93162 1	100	3.5 lbs.
50-2	3/8" O.D. X 15"	93163 8	100	4.5 lbs.
50-3	3/8" O.D. X 20"	93165 2	100	5.8 lbs.
50-4	3/8" O.D. X 30"	93166 9	100	8.1 lbs.
50-5	3/8" O.D. X 36"	93167 6	100	10.2 lbs.

#### CLOSET

51-1	3/8" O.D. X 12"	93190 4	100	3.7 lbs.
51-2	3/8" O.D. X 15"	93191 1	100	4.5 lbs.
51-3	3/8" O.D. X 20"	93193 5	100	5.9 lbs.



Part Num.	Item Description	Finish	UPC# 046224 +	Ctn Qty	Ctn Wt	List Price	Line Art
<b>SUPPLY SMOOTH RISER TUBES</b>							
<b>LAVATORY</b>							
107001RB	3/8" O.D. X 12"	ROUGH	91758 8	100	12 lbs.		
107001PC	3/8" O.D. X 12"	CHROME	91756 4	100	11.4 lbs.		
K107001PB	3/8" O.D. X 12"	POLISHED BRASS	70669 4	10	3 lbs.		
107002RB	3/8" O.D. X 20"	ROUGH	91762 5	100	18 lbs.		
107002PC	3/8" O.D. X 20"	CHROME	91760 1	100	19.1 lbs.		
K107002PB	3/8" O.D. X 20"	POLISHED BRASS	70668 7	10	5 lbs.		
107003RB	3/8" O.D. X 30"	ROUGH	91765 6	100	15 lbs.		
107003PC	3/8" O.D. X 30"	ROUGH	91764 9	100	15 lbs.		
107004RB	3/8" O.D. X 36"	ROUGH	91768 7	100	28 lbs.		
107004PC	3/8" O.D. X 36"	CHROME	91766 3	100	28 lbs.		
108001PC	1/2" O.D. X 12"	CHROME	91777 9	100	5 lbs.		
108002PC	1/2" O.D. X 20"	CHROME	91779 3	100	25 lbs.		
<b>CLOSET</b>							
107050PC	3/8" O.D. X 12"	CHROME	91772 4	100	11 lbs.		
K107050PB	3/8" O.D. X 12"	POLISHED BRASS	70338 9	10	1 lb.		
107051PC	3/8" O.D. X 20"	CHROME	91775 5	100	13 lbs.		
K107051PB	3/8" O.D. X 20"	POLISHED BRASS	07051 1	10	1 lb.		
108050PC	1/2" O.D. X 12"	CHROME	91782 3	100	14.5 lbs.		
<b>COMPRESSION RISERS</b>							
7216PC	3/8" COMPRESSION X 3/8" O.D. - 12"	CHROME	70474 4	100	16 lbs.		
7217PC	3/8" COMPRESSION X 3/8" O.D. - 20"	CHROME	70475 1	25	.5 lb.		

CONNECTORS

### QUALITY

Keeney connectors are made of high quality materials, and are manufactured to our strict engineering tolerances and specifications. Keeney connectors are available in stainless steel and vinyl, in numerous configurations to meet all customers needs. Keeney connectors use only solid Brass Inserts and Nitrile Cone Washers.

**WATER SUPPLY CONNECTORS**

**FAUCET SUPPLY TUBES**

**COMPRESSION INLET - VINYL**

PP23860	3/8" COMPRESSION X 1/2" F.I.P. - 12"		BULK WITH FLAG LABEL	23860 7	25	4 lbs.
PP23861	3/8" COMPRESSION X 1/2" F.I.P. - 16"		BULK WITH FLAG LABEL	23861 4	25	5 lbs.
PP23862	3/8" COMPRESSION X 1/2" F.I.P. - 20"		BULK WITH FLAG LABEL	23862 1	25	6 lbs.



# TOILET CONNECTORS



THE KEENEY MANUFACTURING COMPANY

CONNECTORS


Part Num.	Item Description	Packed	UPC# 046224 +	Ctn Qty	Ctn Wt	List Price	Line Art
<b>COMPRESSION INLET - VINYL - CONTINUED</b>							
PP23863	3/8" COMPRESSION X 1/2" F.I.P. - 36"	BULK WITH FLAG LABEL	23863 8	25	8 lbs.		
PP23869	3/8" COMPRESSION X 1/2" F.I.P. - 48"	BULK WITH FLAG LABEL	23869 0	25	9 lbs.		
PP23865	1/2" COMPRESSION X 1/2" F.I.P. - 12"	BULK WITH FLAG LABEL	23865 2	25	4 lbs.		
PP23866	1/2" COMPRESSION X 1/2" F.I.P. - 16"	BULK WITH FLAG LABEL	23866 9	25	5 lbs.		
PP23867	1/2" COMPRESSION X 1/2" F.I.P. - 20"	BULK WITH FLAG LABEL	23867 6	25	6 lbs.		
PP23868	1/2" COMPRESSION X 1/2" F.I.P. - 36"	BULK WITH FLAG LABEL	23868 3	25	8 lbs.		
<b>F.I.P. INLET - VINYL</b>							
PP23883	1/2" F.I.P. X 1/2" F.I.P. - 12"	BULK WITH FLAG LABEL	23883 6	25	4 lbs.		
PP23884	1/2" F.I.P. X 1/2" F.I.P. - 16"	BULK WITH FLAG LABEL	23884 3	25	5 lbs.		
PP23885	1/2" F.I.P. X 1/2" F.I.P. - 20"	BULK WITH FLAG LABEL	70572 7	25	6 lbs.		
PP23453	1/2" F.I.P. X 1/2" F.I.P. - 36"	BULK WITH FLAG LABEL	23453 1	25	8 lbs.		
PP23888	1/2" F.I.P. X 1/2" F.I.P. - 48"	BULK WITH FLAG LABEL	23888 1	25	9 lbs.		

## TOILET SUPPLY TUBES

<b>COMPRESSION INLET - VINYL</b>							
PP23870	3/8" COMPRESSION X 7/8" BALLCOCK - 9"	BULK WITH FLAG LABEL	23870 6	25	4 lbs.		
PP23871	3/8" COMPRESSION X 7/8" BALLCOCK - 12"	BULK WITH FLAG LABEL	23871 3	25	4 lbs.		
PP23873	3/8" COMPRESSION X 7/8" BALLCOCK - 16"	BULK WITH FLAG LABEL	23873 7	25	4 lbs.		
PP23872	3/8" COMPRESSION X 7/8" BALLCOCK - 20"	BULK WITH FLAG LABEL	23872 0	25	6 lbs.		
PP23874	1/2" COMPRESSION X 7/8" BALLCOCK - 9"	BULK WITH FLAG LABEL	23874 4	25	4 lbs.		
PP23875	1/2" COMPRESSION X 7/8" BALLCOCK - 12"	BULK WITH FLAG LABEL	23875 1	25	4 lbs.		
PP23877	1/2" COMPRESSION X 7/8" BALLCOCK - 16"	BULK WITH FLAG LABEL	23877 5	25	4 lbs.		
PP23876	1/2" COMPRESSION X 7/8" BALLCOCK - 20"	BULK WITH FLAG LABEL	23876 8	25	6 lbs.		
<b>F.I.P. INLET - VINYL</b>							
PP23882	1/2" F.I.P. X 7/8" BALLCOCK - 12"	BULK WITH FLAG LABEL	70571 0	25	4 lbs.		

### LABELING

Easy to read, easy to use label attached to the product. Color coded for easy installation by type. Barcoded to aid in stocking and inventory.



### VINYL

- Faucet connectors
- Faucet Connectors - Delta Style
- Toilet Connectors
- Dishwasher Connectors

**QUALITY HOSE**  
A braided polyester yarn layer covers a PVC tube.

**FLEXIBILITY**  
No knots, kinks or crimps.

### CONNECTORS: VINYL

**NUTS & INSERTS**  
Chrome Plated Brass Nuts, Solid Brass Inserts. Quick easy installation.

**WASHERS NITRILE**  
Cone Washers

## FAUCET SUPPLY TUBES

<b>COMPRESSION INLET X COMPRESSION OUTLET - STAINLESS STEEL</b>							
PP23809	3/8" COMPRESSION X 3/8" COMPRESSION - 12"	BULK WITH FLAG LABEL	00733 3	25	4.9 lbs.		
PP23800	3/8" COMPRESSION X 3/8" COMPRESSION - 20"	BULK WITH FLAG LABEL	00734 0	25	7.7 lbs.		

Part Num.	Item Description	Packed	UPC# 046224 +	Ctn Qty	Ctn Wt	List Price	Line Art
<b>COMPRESSION INLET - STAINLESS STEEL</b>							
PP23801	3/8" COMPRESSION X 1/2" F.I.P. - 12"	BULK WITH FLAG LABEL	23801 0	25	5.5 lbs.		
PP23802	3/8" COMPRESSION X 1/2" F.I.P. - 16"	BULK WITH FLAG LABEL	23802 7	25	7.7 lbs.		
PP23803	3/8" COMPRESSION X 1/2" F.I.P. - 20"	BULK WITH FLAG LABEL	23803 4	25	9.3 lbs.		
PP23808	3/8" COMPRESSION X 1/2" F.I.P. - 30"	BULK WITH FLAG LABEL	23808 9	10	4.9 lbs.		
PP23815	3/8" COMPRESSION X 1/2" F.I.P. - 36"	BULK WITH FLAG LABEL	23815 7	10	11 lbs.		
PP23819	7/16" COMPRESSION X 1/2" F.I.P. - 12"	BULK WITH FLAG LABEL	23819 5	25	4.9 lbs.		
PP23824	7/16" COMPRESSION X 1/2" F.I.P. - 16"	BULK WITH FLAG LABEL	00735 4	25	8.2 lbs.		
PP23825	7/16" COMPRESSION X 1/2" F.I.P. - 20"	BULK WITH FLAG LABEL	00736 4	25	8.8 lbs.		
PP23810	1/2" COMPRESSION X 1/2" F.I.P. - 12"	BULK WITH FLAG LABEL	23810 2	25	6 lbs.		
PP23811	1/2" COMPRESSION X 1/2" F.I.P. - 16"	BULK WITH FLAG LABEL	23811 9	25	8.2 lbs.		
PP23840	1/2" COMPRESSION X 1/2" F.I.P. - 20"	BULK WITH FLAG LABEL	23840 9	25	9.3 lbs.		
PP23839	1/2" COMPRESSION X 1/2" F.I.P. - 30"	BULK WITH FLAG LABEL	00777 7	10	4.9 lbs.		
<b>F.I.P. INLET - STAINLESS STEEL</b>							
PP23816	1/2" F.I.P. X 1/2" F.I.P. - 12"	BULK WITH FLAG LABEL	23816 4	25	7.1 lbs.		
PP23817	1/2" F.I.P. X 1/2" F.I.P. - 16"	BULK WITH FLAG LABEL	23817 1	25	8.2 lbs.		
PP23818	1/2" F.I.P. X 1/2" F.I.P. - 20"	BULK WITH FLAG LABEL	23818 8	25	8.8 lbs.		
PP23799	1/2" F.I.P. X 1/2" F.I.P. - 30"	BULK WITH FLAG LABEL	00776 0	10	5.8 lbs.		
<b>COMPRESSION INLET X DELTA STYLE - STAINLESS STEEL</b>							
PP23850	3/8" COMPRESSION X DELTA STYLE - 12"	BULK WITH FLAG LABEL	23850 8	25	7.1 lbs.		
PP23852	3/8" COMPRESSION X DELTA STYLE - 16"	BULK WITH FLAG LABEL	00745 6	25	8.8 lbs.		
PP23851	3/8" COMPRESSION X DELTA STYLE - 20"	BULK WITH FLAG LABEL	23851 5	25	9.3 lbs.		
<b>FINE THREAD FLARE INLET - STAINLESS STEEL</b>							
PP23829	3/8" FINE THREAD FLARE X 1/2" F.I.P. - 12"	BULK WITH FLAG LABEL	00740 8	25	7.7 lbs.		
PP23841	3/8" FINE THREAD FLARE X 1/2" F.I.P. - 20"	BULK WITH FLAG LABEL	23841 6	25	8.2 lbs.		
PP23846	3/8" FINE THREAD FLARE X 1/2" F.I.P. - 30"	BULK WITH FLAG LABEL	00741 8	10	8.8 lbs.		
PP23847	1/2" FINE THREAD FLARE X 1/2" F.I.P. - 12"	BULK WITH FLAG LABEL	00742 5	25	7.7 lbs.		
PP23848	1/2" FINE THREAD FLARE X 1/2" F.I.P. - 20"	BULK WITH FLAG LABEL	00743 2	25	8.8 lbs.		
PP23849	1/2" FINE THREAD FLARE X 1/2" F.I.P. - 30"	BULK WITH FLAG LABEL	00744 9	10	9.3 lbs.		
<b>FINE THREAD FLARE INLET X COMPRESSION OUTLET - STAINLESS STEEL</b>							
PP23826	3/8" FINE THREAD FLARE X 3/8" COMPRESSION - 12"	BULK WITH FLAG LABEL	00737 1	25	7.7 lbs.		
PP23827	3/8" FINE THREAD FLARE X 3/8" COMPRESSION - 20"	BULK WITH FLAG LABEL	00738 8	25	8.2 lbs.		
PP23828	3/8" FINE THREAD FLARE X 3/8" COMPRESSION - 30"	BULK WITH FLAG LABEL	00739 5	10	8.8 lbs.		

CONNECTORS / HOSES

Part Num.	Item Description	Packed	UPC# 046224 +	Ctn Qty	Ctn Wt	List Price	Line Art
-----------	------------------	--------	---------------	---------	--------	------------	----------

**CONNECTORS: STAINLESS STEEL**



**STAINLESS STEEL**

- Faucet connectors
- Dishwasher Connectors
- Water Heater Connectors
- Ice Maker Connectors
- Toilet Connectors
- Faucet Connectors - Delta Style
- Washing Machine Connectors

**FLEXIBILITY**

.304 Stainless Steel Braid is tough, bends without kinking or crimping.

**NUTS & WASHERS**

Chrome Plated Brass Nuts, Solid Brass Inserts. Quick easy installation.

**WASHERS NITRILE**

Cone Washers.


**QUALITY HOSE**

.304 Stainless Steel Braid over on extruded tough durable EPDM tube.

**TOILET SUPPLY TUBES**

**COMPRESSION INLET - STAINLESS STEEL**

PP23804	3/8" COMPRESSION X 7/8" BALLCOCK - 9"		BULK WITH FLAG LABEL	23804 1	25	3.8 lbs.
PP23805	3/8" COMPRESSION X 7/8" BALLCOCK - 12"		BULK WITH FLAG LABEL	23805 8	25	6 lbs.
PP23807	3/8" COMPRESSION X 7/8" BALLCOCK - 16"		BULK WITH FLAG LABEL	23807 2	25	6.6 lbs.
PP23806	3/8" COMPRESSION X 7/8" BALLCOCK - 20"		BULK WITH FLAG LABEL	23806 5	25	7.7 lbs.
PP23853	7/16" COMPRESSION X 7/8" BALLCOCK - 12"		BULK WITH FLAG LABEL	00746 3	25	6.6 lbs.
PP23842	1/2" COMPRESSION X 7/8" BALLCOCK - 9"		BULK WITH FLAG LABEL	23842 3	25	3.8 lbs.
PP23843	1/2" COMPRESSION X 7/8" BALLCOCK - 12"		BULK WITH FLAG LABEL	23843 0	25	6 lbs.
PP23844	1/2" COMPRESSION X 7/8" BALLCOCK - 16"		BULK WITH FLAG LABEL	23844 7	25	7.1 lbs.
PP23845	1/2" COMPRESSION X 7/8" BALLCOCK - 20"		BULK WITH FLAG LABEL	23845 4	25	8.2 lbs.




**F.I.P. INLET - STAINLESS STEEL**

PP23813	1/2" F.I.P. X 7/8" BALLCOCK - 9"		BULK WITH FLAG LABEL	23813 3	25	4.9 lbs.
PP23812	1/2" F.I.P. X 7/8" BALLCOCK - 12"		BULK WITH FLAG LABEL	23812 6	25	6 lbs.
PP23814	1/2" F.I.P. X 7/8" BALLCOCK - 16"		BULK WITH FLAG LABEL	23814 0	25	6.7 lbs.
PP23838	1/2" F.I.P. X 7/8" BALLCOCK - 20"		BULK WITH FLAG LABEL	00807 1	25	8.2 lbs.



**FINE THREAD FLARE INLET - STAINLESS STEEL**

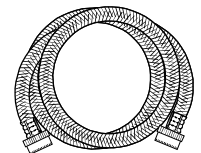
PP23854	3/8" FINE THREAD FLARE X 7/8" BALLCOCK - 12"		BULK WITH FLAG LABEL	00747 0	25	6 lbs.
PP23855	3/8" FINE THREAD FLARE X 7/8" BALLCOCK - 20"		BULK WITH FLAG LABEL	00748 7	25	7.7 lbs.
PP23856	1/2" FINE THREAD FLARE X 7/8" BALLCOCK - 12"		BULK WITH FLAG LABEL	00749 4	25	15.1 lbs.
PP23857	3/8" FINE THREAD FLARE X 7/8" BALLCOCK - 20"		BULK WITH FLAG LABEL	00750 0	25	20.6 lbs.



**WASHING MACHINE HOSES**

**COMPRESSION INLET - STAINLESS STEEL**

PP23821	3/4" F.H.T. X 3/4" F.H.T. X 48"		BULK WITH FLAG LABEL	23821 8	10	7.1 lbs.
PP23832	3/4" F.H.T. X 3/4" F.H.T. X 60"		BULK WITH FLAG LABEL	00751 7	10	8.2 lbs.



CONNECTORS / HOSES

Part Num.	Item Description	Packed	UPC# 046224 +	Ctn Qty	Ctn Wt	List Price	Line Art
<b>DISHWASHER HOSES</b>							
<b>STAINLESS STEEL</b>							
PP23833	3/8" COMPRESSION X 3/8" M.I.P. ELBOW X 60"	BULK WITH FLAG LABEL	00752 4	10	8.8 lbs.		
PP23834	3/8" COMPRESSION X 3/8" M.I.P. ELBOW X 72"	BULK WITH FLAG LABEL	00753 1	10	5.5 lbs.		
PP23835	3/8" COMPRESSION X 3/8" M.I.P. ELBOW X 84"	BULK WITH FLAG LABEL	00754 8	10	6 lbs.		
PP23836	1/2" F.I.P. X 3/8" M.I.P. ELBOW X 48"	BULK WITH FLAG LABEL	00755 5	10	7.7 lbs.		
PP23837	1/2" F.I.P. X 3/8" M.I.P. ELBOW X 60"	BULK WITH FLAG LABEL	00756 2	10	8.8 lbs.		
<b>ICE MAKER</b>							
<b>COMPRESSION INLET - STAINLESS STEEL</b>							
PP25523	1/4" COMPRESSION X 1/4" COMPRESSION X 60"	BULK WITH FLAG LABEL	00757 9	10	5.5 lbs.		
PP25529	1/4" COMPRESSION X 1/4" COMPRESSION X 120"	BULK WITH FLAG LABEL	00758 6	10	9.9 lbs.		
<b>WATER HEATER</b>							
<b>STAINLESS STEEL</b>							
PP888-1	3/4" F.I.P. X 3/4" F.I.P. X 12"	BULK WITH FLAG LABEL	88801 7	10	7.7 lbs.		
PP888-3	3/4" F.I.P. X 3/4" F.I.P. X 18"	BULK WITH FLAG LABEL	88803 1	10	8.2 lbs.		
PP888-4	3/4" F.I.P. X 3/4" F.I.P. X 24"	BULK WITH FLAG LABEL	88804 8	10	11 lbs.		
PP888-10	3/4" F.I.P. X 3/4" M.I.P. X 12"	BULK WITH FLAG LABEL	00808 8	10	8.2 lbs.		
PP888-11	3/4" F.I.P. X 3/4" M.I.P. X 18"	BULK WITH FLAG LABEL	00809 5	10	8.5 lbs.		
PP888-12	3/4" F.I.P. X 3/4" M.I.P. X 24"	BULK WITH FLAG LABEL	00810 1	10	11 lbs.		
<b>WATER SUPPLY CONNECTOR DISPLAY</b>							
CD6-7R	WATER SUPPLY CONNECTOR DISPLAY						
	25 - PP23801						
	3/8" COMPRESSION X 1/2" F.I.P. - 1/2"LAV						
	25 - PP23801						
	3/8" COMPRESSION X 1/2" F.I.P. - 1/2"LAV						
	25 - PP23801						
	3/8" COMPRESSION X 1/2" F.I.P. - 1/2"LAV						
	25 - PP23801						
	3/8" COMPRESSION X 1/2" F.I.P. - 1/2"LAV						
	25 - PP23801						
	3/8" COMPRESSION X 1/2" F.I.P. - 1/2"LAV						
	25 - PP23801						
	3/8" COMPRESSION X 1/2" F.I.P. - 1/2"LAV						
	25 - PP23801						
	3/8" COMPRESSION X 1/2" F.I.P. - 1/2"LAV						
	1 - COLOR CODED MERCHANDISING STRIP						
	1 - SELF LIQUIDATING RISER RACK						

HOSES / DISPLAY

# WASHERS~FRICTION RINGS~FERRULE



THE KEENEY MANUFACTURING COMPANY

Part Num.	Item Description	Packed	UPC# 046224 +	Ctn Qty	Ctn Wt	List Price	Line Art
RUBBER CONE WASHERS							
PP810-31BU	3/8" I.D. X 22/32" O.D. X 3/8" O.D. LAVATORY	BULK	91131 9	100	1 lb.		
PP810-33BU	3/8" I.D. X 13/16" O.D. X 3/8" O.D. CLOSET	BULK	01788 2	100	1 lb.		
FERRULE							
50-9	3/8" PLASTIC FERRULE	BULK	93168 3	100	2.5 lbs.		
PLASTIC FLAT SEAT INSERT							
507050P	3/8" - 1/2" O.D. FORMED CLOSET TUBE	BULK	07050 4	25	1 lb.		

WASHERS / FRICTION RINGS / FERRULE