





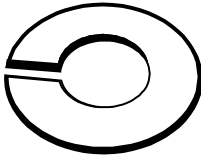


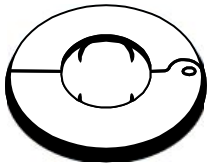
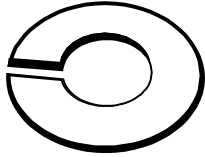
Part Number	Item Description	UPC No.	Box Qty	Box Wt	Ship Ctn Qty	Ship Ctn Wt	Ship Cubic Ft
<b>SHALLOW FLANGES</b>							
<b>SLIPS 3/8" I.P.S. OR 1/2" COPPER</b>							
	<b>PP90PC</b>	Chrome Plated 1 Per Card. 4.25"H x 3.5"W	00090 7	6	.40	24	1.6 .35
	<b>PP90PB</b>	Polished Brass 1 Per Card. 4.25"H x 3.5"W	99990 4	6	.40	24	1.6 .35
	<b>PP20290</b>	Chrome Plated 1 Per Bag. 5.5"H x 4"W	20290 5	-	-	25	1.2 .17
<b>SHALLOW FLANGES. SLIPS 1/2" I.P.S.</b>							
	<b>PP91PC</b>	Chrome Plated 1 Per Card. 4.25"H x 3.5"W	00091 4	6	.39	24	1.6 .35
	<b>PP91PB</b>	Polished Brass 1 Per Card. 4.25"H x 3.5"W	99991 1	6	.39	24	1.6 .35
	<b>PP20291</b>	Chrome Plated 1 Per Bag. 5.5"H x 4"W	20291 2	-	-	25	1.2 .17
<b>SHALLOW FLANGES</b>							
	<b>PP802-88</b>	Slips 1/2" Nom. Copper. Chrome Plated 1 Per Card. 4.25"H x 3.5"W	01484 3	6	.30	24	1.3 .35
	<b>PP20288</b>	Slips 1/2" Nom. Copper. Chrome Plated 1 Per Bag. 7.5"H x 3.75"W x 5"D	70528 4	-	-	10	.34 .35
	<b>PP802-89</b>	Slips 3/4" Nom. Copper. Chrome Plated 1 Per Card. 4.25"H x 3.5"W	01485 0	6	.30	24	1.3 .17
	<b>PP20289</b>	Slips 3/4" Nom. Copper. Chrome Plated 1 Per Bag. 7.5"H x 3.75"W x 5"D	20289 9	-	-	10	.34 .17
<b>SHALLOW FLANGES. PLASTIC</b>							
	<b>PP21136</b>	Slips 3/8" Nom. Copper. White 1 Per Bag. 7.5"H x 3.75"W x 5"D	21136 5	-	-	25	.45 .08
	<b>PP808-84</b>	Slips 1/2" Nom. Copper. White 1 Per Card. 4.25"H x 3.5"W	01488 1	6	.15	24	.60 .35
	<b>PP20884</b>	Slips 1/2" Nom. Copper. White 1 Per Bag. 7.5"H x 3.75"W x 9"D	20884 6	-	-	25	.45 .15
	<b>PP823-00</b>	Slips 1/2" I.P.S. White 1 Per Card. 4.25"H x 3.5"W	01677 9	6	-	24	.54 .08

WATER SUPPLIES

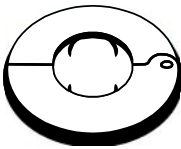
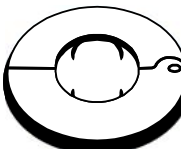
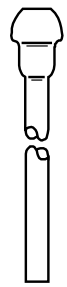
Part Number	Item Description	UPC No. 046224	Box Qty	Box Wt	Ship Ctn Qty	Ship Ctn Wt	Ship Cubic Ft
<b>CONTINUED</b>							
<b>SHALLOW FLANGES. PLASTIC</b>							
	<b>PP20300</b>	Slips 1/2" I.P.S. White 1 Per Bag. 7.5"H x 3.75"W x 5"D	20300 1	-	-	25	.56 .08
	<b>PP803-01</b>	Slips 3/4" Nom. Copper. White 1 Per Card. 4.25"H x 3.5"W	01486 7	6	.20	24	.70 .15
	<b>PP20301</b>	Slips 3/4" Nom. Copper. White 1 Per Bag. 7.5"H x 3.75"W x 9"D	20301 8	-	-	25	.69 .15
	<b>PP808-82</b>	Slips 3/4" I.P.S. White 1 Per Card. 4.25"H x 3.5"W	01487 4	6	.14	24	.54 .08
	<b>PP20882</b>	Slips 3/4" I.P.S. White 1 Per Bag. 7.5"H x 3.75"W x 5"D	20882 2	-	-	25	.56 .08
<b>DEEP FLANGES</b>							
	<b>PP93PC</b>	3/8" O.D. Chrome Plated 1 Per Card. 4.75"H x 3.75"W	00093 8	6	.53	24	2.3 .35
	<b>PP20293</b>	3/8" O.D. Chrome Plated 1 Per Bag. 5.5"H x 4"W	20293 6	-	-	15	.83 .17
	<b>PP94PC</b>	1/2" O.D. Chrome Plated 1 Per Card. 4.75"H x 3.75"W	00094 5	6	.53	24	2.3 .35
	<b>PP20294</b>	1/2" O.D. Chrome Plated 1 Per Bag. 5.5"H x 4"W	20294 3	-	-	15	.83 .17
	<b>PP99PC</b>	5/8" O.D. Chrome Plated 1 Per Card. 4.75"H x 3.75"W	00866 8	6	.14	24	.54 .35
<b>PP92PC</b>	1/2" I.P.S. Chrome Plated 1 Per Card. 4.75"H x 3.75"W	00092 1	6	.30	24	1.3 .35	
<b>FLOOR AND CEILING PLATES</b>							
<b>CHROME PLATED PLASTIC</b>							
	<b>PP20112</b>	1/2" Nom. Copper. Chrome Plated 1 Per Bag. 7.5"H x 3.75"W x 9"D	20112 0	-	-	25	.27 .15
	<b>PP20113</b>	1/2" I.P.S. Chrome Plated 1 Per Bag. 7.5"H x 3.75"W x 5"D	20113 7	-	-	25	.27 .08
	<b>PP811-34</b>	3/4" Nom. Copper. Chrome Plated 1 Per Card. 4.25"H x 3.5"W	01491 1	6	.15	24	.60 .08




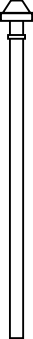
WATER SUPPLIES

Part Number	Item Description	UPC No. 046224	Box Qty	Box Wt	Ship Ctn Qty	Ship Ctn Wt	Ship Cubic Ft
<b>CONTINUED</b>							
<b>FLOOR AND CEILING PLATES</b>							
<b>CHROME PLATED PLASTIC</b>							
<b>PP21134</b>	3/4" Nom. Copper. Chrome Plated 1 Per Bag. 7.5"H x 3.75"W x 5"D	21134 1	-	-	25	.60	.08
<b>PP811-35</b>	3/4" I.P.S. Chrome Plated Per Card. 4.25"H x 3.5"W	01492 8	6	.13	24	.53	.15
<b>PP21135</b>	3/4" I.P.S. Chrome Plated 1 Per Bag. 7.5"H x 3.75"W x 9"D	21135 8	-	-	25	.54	.15
<b>PP811-10</b>	1" Nom. Copper. Chrome Plated 1 Per Card. 4.25"H x 3.5"W	01489 8	6	.15	24	.59	.08
<b>PP21110</b>	1" Nom. Copper. Chrome Plated 1 Per Bag. 7.5"H x 3.75"W x 5"D	21110 5	-	-	25	.69	.08
<b>PP811-31</b>	1" I.P.S. Chrome Plated 1 Per Card. 4.25"H x 3.5"W	01490 4	6	.11	24	.45	.15
<b>PP21131</b>	1" I.P.S. Chrome Plated 1 Per Bag. 7.5"H x 3.75"W x 9"D	21131 0	-	-	25	.69	.15
<b>HINGED FLOOR &amp; CEILING PLATES</b>							
<b>FOR I.P.S.</b>							
<b>PP857-2</b>	3/8". Chrome Plated 1 Per Card. 4.25"H x 3.5"W	01482 9	6	.17	24	.66	.15
<b>PP25702</b>	3/8". Chrome Plated 1 Per Bag. 4"H x 5"W	25702 8	-	-	25	2.1	.15
<b>PP101-3/8</b>	3/8". Chrome Plated 10 Per Box. 4.19"H x 2.94"W x 2.97"D	10138 3	-	-	10	.05	.23
<b>PP857-1</b>	1/2". Chrome Plated 1 Per Card. 4.25"H x 3.5"W	85701 3	6	.62	24	2.5	.15
<b>PP25701</b>	1/2". Chrome Plated 1 Per Bag. 4"H x 5"W	25701 1	-	-	25	2.4	.15
<b>PP101-1/2</b>	1/2". Chrome Plated 10 Per Box. 4.19"H x 2.94"W x 2.97"D	10112 3	-	-	10	.05	.23
<b>PP857-3</b>	3/4". Chrome Plated 1 Per Card. 4.25"H x 3.5"W	01483 6	6	.15	24	.60	.17

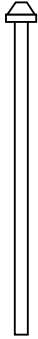




WATER SUPPLIES





Part Number	Item Description	UPC No. 046224	Box Qty	Box Wt	Ship Ctn Qty	Ship Ctn Wt	Ship Cubic Ft
<b>CONTINUED</b>							
<b>HINGED FLOOR &amp; CEILING PLATES FOR I.P.S.</b>							
	<b>PP25703</b>	3/4". Chrome Plated 1 Per Bag. 4"H x 5"W	25703 5	-	-	10	.05 .17
	<b>PP101-3/4</b>	3/4". Chrome Plated 10 Per Box. 4.19"H x 2.94"W x 2.97"D	10134 5	-	-	10	.05 .23
	<b>PP101-1</b>	1". Chrome Plated 10 Per Box. 4.19"H x 2.94"W x 2.97"D	10101 7	-	-	10	.05 .23
	<b>PP857-4</b>	1 1/2". Chrome Plated 1 Per Card. 6.625"H x 5.625"W	02197 1	6	.62	24	2.5 -
	<b>PP857-5</b>	2". Chrome Plated 1 Per Card. 6.625"H x 5.625"W	02196 4	6	.90	24	3.6 -
<b>HINGED FLOOR &amp; CEILING PLATES FOR COPPER TUBE</b>							
	<b>PP106-1/2</b>	1/2". Chrome Plated 10 Per Box. 4.19"H x 2.94"W x 2.97"D	90761 9	-	-	10	.75 .23
	<b>PP106-3/4</b>	3/4". Chrome Plated 10 Per Box. 4.19"H x .94"W x 2.97"D	90762 6	-	-	10	1.0 .23
<b>SMOOTH LAVATORY SUPPLY TUBES. 3/8" O.D.</b>							
	<b>PP40-12PC</b>	3/8" O.D. x 12". Chrome Plated 1 Per Hangtag. 15"H x 1.5"W	04012 5	5	.89	25	4.6 .32
	<b>PP40-12PB</b>	3/8" O.D. x 12". Polished Brass 1 Per Hangtag. 15"H x 1.5"W	99941 6	6	.72	24	2.9 .32
	<b>PP7200PC</b>	3/8" O.D. x 12". Chrome Plated 10 Per Box. 14.75"H x 2.88"W x 2.25"D	07200 3	-	-	10	1.3 .32
	<b>PP40-20PC</b>	3/8" O.D. x 20". Chrome Plated 1 Per Hangtag. 23"H x 1.5"W	04020 0	5	1.6	25	7.9 .64
	<b>PP40-20PB</b>	3/8" O.D. x 20". Polished Brass 1 Per Hangtag. 23"H x 1.5"W	99942 3	6	2.1	24	8.3 .64
	<b>PP7201PC</b>	3/8" O.D. x 20". Chrome Plated 10 Per Box. 22.63"H x 2.88"W x 2.25"D	07201 0	-	-	10	2.2 .64
	<b>PP40-30PC</b>	3/8" O.D. x 30". Chrome Plated 1 Per Hangtag. 33"H x 1.5"W	04030 9	5	1.9	25	9.7 .67

Part Number	Item Description	UPC No.	Box Qty	Box Wt	Ship Ctn Qty	Ship Ctn Wt	Ship Cubic Ft
<b>CONTINUED</b>							
<b>SMOOTH LAVATORY SUPPLY TUBES. 3/8" O.D.</b>							
	<b>PP7202PC</b>	3/8" O.D. x 30". Chrome Plated 10 Per Box. 17"H x 4.25"W x 2.25"D	07202 7	-	-	10	3.1 1.65
	<b>PP7203PC</b>	3/8" O.D. x 36". Chrome Plated 10 Per Box. 37"H x 2.5"W x 2.25"D	07203 4	-	-	10	3.8 1.65
<b>SMOOTH TOILET SUPPLY TUBES. 3/8" O.D.</b>							
	<b>PP30-12PC</b>	3/8" O.D. x 12". Chrome Plated 1 Per Hangtag. 15"H x 1.5"W	03012 6	5	.91	25	4.5 .32
	<b>PP30-12PB</b>	3/8" O.D. x 12". Polished Brass 1 Per Hangtag. 15"H x 1.5"W	99944 7	6	1.1	24	4.4 .32
	<b>PP7204PC</b>	3/8" O.D. x 12". Chrome Plated 10 Per Box. 14.75"H x 2.88"W x 2.25"D	07204 1	-	-	10	1.5 .32
	<b>PP30-20PC</b>	3/8" O.D. x 20". Chrome Plated 1 Per Hangtag. 23"H x 1.5"W	03020 1	5	1.5	25	7.3 .64
	<b>PP30-20PB</b>	3/8" O.D. x 20". Polished Brass 1 Per Hangtag. 23"H x 1.5"W	99945 4	6	1.9	24	8.2 .64
	<b>PP7205PC</b>	3/8" O.D. x 20. Chrome Plated 10 Per Box. 22.63"H x 2.88"W x 2.25"D	07205 8	-	-	10	2.2 .64
	<b>SMOOTH TOILET SUPPLY TUBES. 1/2" O.D.</b>						
	<b>PP7305PC</b>	1/2" O.D. x 20". Chrome Plated 10 Per Box. 22.63"H x 2.88"W x 2.25"D	07305 5	-	-	10	2.3 .64
	<b>POLYBUTYLENE LAVATORY SUPPLY TUBES</b>						
	<b>3/8" O.D.</b>						
	<b>PP70-1</b>	3/8" O.D. x 12" 1 Per Hangtag. 15"H x 1.5"W	00701 2	5	.50	25	2.5 .32
	<b>PP70-2</b>	3/8" O.D. x 15" 1 Per Hangtag. 18"H x 1.5"W	00702 9	5	.68	25	3.4 .64
	<b>PP70-3</b>	3/8" O.D. x 20" 1 Per Hangtag. 23"H x 1.5"W	00703 6	5	.76	25	3.8 .64
<b>PP70-7</b>	3/8" O.D. x 30" 1 Per Hangtag. 33"H x 1.5"W	00707 4	5	.81	25	4.2 .67	





WATER SUPPLIES

Part Number	Item Description	UPC No. 046224	Box Qty	Box Wt	Ship Ctn Qty	Ship Ctn Wt	Ship Cubic Ft
<b>POLYBUTYLENE TOILET SUPPLY TUBES</b>							
<b>3/8" O.D.</b>							
	<b>PP70-4</b>	3/8" O.D. x 12" 1 Per Hangtag. 15"H x 1.5"W	00704 3	5	.51	25	2.6 .32
	<b>PP70-5</b>	3/8" O.D. x 15" 1 Per Hangtag. 18"H x 1.5"W	00705 0	5	.69	25	3.4 .64
	<b>PP70-6</b>	3/8" O.D. x 20" 1 Per Hangtag. 23"H x 1.5"W	00706 7	5	.77	25	3.8 .64
<b>E-Z FAUCET SUPPLY TUBES. VINYL</b>							
<b>3/8" COMP. X 1/2" F.I.P.</b>							
	<b>PP23860</b>	12" 1 Per Hangtag. 15"H x 1.5"W	23860 7	-	-	25	5.2 .32
	<b>PP23861</b>	16" 1 Per Hangtag. 19"H x 1.5"W	23861 4	-	-	25	5.9 .34
	<b>PP23862</b>	20" 1 Per Hangtag. 23"H x 1.5"W	23862 1	-	-	25	6.7 .34
	<b>PP23863</b>	36" 1 Per Hangtag. 39"H x 1.5"W	23863 8	-	-	25	9.9 1.87
	<b>PP23869</b>	48" 1 Per Hangtag. 51"H x 1.5"W	23869 0	-	-	25	9.0 1.54
<b>E-Z FAUCET SUPPLY TUBES. VINYL</b>							
<b>1/2" F.I.P. X 1/2" F.I.P.</b>							
	<b>PP23883</b>	12" 1 Per Hangtag. 15"H x 1.5"W	23883 6	-	-	25	6.5 .23
	<b>PP23884</b>	16" 1 Per Hangtag. 19"H x 1.5"W	23884 3	-	-	25	7.2 .34
	<b>PP23885</b>	20" 1 Per Hangtag. 23"H x 1.5"W	70572 7	-	-	25	8.0 .34
	<b>PP23453</b>	36" 1 Per Hangtag. 39"H x 1.5"W	23453 1	-	-	25	11.4 1.87
	<b>PP23888</b>	48" 1 Per Hangtag. 51"H x 1.5"W	23888 1	-	-	25	9.0 1.54





WATER SUPPLIES

Part Number	Item Description	UPC No.	Box Qty	Box Wt	Ship Ctn Qty	Ship Ctn Wt	Ship Cubic Ft
<b>E-Z FAUCET SUPPLY TUBES. VINYL</b>							
<b>1/2" COMP. X 1/2" F.I.P.</b>							
	<b>PP23865</b>	12" 1 Per Hangtag. 15"H x 1.5"W	23865 2	-	-	25	5.5 .23
	<b>PP23866</b>	16" 1 Per Hangtag. 19"H x 1.5"W	23866 9	-	-	25	6.9 .34
	<b>PP23867</b>	20" 1 Per Hangtag. 23"H x 1.5"W	23867 6	-	-	25	8.0 .34
	<b>PP23868</b>	36" 1 Per Hangtag. 39"H x 1.5"W	23868 3	-	-	25	10.9 1.87
<b>E-Z TOILET SUPPLY TUBES. VINYL</b>							
<b>3/8" COMP. X 7/8" BALLCOCK</b>							
	<b>PP23870</b>	9" 1 Per Hangtag. 12"H x 1.5"W	23870 6	-	-	25	6.0 .23
	<b>PP23871</b>	12" 1 Per Hangtag. 15"H x 1.5"W	23871 3	-	-	25	6.7 .23
	<b>PP23873</b>	16" 1 Per Hangtag. 19"H x 1.5"W	23873 7	-	-	25	7.4 .34
	<b>PP23872</b>	20" 1 Per Hangtag. 23"H x 1.5"W	23872 0	-	-	25	8.1 .34
<b>E-Z TOILET SUPPLY TUBES. VINYL</b>							
<b>1/2" COMP. X 7/8" BALLCOCK</b>							
	<b>PP23874</b>	9" 1 Per Hangtag. 12"H x 1.5"W	23874 4	-	-	25	4.3 .23
	<b>PP23875</b>	12" 1 Per Hangtag. 15"H x 1.5"W	23875 1	-	-	25	4.6 .23
	<b>PP23877</b>	16" 1 Per Hangtag. 19"H x 1.5"W	23877 5	-	-	25	5.0 .34
	<b>PP23876</b>	20" 1 Per Hangtag. 23"H x 1.5"W	23876 8	-	-	25	6.0 .34
<b>E-Z TOILET SUPPLY TUBES. VINYL</b>							
<b>1/2" F.I.P. X 7/8" BALLCOCK</b>							
	<b>PP23882</b>	12" 1 Per Hangtag. 15"H x 1.5"W	70571 0	-	-	25	5.6 .23




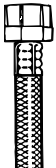
WATER SUPPLIES

Part Number	Item Description	UPC No. 046224	Box Qty	Box Wt	Ship Ctn Qty	Ship Ctn Wt	Ship Cubic Ft
<b>E-Z FAUCET SUPPLY TUBES. STAINLESS STEEL</b>							
<b>3/8" COMP. X 1/2" F.I.P.</b>							
	<b>PP23801</b>	12" Long 1 Per Hangtag. 15"H x 1.5"W	23801 0	-	-	25	5.5 .23
	<b>PP23802</b>	16" Long 1 Per Hangtag. 19"H x 1.5"W	23802 7	-	-	25	7.7 .34
	<b>PP23803</b>	20" Long 1 Per Hangtag. 23"H x 1.5"W	23803 4	-	-	25	9.4 .34
	<b>PP23808</b>	30" Long 1 Per Hangtag. 33"H x 1.5"W	23808 9	-	-	10	5.0 1.87
	<b>PP23815</b>	36" Long 1 Per Hangtag. 39"H x 1.5"W	23815 7	-	-	10	11.0 1.87
<b>E-Z FAUCET SUPPLY TUBES. STAINLESS STEEL</b>							
<b>3/8" COMP. X DELTA</b>							
	<b>PP23850</b>	12" 1 Per Hangtag. 15"H x 1.5"W	23850 8	-	-	25	7.2 .23
	<b>PP23852</b>	16" 1 Per Hangtag. 19"H x 1.5"W	00745 6	-	-	25	9.0 .34
	<b>PP23851</b>	20" 1 Per Hangtag. 23"H x 1.5"W	23851 5	-	-	25	9.4 .34
<b>E-Z FAUCET SUPPLY TUBES. STAINLESS STEEL</b>							
<b>7/16" COMP. X 1/2" F.I.P.</b>							
	<b>PP23819</b>	12" 1 Per Hangtag. 15"H x 1.5"W	23819 5	-	-	25	5.0 .23
	<b>PP23824</b>	16" 1 Per Hangtag. 19"H x 1.5"W	00735 7	-	-	25	8.3 .34
	<b>PP23825</b>	20" 1 Per Hangtag. 23"H x 1.5"W	00736 4	-	-	25	9.0 .34
<b>E-Z FAUCET SUPPLY TUBES. STAINLESS STEEL</b>							
<b>1/2" COMP. X 1/2" F.I.P.</b>							
	<b>PP23810</b>	12" 1 Per Hangtag. 15"H x 1.5"W	23810 2	-	-	25	6.1 .23
	<b>PP23811</b>	16" 1 Per Hangtag. 19"H x 1.5"W	23811 9	-	-	25	8.3 .34







Part Number	Item Description	UPC No.	Box Qty	Box Wt	Ship Ctn Qty	Ship Ctn Wt	Ship Cubic Ft
<b>CONTINUED</b>							
<b>E-Z FAUCET SUPPLY TUBES. STAINLESS STEEL</b>							
<b>1/2" COMP. X 1/2" F.I.P.</b>							
	<b>PP23840</b>	20" 1 Per Hangtag. 23"H x 1.5"W	23840 9	-	-	25	9.4 .34
	<b>PP23839</b>	30" Long 1 Per Hangtag. 33"H x 1.5"W	00777 7	-	-	10	5.0 2.6
<b>E-Z FAUCET SUPPLY TUBES. STAINLESS STEEL</b>							
<b>1/2" F.I.P. X 1/2" F.I.P.</b>							
	<b>PP23816</b>	12" 1 Per Hangtag. 15"H x 1.5"W	23816 4	-	-	25	7.2 .23
	<b>PP23817</b>	16" 1 Per Hangtag. 19"H x 1.5"W	23817 1	-	-	25	8.3 .34
	<b>PP23818</b>	20" 1 Per Hangtag. 23"H x 1.5"W	23818 8	-	-	25	8.8 .34
	<b>PP23799</b>	30" 1 Per Hangtag. 33"H x 1.5"W	00776 0	-	-	10	5.8 .23
<b>E-Z FAUCET SUPPLY TUBE. STAINLESS STEEL</b>							
<b>3/8" COMP. X 3/8" COMP.</b>							
	<b>PP23809</b>	12" 1 Per Hangtag. 15"H x 1.5"W	00733 3	-	-	25	5.0 .23
	<b>PP23800</b>	20" 1 Per Hangtag. 23"H x 1.5"W	00734 0	-	-	25	7.7 .23
<b>E-Z FAUCET SUPPLY TUBE. STAINLESS STEEL</b>							
<b>3/8" FINE THREAD FLARE X 1/2" F.I.P.</b>							
	<b>PP23829</b>	12" 1 Per Hangtag. 15"H x 1.5"W	00740 1	-	-	25	8.0 .23
	<b>PP23841</b>	20" 1 Per Hangtag. 23"H x 1.5"W	23841 6	-	-	25	8.2 .23
	<b>PP23846</b>	30" 1 Per Hangtag. 33"H x 1.5"W	00741 8	-	-	10	8.8 .23

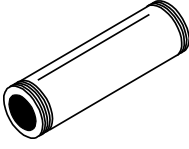

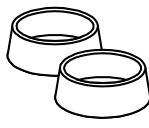

WATER SUPPLIES


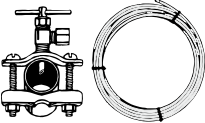
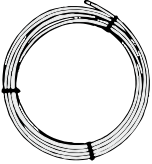
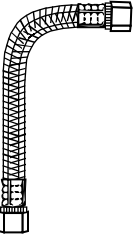
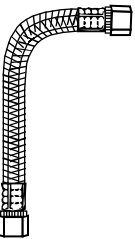
Part Number	Item Description	UPC No. 046224	Box Qty	Box Wt	Ship Ctn Qty	Ship Ctn Wt	Ship Cubic Ft	
<b>E-Z FAUCET SUPPLY TUBE. STAINLESS STEEL</b>								
<b>1/2" FINE THREAD FLARE X 1/2" F.I.P.</b>								
	PP23847	12"						
		1 Per Hangtag. 15"H x 1.5"W	00742 5	-	-	25	8.0	.23
	PP23848	20"						
		1 Per Hangtag. 23"H x 1.5"W	00743 2	-	-	25	9.0	.23
PP23849	30"							
		1 Per Hangtag. 33"H x 1.5"W	00744 9	-	-	10	9.3	.23
<b>E-Z FAUCET SUPPLY TUBE. STAINLESS STEEL</b>								
<b>3/8" FINE THREAD FLARE X 3/8" COMP.</b>								
	PP23826	12"						
		1 Per Hangtag. 15"H x 1.5"W	00737 1	-	-	25	8.0	.23
	PP23827	20"						
		1 Per Hangtag. 23"H x 1.5"W	00738 8	-	-	25	8.2	.23
PP23828	30"							
		1 Per Hangtag. 33"H x 1.5"W	00739 5	-	-	10	8.8	.23
<b>E-Z TOILET SUPPLY TUBES. STAINLESS STEEL</b>								
<b>3/8" COMP. X 7/8" BALLCOCK</b>								
	PP23804	9"						
		1 Per Hangtag. 12"H x 1.5"W	23804 1	-	-	25	3.9	.23
	PP23805	12"						
		1 Per Hangtag. 15"H x 1.5"W	23805 8	-	-	25	6.1	.23
PP23807	16"							
		1 Per Hangtag. 19"H x 1.5"W	23807 2	-	-	25	6.6	.34
PP23806	20"							
		1 Per Hangtag. 23"H x 1.5"W	23806 5	-	-	25	7.7	.34
<b>E-Z TOILET SUPPLY TUBES. STAINLESS STEEL</b>								
<b>7/16" COMP. X 7/8" BALLCOCK</b>								
	PP23853	12"						
		1 Per Hangtag. 15"H x 1.5"W	00746 3	-	-	25	7.0	.23

WATER SUPPLIES

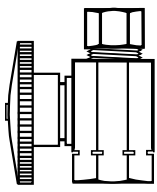
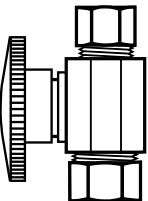
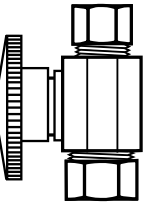
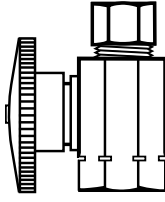
Part Number	Item Description	UPC No.	Box Qty	Box Wt	Ship Ctn Qty	Ship Ctn Wt	Ship Cubic Ft
<b>E-Z TOILET SUPPLY TUBES. STAINLESS STEEL</b>							
<b>1/2" F.I.P. X 7/8" BALLCOCK</b>							
	<b>PP23813</b>	9" 1 Per Hangtag. 12"H x 1.5"W	23813 3	-	-	25	5.0 .23
	<b>PP23812</b>	12" 1 Per Hangtag. 15"H x 1.5"W	23812 6	-	-	25	6.1 .23
	<b>PP23814</b>	16" 1 Per Hangtag. 19"H x 1.5"W	23814 0	-	-	25	6.7 .34
	<b>PP23838</b>	20" 1 Per Hangtag. 23"H x 1.5"W	00807 1	-	-	25	8.2 .68
<b>E-Z TOILET SUPPLY TUBES. STAINLESS STEEL</b>							
<b>1/2" COMP. X 7/8" BALLCOCK</b>							
	<b>PP23842</b>	9" 1 Per Hangtag. 12"H x 1.5"W	23842 3	-	-	25	5.0 .23
	<b>PP23843</b>	12" 1 Per Hangtag. 15"H x 1.5"W	23843 0	-	-	25	6.1 .23
	<b>PP23844</b>	16" 1 Per Hangtag. 19"H x 1.5"W	23844 7	-	-	25	7.2 .34
	<b>PP23845</b>	20" 1 Per Hangtag. 23"H x 1.5"W	23845 4	-	-	25	8.3 .34
<b>E-Z TOILET SUPPLY TUBES. STAINLESS STEEL</b>							
<b>3/8" FINE THREAD FLARE X 7/8" BALLCOCK</b>							
	<b>PP23854</b>	12" 1 Per Hangtag. 15"H x 1.5"W	00747 0	-	-	25	6.0 .23
	<b>PP23855</b>	20" 1 Per Hangtag. 23"H x 1.5"W	00748 7	-	-	25	8.0 .23
<b>E-Z TOILET SUPPLY TUBES. STAINLESS STEEL</b>							
<b>1/2" FINE THREAD FLARE X 7/8" BALLCOCK</b>							
	<b>PP23856</b>	12" 1 Per Hangtag. 15"H x 1.5"W	00749 4	-	-	25	15.1 .23
	<b>PP23857</b>	20" 1 Per Hangtag. 23"H x 1.5"W	00750 0	-	-	25	21.0 .23

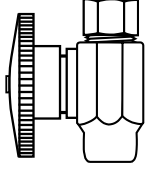
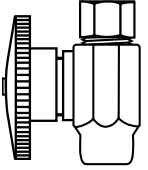
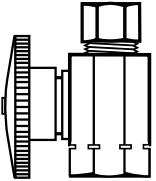
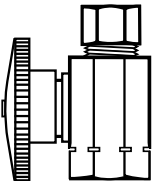
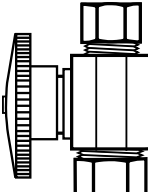
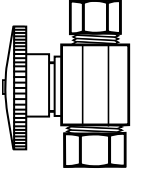
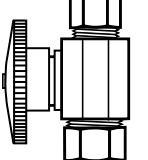
WATER SUPPLIES

Part Number	Item Description	UPC No. 046224	Box Qty	Box Wt	Ship Ctn Qty	Ship Ctn Wt	Ship Cubic Ft
<b>NIPPLES</b>							
<b>PP33-10PC</b>	3/8" I.P.S. x 3". Chrome Plated 1 Per Card. 6.625"H x 1.875"W	03310 3	6	1.2	24	4.8	.35
<b>PP33-10PB</b>	3/8" I.P.S. x 3". Polished Brass 1 Per Card. 6.625"H x 1.875"W	99933 1	6	1.3	24	5.3	.35
 <b>PP23310</b>	3/8" I.P.S. x 3". Chrome Plated 1 Per Bag. 4.88"H x 3.75"W	23310 7	-	-	25	4.7	.35
<b>PP33-40PC</b>	1/2" I.P.S. x 4". Chrome Plated 1 Per Card. 6.625"H x 1.875"W	03340 0	6	2.0	24	8.1	.35
<b>PP33-40PB</b>	1/2" I.P.S. x 4". Polished Brass 1 Per Card. 6.625"H x 1.875"W	99934 8	6	2.0	24	8.1	.35
<b>PP23340</b>	1/2" I.P.S. x 4". Chrome Plated 1 Per Bag. 4.88"H x 3.75"W	23340 4	-	-	10	3.4	.35
<b>PLASTIC PIPE INSERTS</b>							
<b>PP855-25</b>	1/4" O.D. 2 Per Card. 3.75"H x 1.875"W	85525 5	6	.22	24	.87	.11
<b>PP25525</b>	1/4" O.D. 2 Per Bag. 4.5"H x 3.25"W	25525 3	-	-	25	1.1	.11
 <b>PP855-26</b>	3/8" O.D. 2 Per Card. 3.75"H x 1.875"W	85526 2	6	.23	24	.91	.11
<b>PP25526</b>	3/8" O.D. 2 Per Bag. 4.5"H x 3.25"W	25526 0	-	-	25	1.3	.26
<b>PP25527</b>	1/2" O.D. 2 Per Bag. 4.5"H x 3.25"W	25527 7	-	-	25	1.2	.26
<b>PP25528</b>	5/8" O.D. 2 Per Bag. 4.5"H x 3.25"W	25528 4	-	-	25	1.4	.26
<b>PLASTIC FERRULE</b>							
 <b>PP70-9BULK</b>	3/8" O.D. White Plastic 100 Per Box. 2"H x 2.94"W x 2"D	91060 2	-	-	100	.10	.12
<b>SADDLE VALVES</b>							
 <b>PP855-2</b>	1/4" O.D. Tube Outlet for 3/8" - 3/4" O.D. Tubing or Iron Pipe 1 Per Card. 4.5"H x 2.875"W	85502 6	6	1.5	24	6.1	.35

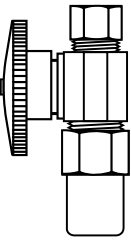
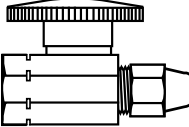
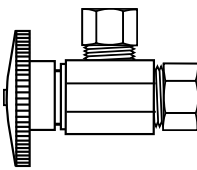
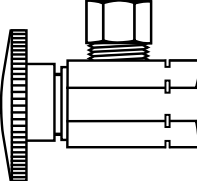
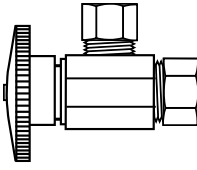
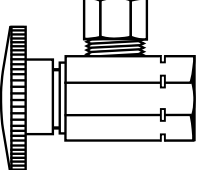
Part Number	Item Description	UPC No.	Box Qty	Box Wt	Ship Ctn Qty	Ship Ctn Wt	Ship Cubic Ft
<b>CONTINUED</b>							
<b>SADDLE VALVES</b>							
	<b>PP25502</b> 1/4" O.D. Tube Outlet for 3/8" - 3/4" O.D. Tubing or Iron Pipe 1 Per Bag. 5.5"H x 4"W	25502 4	-	-	10	2.3	.26
<b>ICE MAKER KIT. 25' POLY TUBING</b>							
	<b>PP855-20</b> 1/4" -25'. All Necessary Fittings, Shut Off Valve and Saddle Valve 1 Per Card. 8.875"H x 7.125"W	85520 0	6	5.1	24	20.2	.99
	<b>PP25520</b> 1/4" -25'. All Necessary Fittings, Shut Off Valve and Saddle Valve 1 Per Bag. 8"H x 13.75"W	25523 9	-	-	25	19.5	.99
<b>MULTI PURPOSE TUBING</b>							
	<b>PP855-21</b> 1/4" x 25' Poly Tubing 1 Per Card. 8.875"H x 7.125"W	85521 7	6	3.2	24	12.9	.99
	<b>PP25521</b> 1/4" x 25' Poly Tubing 1 Per Bag. 13.25"H x 8"W	25521 5	-	-	5	1.9	3.1
<b>WATER HEATER CONNECTOR</b>							
<b>3/4" F.I.P. X 3/4" F.I.P.</b>							
	<b>PP888-1</b> 12" 1 Per Flag Label. 31"H x 2.75"W	88801 7	-	-	10	7.7	.11
	<b>PP888-3</b> 18" 1 Per Flag Label. 31"H x 2.75"W	88803 1	-	-	10	8.3	.21
	<b>PP888-4</b> 24" 1 Per Flag Label. 31"H x 2.75"	88804 8	-	-	10	11.0	.67
<b>WATER HEATER CONNECTOR</b>							
<b>3/4" F.I.P. X 3/4" M.I.P.</b>							
	<b>PP888-10</b> 12" 1 Per Flag Label. 15"H x 1.5"W	00808 8	-	-	10	8.3	.11
	<b>PP888-11</b> 18" 1 Per Flag Label. 21"H x 1.5"W	00809 5	-	-	10	8.8	.21
	<b>PP888-12</b> 24" 1 Per Flag Label. 27"H x 1.5"W	00810 1	-	-	10	11.0	.67

WATER SUPPLIES

Part Number	Item Description	UPC No. 046224	Box Qty	Box Wt	Ship Ctn Qty	Ship Ctn Wt	Ship Cubic Ft
<b>QUARTER TURN STRAIGHT SHUT OFF VALVES</b>							
<b>3/8" F.I.P. - 3/8" O.D.</b>							
	<b>PP52PC</b>	Chrome Plated 1 Per Card. 4.625"H x 3"W	00052 5	6	1.7	24	6.8 .35
	<b>PP52PB</b>	Polished Brass 1 Per Card. 4.625"H x 3"W	99952 2	6	2.3	24	9.0 .35
	<b>PP20052</b>	Chrome Plated 1 Per Bag. 5.5"H x 4"W	20052 9	-	-	25	5.8 .17
<b>QUARTER TURN SHUT OFF STRAIGHT VALVES</b>							
<b>3/8" O.D. - 3/8" O.D.</b>							
	<b>PP2071</b>	Chrome Plated 1 Per Card. 4.625"H x 3"W	01071 5	6	1.8	24	7.4 -
	<b>PP20064</b>	Chrome Plated 1 Per Bag. 7.5"H x 3.75"W X 5"D	20064 2	-	-	10	3.1 1.5
<b>QUARTER TURN STRAIGHT SHUT OFF VALVES</b>							
<b>5/8" O.D. (1/2" NOM. COPPER) X 3/8" O.D.</b>							
	<b>PP63PC</b>	Chrome Plated 1 Per Card. 4.625"H x 3"W	00063 1	6	1.9	24	7.4 .35
	<b>PP63PB</b>	Polished Brass 1 Per Card. 4.625"H 3"W	99963 8	6	2.5	24	10.0 .35
	<b>PP20063</b>	Chrome Plated 1 Per Bag. 5.5"H x 4"	20063 5	-	-	15	4.1 .17
<b>QUARTER TURN STRAIGHT SHUT OFF VALVES</b>							
<b>1/2" F.I.P - 3/8" O.D.</b>							
	<b>PP53PC</b>	Chrome Plated 1 Per Card. 4.625"H x 3"W	00053 2	6	1.9	24	7.6 .35
	<b>PP53PB</b>	Polished Brass 1 Per Card. 4.625"H x 3"W	99953 9	6	2.2	24	8.8 .35
	<b>PP20053</b>	Chrome Plated 1 Per Bag. 5.5"H x 4"W	20053 6	-	-	25	5.6 .17

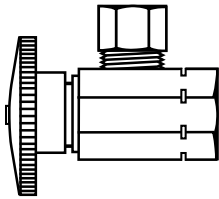
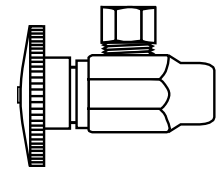
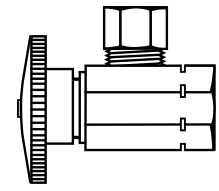
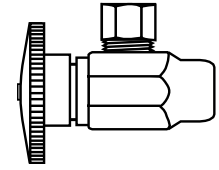
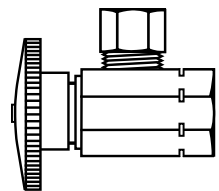
Part Number	Item Description	UPC No.	Box Qty	Box Wt	Ship Ctn Qty	Ship Ctn Wt	Ship Cubic Ft
<b>QUARTER TURN STRAIGHT SHUT OFF VALVES</b>							
<b>1/2" COPPER SWEAT X 3/8" O.D.</b>							
	<b>PP62PC</b> Chrome Plated 1 Per Card. 4.625"H x 3"W	00062 4	6	1.9	24	7.7	.35
	<b>PP20062</b> Chrome Plated 1 Per Bag. 5.5"H x 4"W	20062 8	-	-	25	7.5	.17
<b>QUARTER TURN STRAIGHT SHUT OFF VALVE</b>							
<b>1/2" COPPER SWEAT X 1/2" O.D.</b>							
	<b>PP61-1PC</b> Chrome Plated 1 Per Card. 4.62"H x 3"W	00611 4	6	2.3	24	9.1	.35
<b>QUARTER TURN STRAIGHT SHUT OFF VALVES</b>							
<b>1/2" F.I.P. - 1/2" O.D.</b>							
	<b>PP53-1PC</b> Chrome Plated 1 Per Card. 4.625"H x 3"W	05301 9	6	2.8	24	8.7	.35
	<b>PP20531</b> Chrome Plated 1 Per Bag. 4"H x 6"W	20531 9	-	-	10	4.8	.17
<b>QUARTER TURN STRAIGHT SHUT OFF VALVES</b>							
<b>1/2" F.I.P. X 7/16" O.D. RUBBER SLIP JOINT</b>							
	<b>PP57PC</b> Chrome Plated 1 Per Card. 4.625"H x 3"W	00057 0	6	2.4	24	9.6	.35
	<b>PP20057</b> Chrome Plated 1 Per Bag. 5.5"H x 4"W	20057 4	-	-	15	5.7	.17
<b>QUARTER TURN STRAIGHT SHUT OFF VALVES</b>							
<b>5/8" O.D. (1/2" NOM. COPPER) X 7/16" O.D.</b>							
<b>1/2" O.D. RUBBER SLIP JOINT</b>							
	<b>PP65PC</b> Chrome Plated 1 Per Card. 4.625"H x 3"W	00065 5	6	2.4	24	9.6	.35
	<b>PP20065</b> Chrome Plated 1 Per Bag. 5.5"H x 4"W	20065 9	-	-	25	9.4	.17
<b>QUARTER TURN STRAIGHT SHUT OFF VALVE</b>							
<b>5/8" O.D. COARSE THREAD X 3/8" O.D.</b>							
	<b>PP20041</b> Chrome Plated 1 Per Bag. 5"H x 3.75"W	20041 3	-	-	15	4.5	.17
<b>QUARTER TURN STRAIGHT SHUT OFF VALVE</b>							
<b>5/8" O.D. COARSE THREAD X 7/16" O.D.</b>							
	<b>PP20042</b> Slip Joint. Chrome Plated 1 Per Bag. 5"H x 3.75"W	20042 0	-	-	15	4.5	.17

WATER SUPPLIES

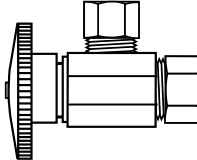
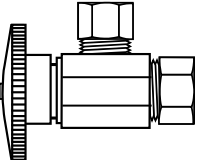
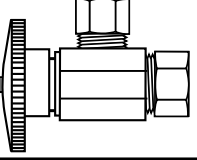
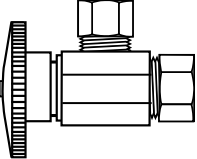
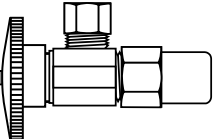
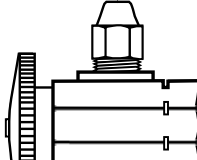
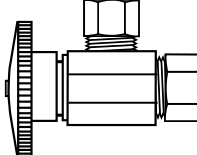
Part Number	Item Description	UPC No.	Box Qty	Box Wt	Ship Ctn Qty	Ship Ctn Wt	Ship Cubic Ft
	<b>QUARTER TURN STRAIGHT TRANSITION VALVES</b> 1/2" NOM. CPVC X 3/8" O.D. TUBE						
	<b>PP32-2PC</b> Chrome Plated 1 Per Card. 4.625"H x 3"W	03202 1	6	2.2	24	8.9	.35
	<b>PP20322</b> Chrome Plated 1 Per Bag. 5.5"H x 4"W	20322 3	-	-	10	4.0	.17
	<b>QUARTER TURN STRAIGHT FLARE STOP</b> 3/8" O.D. x 1/2" I.P.T.						
	<b>PP44-82-F</b> 1 Per Card. 4.625"H x 3"W	04482 6	6	2.4	24	9.6	-
	<b>QUARTER TURN ANGLE SHUT OFF VALVES</b> 3/8" O.D. - 3/8" O.D. COMPRESSION						
	<b>PP7259PC</b> Chrome Plated 1 Per Bag. 5.81"H x 4.25"W	07259 1	-	-	10	3.1	.44
	<b>PP20066</b> Chrome Plated 1 Per Bag. 5.81"H x 4.25"W	20066 6	-	-	10	3.1	.08
	<b>QUARTER TURN ANGLE SHUT OFF VALVES</b> 3/8" F.I.P. - 3/8" O.D.						
	<b>PP50PC</b> Chrome Plated 1 Per Card. 4.625"H x 3"W	00050 1	6	1.4	24	5.8	.35
	<b>PP50PB</b> Polished Brass 1 Per Card. 4.625"H x 3"W	99950 8	6	1.8	24	7.3	.35
	<b>PP20050</b> Chrome Plated 1 Per Bag. 5.5"H x 4"W	20050 5	-	-	25	5.1	.17
	<b>QUARTER TURN ANGLE SHUT OFF VALVES</b> 5/8" O.D. (1/2" NOM. COPPER) X 3/8" O.D.						
	<b>PP61PC</b> Chrome Plated 1 Per Card. 4.625"H x 3"W	00061 7	6	1.6	24	6.2	.35
	<b>PP61PB</b> Polished Brass 1 Per Card. 4.625"H x 3"W	99961 4	6	2.1	24	8.3	.35
	<b>PP20061</b> Chrome Plated 1 Per Bag. 5.5"H x 4"W	20061 1	-	-	15	3.4	.17
	<b>QUARTER TURN ANGLE SHUT OFF VALVES</b> 1/2" F.I.P. X 3/8" O.D.						
	<b>PP51PC</b> Chrome Plated 1 Per Card. 4.5"H x 3.5"W	00051 8	6	1.7	24	6.8	.35

WATER SUPPLIES

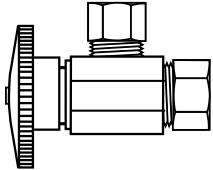
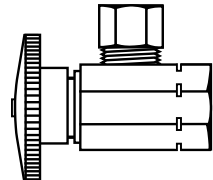
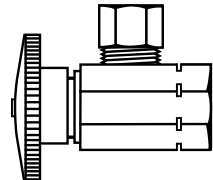
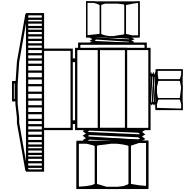
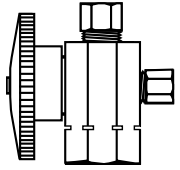


Part Number	Item Description	UPC No.	Box Qty	Box Wt	Ship Ctn Qty	Ship Ctn Wt	Ship Cubic Ft
<b>CONTINUED</b>							
<b>QUARTER TURN ANGLE SHUT OFF VALVES</b>							
<b>1/2" F.I.P. X 3/8" O.D.</b>							
	<b>PP51PB</b>	Polished Brass 1 Per Card. 4.5"H x 3.5"W	99951 5	6	2.2	24	8.4 .35
	<b>PP20051</b>	Chrome Plated 1 Per Bag. 5.5"H x 4"W	20051 2	-	-	25	5.6 .35
<b>QUARTER TURN ANGLE SHUT OFF VALVES</b>							
<b>1/2" COPPER SWEAT X 3/8" O.D.</b>							
	<b>PP60PC</b>	Chrome Plated 1 Per Card. 4.625"H x 3"W	00060 0	6	1.7	24	6.8 .35
	<b>PP20060</b>	Chrome Plated 1 Per Bag. 5.5"H x 4"W	20060 4	-	-	15	3.5 .17
<b>QUARTER TURN ANGLE SHUT OFF VALVES</b>							
<b>1/2" F.I.P. X 1/2" O.D.</b>							
	<b>PP51-1PC</b>	Chrome Plated 1 Per Card. 4.625"H x 3"W	00511 7	6	1.9	24	7.5 .35
	<b>PP20511</b>	Chrome Plated 1 Per Bag. 5.5"H x 4"W	20511 1	-	-	5	1.5 .17
<b>QUARTER TURN ANGLE SHUT OFF VALVES</b>							
<b>1/2" COPPER SWEAT X 1/2" O.D.</b>							
	<b>PP60-1PC</b>	Chrome Plated 1 Per Card. 4.625"H x 3"W	00601 5	6	2.0	24	8.0 .35
	<b>PP20601</b>	Chrome Plated 1 Per Bag. 5.5"H x 4"W	20601 9	-	-	10	2.0 .17
<b>QUARTER TURN ANGLE SHUT OFF VALVES</b>							
<b>1/2" F.I.P. X 7/16" O.D. - 1/2" O.D. SLIP JOINT</b>							
	<b>PP54PC</b>	Chrome Plated 1 Per Card. 4.625"H x 3"W	00054 9	6	3.0	24	12.5 .35
	<b>PP54PB</b>	Polished Brass 1 Per Card. 4.625"H x 3"W	99954 6	6	2.5	24	12.0 .35
	<b>PP20054</b>	Chrome Plated 1 Per Bag. 5.5"H x 4"W	20054 3	-	-	15	4.5 .17

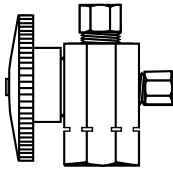





WATER SUPPLIES

Part Number	Item Description	UPC No.	Box Qty	Box Wt	Ship Ctn Qty	Ship Ctn Wt	Ship Cubic Ft
<b>QUARTER TURN ANGLE SHUT OFF VALVES</b>							
<b>5/8" O.D. (1/2" NOM. COPPER) X 1/2" O.D.</b>							
 <b>PP62-1PC</b>	Chrome Plated 1 Per Card. 4.625"H x 3"W	06201 1	6	2.0	24	8.0	.35
<b>PP20621</b>	Chrome Plated 1 Per Bag. 5.5"H x 4"W	20621 7	-	-	10	2.9	.17
<b>QUARTER TURN ANGLE SHUT OFF VALVES</b>							
<b>5/8" O.D. (1/2" NOM. COPPER) X 7/16" O.D. - 1/2" O.D.</b>							
 <b>PP67PC</b>	Slip Joint. Chrome Plated 1 Per Card. 4.625"H x 3"W	00067 9	6	2.1	24	8.3	.35
<b>PP20067</b>	Slip Joint. Chrome Plated 1 Per Bag. 5.5"H x 4"W	20067 3	-	-	15	4.1	.17
<b>QUARTER TURN ANGLE SHUT OFF VALVE</b>							
<b>5/8" O.D. COARSE THREAD X 3/8" O.D.</b>							
 <b>PP20059</b>	Chrome Plated 1 Per Bag. 5"H x 3.75"W x 7.5"D	20059 8	-	-	15	6.1	.08
<b>QUARTER TURN ANGLE SHUT OFF VALVE</b>							
<b>5/8" O.D. COARSE THREAD X 7/16" O.D.</b>							
 <b>PP20070</b>	Chrome Plated 1 Per Bag. 5"H x 3.75"W x 7.5"D	20070 3	-	-	15	4.5	4.5
<b>QUARTER TURN ANGLE TRANSITION VALVES</b>							
<b>1/2" NOM CPVC X 3/8" O.D. TUBE</b>							
 <b>PP32-1PC</b>	Chrome Plated 1 Per Card. 4.625"H x 3"W	03201 4	6	1.8	24	7.2	.35
<b>PP20321</b>	Chrome Plated 1 Per Bag. 5.5"H x 4"W	20321 6	-	-	10	3.2	.17
<b>QUARTER TURN ANGLE FLARE STOP</b>							
<b>3/8" O.D. x 1/2" I.P.T.</b>							
 <b>PP44-85-F</b>	1 Per Card. 4.625"H x 3"W	04485 7	6	2.1	24	8.4	-
<b>PP44-88-F</b>	1/2" O.D. x 1/2" I.P.T. 1 Per Card. 4.625"H x 3"W	04488 8	6	1.8	24	7.1	-
<b>QUARTER TURN ANGLE SHUT OFF VALVE</b>							
<b>1/2" NOM. COMP. (5/8" O.D.) X 1/4" O.D.</b>							
<b>FOR ICE MAKER INSTALLATION</b>							
 <b>PP123PC</b>	Chrome Plated 1 Per Card. 4.625"H x 3"W	73458 1	6	1.7	24	6.9	5.56


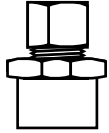

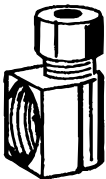
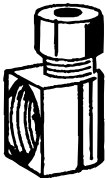
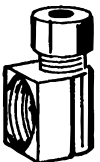
WATER SUPPLIES

Part Number	Item Description	UPC No.	Box Qty	Box Wt	Ship Ctn Qty	Ship Ctn Wt	Ship Cubic Ft
<b>CONTINUED</b>							
<b>QUARTER TURN ANGLE SHUT OFF VALVE</b>							
<b>1/2" NOM. COMP. (5/8" O.D.) X 1/4" O.D.</b>							
<b>FOR ICE MAKER INSTALLATION</b>							
	<b>PP20123</b>	Chrome Plated					
		1 Per Bag. 4.5"H x 3.5"W	20123 6	-	-	5	1.4 .35
<b>QUARTER TURN ANGLE SHUT OFF VALVE</b>							
<b>1/2" F.I.P. - 1/4" O.D.</b>							
<b>FOR ICE MAKER INSTALLATION</b>							
	<b>PP20046</b>	Chrome Plated					
		1 Per Bag. 4.5"H x 3.25"W	20046 8	-	-	10	4.1 .17
	<b>PP27246</b>	Chrome Plated					
		1 Per Bag. 4.5"H x 3.5"W	27246 5	-	-	5	1.4 .35
<b>THREE WAY VALVES</b>							
<b>FOR ICE MAKER INSTALLATION</b>							
	<b>PP2902</b>	1/2" F.I.P. x 3/8" O.D. x 1/4" O.D. Chrome Plated					
		1 Per Box. 2.5"H x 2.75"W x 1"D	01073 9	6	2.0	24	8.0 -
	<b>PP20056</b>	1/2" F.I.P. x 3/8" O.D. x 1/4" O.D. Chrome Plated					
		1 Per Bag. 6"H x 8"W	20056 7	-	-	25	5.1 .17
	<b>PP2904</b>	5/8" O.D. x 3/8" O.D. x 1/4" O.D. Chrome Plated					
		1 Per Box. 2.5"H x 2.75"W x 1"D	01075 3	6	2.3	24	10.3 -
	<b>PP20047</b>	5/8" O.D. x 3/8" O.D. x 1/4" O.D. Chrome Plated					
		1 Per Bag. 6"H x 8"W	20047 5	-	-	10	4.1 .17
	<b>PP20122</b>	5/8" O.D. (1/2" Nom. Copper) x 1/2" O.D. x 1/4" O.D. Chrome Plated					
		1 Per Bag. 6"H x 8"W	20122 9	-	-	25	8.5 .17
<b>THREE WAY VALVES. DUAL OUTLET ANGLE</b>							
	<b>PP2901</b>	1/2" F.I.P. x 3/8" O.D. x 3/8" O.D. Chrome Plated					
		1 Per Box. 2.5"H x 2.75"W x 1"D	02901 4	6	2.3	24	8.0 -
	<b>PP20127</b>	1/2" F.I.P. x 3/8" O.D. x 3/8" O.D. Chrome Plated					
		1 Per Bag. 6"H x 8"W	20127 4	-	-	25	7.2 .17
	<b>PP20125</b>	1/2" F.I.P. x 1/2" O.D. x 3/8" O.D. Chrome Plated					
		1 Per Bag. 6"H x 8"W	20125 0	-	-	25	9.0 .17
	<b>PP20131</b>	5/8" O.D. (1/2" Nom. Copper) x 1/2" O.D. x 3/8" O.D. Chrome Plated					
		1 Per Bag. 6"H x 8"W	20131 1	-	-	25	9.7 .17

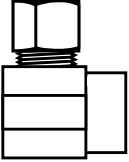
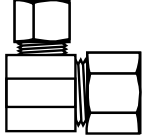




WATER SUPPLIES




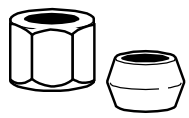

Part Number	Item Description	UPC No. 046224	Box Qty	Box Wt	Ship Ctn Qty	Ship Ctn Wt	Ship Cubic Ft
<b>CONTINUED</b>							
<b>THREE WAY VALVES. DUAL OUTLET ANGLE</b>							
	<b>PP20114</b>	5/8" O.D. (1/2" Nom. Copper) x 1/2" O.D. x 1/2" O.D. Chrome Plated 1 Per Bag. 6"H x 8"W	20114 4	-	-	25	10.9 .17
	<b>PP2903</b>	5/8" O.D. x 3/8" O.D. x 3/8" O.D. Chrome Plated 1 Per Box. 2.5"H x 2.75"W x 1"D	01074 6	6	2.3	24	9.3 -
	<b>PP20115</b>	5/8" O.D. (1/2" Nom. Copper) x 3/8" O.D. x 3/8" O.D. Chrome Plated 1 Per Bag. 6.13"H x 5.13"W x 2.25"D	20115 1	-	-	25	9.7 1.5
<b>STRAIGHT CONNECTOR</b>							
<b>1/2" M.I.P. X 3/8" O.D. CONNECTS TO LAVATORY TUBE TO SINK FAUCET WITH 1/2" FEMALE THREADS</b>							
	<b>PP20040</b>	Chrome Plated 1 Per Bag. 4.5"H x 3.25"W	20040 6	-	-	25	3.0 .17
	<b>FAUCET ADAPTER. 3/8" O.D. COMP. X 3/8" OR 1/2" BEVELED SUPPLY TUBE</b>						
	<b>PP20043</b>	Chrome Plated. For single lever faucet 1 Per Bag. 4.5"H x 3.25"W	20043 7	-	-	25	3.0 .17
	<b>STRAIGHT CONNECTOR. 3/8" M.I.P. X 3/8" O.D.</b>						
	<b>PP72PC</b>	Chrome Plated 1 Per Card. 3.75"H x 2.625"W	00072 3	6	.63	24	2.5 .35
	<b>PP20072</b>	Chrome Plated 1 Per Bag. 4.5"H x 3.25"W	20072 7	-	-	5	.53 .17
<b>STRAIGHT CONNECTOR. 1/2" M.I.P. X 3/8" O.D.</b>							
	<b>PP74PC</b>	Chrome Plated 1 Per Card. 3.75"H x 2.625"W	00074 7	6	.85	24	3.4 .3
	<b>PP20074</b>	Chrome Plated 1 Per Bag. 4.5"H x 3.25"W	20074 1	-	-	25	2.7 .17
<b>STRAIGHT CONNECTOR. 3/8" F.I.P. X 3/8" O.D.</b>							
	<b>PP71PC</b>	Chrome Plated 1 Per Card. 3.75"H x 2.625"W	00071 6	6	.60	24	2.5 .35
	<b>PP20071</b>	Chrome Plated 1 Per Bag. 4.5"H x 3.5"W	20071 0	-	-	25	2.6 .17

WATER SUPPLIES

Part Number	Item Description	UPC No.	Box Qty	Box Wt	Ship Ctn Qty	Ship Ctn Wt	Ship Cubic Ft
	<b>STRAIGHT CONNECTOR. 1/2" F.I.P. X 3/8" O.D.</b>						
	<b>PP73PC</b> Chrome Plated 1 Per Card. 3.75"H x 2.625"W	00073 0	6	.75	24	3.75	.35
	<b>PP20073</b> Chrome Plated 1 Per Bag. 4.5"H x 3.25"W	20073 4	-	-	25	2.5	.17
	<b>STRAIGHT CONNECTOR 1/2" COPPER SWEAT X 3/8" O.D.</b>						
	<b>PP79PC</b> Chrome Plated 1 Per Card. 3.75"H x 2.625"W	00079 2	6	.63	24	2.5	.35
	<b>PP20079</b> Chrome Plated 1 Per Bag. 4.5"H x 3.25"W	20079 6	-	-	10	.75	.17
	<b>STRAIGHT CONNECTOR 5/8" O.D. (1/2" NOM. COPPER) X 3/8" O.D.</b>						
	<b>PP80PC</b> Chrome Plated 1 Per Card. 3.75"H x 2.625"W	00080 8	6	1.0	24	4.2	.35
	<b>PP20080</b> Chrome Plated 1 Per Bag. 4.5"H x 3.25"W	20080 2	-	-	10	1.4	.17
	<b>ANGLE CONNECTOR 3/8 F.I.P. X 3/8" O.D.</b>						
	<b>PP75PC</b> Chrome Plated 1 Per Card. 3.75"H x 2.625"W	00075 4	6	.93	24	3.7	.35
	<b>PP20075</b> Chrome Plated 1 Per Bag. 4.5"H x 3.25"W	20075 8	-	-	25	3.3	.14
	<b>ANGLE CONNECTOR 1/2" I.P.S. FEMALE X 3/8" O.D.</b>						
	<b>PP76PC</b> Chrome Plated 1 Per Card. 3.75"H x 2.625"W	00076 1	6	.95	24	3.8	.35
	<b>PP20076</b> Chrome Plated 1 Per Bag. 4.5"H x 3.25"W	20076 5	-	-	10	1.4	.1
	<b>ANGLE CONNECTOR 1/2" I.P.S. FEMALE X 1/2" O.D.</b>						
<b>PP20069</b> Chrome Plated 1 Per Bag. 4.5"H x 3.25"W	20069 7	-	-	25	4.5	.14	

WATER SUPPLIES

Part Number	Item Description	UPC No. 046224	Box Qty	Box Wt	Ship Ctn Qty	Ship Ctn Wt	Ship Cubic Ft	
	<b>ANGLE CONNECTOR</b> <b>1/2" COPPER SWEAT X 3/8" O.D.</b>							
	<b>PP77PC</b>	Chrome Plated 1 Per Card. 3.75"H x 2.625"W	00077 8	6	.95	24	3.8	.35
	<b>PP20077</b>	Chrome Plated 1 Per Bag. 4.5"H x 3.25"W	20077 2	-	-	25	2.9	.17
	<b>ANGLE CONNECTOR</b> <b>5/8" O.D. (1/2" NOM. COPPER) X 3/8" O.D.</b>							
	<b>PP78PC</b>	Chrome Plated 1 Per Card. 3.75"H x 2.625"W	00078 5	6	1.4	24	5.5	.35
	<b>PP20078</b>	Chrome Plated 1 Per Bag. 4.5"H x 3.25"W	20078 9	-	-	25	4.9	.17
	<b>STRAIGHT TRANSITION FITTINGS</b> <b>1/2" NOM. CPVC X 3/8" O.D. TUBE</b>							
	<b>PP32-10BR</b>	Brass 1 Per Card. 4.375"H x 1.875"W	03210 6	6	1.4	24	5.4	.35
	<b>PP23210</b>	Brass 1 Per Bag. 4"H x 6"W	23210 0	-	-	10	2.4	.17
	<b>STRAIGHT TRANSITION FITTINGS</b> <b>1/2" NOM. CPVC X 1/2" F.I.P. TUBE</b>							
	<b>PP32-20BR</b>	Brass 1 Per Card. 4.375"H x 1.875"W	03220 5	6	1.2	24	4.8	.35
	<b>PP23220</b>	Brass 1 Per Bag. 6"H x 8"W	23220 9	-	-	25	5.0	.17
	<b>STRAIGHT TRANSITION FITTINGS</b> <b>1/2" NOM. CPVC X 1/2" M.I.P. TUBE</b>							
	<b>PP32-25BR</b>	Brass 1 Per Card. 4.375"H x 1.875"W	91000 8	6	1.3	24	5.2	.35
	<b>CONE WASHERS &amp; RINGS</b>							
	<b>PP810-31</b>	3/8" I.D. X 23/32" O.D. 2 Per Card. 3.75"H x 1.875"W	81031 5	6	.30	24	1.2	.16
	<b>PP281031</b>	3/8" I.D. X 23/32" O.D. 2 Per Bag. 4.5"H x 3.25"W	28131 3	-	-	25	10.4	.08
	<b>PP810-31BU</b>	3/8" I.D. X 23/32" O.D. Bulk. 4.1"H x 2.9"W x 2.9"D	91131 9	-	-	10	5.0	.23

Part Number	Item Description	UPC No.	Box Qty	Box Wt	Ship Ctn Qty	Ship Ctn Wt	Ship Cubic Ft
<b>CONTINUED</b>							
<b>CONE WASHERS &amp; RINGS</b>							
	<b>PP810-32</b>	7/16" I.D. x 5/8" O.D. 2 Per Card. 3.75"H x 1.875"W	81032 2	6	.27	24	1.1 .16
	<b>PP218132</b>	7/16" I.D. x 5/8" O.D. 2 Per Bag. 4.5"H x 3.25"W	90901 9	-	-	25	1.1 -
	<b>PP281033</b>	1/2" I.D. x 3/4" O.D. 2 Per Bag. 4.5"H x 3.25"W	28133 7	-	-	15	.79 .17
<b>THREADED CONE WASHERS</b>							
	<b>PP218136</b>	3/8" I.D. Washers and rings 2 Washers, 4 Rings 2 Per Bag. 5"H x 3.75"W x 7.5"D	00327 4	-	-	15	.19 .08
	<b>PP218137</b>	1/2" I.D. x 3/4" O.D. 2 Per Bag. 5"H x 3.75"W x 7.5"D	00328 1	-	-	15	.32 .08
<b>CONE WASHER ASSORTMENT FOR FAUCET &amp; TOILET</b>							
	<b>PP810-30</b>	Includes 4 sizes; 2 Each - Cone washers and friction rings 4 Sets Per Card. 3.75"H x 2.625"W	81030 8	6	.30	24	1.2 .16
	<b>PP281030</b>	Includes 4 sizes; 2 Each - Cone washers and friction rings 4 Sets Per Bag. 4.5"H x 3.25"W	28103 0	-	-	10	.50 .17
<b>COMPRESSION NUTS WITH RINGS</b>							
	<b>PP81PC</b>	3/8" O.D. 2 rings and 2 nuts 2 Sets Per Card. 3.75"H x 2.625"W	00081 5	6	.53	24	2.1 .35
	<b>PP20081</b>	3/8" O.D. 2 rings and 2 nuts 2 Sets Per Bag. 4.5"H x 3.25"W	20081 9	-	-	25	2.2 .17
<b>COMPRESSION NUT KIT</b>							
	<b>PP85PC</b>	2- 7/16" - 1/2" washers and nuts 2- 7/16" Rings and 2- 1/2" Rings 2 Sets Per Card. 3.75"H x 2.625"W	00085 3	6	.80	24	3.2 .35
	<b>PP20085</b>	2- 7/16" - 1/2" washers and nuts 2- 7/16" Rings and 2- 1/2" Rings 2 Sets Per Bag. 4.5"H x 3.25"W	20085 7	-	-	10	1.3 .17

WATER SUPPLIES

Part Number	Item Description	UPC No.	Box Qty	Box Wt	Ship Ctn Qty	Ship Ctn Wt	Ship Cubic Ft
<b>VALVE HANDLE FOR SHUT OFF VALVE</b>							
 <b>PP27296PC</b>	Chrome 1 Per Bag. 4"H x 5"W	00392 2	-	-	10	2.5	.08

WATER SUPPLIES