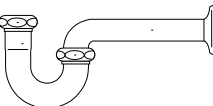
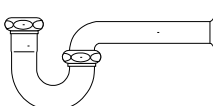
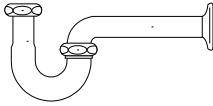
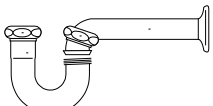
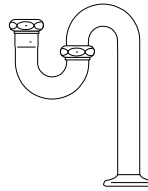
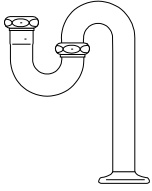
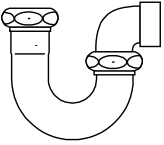
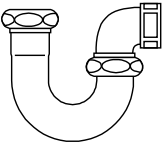
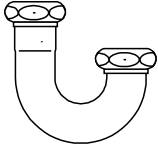
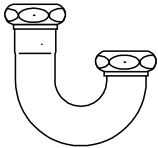
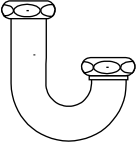
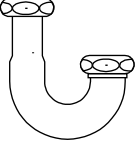
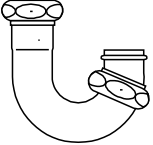
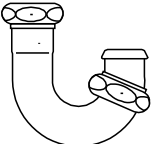
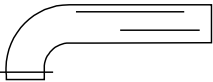
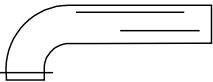


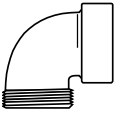
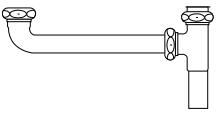
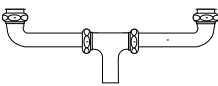




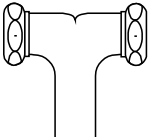
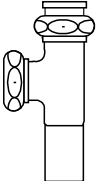


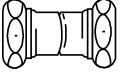
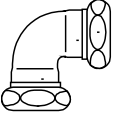
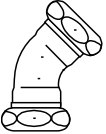

Part Number	Item Description	UPC No.	Box Qty	Box Wt	Ship Ctn Qty	Ship Ctn Wt	Ship Cubic Ft
P-TRAP, LESS CLEANOUT. 1 1/4" X 1 1/4" WITH FLANGE. FOR CONNECTION TO WALL							
	PP100CP 22 Gauge. Chrome Plated 1 Per Card. 7"H x 12"W	00100 3	-	-	5	18.3	2.6
	PP100PB 20 Gauge. Polished Brass 1 Per Card. 7"H x 12"W	99920 1	-	-	5	25.3	.5
	PP20200 22 Gauge. Chrome Plated 1 Per Bag. 13.25"H x 8"W	20200 4	-	-	10	6.2	.67
P-TRAP, LESS CLEANOUT. 1 1/2" X 1 1/2" WITH FLANGE. FOR CONNECTION TO WALL							
	PP150CP 22 Gauge. Chrome Plated 1 Per Card. 7"H x 12"W	00150 8	-	-	5	4.8	2.6
	PP20250 22 Gauge. Chrome Plated 1 Per Bag. 13.25"H x 8"W	20250 9	-	-	10	7.9	.67
P-TRAP LESS CLEANOUT. 1 1/2" X 1 1/4" WITH FLANGE. CHOKE STYLE FOR CONNECTION TO WALL							
	PP154CP 20 Gauge. Chrome Plated 1 Per Card. 7"H x 12"W	00154 6	-	-	5	5.3	.52
	PP20318 20 Gauge. Chrome Plated 1 Per Bag. 20"H x 7.75"W x 7.5"D	20318 6	-	-	10	12.4	.67
	PP20319 17 Gauge. Chrome Plated 1 Per Bag. 20"H x 7.75"W x 7.5"D	20319 3	-	-	10	15.6	.67
P-TRAP LESS CLEANOUT. WITH GROUND JOINT, 1 1/2" X 1 1/2" WITH FLANGE. BRASS NUTS							
	PP20305 17 Gauge. Chrome Plated 1 Per Bag. 20"H x 7.75"W x 7.5"D	20305 6	-	-	10	15.6	.67
S-TRAP LESS CLEANOUT. 1 1/4" X 1 1/4" WITH FLANGE. FOR CONNECTION TO FLOOR							
	PP200CP 22 Gauge. Chrome Plated 1 Per Card. 24"H x 9.75"W	00200 0	-	-	5	6	1.05
	PP20255 22 Gauge. Chrome Plated 1 Per Bag. 24"H x 9"W	20255 4	-	-	5	5.6	.67





Part Number	Item Description	UPC No. 046224	Box Qty	Box Wt	Ship Ctn Qty	Ship Ctn Wt	Ship Cubic Ft
	PP250CP S-TRAP. LESS CLEANOUT. 1½" X 1½" WITH FLANGE. FOR CONNECTION TO FLOOR 22 Gauge. Chrome Plated 1 Per Card. 24"H x 9.75"W	00250 5	-	-	5	7.7	1.05
	PP20260 22 Gauge. Chrome Plated 1 Per Bag. 24"H x 9"W	20260 8	-	-	5	6.9	.67
	PP20228 SINK TRAP. 1½" FOR CONNECTION TO THREADED STUB-OUT 22 Gauge. Chrome Plated For I.P.S. Threaded Connection 1 Per Bag. 24"H x 9.75"W	20228 8	-	-	5	23.5	.31
	PP20155 SINK TRAP L.A. STYLE. 1½" X 1¼" BRASS NUTS. GROUND JOINT FOR CONNECTION TO THREADED STUB-OUT 17 Gauge. Chrome Plated J-Bend Chrome Plated Elbow 1 Per Bag. 20"H x 7.75"W x 7.5"D	20155 7	-	-	10	14.4	.67
	PP20156 SINK TRAP L.A. STYLE. 1½" X 1½" BRASS NUTS. GROUND JOINT FOR CONNECTION TO THREADED STUB-OUT 17 Gauge. Rough Brass 1 Per Bag. 20"H x 7.75"W x 7.5"D	20156 4	-	-	10	14.4	.67
	PP1CP J-BEND, LESS CLEANOUT. 1¼" 22 Gauge. Chrome Plated 1 Per Bag. 7"H x 6.75"W	00001 3	-	-	5	2.6	.28
	PP20201 22 Gauge. Chrome Plated 1 Per Bag. 10"H x 7"W	20201 1	-	-	10	3.5	.31
	PP2CP J-BEND LESS CLEANOUT. 1½" 22 Gauge. Chrome Plated 1 Per Card. 7"H x 6.75"W	00002 0	-	-	5	2.7	.28
	PP152CP 20 Gauge. Chrome Plated 1 Per Card. 7"H x 6.75"W	00152 2	-	-	5	2.0	.28
	PP20202 22 Gauge. Chrome Plated 1 Per Bag. 10"H x 7"W	20202 8	-	-	10	4.8	.31


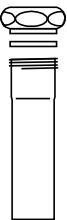


Part Number	Item Description	UPC No.	Box Qty	Box Wt	Ship Ctn Qty	Ship Ctn Wt	Ship Cubic Ft
	J-BEND LESS CLEANOUT HI- INLET . 1 1/2" X 1 1/4" 22 Gauge. Chrome Plated 1 Per Bag. 12.5"H x 5.75"W x 7.5"D	046224	-	-	10	7.3	-
	J-BEND LESS CLEANOUT. 1 1/2" X 1 1/4" CHOKE STYLE WITH REDUCED IN-LET 17 Gauge. Chrome Plated 1 Per Bag. 12.5"H x 5.75"W x 7.5"D	20272 1	-	-	10	6.9	-
	J-BEND LESS CLEANOUT. 1 1/2" X 1 1/4" CHOKE STYLE WITH REDUCED IN-LET 20 Gauge. Chrome Plated 1 Per Bag. 12.5"H x 5.75"W x 7.5"D	21319 2	-	-	10	5.2	-
	J-BEND SINK TRAP STYLE. 1 1/2" WITH CAPTURED NUT 22 Gauge. Chrome Plated 1 Per Bag. 7"H x 6.75"W	21318 5	-	-	10	2.8	.28
	J-BEND SINK TRAP STYLE. 1 1/2" WITH CAPTURED NUT 22 Gauge. Chrome Plated 1 Per Bag. 10.5"H x 7"W	00007 5	-	-	5	2.8	.23
	LAVATORY J-BEND. L.A. STYLE 1 1/2" X 1 1/2". BRASS NUTS. GROUND JOINT 17 Gauge. Chrome Plated 1 Per Bag. 12.5"H x 6.75"W	20207 3	-	-	5	9.7	.67
	LAVATORY J-BEND. L.A. STYLE 1 1/2" X 1 1/2". BRASS NUTS. GROUND JOINT 17 Gauge. Rough Brass 1 Per Bag. 12.5"H x 5.75"W x 7.5"D	20157 1	-	-	10	9.7	.67
	WALL TUBE. 1 1/4" X 1 1/4" WITH FLANGE 22 Gauge. Chrome Plated. 7" 1 Per Hangtag. 10"H x 2.3"W	20158 8	-	-	10	2.3	.15
	WALL TUBE. 1 1/4" X 1 1/4" WITH FLANGE 22 Gauge. Chrome Plated. 7" 1 Per Hangtag. 12"H x 6.13"W	01708 0	-	-	5	2.3	.15
	WALL TUBE. 1 1/2" X 1 1/2" WITH FLANGE 22 Gauge. Chrome Plated. 7" 1 Per Hangtag. 10"H x 2.3"W	20203 5	-	-	5	2.24	.27
	WALL TUBE. 1 1/2" X 1 1/2" WITH FLANGE 22 Gauge. Chrome Plated. 7" 1 Per Bag. 12"H x 6.13"W	01709 7	-	-	5	2.7	.89
	WALL TUBE. 1 1/2" X 1 1/2" WITH FLANGE 22 Gauge. Chrome Plated. 7" 1 Per Bag. 12"H x 6.13"W	20204 2	-	-	5	2.7	.89






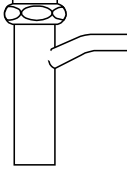

Part Number	Item Description	UPC No. 046224	Box Qty	Box Wt	Ship Ctn Qty	Ship Ctn Wt	Ship Cubic Ft
	DRAIN TUBE 1 1/4". WITH FLANGE						
	PP5CP 22 Gauge. Chrome Plated. 20 1/2" 1 Per Card. 23"H x 6.25"W	00005 1	-	-	5	4.1	.64
	PP20205 22 Gauge, Chrome Plated. 20 1/2" 1 Per Bag. 24"H x 6.5"W	20205 9	-	-	5	3.5	.67
	BRASS DRAIN TUBE 1 1/2". WITH FLANGE						
	PP6CP 22 Gauge. Chrome Plated. 20 1/2" 1 Per Card. 23"H x 6.25"W	00006 8	-	-	5	5.3	.64
	PP20206 22 Gauge. Chrome Plated. 20 1/2" 1 Per Bag. 24"H x 6.5"W	20206 6	-	-	5	3.8	.67
	CAST ELBOWS. 1 1/2" FOR ADJUSTABLE TRAP						
	PP20CP Chrome Plated. I.P.S. Outlet 1 Per Card. 4.81"H x 4.38"W	00020 4	-	-	5	2.6	.12
	PP203455PC Chrome Plated. L.A. Code. 1 1/2 I.P.S. x 1 1/2 O.D. 1 Per Bag. 5"H x 3.75"W x 7.5"D	74057 5	-	-	5	2.3	-
	CONTINUOUS WASTE. END OUTLET DIRECT CONNECT OR SLIP JOINT. 1 1/2"						
	PP923CP 22 Gauge. 16" . Chrome Plated 1 Per Card. 8.6"H x 19.75"W	01420 1	-	-	5	6.3	-
	PP20223 22 Gauge. 16" . Chrome Plated 1 Per Bag. 21.25"H x 6.13"W	20223 3	-	-	5	5.8	.67
	CONTINUOUS WASTE CENTER OUTLET DIRECT CONNECT OR SLIP JOINT. 1 1/2"						
	PP924CP 22 Gauge. 16" . Chrome Plated 1 Per Card. 8.6"H x 19.75"W	01419 5	-	-	5	6.8	-
	PP20224 22 Gauge. 16". Chrome Plated 1 Per Bag. 13.25"H x 8"W	20224 0	-	-	5	7.9	.50
	WASTE DRAIN TUBE SLIP JOINT OR DIRECT CONNECT. 1 1/2"						
	PP16-7CP 22 Gauge. Chrome Plated. 7" 1 Per Card. 10.1875"H x 6"W	00167 6	-	-	5	2.5	.3


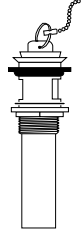


Part Number	Item Description	UPC No.	Box Qty	Box Wt	Ship Ctn Qty	Ship Ctn Wt	Ship Cubic Ft
CONTINUED							
WASTE DRAIN TUBE							
SLIP JOINT OR DIRECT CONNECT. 1½"							
	PP16CP	22 Gauge. Chrome Plated. 15" 1 Per Card. 13"H x 6.125"W	00016 7	-	-	5	4.2 .63
	PP20216	22 Gauge. Chrome Plated. 15" 1 Per Bag. 21.25"H x 6.13"W	20216 5	-	-	10	7.4 .67
	PP20230	22 Gauge. Rough Brass. 15" 1 Per Bag. 20"H x 7.75"W x 7.5"D	20230 1	-	-	10	7.4 .67
WASTE ARM							
DIRECT CONNECT. 1½"							
	PP202521ASN	22 Gauge. Chrome Plated. 15" 1 Per Bag. 23"H x 3.75"W x 8"D	74058 2	-	-	5	3.4 -
	PP202526ASN	22 Gauge. Chrome Plated. 21" 1 Per Bag. 23"H x 3.75"W x 8"D	74059 9	-	-	5	4.7 -
WASTE ARM.							
SLIP JOINT. 1½"							
	PP202521SN	22 Gauge. Chrome Plated. 15" 1 Per Bag. 23"H x 3.75"W x 8"D	74060 5	-	-	5	3.4 -
CENTER OUTLET TEE & TAILPIECE							
SLIP JOINT. 1½"							
	PP18CP	Chrome Plated. 1 Per Card. 8.5"H x 4.75"W	00018 1	-	-	5	5.4 -
	PP20218	Chrome Plated. 1 Per Bag. 12"H x 6.13"W	20218 9	-	-	5	2.8 .22
	PP20538	Rough Brass. With Baffle. 1 Per Bag. 14"H x 3.75"W x 7.5"D	20538 8	-	-	5	3.7 -
TEE AND TAILPIECE, END OUTLET							
SLIP JOINT OR DIRECT CONNECT. 1½"							
	PP17CP	Chrome Plated 1 Per Card. 8.5"H x 4.75"W	00017 4	-	-	5	2.9 .22
	PP20217	Chrome Plated 1 Per Bag. 12"H x 6.13"W	20217 2	-	-	5	2.6 .23
	PP20237	With Baffle. Rough Brass 1 Per Bag. 14"H x 3.75"W x 7.5"D	20237 0	-	-	5	4.9 -


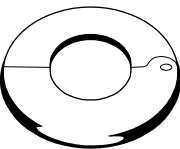



Part Number	Item Description	UPC No. 046224	Box Qty	Box Wt	Ship Ctn Qty	Ship Ctn Wt	Ship Cubic Ft	
COUPLING WITH NUTS & WASHERS								
DOUBLE SLIP STRAIGHT								
	PP169	22 Gauge. Chrome Plated. 1 1/4" 1 Per Hangtag. 6"H x 2.3"W	01418 8	-	-	25	5.9	-
	PP134	22 Gauge. Chrome Plated. 1 1/2" 1 Per Hangtag. 6"H x 2.3"W	01358 7	-	-	5	2.4	-
	PP20245	22 Gauge. Chrome Plated. 1 1/2" 1 Per Bag. 6.13"H x 8"W	20245 5	-	-	5	2.3	.15
COUPLINGS. 90° ELBOW WITH NUTS & WASHERS								
	PP242	22 Gauge. Chrome Plated. 1 1/4" 1 Per Hangtag. 6"H x 2.3"W	01458 4	-	-	25	1.9	-
	PP20242	22 Gauge. Chrome Plated. 1 1/4" 1 Per Bag. 6.13"H x 8"W	20242 4	-	-	5	1.5	.15
	PP130	22 Gauge. Chrome Plated. 1 1/2" 1 Per Hangtag. 6"H x 2.3"W	01706 6	-	-	5	2.3	-
	PP20246	22 Gauge. Chrome Plated. 1 1/2" 1 Per Bag. 6.13"H x 8"W	20246 2	-	-	5	2.9	.15
COUPLINGS. 45° ELBOW WITH NUTS & WASHERS								
	PP137	22 Gauge. Chrome Plated. 1 1/4" 1 Per Hangtag. 10"H x 2.3"W	01457 7	-	-	25	12.6	-
	PP20243	22 Gauge. Chrome Plated. 1 1/4" 1 Per Bag. 4.5"H x 10"W	20243 1	-	-	5	1.7	.15
	PP132	22 Gauge. Chrome Plated. 1 1/2" 1 Per Hangtag. 6"H x 2.3"W	01359 4	-	-	5	2.6	-
	PP20247	22 Gauge. Chrome Plated. 1 1/2" 1 Per Bag. 6.13"H x 8"W	20247 9	-	-	5	1.8	.15
SLIP TEE. 3 WAY WITH NUTS & WASHERS								
	PP136	1 1/2" Slip Joint. Chrome Plated. 1 Per Hangtag. 6"H x 2.3"W x 3.25"D	01707 3	-	-	5	3.9	-

Part Number	Item Description	UPC No.	Box Qty	Box Wt	Ship Ctn Qty	Ship Ctn Wt	Ship Cubic Ft
WASTE CONNECTIONS. MALE							
	PP811-89	Rough Brass. Chrome Plated Nut 1 1/4" S.P.S. x 1 1/4" O.D. Tube Slip 1 Per Card. 5"H x 5"W x 2.5"D	02140 7	-	-	3	.19
	PP21189	Rough Brass. Chrome Plated Nut 1 1/4" S.P.S. x 1 1/4" O.D. Tube Slip 1 Per Bag. 5"H x 3.75"W x 7.5"D	21189 1	-	-	5	.26
WASTE CONNECTION. MALE GROUND JOINT							
	PP811-91	Rough Brass. Chrome Plated Nut 1 1/2" S.P.S. x 1 1/4" O.D. Tube Slip 1 Per Card. 5"H x 5"W x 2.5"D	02141 4	-	-	3	.12
	PP811-87	Rough Brass. Chrome Plated Nut 1 1/2" S.P.S. x 1 1/2" O.D. Tube Slip 1 Per Card. 5"H x 5"W x 2.5"D	02139 1	-	-	3	.19
	PP21187	Rough Brass. Chrome Plated Nut 1 1/2" S.P.S. x 1 1/2" O.D. Tube Slip 1 Per Bag. 5"H x 3.75"W x 7.5"D	21187 7	-	-	5	.26
WASTE CONNECTION. FEMALE							
	PP811-93	Rough Brass. Chrome Plated Nut. 1 1/2" S.P.S. x 1 1/4" O.D. Tube Slip 1 Per Card. 5"H x 5"W x 2.5"D	02142 1	-	-	3	.15
	PP21193	Rough Brass. Chrome Plated Nut. 1 1/2" S.P.S. x 1 1/4" O.D. Tube Slip 1 Per Bag. 5"H x 3.75"W x 7.5"D	21193 8	-	-	5	.31
SINK TAILPIECES. 1 1/2"							
	PP9-4CP	22 Gauge. Chrome Plated. 4" 1 Per Hangtag. 7"H x 2.3"W	01725 7	-	-	5	.78
	PP9-6CP	22 Gauge. Chrome Plated. 6" 1 Per Hangtag. 9"H x 2.3"W	01726 4	-	-	5	.83
	PP20209	22 Gauge. Chrome Plated. 6" 1 Per Bag. 11"H x 4.5"W	20209 7	-	-	10	2.7
	PP9-8CP	22 Gauge. Chrome Plated. 8" 1 Per Hangtag. 11"H x 2.3"W	01727 1	-	-	5	1.41
	PP9-12CP	22 Gauge. Chrome Plated. 12" 1 Per Hangtag. 15"H x 2.3"W	01724 0	-	-	5	2.1



Part Number	Item Description	UPC No. 046224	Box Qty	Box Wt	Ship Ctn Qty	Ship Ctn Wt	Ship Cubic Ft
CONTINUED							
	PP20912	SINK TAILPIECES. 1 1/2" 22 Gauge. Chrome Plated. 12" 1 Per Bag. 12.5"H x 4.5"W	20912 6	-	-	10	4.4
	EXTENSION TUBES. SLIP JOINT. 1 1/4"						
	PP12-6CP	22 Gauge. Chrome Plated. 6" 1 Per Hangtag. 9"H x 2.3"W	01701 1	-	-	5	1.6 .14
	PP20212	22 Gauge. Chrome Plated. 6" 1 Per Bag. 11"H x 4.5"W	20212 7	-	-	10	3.2 .23
	PP12PB	22 Gauge. Polished Brass. 6" 1 Per Card. 9"H x 2.3"W	99912 6	-	-	5	1.2 .26
	PP12-8CP	22 Gauge. Chrome Plated. 8" 1 Per Hangtag. 11"H x 2.3"W	01702 8	-	-	5	1.9 .14
	PP12-12CP	22 Gauge. Chrome Plated. 12" 1 Per Hangtag. 15"H x 2.3"W	01699 1	-	-	5	2.2 .26
	PP20226	22 Gauge. Chrome Plated. 12" 1 Per Bag. 17"H x 4.5"W	20226 4	-	-	10	4.8 .31-
EXTENSION TUBES. SLIP JOINT. 1 1/2"							
	PP13-6CP	22 Gauge. Chrome Plated. 6" 1 Per Hangtag. 9"H x 2.3"W	01704 2	-	-	5	1.9 -
	PP20213	22 Gauge. Chrome Plated. 6" 1 Per Bag. 11"H x 4.5"W	20213 4	-	-	10	3.8 .23
	PP13PB	22 Gauge. Polished Brass. 6" 1 Per Card. 9"H x 2.3"W	99913 3	-	-	5	1.6 .14
	PP13-8CP	22 Gauge. Chrome Plated. 8" 1 Per Hangtag. 11"H x 2.3"W	01705 9	-	-	5	2.3 -
	PP13-12CP	22 Gauge. Chrome Plated. 12" 1 Per Hangtag. 15"H x 2.3"W	01703 5	-	-	5	3.1 2.6
	PP20227	22 Gauge. Chrome Plated. 12" 1 Per Bag. 17"H x 4.5"W	20227 1	-	-	10	5.7 .31
	PP2412PC	TUBES THREADED BOTH ENDS. 1 3/8" 20 Gauge. Chrome Plated.. 12" Bulk. 14.63"H x 9"W x 3.38"D	90973 6	-	-	10	4.9 .26

Part Number	Item Description	UPC No.	Box Qty	Box Wt	Ship Ctn Qty	Ship Ctn Wt	Ship Cubic Ft
	TUBES THREADED BOTH ENDS. 1 1/4" 20 Gauge. Chrome Plated. 6" 1 Per Card. 8.5"H x 3.5"W	00010 5	-	-	5	1.9	.14
	PP10CP 20 Gauge. Chrome Plated. 6" 1 Per Bag. 11"H x 4.5"W	20210 3	-	-	5	1.51	.15
	PP22161PC 20 Gauge. Chrome Plated. 12" 1 Per Bag. 12.5"H x 5.75"W x 7.5"D	74051 3	-	-	10	4.6	-
	TUBES THREADED BOTH ENDS, 1 1/2" 20 Gauge. Chrome Plated. 6" 1 Per Card. 8.5"H x 3.5"W	00011 2	-	-	5	2.1	.14
	PP11CP 20 Gauge. Chrome Plated. 6" 1 Per Bag. 11"H x 4.5"W	20211 0	-	-	5	1.5	.15
	TUBE THREADED ONE END, 1 1/2" 22 Gauge. Rough Brass. 4" L.A. Code Approved. 1 Per Bag. 5"H x 3.75"W x 7.5"D	74050 6	-	-	10	1.8	-
	BRANCH TAILPIECE 1 1/2" X 8" - 3/4" HOSE CONNECTION OR 1/2" COPPER TUBE SLIP JOINT OR DIRECT CONNECT Chrome Plated 1 Per Card. 10.25"H x 6.75"W	00141 6	-	-	5	1.1	.37
	BRANCH TAILPIECE. 1 1/2" X 8" DIRECT CONNECT 22 Gauge. Chrome Plated. 1 Per Bag. 12.5"H x 3.75"W x 7.5"D	74052 0	-	-	5	2.8	-
	BRANCH TAILPIECE. 1 1/2" X 12" LONGNECK. DIRECT CONNECT 20 Gauge. Rough Brass.. 1 Per Bag. 12.5"H x 3.75"W x 7.5"D	21041 2	-	-	5	6	-
	BRANCH TAILPIECE 1 1/2" X 8" - 3/4" BRANCH (7/8" O.D.) PLAIN END FOR RUBBER HOSE AND CLAMP OR 3/4" SWEAT CONNECTION Chrome Plated. Slip Joint or Direct Connect 1 Per Card. 10.1875"H x 6"W	73130 6	-	-	5	5.2	-

Part Number	Item Description	UPC No. 046224	Box Qty	Box Wt	Ship Ctn Qty	Ship Ctn Wt	Ship Cubic Ft
	CONTINUED BRANCH TAILPIECE 1 1/2" X 8" - 3/4" BRANCH (7/8" O.D.) PLAIN END FOR RUBBER HOSE AND CLAMP OR 3/4" SWEAT CONNECTION						
	PP20225 Chrome Plated. Slip Joint or Direct Connect 1 Per Bag. 12"H x 6.13"W	20225 7	-	-	5	1.6	.23
	P.O. PLUGS. ONE PIECE WITH CHAIN & STOPPER. 1 1/4" 22 Gauge. 5" Chrome Plated 1 Per Card. 8.5"H x 3.5"W	00019 8	6	2.2	24	8.9	.14
	PP20219 22 Gauge. 5" Chrome Plated 1 Per Bag. 11"H x 4.5"W	20219 6	-	-	10	3.6	.31
	C.O. PLUG. ONE PIECE WITH CHAIN & STOPPER. 1 1/4" 22 Gauge. Less overflow. 5" Chrome Plated 1 Per Card. 8.5"H x 3.5"W	82075 8	6	2.3	24	9.1	-
	PP820-75						
	SHALLOW FLANGES PP97PC 1 1/4" O.D. Chrome Plated. 1 Per Card. 4.75"H x 3.75"W	00864 4	6	.60	24	2.5	-
	PP20295 1 1/4" O.D. Chrome Plated. 1 Per Bag. 3.25"H x 5"W	20295 0	-	-	10	.50	.15
	PP96PC 1 1/2" O.D. Chrome Plated. 1 Per Card. 3.25"H x 5"W	00865 1	6	.48	24	1.9	-
	PP20296 1 1/2" O.D. Chrome Plated. 1 Per Bag. 3.25"H x 5"W	20296 7	-	-	10	.60	.15
	PP98PC 1 1/2" I.P.S. Chrome Plated. 1 Per Card. 5.5"H x 4.75"W	00098 3	6	.48	24	1.9	-
	PP20297 1 1/2" I.P.S. Chrome Plated. 1 Per Bag. 5.5"H x 4"W	20297 4	-	-	10	1.1	.08

Part Number	Item Description	UPC No.	Box Qty	Box Wt	Ship Ctn Qty	Ship Ctn Wt	Ship Cubic Ft
DEEP FLANGES							
	PP58PC	1 1/4" O.D. Chrome Plated. 1 Per Card. 5"H x 4"W	00916 0	6	.75	24	3.1 -
	PP20298	1 1/4" O.D. Chrome Plated. 1 Per Bag. 5.5"H x 4"W	20298 1	-	-	10	1.1 15
	PP59PC	1 1/2" O.D. Chrome Plated. 1 Per Card. 5"H x 4"W	00917 7	6	1.3	24	5.1 -
	PP20299	1 1/2" O.D. Chrome Plated. 1 Per Bag. 5.5"H x 4"W	20299 8	-	-	10	1.1 .15
FLOOR & CEILING PLATES							
	PP811-12	1 1/2" Chrome Plated. 1 Per Card. 5.5"H x 4.75"W	01493 5	6	.90	24	3.6 -
	PP21112	1 1/2" Chrome Plated. 1 Per Bag. 7.5"H x 3.75"W x 9"D	21112 9	-	-	25	3.8 .23
	PP21102	2" Chrome Plated. 1 Per Bag. 7.5"H x 3.75"W x 5"D	21102 0	-	-	25	1.3 .23
SLIP NUTS, 1 1/4" X 1 1/4"							
	PP855-9	Die Cast with washers 1 Per Card. 3.75"H x 2.62"W	85509 5	5	.49	25	2.5 .35
	PP25509	Die Cast with washers 1 Per Bag. 4.5"H x 3.25"W	25509 3	-	-	25	1.6 .08
SLIP NUTS. 1 1/2" X 1 1/4"							
	PP855-10	Die Cast with washers 1 Per Card. 3.875"H x 2.875"W	85510 1	5	.66	25	3.3 35
	PP25510	Die Cast with washers 1 Per Bag. 4.5"H x 3.25"W	25510 9	-	-	25	2.2 .08
SLIP NUTS. 1 1/2" X 1 1/2"							
	PP855-11	Die Cast with washers 1 Per Card. 3.875"H x 2.875"W	85511 8	5	.53	25	2.7 .35
	PP25511	Die Cast with washers 1 Per Bag. 4.5"H x 3.25"W	25511 6	-	-	25	2.2 .08

Part Number	Item Description	UPC No. 046224	Box Qty	Box Wt	Ship Ctn Qty	Ship Ctn Wt	Ship Cubic Ft
	PP855-13 SLIP JOINT WASHERS. RUBBER Assorted sizes: Two-1 ¹ / ₄ ", Two-1 ¹ / ₂ ", Two-2" 6 Per Card. 3.75"H x 2.625"W	85513 2	6	.40	24	1.9	.35
	PP25513 Assorted sizes: Two-1 ¹ / ₄ ", Two-1 ¹ / ₂ ", Two-2" 6 Per Bag. 4.5"H x 3.25"W	25513 0	-	-	25	1.2	.08
	PP855-16 SLIP JOINT WASHERS. RUBBER 1 ¹ / ₄ " 2 Per Card. 3.75"H x 2.62"W	85516 3	6	.31	24	1.5	.35
	PP25516 1 ¹ / ₄ " 2 Per Bag. 4.5"H x 3.25"W	25516 1	-	-	25	1.5	.08
	PP855-17 1 ¹ / ₂ " 2 Per Card. 3.75"H x 2.625"W	85517 0	6	.30	24	1.5	.35
	PP25517 1 ¹ / ₂ " 2 Per Bag. 4.5"H x 3.25"W	25517 8	-	-	25	1.1	.08
	PP835-57 MACK WASHERS 1 ¹ / ₄ ". For lavatory strainer. Rubber 1 Per Card. 3.75"H x 2.625"W	83557 8	6	.28	24	1.4	.11
	PP23557 1 ¹ / ₄ ". For lavatory strainer. Rubber 1 Per Bag. 4.88"H x 3.75"W	23557 6	-	-	15	.75	.08
	PP25522 SLIP JOINT WASHER 1 ¹ / ₂ ". Rubber 1 Per Bag. 5"H x 4"W	25522 2	-	-	25	27	.22
	PP855-60 SINK STRAINER COUPLING WASHER 1 ³ / ₄ " O.D. x 1 ³ / ₈ " I.D. x 1 ¹ / ₈ " Thick Cloth reinforced rubber 1 Per Card. 3.75"H x 2.625"W x .75"D	85560 6	6	.24	24	1.2	.16
	PP855-75 DISHWASHER/DISPOSAL CONNECTOR With clamps 1 Per Card. 6.375"H x 3.625"W	85575 0	6	1.6	24	6.2	-
	PP25575 With clamps 1 Per Bag. 7.5"H x 6.13"W	25575 8	-	-	10	2.5	.15

Part Number	Item Description	UPC No.	Box Qty	Box Wt	Ship Ctn Qty	Ship Ctn Wt	Ship Cubic Ft
DISPOSAL GASKET							
	PP855-77	For In-Sink-Erator disposal elbow 1 Per Bag. 6.375"H x 3.625"W	85577 4	6	.48	24	1.9
	PP25577	For In-Sink-Erator disposal elbow 1 Per Bag. 7"H x 6.1"W	25577 2	-	-	15	3.6
DRUM TRAP COVER WITH WASHER							
	PP22561	1 Per Bag. 5"H x 4"W	73513 7	-	-	10	4.3

BRASS DRAINAGE

Part Number	Item Description	UPC No. 046224	Box Qty	Box Wt	Ship Ctn Qty	Ship Ctn Wt	Ship Cubic Ft
----------------	---------------------	-------------------	------------	-----------	-----------------	----------------	------------------

BRASS DRAINAGE