

WATER MANAGEMENT PRODUCT CATALOG



TABLE OF CONTENTS

PRODUCT APPLICATIONS

Matrix of appropriate applications for all products 4-5

PIPE

High Performance

• Sanitary / Storm 6-7

Dual Wall

• Characteristics. 8

• Sanitary / Irrigation Drainage 9

• Storm Drainage 10-15

Single Wall

• Characteristics. 16

• Storm Drainage 17-22

PRESSURE PIPE

• PolyFlex™ Potable Grade 23-24

• PolyFlex™ Utility Grade 25

• PolyFlex™ Copper Tubing Size 26

FITTINGS

• Dual Wall 27-48

• INSERTA TEE® 49-50

• INSERTA TEE® Hole Saws 51

• Single Wall 52-58

• Nyloplast® 59-67

• Catch Basins 68

• Outflow Accessories 69-70

• Specialty. 71

RETENTION/DETENTION SYSTEMS 72-75

• StormTech® 76-82

STORM WATER TREATMENT

• Storm Water Quality Unit 83

• Grease Interceptor 83

FLEXSTORM™ 84-85

DURASLOT® 86-87

ADVANEDGE® 88-89

ONSITE CHAMBERS 90-91

WASTE WATER ACCESSORIES 92

FOUNDATION DRAINAGE & ACCESSORIES 93

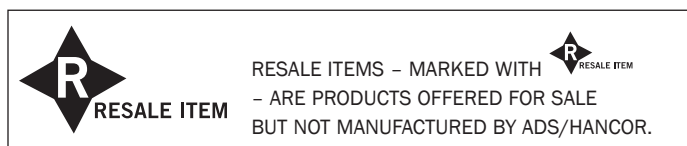
METER PITS 94

WATERSTOP GASKETS 95

EROSION CONTROL FABRICS 96

GEOSYNTHETICS 97-99

DRAINTech® 100-102



STANDARD AND METRIC UNITS ARE PROVIDED ON PRODUCTS THROUGHOUT THE CATALOG. UNLESS STATED OTHERWISE, METRIC UNITS SHOULD BE USED FOR REFERENCE PURPOSES ONLY. PRODUCTS SUBJECT TO CHANGE WITHOUT NOTICE. ALL SALES OF OUR PRODUCT ARE SUBJECT TO A LIMITED WARRANTY AND PURCHASERS ARE SOLELY RESPONSIBLE FOR INSTALLATION AND USE OF OUR PRODUCTS AND DETERMINING WHETHER A PRODUCT IS SUITED FOR ANY SPECIFIC NEEDS. PLEASE CONSULT A FULL COPY OF TERMS AND CONDITIONS FOR SALE FOR FURTHER DETAILS.

PRODUCT APPLICATIONS

APPLICATIONS

	TRIPLE WALL	DUAL WALL						SINGLE WALL		
	Polypropylene (PP)	PP	High Density Polyethylene Pipe (HDPE)						HDPE	
	SANITITE® HP	N-12® HP	SANITITE®	N-12®	N-12® LOW-HEAD	N-12® ST BELL-AND-SPIGOT	N-12® PLAIN END	MEGA GREEN®	HIGHWAY	HEAVY DUTY
CONSTRUCTION PRODUCTS										
STORM SEWER		•		•		•	•	•		
RETENTION/DETENTION				•		•	•	•	•	
CULVERTS/CROSS DRAINS		•		•		•	•	•	•	•
SLOPE/EDGE DRAINS				•		•	•	•	•	•
MINING/FORESTRY/INDUSTRIAL				•		•	•	•		
POST TENSIONING										
RESIDENTIAL PRODUCTS										
FOUNDATIONS/EDGE DRAINS						•	•	•		•
DOWNSPOUTS/ROOF DRAINAGE						•	•	•		•
CULVERTS				•		•	•	•	•	•
SUB DRAINAGE										•
ON-SITE WASTE MANAGEMENT										
RECREATION PRODUCTS										
PATHS/WALKWAYS/EDGE DRAINS						•	•	•		•
SPORTS PLAYING FIELDS				•		•	•	•	•	•
CULVERTS						•	•	•	•	•
PARKING LOT DRAINAGE				•		•	•	•	•	•
GOLF COURSE DRAINAGE						•	•	•	•	•
LANDSCAPE/SUB DRAINAGE										•
AGRICULTURE PRODUCTS										
FIELD DRAINAGE										•
GRAIN AERATION						•	•	•		•
LAND RECLAMATION						•	•	•		•
WATERWAYS						•	•	•	•	•
TERRACING						•	•	•	•	•
DITCH ENCLOSURES				•	•	•	•	•	•	•
SANITARY SEWER/ INDUSTRIAL PRODUCTS										
SANITARY SEWER TRUNK LINES	•		•							
INDUSTRIAL WASTE	•		•							
IRRIGATION TRANSMISSION LINES					•					

SUGGESTED PRODUCTS AND APPLICATIONS ARE PROVIDED FOR GENERAL GUIDANCE ONLY. CONTACT A SALES REPRESENTATIVE TO DISCUSS THE PRODUCTS ACCEPTABLE FOR SPECIFIC APPLICATIONS.

PRODUCT APPLICATIONS

APPLICATIONS	SINGLE WALL						
	HDPE						
	CO-EX	CHANNEL MUCK	CHANNEL FLOW	GRAVEL-LESS	SMOOTH WALL/TRIPLE WALL	TURF FLOW	POST TENSIONING DUCT
CONSTRUCTION PRODUCTS							
STORM SEWER							
RETENTION/DETENTION							
CULVERTS/CROSS DRAINS							
SLOPE/EDGE DRAINS							
MINING/FORESTRY/INDUSTRIAL							
POST TENSIONING							•
RESIDENTIAL PRODUCTS							
FOUNDATIONS/EDGE DRAINS					•	•	
DOWNSPOUTS/ROOF DRAINAGE					•		
CULVERTS							
SUB DRAINAGE					•	•	
ON-SITE WASTE MANAGEMENT			•	•	•		
RECREATION PRODUCTS							
PATHS/WALKWAYS/EDGE DRAINS					•	•	
SPORTS PLAYING FIELDS					•	•	
CULVERTS							
PARKING LOT DRAINAGE							
GOLF COURSE DRAINAGE					•	•	
LANDSCAPE/SUB DRAINAGE					•	•	
AGRICULTURE PRODUCTS							
FIELD DRAINAGE	•	•					
GRAIN AERATION							
LAND RECLAMATION	•	•					
WATERWAYS							
TERRACING							
DITCH ENCLOSURES							

SANITARY PIPE

SANITITE® HP

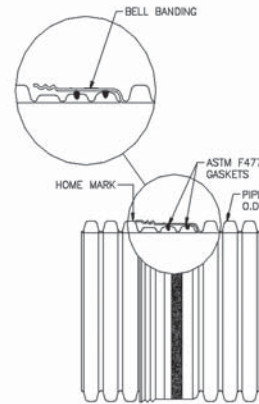
APPLICATIONS: A high-performance polypropylene pipe for use in gravity flow, wastewater conveyance, and high performance storm drain systems. Typically used in trunk/interceptor sanitary sewers to service treatment plant flow.

CHARACTERISTICS

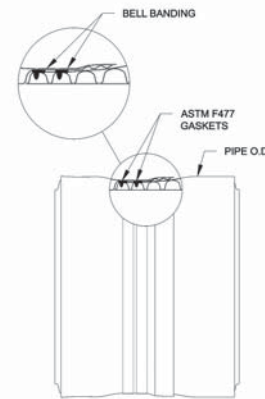
PRODUCT	DESCRIPTION	DIAMETER	CONNECTIONS	SPECIFICATIONS/ PERFORMANCE
SANITITE HP	Annular corrugations with smooth interior wall. 30"-60" Triple Wall has smooth exterior surface. Pipe is bell-and-spigot with the bell being reinforced with a polymer wrap and the spigot having two gaskets.	12"-30" (300-750 mm) Dual Wall	Bell-and-spigot with two rubber gaskets meeting ASTM F477.	12"-30" (300-750 mm) meets ASTM F2736. 12"-30" joints meet the requirements of ASTM F2736.
		30"-60" (750-1500 mm) Triple Wall		30"-60" (750-1500 mm) meets ASTM F2764. 30"-60" joints meet the requirements of ASTM F2764.

SANITITE HP

DIAMETER	LENGTH	STYLE	SANITITE HP
12" (300 mm)	13' (3.9 m)	Dual wall	1230 0013 IBPP
	20' (6.1 m)	Dual wall	1230 0020 IBPP
15" (375 mm)	13' (3.9 m)	Dual wall	1530 0013 IBPP
	20' (6.1 m)	Dual wall	1530 0020 IBPP
18" (450 mm)	13' (3.9 m)	Dual wall	1830 0013 IBPP
	20' (6.1 m)	Dual wall	1830 0020 IBPP
24" (600 mm)	13' (3.9 m)	Dual wall	2430 0013 IBPP
	20' (6.1 m)	Dual wall	2430 0020 IBPP
30" (750 mm)	13' (3.9 m)	Dual wall	3030 0013 IBPP
	20' (6.1 m)	Dual wall	3030 0020 IBPP
30" (750 mm)	13' (3.9 m)	Triple wall	3030 0013 IBHP
	20' (6.1 m)	Triple wall	3030 0020 IBHP
36" (900 mm)	13' (3.9 m)	Triple wall	3630 0013 IBHP
	20' (6.1 m)	Triple wall	3630 0020 IBHP
42" (1050 mm)	13' (3.9 m)	Triple wall	4230 0013 IBHP
	20' (6.1 m)	Triple wall	4230 0020 IBHP
48" (1200 mm)	13' (3.9 m)	Triple wall	4830 0013 IBHP
	20' (6.1 m)	Triple wall	4830 0020 IBHP
60" (1500 mm)	16' (3.9 m)	Triple wall	6030 0016 IBHP
	20' (6.1 m)	Triple wall	6030 0020 IBHP



**SANITITE HP
DUAL WALL**



30" - 60"
(750-1500 MM)
**SANITITE HP
TRIPLE WALL**

STORM SEWER PIPE

N-12® HP

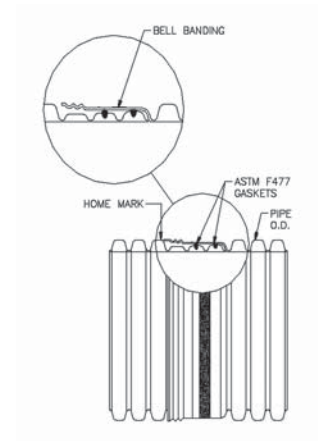
APPLICATIONS: N-12 HP is a high-performance polypropylene pipe for gravity-flow storm drainage applications.

CHARACTERISTICS

PRODUCT	DESCRIPTION	DIAMETER	CONNECTIONS	SPECIFICATIONS/ PERFORMANCE
N-12 HP	Annular corrugations with smooth interior surface. Pipe is bell-and-spigot with the bell being reinforced with a polymer wrap.	12"-60" (300-1500 mm) Dual Wall	Bell-and-spigot with a rubber gasket meeting ASTM F477.	12"-30" (300-750 mm) meets ASTM F2736. 12"-30" joints meet the requirements of ASTM F2736.

N-12 HP

DIAMETER	LENGTH	PRODUCT CODE
12" (300 mm)	20' (6.1 m)	1265 0020 IBPP
15" (375 mm)	20' (6.1 m)	1565 0020 IBPP
18" (450 mm)	20' (6.1 m)	1865 0020 IBPP
24" (600 mm)	20' (6.1 m)	2465 0020 IBPP
30" (750 mm)	20' (6.1 m)	3065 0020 IBPP
36" (900 mm)	20' (6.1 m)	3665 0020 IBPP
42" (1050 mm)	20' (6.1 m)	4265 0020 IBPP
48" (1200 mm)	20' (6.1 m)	4865 0020 IBPP
60" (1500 mm)	20' (6.1 m)	6065 0020 IBPP



**N-12 HP
DUAL WALL**

DUAL WALL HDPE PIPE

**N-12® LOW-HEAD IRRIGATION, SANITITE®, N-12® WT IB,
N-12® ST IB, N-12® PLAIN END, MEGA GREEN™ WT IB,
MEGA GREEN™ ST IB, MEGA GREEN™ PLAIN END**

CHARACTERISTICS

PRODUCT	DESCRIPTION	DIAMETER	CONNECTION	SPECIFICATIONS/ PERFORMANCE
N-12 LOW-HEAD IRRIGATION	Annular corrugations with HDB rated smooth interior liner. Pipe is bell-and-spigot with the bell being reinforced with a polymer wrap and the spigot having two gaskets.	24" - 60" * (600-1500mm)	Bell-and-spigot with 2 rubber gaskets meeting ASTM F477.	24" - 60" (600-1500mm) meets ASTM F2306. Joints meet the requirements of ASTM D3212.
SANITITE (POLYETHYLENE)	Annular corrugations with smooth interior liner. Pipe is bell-and-spigot with the bell being reinforced with a polymer wrap and the spigot having two gaskets.	24" - 60" * (600-1500mm)	Bell-and-spigot with 2 rubber gaskets meeting ASTM F477.	24" - 60" (600-1500mm) meets ASTM F2306. Joints meet the requirements of ASTM D3212.
N-12 WT IB	Annular corrugations with smooth interior liner. Pipe is bell-and-spigot with the bell being reinforced with a polymer wrap.	4" - 60" (100-1500mm)	Bell-and-spigot with rubber gasket meeting ASTM F477.	4" - 10" (100-250mm) meets AASHTO M252, Type S. ** 12" - 60" (300-1500mm) meets ASTM F2306 and AASHTO M294, Type S. Joints meet the requirement of ASTM D3212.**
N-12 ST IB	Annular corrugations with smooth interior.	4" - 60" (100-1500mm)	12" - 60" bell-and-spigot with rubber gasket meeting ASTM F477.	4" - 10" (100-250mm) meets AASHTO M252, Type S. ** 12" - 60" (300-1500mm) meets ASTM F2306 and AASHTO M294, Type S.**
N-12 PLAIN END	Annular corrugations with smooth interior.	4" - 60" (100-1500mm)	External snap or split band couplers depending on diameter.	4" - 10" (100-250mm) meets AASHTO M252, Type S. ** 12" - 60" (300-1500mm) meets AASHTO M294, Type S. **
MEGA GREEN WT IB	Annular corrugations with smooth interior liner. Pipe is bell-and-spigot with the bell being reinforced with a polymer wrap.	4" - 60" (100-1500mm)	Bell-and-spigot with rubber gasket meeting ASTM F477.	4" - 60" (100-1500mm) meets ASTM F2648. Joints meet the requirement of ASTM D3212.
MEGA GREEN ST IB	Annular corrugations with smooth interior.	4" - 60" (100-1500mm)	12" - 60" bell-and-spigot with rubber gasket meeting ASTM F477.	4" - 60" (100-1500mm) meets ASTM F2648.
MEGA GREEN PLAIN END	Annular corrugations with smooth interior.	4" - 60" * (100-1500mm)	External snap or split band couplers depending on diameter.	4" - 60" (100-1500mm) meets ASTM F2648.

*Not available in 54"

**Also available manufactured from Engineered Compound meeting ASTM F2648

DUAL WALL HDPE PIPE

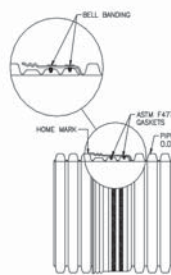
SANITITE® (POLYETHYLENE) & N-12® LOW-HEAD IRRIGATION

SANITITE APPLICATIONS: SaniTite (Polyethylene) is field proven in watertight storm drainage, low-head pressure applications and sanitary sewer applications.

N-12 LOW-HEAD APPLICATIONS: ADS Low-Head Pipe is made of polyethylene and is utilized for ditch enclosures, irrigation and irrigation pipe replacement.

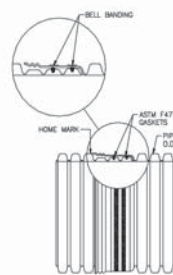
30" - 60" DUAL WALL PIPE OFFERINGS

INSIDE DIAMETER	STANDARD LENGTHS	SANITITE* (POLYETHYLENE)	N-12 LOW-HEAD IRRIGATION*
24" (600mm)	20' (6m)	24300020IB	24600020IB
30" (750mm)	20' (6m)	30300020IB	30600020IB
36" (900mm)	20' (6m)	36300020IB	36600020IB
42" (1050mm)	20' (6m)	42300020IB	42600020IB
48" (1200mm)	20' (6m)	48300020IB	48600020IB
60" (1500mm)	20' (6m)	60300020IB	60600020IB



24"-60" (600-1500mm)

SANITITE



24"-60" (600-1500mm)

N-12 LOW-HEAD IRRIGATION

*LIMITED GEOGRAPHIC AVAILABILITY


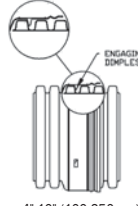
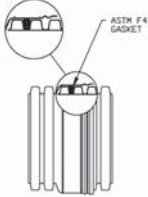
DUAL WALL PIPE

STORM DRAINAGE

N-12[®] PLAIN END, N-12[®] ST IB & N-12[®] WT IB per AASHTO

4" - 10" DUAL WALL PIPE OFFERINGS*

DIAMETER	LENGTHS	STYLE	N-12 PLAIN END	N-12 ST BELL-AND-SPIGOT**	N-12 WT BELL-AND-SPIGOT**
4" (100mm)	10' (3m)	solid	04150010	04150010IB	04650010IB
		perf	04110010	04110010IB	
	20' (6m)	solid	04150020	04150020IB	04650020IB
		perf	04110020	04110020IB	
		sock	04230020	04230020IB	
	6" (150mm)	10' (3m)	solid	06150010	06150010IB
perf			06110010	06110010IB	
20' (6m)		solid	06150020	06150020IB	06650020IB
		perf	06110020	06110020IB	
		sock	06230020	06230020IB	
8" (200mm)		10' (3m)	solid	08150010	08150010IB
	perf		08110010	08110010IB	
	20' (6m)	solid	08150020	08150020IB	08650020IB
		perf	08110020	08110020IB	
		sock	08230020	08230020IB	
	10" (250mm)	10' (3m)	solid	10150010	10150010IB
perf			10110010	10110010IB	
20' (6m)		solid	10150020	10150020IB	10650020IB
		perf	10110020	10110020IB	
		sock	10230020	10230020IB	

 <p>4"-10" (100-250mm) N-12 PLAIN END</p>	 <p>4"-10" (100-250mm) N-12 ST BELL-AND-SPIGOT</p>	 <p>4"-10" (100-250mm) N-12 WT</p>
---	--	---

*At the end of the product code, please add an H for Hancor blue stripe pipe.

**LIMITED GEOGRAPHIC AVAILABILITY


DUAL WALL PIPE

STORM DRAINAGE

N-12[®] PLAIN END, N-12[®] ST IB & N-12[®] WT IB per AASHTO

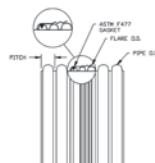
12" - 60" DUAL WALL PIPE OFFERINGS

DIAMETER	LENGTHS	STYLE	N-12 PLAIN END	N-12 ST IB	N-12 WT IB
12" (300mm)	13' (3.9m)	solid		12850013IB	12650013IB
	20' (6m)	solid	12950020	12850020IB	12650020IB
		perf	12910020	12810020IB	
		sock	12930020	12830020IB	
15" (375mm)	13' (3.9m)	solid		15850013IB	15650013IB
	20' (6m)	solid	15950020	15850020IB	15650020IB
		perf	15910020	15810020IB	
		sock	15930020	15830020IB	
18" (450mm)	13' (3.9m)	solid		18850013IB	18650013IB
	20' (6m)	solid	18950020	18850020IB	18650020IB
		perf	18910020	18810020IB	
		sock	18930020	18830020IB	
24" (600mm)	13' (3.9m)	solid		24850013IB	24650013IB
	20' (6m)	solid	24950020	24850020IB	24650020IB
		perf	24910020	24810020IB	
		sock	24930020	24830020IB	
30" (750mm)	13' (3.9m)	solid		30850013IB	30650013IB
	20' (6m)	solid	30950020	30850020IB	30650020IB
		perf	30910020	30810020IB	
		sock	30930020	30830020IB	
36" (900mm)	13' (3.9m)	solid		36850013IB	36650013IB
	20' (6m)	solid	36950020	36850020IB	36650020IB
		perf	36910020	36810020IB	
		sock		36830020IB	
42" (1050mm)	13' (3.9m)	solid		42850013IB	42650013IB
	20' (6m)	solid	42950020	42850020IB	42650020IB
		perf	42910020	42810020IB	
		sock		42830020IB	
48" (1200mm)	13' (3.9m)	solid		48850013IB	48650013IB
	20' (6m)	solid	48950020	48850020IB	48650020IB
		perf	48910020	48810020IB	
		sock		48830020IB	
54"* (1350mm)	12.5' (3.8m)	solid		54850013IBA	54650013IBA
	20.5' (6.2m)	solid		54850021IBA	54650021IBA
60" (1500mm)	13' (3.9m)	solid		60850013IB	60650013IB
	20' (6m)	solid	60950020	60850020IB	60650020IB
		perf	60910020	60810020IB	
		sock		60830020IB	



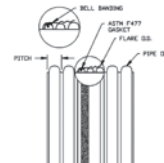
12"-60" (300-1500mm)

N-12 PLAIN END



12"-60" (300-1500mm)

N-12 ST IB



12"-60" (300-1500mm)

N-12 WT IB

*LIMITED GEOGRAPHIC AVAILABILITY


DUAL WALL PIPE

STORM DRAINAGE

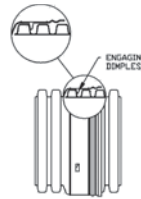
N-12[®] PLAIN END, N-12[®] ST IB & N-12[®] WT IB
per ASTM F2648

4" - 10" DUAL WALL PIPE OFFERINGS

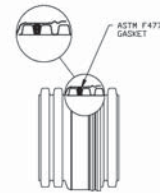
DIAMETER	LENGTHS	STYLE	N-12 PLAIN END	N-12 ST IB*	N-12 WT IB*
4" (100mm)	10' (3m)	solid	04150010DW	04150010IBDW	04650010IBDW
		perf	04110010DW	04110010IBDW	
	20' (6m)	solid	04150020DW	04150020IBDW	04650020IBDW
		perf	04110020DW	04110020IBDW	
		sock	04230020DW	04230020IBDW	
	6" (150mm)	10' (3m)	solid	06150010DW	06150010IBDW
perf			06110010DW	06110010IBDW	
20' (6m)		solid	06150020DW	06150020IBDW	06650020IBDW
		perf	06110020DW	06110020IBDW	
		sock	06230020DW	06230020IBDW	
8" (200mm)		10' (3m)	solid	08150010DW	08150010IBDW
	perf		08110010DW	08110010IBDW	
	20' (6m)	solid	08150020DW	08150020IBDW	08650020IBDW
		perf	08110020DW	08110020IBDW	
		sock	08230020DW	08230020IBDW	
	10" (250mm)	10' (3m)	solid	10150010DW	10150010IBDW
perf			10110010DW	10110010IBDW	
20' (6m)		solid	10150020DW	10150020IBDW	10650020IBDW
		perf	10110020DW	10110020IBDW	
		sock	10230020DW	10230020IBDW	



4"-10" (100-250mm)
N-12 PLAIN END



4"-10" (100-250mm)
N-12 ST IB



4"-10" (100-250mm)
N-12 WT IB

*LIMITED GEOGRAPHIC AVAILABILITY

DUAL WALL PIPE

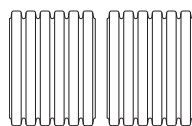
STORM DRAINAGE

N-12[®] PLAIN END, N-12[®] ST IB & N-12[®] WT IB

per ASTM F2648

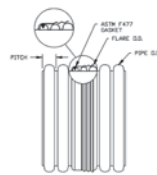
12" - 60" DUAL WALL PIPE OFFERINGS

DIAMETER	LENGTHS	STYLE	N-12 PLAIN END	N-12 ST IB	N-12 WT IB
12" (300mm)	13' (3.9m)	solid		12850013DW	12650013DW
	20' (6m)	solid	12950020DW	12850020IDW	12650020DW
		perf	12910020DW	12810020DW	
15" (375mm)	13' (3.9m)	solid		15850013DW	15650013DW
	20' (6m)	solid	15950020DW	15850020DW	15650020DW
		perf	15910020DW	15810020DW	
18" (450mm)	13' (3.9m)	solid		18850013DW	18650013DW
	20' (6m)	solid	18950020DW	18850020DW	18650020DW
		perf	18910020DW	18810020DW	
24" (600mm)	13' (3.9m)	solid		24850013DW	24650013DW
	20' (6m)	solid	24950020DW	24850020DW	24650020DW
		perf	24910020DW	24810020DW	
30" (750mm)	13' (3.9m)	solid		30850013DW	30650013DW
	20' (6m)	solid	30950020DW	30850020DW	30650020DW
		perf	30910020DW	30810020DW	
36" (900mm)	13' (3.9m)	solid		36850013DW	36650013DW
	20' (6m)	solid	36950020DW	36850020DW	36650020DW
		perf	36910020DW	36810020DW	
42" (1050mm)	13' (3.9m)	solid		42850013DW	42650013DW
	20' (6m)	solid	42950020DW	42850020DW	42650020DW
		perf	42910020DW	42810020DW	
48" (1200mm)	13' (3.9m)	solid		48850013DW	48650013DW
	20' (6m)	solid	48950020DW	48850020DW	48650020DW
		perf	48910020DW	48810020DW	
54"* (1350mm)	13' (3.9m)	solid		54850013DWHWA	54650013DWHWA
	20.5' (6.2m)	solid		54850020DWHWA	54650020DWHWA
60" (1500mm)	13' (3.9m)	solid		60850013DW	60650013DW
	20' (6m)	solid	60950020DW	60850020DW	60650020DW
		perf	60910020DW	60810020DW	
		sock		60830020DW	



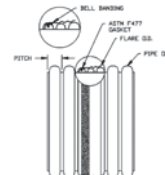
12'-60" (300-1500mm)

N-12 PLAIN END



12'-60" (300-1500mm)

N-12 ST IB



12'-60" (300-1500mm)

N-12 WT IB

*LIMITED GEOGRAPHIC AVAILABILITY


DUAL WALL PIPE

STORM DRAINAGE

MEGA GREEN™

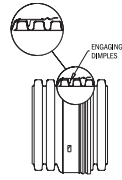
4" - 10" DUAL WALL PIPE OFFERINGS

DIAMETER	LENGTHS	STYLE	MEGA GREEN PLAIN END	MEGA GREEN ST*	MEGA GREEN WT*
4" (100mm)	10' (3m)	solid	04150010DW	04150010IBDW	04650010IBDW
		perf	04110010DW	04110010IBDW	
	20' (6m)	solid	04150020DW	04150020IBDW	04650020IBDW
		perf	04110020DW	04110020IBDW	
		sock	04230020DW	04230020IBDW	
6" (150mm)	10' (3m)	solid	06150010DW	06150010IBDW	06650010IBDW
		perf	06110010DW	06110010IBDW	
	20' (6m)	solid	06150020DW	06150020IBDW	06650020IBDW
		perf	06110020DW	06110020IBDW	
		sock	06230020DW	06230020IBDW	
8" (200mm)	10' (3m)	solid	08150010DW	08150010IBDW	08650010IBDW
		perf	08110010DW	08110010IBDW	
	20' (6m)	solid	08150020DW	08150020IBDW	08650020IBDW
		perf	08110020DW	08110020IBDW	
		sock	08230020DW	08230020IBDW	
10" (250mm)	10' (3m)	solid	10150010DW	10150010IBDW	10650010IBDW
		perf	10110010DW	10110010IBDW	
	20' (6m)	solid	10150020DW	10150020IBDW	10650020IBDW
		perf	10110020DW	10110020IBDW	
		sock	10230020DW	10230020IBDW	



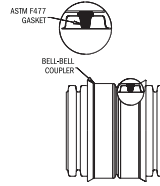
4"-10" (100-250mm)

MEGA GREEN PLAIN END



4"-10" (100-250mm)

MEGA GREEN ST IB



4"-10" (100-250mm)

MEGA GREEN WT IB

*LIMITED GEOGRAPHIC AVAILABILITY

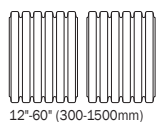
DUAL WALL PIPE

STORM DRAINAGE

MEGA GREEN™

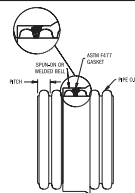
12"- 60" DUAL WALL PIPE OFFERINGS

DIAMETER	LENGTHS	STYLE	MEGA GREEN PLAIN END	MEGA GREEN ST*	MEGA GREEN WT*
12" (300mm)	13' (3.9m)	solid		12850013DW	12650013IBDW
	20' (6m)	solid	12950020DW	12850020DW	12650020IBDW
		perf	12910020DW	12810020DW	
		sock	12930020DW	12830020DW	
15" (375mm)	13' (3.9m)	solid		15850013DW	15650013IBDW
	20' (6m)	solid	15950020DW	15850020DW	15650020IBDW
		perf	15910020DW	15810020DW	
		sock	15930020DW	15830020DW	
18" (450mm)	13' (3.9m)	solid		18850013DW	18650013IBDW
	20' (6m)	solid	18950020DW	18850020DW	18650020IBDW
		perf	18910020DW	18810020DW	
		sock	18930020DW	18830020DW	
24" (600mm)	13' (3.9m)	solid		24850013DW	24650013IBDW
	20' (6m)	solid	24950020DW	24850020DW	24650020IBDW
		perf	24910020DW	24810020DW	
		sock	24930020DW	24830020DW	
30" (750mm)	13' (3.9m)	solid		30850013DW	30650013IBDW
	20' (6m)	solid	30950020DW	30850020DW	30650020IBDW
		perf	30910020DW	30810020DW	
		sock	30930020DW	30830020DW	
36" (900mm)	13' (3.9m)	solid		36850013DW	36650013DW
	20' (6m)	solid	36950020DW	36850020DW	36650020DW
		perf	36910020DW	36810020DW	
		sock		36830020DW	
42" (1050mm)	13' (3.9m)	solid		42850013DW	42650013DW
	20' (6m)	solid	42950020DW	42850020DW	42650020DW
		perf	42910020DW	42810020DW	
		sock		42830020DW	
48" (1200mm)	13' (3.9m)	solid		48850013DW	48650013DW
	20' (6m)	solid	48950020DW	48850020DW	48650020DW
		perf	48910020DW	48810020DW	
		sock		48830020DW	
54"* (1350mm)	12.5' (3.8m)	solid		54850013DWHA	54650013DWHA
	20.5' (6.2m)	solid		54850021DWHA	54650021DWHA
60" (1500mm)	13' (3.9m)	solid		60850013DW	60650013DW
	20' (6m)	solid	60950020DW	60850020DW	60650020DW
		perf	60910020DW	60810020DW	
		sock		60830020DW	

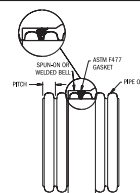


12"-60" (300-1500mm)

**MEGA GREEN
PLAIN END**



12"-60" (300-1500mm)
MEGA GREEN ST IB



12"-60" (300-1500mm)
MEGA GREEN WT IB

*LIMITED GEOGRAPHIC AVAILABILITY

SINGLE WALL PIPE

CHARACTERISTICS

PRODUCT	DESCRIPTION	DIAMETER RANGE	LENGTH	CONNECTION	SPECIFICATIONS/ PERFORMANCE
HIGHWAY PIPE	Annular corrugated single wall	3"* - 24" (75 - 600mm)	100' - 3200' (30 - 960m) coil for 3" - 6" (75 - 150mm) diameter pipe 20' (6m) for 8" - 24" (200 - 600mm) diameter pipe	Internal, external snap or split band couplers	3" - 10" (75 - 250mm): AASHTO M252 Type C 12" - 24" (300 - 600mm): AASHTO M294 Type C
HEAVY DUTY PIPE	Annular corrugated single wall	3" - 24" (75 - 600mm)	10' - 20' (3 - 6m) sticks, 100' - 5500' (30 - 1676m) coils, depending on the diameter	Internal, external snap or split band couplers	3" - 6" (75 - 150mm): ASTM F405 8" - 24" (200 - 600mm): ASTM F667
CO-EX	Annular corrugated single wall with white exterior and black interior	3" - 4" (75 - 100mm)	100' - 3200' (30 - 960m) depending on the diameter	Internal or external snap couplers	ASTM F405
CHANNEL MUCK PIPE	Annular corrugated single wall with 3/4" holes	4" (100mm)	100' - 3200' (30 - 960m) depending on the diameter	Internal or external snap couplers	ASTM F405
CHANNEL-FLOW® PIPE	Annular corrugated single wall having 3/4" holes	4" (100mm)	10' - 250' (3 - 75m)	Internal or external snap couplers	ASTM F405
GRAVELLESS PIPE	Annular corrugated single wall wrapped in geotextile fabric with 5/8" holes	8" (200mm) 10" (250mm)	10' - 20' (3 - 6m)	Split band or internal snap coupler	ASTM F667
GEOFLOW PIPE		10" (250mm)	10' (3m)		
SMOOTHWALL/TRIPLE WALL PIPE	Smooth white exterior and smooth black interior	3" (75mm) 4" (100mm) 6" (150mm)	10' (3m)	Bell-and-spigot	ASTM F810
TURF FLOW® PIPE	Spiral corrugated single wall	2" (50mm)	Rolls up to 500' (150m)	External couplers	Local/Manufacturer's recommendations
POST TENSIONING DUCT	Spiral corrugated single wall	2" (50mm)	500' (150m)	External couplers	Local/Manufacturer's recommendations
POLYFLEX™	Smooth exterior and interior polyethylene pressure pipe	1/2" (13 mm) 3/4" (19 mm) 1" (25 mm) 1 1/4" (32 mm) 1 1/2" (38 mm) 2" (50 mm)	100'-500' (30 - 152 m)	Internal and external couplers	ASTM D2239 ASTM D2737
GRAIN-AIRE® GRAIN AERATION PIPE	Annular corrugated single and dual wall	12" (300mm) 15" (375mm) 18" (450mm)** 24" (600mm)**	20' (6m)	Split band coupler	Local/Manufacturer's recommendations

* LIMITED GEOGRAPHIC AVAILABILITY

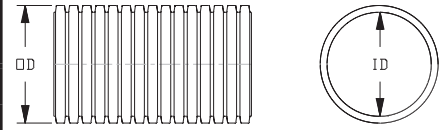
**DUAL WALL PIPE

SINGLE WALL PIPE

HIGHWAY

3" - 24" HIGHWAY SINGLE WALL

INSIDE DIAMETER	OUTSIDE DIAMETER	STANDARD LENGTHS	STYLE	PRODUCT CODE
3" ** (75mm)	3.6" (91mm)	250' (75m)	Plain	03400250*
			Perf	03410250*
4" (100mm)	4.6" (117mm)	250' (75m)	Plain	04400250*
			Perf	04410250*
		3200' (960m)	Perf/wrap	04430250*
04433200*				
6" (150mm)	7.0" (178mm)	100' (30m)	Plain	06400100*
				1500' (457m)
		100' (30m)	Perf	06410100*
				1500' (457m)
		100' (30m)	Perf/wrap	06430100*
				1500' (457m)
8" (200mm)	9.5" (241mm)	20' (6m)	Plain	08400020*
			Perf	08410020*
			Perf/wrap	08430020*
10" (250mm)	12.0" (300mm)	20' (6m)	Plain	10400020*
			Perf	10410020*
			Perf/wrap	10430020*
12" (300mm)	14.2" (361mm)	20' (6m)	Plain	12400020
			Perf	12410020
			Perf/wrap	12430020
15" (375mm)	17.7" (450mm)	20' (6m)	Plain	15400020
			Perf	15410020
			Perf/wrap	15430020
18" (450mm)	21.5" (546mm)	20' (6m)	Plain	18400020
			Perf	18410020
			Perf/wrap	18430020
24" (600mm)	28.4" (721mm)	20' (6m)	Plain	24400020
			Perf	24410020
			Perf/wrap	24430020



HIGHWAY PIPE

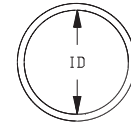
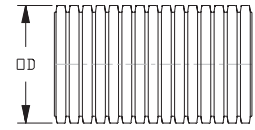
*At the end of the product code, please add an H for Hancor blue stripe pipe.

** LIMITED GEOGRAPHIC AVAILABILITY

SINGLE WALL PIPE

3" - 10" HEAVY DUTY SINGLE WALL*

INSIDE DIAMETER	STANDARD LENGTHS	STYLE	REGULAR	HEAVY DUTY	
3" (75mm)	10' (3m)	Solid	03510010		
	100' (30m)		03510100	03810100	
	250' (75m)		03510250	03810100	
	10' (3m)	Perf	03010010		
	100' (30m)		03010100	03810100	
	250' (75m)		03010250	03810250	
		5500' (1676m)			03815500
	100' (30m)	Perf/wrap	03730100BS	03830100BS	
250' (75m)	03730250BS		03830250BS		
4" (100mm)	10' (3m)	Solid	04540010		
	100' (30m)		04510100	04800100	
	250' (75m)		04510250	04800250	
	3200' (975m)			04803200	
	10' (3m)	Perf	04040010		
	100' (30m)		04010100	04810100	
	250' (75m)		04010250	04810250	
	3200' (975m)			04813200	
	100' (30m)	Perf/wrap	04730100BS	04830100BS	
	250' (75m)		04730250BS	04830250BS	
				048303200BS	
	3200' (975m)				
5" (125mm)	180' (55m)	Solid	05510180	05800180	
	180' (55m)	Perf	05010180	05810180	
	180' (55m)	Perf/wrap	05730180BS	05830180BS	
	2000' (610m)	Perf		05812000	
	2000' (610m)	Perf/wrap		05832000BS	
6" (150mm)	10' (3m)	Solid	06510010		
	20' (6m)		06510020	06800020	
	100' (30m)		06510100	06800100	
	1500' (457m)			06801500	
	10' (3m)	Perf	06010010		
	20' (6m)		06010020	06810020	
	100' (30m)		06010100	06810100	
	1500' (457m)			06811500	
	100' (30m)	Perf/wrap	06730100BS	06830100BS	
1500' (457m)			06831500BS		
8" (200mm)	20' (6m)	Solid	08510020	08800020	
	820' (250m)			08800820	
	20' (6m)	Perf	08010020	08810020	
	820' (250m)			08810820	
	20' (6m)	Perf/wrap	08730020	08830020	
820' (250m)			08830820		
10" (250mm)	20' (6m)	Solid	10510020	10800020	
	490' (150m)			10800520	
	20' (6m)	Perf	10010020	10810020	
	520' (159m)			10810520	
	20' (6m)	Perf/wrap	10730020	10830020	
			10830520		



HEAVY DUTY PIPE

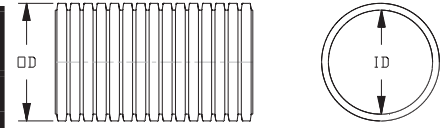
*At the end of the product code, please add an H for Hancor blue stripe pipe.

SINGLE WALL PIPE

HEAVY DUTY, CO-EX

12" - 24" HEAVY DUTY SINGLE WALL*

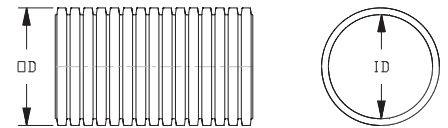
INSIDE DIAMETER	OUTSIDE DIAMETER	STANDARD LENGTHS	STYLE	PRODUCT CODE
12" (300mm)	14.2" (361mm)	295' (90m)	Plain	12510295
			Perf	12010295
			Perf/wrap	12730295
12" (300mm)	14.2" (361mm)	20' (6m)	Plain	12510020
			Perf	12010020
15" (375mm)	17.7" (450mm)	20' (6m)	Plain	15510020
			Perf	15010020
18" (450mm)	21.5" (546mm)	20' (6m)	Plain	18510020
			Perf	18010020
24" (600mm)	28.4" (721mm)	20' (6m)	Plain	24510020
			Perf	24010020



HEAVY DUTY PIPE

4" CO-EX SINGLE WALL*

INSIDE DIAMETER	OUTSIDE DIAMETER	STANDARD LENGTHS	STYLE	PRODUCT CODE
4" (100mm)	4.6" (117mm)	100' (30m)	Plain	04070100
		250' (75m)		04070250
		100' (30m)	Perf	04080100
		250' (75m)		04080250
		3200' (960m)		04083200



CO-EX PIPE

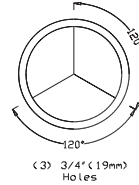
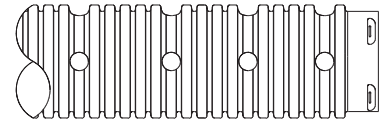
*At the end of the product code, please add an H for Hancor blue stripe pipe.

SINGLE WALL PIPE

CHANNEL MUCK, CHANNEL-FLOW[®], GRAVELLESS, GEOFLOW

4" CHANNEL MUCK SINGLE WALL*

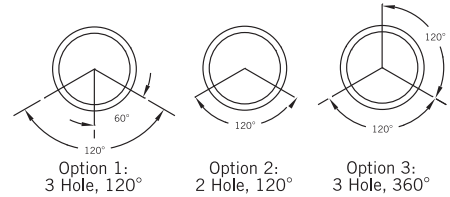
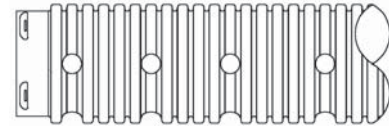
INSIDE DIAMETER	OUTSIDE DIAMETER	STANDARD LENGTHS	STYLE	PRODUCT CODE
4" (100mm)	4.7" (119mm)	100' (30m)	Perf 3-hole, 360°	04060100
		250' (75m)		04060250
		3200' (960m)		04063200
		250' (75m)	Perf/Wrap	04770250
		2900' (870m)		04772900



CHANNEL MUCK PIPE

4" CHANNEL-FLOW SINGLE WALL*

INSIDE DIAMETER	STANDARD LENGTHS	STYLE	PRODUCT CODE
4" (100mm)	10' (3m)	Perf 3-hole, 120°	04020010
	100' (30m)		04020100
	250' (75m)		04020250
	10' (3m)	Perf 2-hole, 3/4", 120°	04020010FL
	10' (3m)		04020010MI
	10' (3m)	Perf 3-hole, 360°	04020010IN

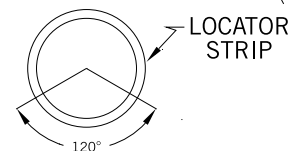
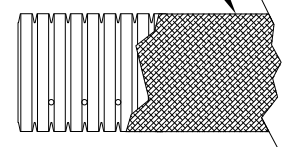


CHANNEL-FLOW PIPE

8", 10" GRAVELLESS SINGLE WALL*

INSIDE DIAMETER	STANDARD LENGTHS	STYLE	PRODUCT CODE
8" (200mm)	10' (3m)	Perf/wrap	08710010WC
	20' (6m)		08710020WC
10" (250mm)	10' (3m)	Perf/wrap	10710010WC
	20' (6m)		10710020WC

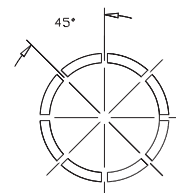
SYNTHETIC FILTER WRAP



GRAVELLESS PIPE

10" GEOFLOW

DIAMETER	DESCRIPTION	PRODUCT CODE
10" (250mm)	GEO-flow with wrap	10760010**
	GEO-flow without wrap	10750010**



GEOFLOW

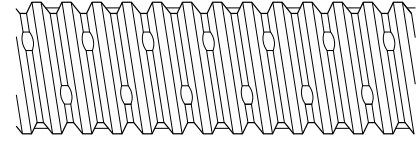
*At the end of the product code, please add an H for Hancor blue stripe pipe.

SINGLE WALL PIPE

TURF FLOW[®], POST-TENSIONING DUCT, GRAIN-AIRE[®]

2" TURF FLOW SINGLE WALL*

INSIDE DIAMETER	OUTSIDE DIAMETER	STANDARD LENGTHS	STYLE	PRODUCT CODE
2" (50mm)	2.4" (61mm)	25' (7.5m)	Plain	02510025
		100' (30m)	Plain	02510100
			Wide Slot	02010100
		118' (35.4m)	Wide Slot	02010118
			Wide Slot with Wrap	02730118
		500' (150m)	Narrow Slot	02510500NS
		50' (15m)	Wide Slot	02010050
		300' (91m)	Wide Slot	02010300
50' (15m)	Plain	02510050		

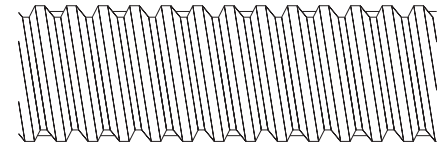


TURF FLOW PIPE

*All prices are F.O.B. Origin (Findlay, OH).

POST-TENSIONING DUCT

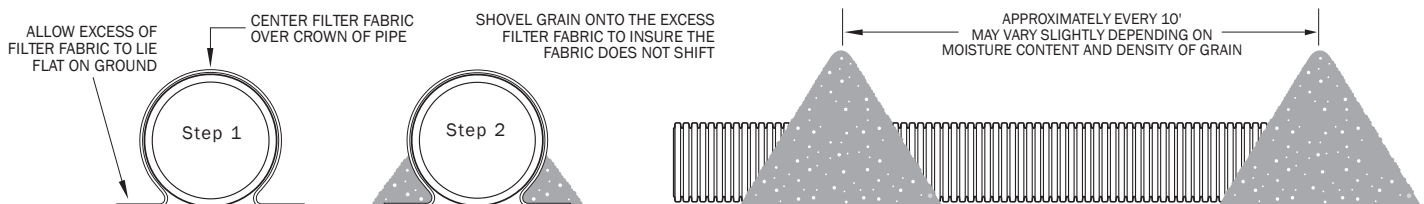
DIAMETER	STANDARD LENGTH	PRODUCT CODE
2" (50mm)	500' (150m)	02510500PT



POST-TENSIONING DUCT

GRAIN-AIRE PIPE WITH SCREEN SLEEVE

	DESCRIPTION	PRODUCT CODE
Single Wall Pipe	15" (375mm) Grain-Aire Pipe 20' L	15840020SW
	18" (450mm) Grain-Aire Pipe 20' L	18840020SW
Dual Wall Pipe	12" (300mm) Grain-Aire Pipe 20' L	12840020
	15" (375mm) Grain-Aire Pipe 20' L	15840020
	18" (450mm) Grain-Aire Pipe 20' L	18840020
	24" (600mm) Grain-Aire Pipe 20' L	24840020
	30" (750mm) Grain-Aire Pipe 20' L	30840020
Screen Fabric	18" (450mm) Grain-Aire Screen Fabric, 300' RL	1884HARL
	24" (600mm) Grain-Aire Screen Fabric, 300' RL	2484HARL
	36" (900mm) Grain-Aire Screen Fabric, 300' RL	36840020
Screen Fabric Sleeve	12" (300mm) Grain-Aire Screen Fabric Sleeve, 21' L	1284HA
	15" (375mm) Grain-Aire Screen Fabric Sleeve, 21' L	1584HA
	18" (450mm) Grain-Aire Screen Fabric Sleeve, 21' L	1884HA
	24" (600mm) Grain-Aire Screen Fabric Sleeve, 21' L	2484HA
	30" (750mm) Grain-Aire Screen Fabric Sleeve, 21' L	3084HA
	36" (900mm) Grain-Aire Screen Fabric Sleeve, 21' L	3684HA



GRAIN-AIRE PIPE

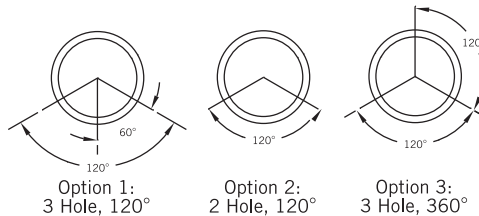
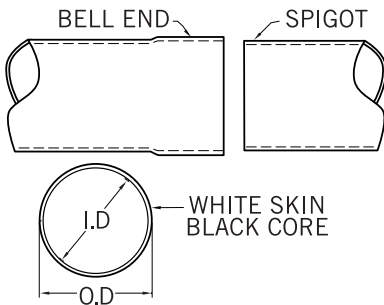
SMOOTHWALL, TRIPLEWALL PIPE

3", 4", 6" SMOOTHWALL SINGLE WALL

DIAMETER	AVG. OUTSIDE DIAMETER	STANDARD LENGTHS	STYLE	PRODUCT CODE INLINE	PRODUCT CODE SPIN ON BELL*
3" (75mm)	3.25" (83mm)	10' (3m)	Plain	03560010	03560010SP
			2-hole, 120°	03570010	03570010SP
4" (100mm)	4.215" (107mm)	10' (3m)	Plain	04560010	04560010SP
			2-hole, 120°	04570010	04570010SP
			3-hole, 120° ⁵ / ₈ "	04580010	04580010SP
			3-hole, 120° ³ / ₄ "	04580010120	04580010SP120
			3-hole, 360°	04580010360	04580010SP360
6" (150mm)	6.275" (159mm)	10' (3m)	Plain	06560010	
			2-hole, 120°	06570010	
			3-hole, 120°	06580010	

3", 4" TRIPLE WALL

DIAMETER	AVG. OUTSIDE DIAMETER	STANDARD LENGTHS	STYLE	PRODUCT CODE
3" (75mm)	3.25" (83mm)	10' (3m)	Plain	0355-0010
			2-hole	0352-0010
4" (100mm)	4.215" (107mm)	10' (3m)	Plain	0455-0010
			2-hole	0452-0010
			3-hole	0453-0010



**SMOOTHWALL PIPE
TRIPLE WALL PIPE**

*LIMITED GEOGRAPHIC AVAILABILITY. CONTACT YOUR LOCAL SALES REPRESENTATIVE FOR AVAILABILITY.

SOLID WALL PIPE

PolyFlex™ Potable Grade Pressure Pipe

SIDR 15 (100 psi) PE 3608

SIZE	PRODUCT CODE	COIL LENGTH	MAXIMUM ALLOWABLE PRESSURE AT 73° F
¾" (19mm)	2-75100100	100' (30m)	100 psi (690 kPa)
¾" (19mm)	2-75100300	300' (91m)	100 psi (690 kPa)
¾" (19mm)	2-75100400	400' (122m)	100 psi (690 kPa)
¾" (19mm)	2-75100500	500' (152m)	100 psi (690 kPa)
1" (25mm)	2-1100100	100' (30m)	100 psi (690 kPa)
1" (25mm)	2-1100300	300' (91m)	100 psi (690 kPa)
1" (25mm)	2-1100500	500' (152m)	100 psi (690 kPa)
1¼" (32mm)	2-125100100	100' (30m)	100 psi (690 kPa)
1¼" (32mm)	2-125100300	300' (91m)	100 psi (690 kPa)
1½" (38 mm)	2-150100100	100' (30m)	100 psi (690 kPa)
1½" (38 mm)	2-150100300	300' (91m)	100 psi (690 kPa)
2" (50 mm)	2-2100100	100' (30m)	100 psi (690 kPa)
2" (50 mm)	2-2100300	300' (91m)	100 psi (690 kPa)

SIDR 11.5 (125 psi) PE 3608

SIZE	PRODUCT CODE	COIL LENGTH	MAXIMUM ALLOWABLE PRESSURE AT 73° F
½" (13mm)	2-50125100	100' (30m)	125 psi (862 kPa)
½" (13mm)	2-50125300	300' (91m)	125 psi (862 kPa)
½" (13mm)	2-50125400	400' (122m)	125 psi (862 kPa)
¾" (19mm)	2-75125100	100' (30m)	125 psi (862 kPa)
¾" (19mm)	2-75125300	300' (91m)	125 psi (862 kPa)
¾" (19mm)	2-75125400	400' (122m)	125 psi (862 kPa)
1" (25mm)	2-1125100	100' (30m)	125 psi (862 kPa)
1" (25mm)	2-1125300	300' (91m)	125 psi (862 kPa)
1¼" (32mm)	2-125125100	100' (30m)	125 psi (862 kPa)
1¼" (32mm)	2-125125300	300' (91m)	125 psi (862 kPa)
1½" (38mm)	2-150125100	100' (30m)	125 psi (862 kPa)
1½" (38mm)	2-150125300	300' (91m)	125 psi (862 kPa)
2" (50mm)	2-2125100	100' (30m)	125 psi (862 kPa)
2" (50mm)	2-2125300	300' (91m)	125 psi (862 kPa)



SOLID WALL PIPE

PolyFlex™ Potable Grade Pressure Pipe

SIDR 9 (160 psi) PE 3608

SIZE	PRODUCT CODE	COIL LENGTH	MAXIMUM ALLOWABLE PRESSURE AT 73° F
¾" (19mm)	2-75160100	100' (30m)	160 psi (1103 kPa)
¾" (19mm)	2-75160300	300' (91m)	160 psi (1103 kPa)
¾" (19mm)	2-75160400	400' (122m)	160 psi (1103 kPa)
¾" (19mm)	2-75160500	500' (152m)	160 psi (1103 kPa)
1" (25mm)	2-1160100	100' (30m)	160 psi (1103 kPa)
1" (25mm)	2-1160200	200' (60m)	160 psi (1103 kPa)
1" (25mm)	2-1160300	300' (91m)	160 psi (1103 kPa)
1" (25mm)	2-1160500	500' (152m)	160 psi (1103 kPa)
1" (25mm)	2-1160600	600' (182m)	160 psi (1103 kPa)
1¼" (32mm)	2-125160100	100' (30m)	160 psi (1103 kPa)
1¼" (32mm)	2-125160300	300' (91m)	160 psi (1103 kPa)
1½" (32mm)	2-150160100	100' (30m)	160 psi (1103 kPa)
1½" (32mm)	2-150160300	300' (91m)	160 psi (1103 kPa)
2" (50mm)	2-2160100	100' (30m)	160 psi (1103 kPa)
2" (50mm)	2-2160300	300' (91m)	160 psi (1103 kPa)

SIDR 7 (200 psi) PE 3608

SIZE	PRODUCT CODE	COIL LENGTH	MAXIMUM ALLOWABLE PRESSURE AT 73° F
¾" (19mm)	2-75200100	100' (30m)	200 psi (1379 kPa)
¾" (19mm)	2-75200300	300' (91m)	200 psi (1379 kPa)
¾" (19mm)	2-75200500	400' (122m)	200 psi (1379 kPa)
1" (25mm)	2-1200100	100' (30m)	200 psi (1379 kPa)
1" (25mm)	2-1200300	300' (91m)	200 psi (1379 kPa)
1" (25mm)	2-1200500	500' (152m)	200 psi (1379 kPa)
1" (25mm)	2-1200600	600' (182m)	200 psi (1379 kPa)
1¼" (32mm)	2-125200100	100' (30m)	200 psi (1379 kPa)
1¼" (32mm)	2-125200300	300' (91m)	200 psi (1379 kPa)
1½" (38mm)	2-150200100	100' (30m)	200 psi (1379 kPa)
1½" (38mm)	2-150200300	300' (91m)	200 psi (1379 kPa)
2" (50mm)	2-2200100	100' (30m)	200 psi (1379 kPa)
2" (50mm)	2-2200300	300' (91m)	200 psi (1379 kPa)



OTHER LENGTHS AVAILABLE. LIMITED GEOGRAPHIC AVAILABILITY

SOLID WALL PIPE

PolyFlex™ Utility Grade Pressure Pipe

SIDR 19 (80 psi) PE 3608

SIZE	PRODUCT CODE	COIL LENGTH	MAXIMUM ALLOWABLE PRESSURE AT 73° F
½" (13mm)	580100	100' (30m)	80 psi (551 kPa)
½" (13mm)	580300	300' (91m)	80 psi (551 kPa)
¾" (19mm)	7580100	100' (30m)	80 psi (551 kPa)
¾" (19mm)	7580300	300' (91m)	80 psi (551 kPa)
1" (25mm)	180100	100' (30m)	80 psi (551 kPa)
1" (25mm)	180300	300' (91m)	80 psi (551 kPa)
1¼" (32mm)	12580100	100' (30m)	80 psi (551 kPa)
1¼" (32mm)	12580300	300' (91m)	80 psi (551 kPa)
1½" (38mm)	15080100	100' (30m)	80 psi (551 kPa)
1½" (38mm)	15080300	300' (91m)	80 psi (551 kPa)
2" (50mm)	280100	100' (30m)	80 psi (551 kPa)
2" (50mm)	280200	200' (60m)	80 psi (551 kPa)
2" (50mm)	280300	300' (91m)	80 psi (551 kPa)

SIDR 15 (100 psi) PE 3608

SIZE	PRODUCT CODE	COIL LENGTH	MAXIMUM ALLOWABLE PRESSURE AT 73° F
½" (13mm)	5100100	100' (30m)	100 psi (689 kPa)
½" (13mm)	5100300	300' (91m)	100 psi (689 kPa)
¾" (19mm)	75100100	100' (30m)	100 psi (689 kPa)
¾" (13mm)	75100300	300' (91m)	100 psi (689 kPa)
1" (25mm)	1100100	100' (30m)	100 psi (689 kPa)
1" (25mm)	1100300	300' (91m)	100 psi (689 kPa)
1¼" (32mm)	125100100	100' (30m)	100 psi (689 kPa)
1¼" (32mm)	125100300	300' (91m)	100 psi (689 kPa)
1½" (38mm)	150100100	100' (30m)	100 psi (689 kPa)
1½" (38mm)	150100250	250' (76m)	100 psi (689 kPa)
1½" (38mm)	150100300	300' (91m)	100 psi (689 kPa)
2" (50mm)	2100100	100' (30m)	100 psi (689 kPa)
2" (50mm)	2100300	300' (91m)	100 psi (689 kPa)
2" (50mm)	2100500	500' (152m)	100 psi (689 kPa)

SIDR 11.5 (125 psi) PE 3608

SIZE	PRODUCT CODE	COIL LENGTH	MAXIMUM ALLOWABLE PRESSURE AT 73° F
½" (13mm)	50125100	100' (30m)	125 psi (862 kPa)
½" (13mm)	50125300	300' (91m)	125 psi (862 kPa)
1" (25mm)	1125100	100' (30m)	125 psi (862 kPa)
1" (25mm)	1125300	300' (91m)	125 psi (862 kPa)



OTHER LENGTHS AVAILABLE. LIMITED GEOGRAPHIC AVAILABILITY

SOLID WALL PIPE

PolyFlex™ Copper Tubing Size Pipe

SDR 9 (200 psi) PE 3608 (BLUE)

SIZE	PRODUCT CODE	COIL LENGTH	MAXIMUM ALLOWABLE PRESSURE AT 73° F
¾" (19mm)	4-75200100	100' (30m)	200 psi (1379 kPa)
¾" (19mm)	4-75200200	200' (60m)	200 psi (1379 kPa)
¾" (19mm)	4-75200300	300' (91m)	200 psi (1379 kPa)
¾" (19mm)	4-75200500	500' (152m)	200 psi (1379 kPa)
1" (25mm)	4-1200100	100' (30m)	200 psi (1379 kPa)
1" (25mm)	4-1200200	200' (60m)	200 psi (1379 kPa)
1" (25mm)	4-1200300	300' (91m)	200 psi (1379 kPa)
1" (25mm)	4-1200500	500' (152m)	200 psi (1379 kPa)
1¼" (32mm)	4-1250200100	100' (30m)	200 psi (1379 kPa)
1¼" (32mm)	4-1250200200	200' (60m)	200 psi (1379 kPa)
1¼" (32mm)	4-1250200300	300' (91m)	200 psi (1379 kPa)
1¼" (32mm)	4-1250200500	500' (152m)	200 psi (1379 kPa)
1½" (38mm)	4-150200100	100' (30m)	200 psi (1379 kPa)
1½" (38mm)	4-150200200	200' (60m)	200 psi (1379 kPa)
1½" (38mm)	4-150200300	300' (91m)	200 psi (1379 kPa)
1½" (38mm)	4-150200500	500' (152m)	200 psi (1379 kPa)
2" (50mm)	4-2200100	100' (30m)	200 psi (1379 kPa)
2" (50mm)	4-2200200	200' (60m)	200 psi (1379 kPa)
2" (50mm)	4-2200300	300' (91m)	200 psi (1379 kPa)
2" (50mm)	4-2200500	500' (152m)	200 psi (1379 kPa)



SDR 9 (200 psi) PE 3608 (BLACK)

SIZE	PRODUCT CODE	COIL LENGTH	MAXIMUM ALLOWABLE PRESSURE AT 73° F
¾" (19mm)	4-75200100B	100' (30m)	200 psi (1379 kPa)
¾" (19mm)	4-75200200B	200' (60m)	200 psi (1379 kPa)
¾" (19mm)	4-75200300B	300' (91m)	200 psi (1379 kPa)
¾" (19mm)	4-75200500B	500' (152m)	200 psi (1379 kPa)
1" (25mm)	4-1200100B	100' (30m)	200 psi (1379 kPa)
1" (25mm)	4-1200200B	200' (60m)	200 psi (1379 kPa)
1" (25mm)	4-1200300B	300' (91m)	200 psi (1379 kPa)
1" (25mm)	4-1200500B	500' (152m)	200 psi (1379 kPa)
1¼" (32mm)	4-1250200100B	100' (30m)	200 psi (1379 kPa)
1¼" (32mm)	4-1250200200B	200' (60m)	200 psi (1379 kPa)
1¼" (32mm)	4-1250200300B	300' (91m)	200 psi (1379 kPa)
1¼" (32mm)	4-1250200500B	500' (152m)	200 psi (1379 kPa)
1½" (38mm)	4-150200100B	100' (30m)	200 psi (1379 kPa)
1½" (38mm)	4-150200200B	200' (60m)	200 psi (1379 kPa)
1½" (38mm)	4-150200300B	300' (91m)	200 psi (1379 kPa)
1½" (38mm)	4-150200500B	500' (152m)	200 psi (1379 kPa)
2" (50mm)	4-2200100B	100' (30m)	200 psi (1379 kPa)
2" (50mm)	4-2200200B	200' (60m)	200 psi (1379 kPa)
2" (50mm)	4-2200300B	300' (91m)	200 psi (1379 kPa)
2" (50mm)	4-2200500B	500' (152m)	200 psi (1379 kPa)

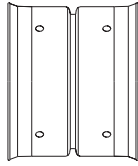


COUPLERS, REPAIR KITS

N-12®

4" - 24" EXTERNAL SNAP COUPLERS

DIAMETER	PRODUCT CODE
4" (100mm)	0412AA
6" (150mm)	0613AA
8" (200mm)	0813AA
10" (250mm)	1013AA
12" (300mm)	1214AA
15" (375mm)	1514AA
18" (450mm)	1814AA
24" (600mm)	2414AA



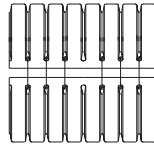
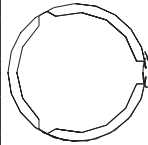
EXTERNAL SNAP COUPLER

10" - 60" SPLIT BAND COUPLERS


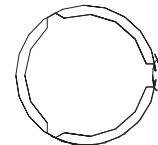
DIAMETER	PRODUCT CODE	
	Coupler only	Coupler with Gasket
10" (250mm)	1011AA	1066AA
12" (300mm)	1265AA	1266AA
15" (375mm)	1565AA	1566AA
18" (450mm)	1865AA	1866AA
24" (600mm)	2411AA	2412AA
30" (750mm)	3065AA	3066AA
36" (900mm)	3661AA	
42" (1050mm)	4265AA	4266AA
48" (1200mm)	4865AA	
60" (1500mm)	6065AA	6066AA

10" - 36" N-12 PLAIN END, PLAIN END DOUBLE WIDE COUPLER

DIAMETER	PRODUCT CODE
10" (250mm)	1069AA
12" (300mm)	1269AA
15" (375mm)	1569AA
18" (450mm)	1869AA
24" (600mm)	2469AA
30" (750mm)	3069AA
36" (900mm)	3669AC



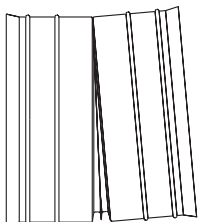
SPLIT COUPLER DOUBLE WIDE



SPLIT COUPLER

WT MITERED BELL-BELL COUPLERS 12" - 60"

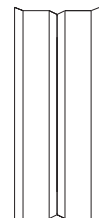
DIAMETER	ANGLE	PRODUCT CODE	ANGLE	PRODUCT CODE
12" (300mm)	3°	1213ANMC03	5°	1213ANMC05
15" (375mm)	3°	1513ANMC03	5°	1513ANMC05
18" (450mm)	3°	1813ANMC03	5°	1813ANMC05
24" (600mm)	3°	2413ANMC03	5°	2413ANMC05
30" (750mm)	3°	3013ANMC03	5°	3013ANMC05
36" (900mm)	3°	3613ANMC03	5°	3613ANMC05
42" (1050mm)	3°	4213ANMC03	5°	4213ANMC05
48" (1200mm)	3°	4813ANMC03	5°	4813ANMC05
60" (1500mm)	3°	6013ANMC03	5°	6013ANMC05



MITERED BELL/BELL COUPLER

BELL-BELL COUPLERS 12" - 60"

DIAMETER	PRODUCT CODE	
	Double Bell Coupler + 2 gaskets	
	N-12 ST	N-12 WT
12" (300mm)	1215AA	1215AA
15" (375mm)	1515AA	1515AA
18" (450mm)	1815AA	1815AA
24" (600mm)	2415AA	2415AA
30" (750mm)	3013AN65	3013AN65
36" (900mm)	3613AN65	3613AN65
42" (1050mm)	4213AN85	4213AN65
48" (1200mm)	4813AN85	4813AN65
60" (1500mm)	6013AN85	6013AN65



BELL/BELL COUPLER

COUPLERS, REPAIR KITS

N-12®

NPC INTERNAL JOINT SEAL



DIAMETER	WIDTH	PRODUCT CODE
18" (450mm)	7.5" (190mm)	1891NS
	10.5" (266mm)	1892NS
24" (600mm)	7.5" (190mm)	2491NS
	10.5" (266mm)	2492NS
30" (750mm)	7.5" (190mm)	3091NS
	10.5" (266mm)	3092NS
36" (900mm)	7.5" (190mm)	3691NS
	10.5" (266mm)	3692NS
42" (1050mm)	7.5" (190mm)	4291NS
	10.5" (266mm)	4292NS
48" (1200mm)	7.5" (190mm)	4891NS
	10.5" (266mm)	4892NS
60" (1500mm)	7.5" (190mm)	6091NS
	10.5" (266mm)	6092NS

MAR-MAC® COUPLERS



DIAMETER	PRODUCT CODE
8" (200mm)	0867RC
10" (250mm)	1067RC
12" (300mm)	1267RC
15" (375mm)	1567RC
18" (450mm)	1867RC
24" (600mm)	2467RC
30" (750mm)	3067RC
36" (900mm)	3667RC
42" (1050mm)	4267RC
48" (1200mm)	4867RC
54" (1350mm)	5467RC
60" (1500mm)	6067RC


MAR-MAC® COUPLERS DOUBLE WIDE



DIAMETER	PRODUCT CODE
12" (300mm)	1267RCD
15" (375mm)	1567RCD
18" (450mm)	1867RCD
24" (600mm)	2467RCD
30" (750mm)	3067RCD
36" (900mm)	3667RCD
42" (1050mm)	4267RCD
48" (1200mm)	4867RCD
54" (1350mm)	5467RCD
60" (1500mm)	6067RCD




FIELD REPAIR COUPLER -
SINGLE WIDE



FIELD REPAIR COUPLER -
DOUBLE WIDE

PVC REPAIR SLEEVE

DIAMETER	PRODUCT CODE
10" (250 mm)	1075AG
12" (300 mm)	1275AG
15" (375 mm)	1575AG
18" (450 mm)	1875AG
24" (600 mm)	2475AG



PVC REPAIR SLEEVE


TYPICALLY TWO REPAIR SLEEVES, GASKETS, LUBE AND A PIECE OF PIPE ARE NEEDED FOR POST INSTALLATION PIPE REPAIR.

NOTE: CONTACT YOUR LOCAL SALES REPRESENTATIVE FOR FIELD REPAIR OF 30"-60" (900-1500mm) DIAMETER PIPE AND FOR AVAILABILITY OF SIZES NOT LISTED.

INSTALLATION STUBS, LUBRICANT

DUAL WALL JOINT PUSHER

DIAMETER	PRODUCT CODE
12" (300mm)	1208AN
15" (375mm)	1508AN
18" (450mm)	1808AN
24" (600mm)	2408AN
30" (750mm)	3008AN
36" (900mm)	3608AN
42" (1050mm)	4208AN
48" (1200mm)	4808AN
60" (1500mm)	6008AN



JOINT PUSHER

LUBRICANTS



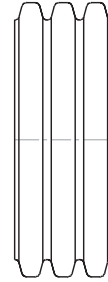
DIAMETER	BRUSH ON	BRUSH ON
	1 QUART(0.9L) PRODUCT CODE 0200LU	1 GALLON (3.8L) PRODUCT CODE 0800LU
	Typical # Joints Covered*	
4" (100mm)	89	97
6" (150mm)	61	66
8" (200mm)	43	48
10" (250mm)	33	38
12" (300mm)	25	35
15" (375mm)	20	30
18" (450mm)	16	25
24" (600mm)	10	18
30" (750mm)	9	13
36" (900mm)	7	11
42" (1050mm)	6	9
48" (1200mm)	6	8
54" (1350mm)	5	7
60" (1500mm)	5	6

* Based on joints with single gasket. Pipe with dual gaskets will require 75% more lube to cover the same number of joints.


END CAPS & ADAPTERS TO SMOOTH HDPE N-12®

12" - 60" END CAPS*

DIAMETER	N-12 PLAIN END	N-12 WT
		Includes 1 gasket
12" (300mm)	1201AN	1201AN65B
15" (375mm)	1501AN	1501AN65B
18" (450mm)	1801AN	1801AN65B
24" (600mm)	2401AN	2401AN65B
30" (750mm)	3001AN	3001AN65B
36" (900mm)	3601AN	3601AN65B
42" (1050mm)	4201AN	4201AN65B
48" (1200mm)	4801AN	4801AN65B
60" (1500mm)	6001AN	6001AN65B



N-12 PLAIN END
END CAP

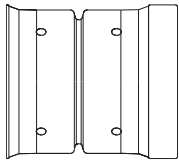


N-12 WT
END CAP

*END CAPS ARE FOR HORIZONTAL APPLICATIONS ONLY. END CAPS ARE NOT PERMITTED TO BE USED IN ANY VERTICAL APPLICATIONS. MISUSE OR FAILURE TO PROPERLY SECURE END CAPS MAY RESULT IN DAMAGE TO PERSONS OR PROPERTY OR MAY RESULT IN INJURY OR DEATH.

DUAL WALL SNAP END CAPS - 6" - 10"

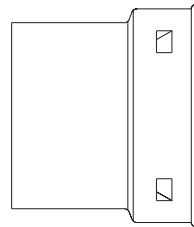
DIAMETER	PRODUCT CODE
6" (150mm)	0667AA
8" (200mm)	0867AA
10" (250mm)	1067AA



SNAP END CAP

SEWER & DRAIN ADAPTER

DIAMETER	PRODUCT CODE
4" (100mm)	0467AA

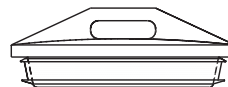
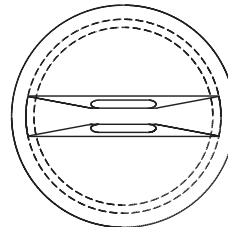


SEWER & DRAIN
ADAPTER

8" - 60" NON-PRESSURE PIPE END PLUG WITH GASKETS*



DIAMETER	PRODUCT CODE
8" (200mm)	0833AA
10" (250mm)	1033AA
12" (300mm)	1233AA
15" (375mm)	1533AA
18" (450mm)	1833AA
24" (600mm)	2433AA
30" (750mm)	3033AA
36" (900mm)	3633AA
42" (1050mm)	4233AA
48" (1200mm)	4833AA
60" (1500mm)	6033AA



END PLUG

* NOT INTENDED FOR PERMANENT USE OR VERTICAL ORIENTATION.

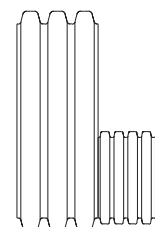
NOTE: CONTACT YOUR LOCAL SALES REPRESENTATIVE FOR AVAILABILITY OF SIZES NOT LISTED ABOVE.

REDUCERS

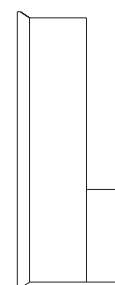
N-12®

**DUAL WALL FABRICATED
REDUCERS – 6" - 30"**

DIAMETER	N-12 PLAIN END	N-12 ST BELL-AND-SPIGOT	N-12 WT
		Includes 2 gaskets	Includes 2 gaskets
6" x 4" (150mm x 100mm)	0670AN		
8" x 4" (200mm x 100mm)	0870AN		
8" x 6" (200mm x 150mm)	0871AN		
10" x 4" (250mm x 100mm)	1070AN		
10" x 6" (250mm x 150mm)	1071AN		
10" x 8" (250mm x 200mm)	1072AN		
12" x 4" (300mm x 100mm)	1270AN		1270AN65B
12" x 6" (300mm x 150mm)	1271AN		1271AN65B
12" x 8" (300mm x 200mm)	1272AN		1272AN65B
12" x 10" (300mm x 250mm)	1273AN		1273AN65B
15" x 4" (375mm x 100mm)	1570AN		1570AN65B
15" x 6" (375mm x 150mm)	1571AN		1571AN65B
15" x 8" (375mm x 200mm)	1572AN		1572AN65B
15" x 10" (375mm x 250mm)	1573AN		1573AN65B
15" x 12" (375mm x 300mm)	1574AN	1574AN85B	1574AN65B
18" x 4" (450mm x 100mm)	1870AN		1870AN65B
18" x 6" (450mm x 150mm)	1871AN		1871AN65B
18" x 8" (450mm x 200mm)	1872AN		1872AN65B
18" x 10" (450mm x 250mm)	1873AN		1873AN65B
18" x 12" (450mm x 300mm)	1874AN	1874AN85B	1874AN65B
18" x 15" (450mm x 375mm)	1875AN	1875AN85B	1875AN65B
24" x 4" (600mm x 100mm)	2470AN		2470AN65B
24" x 6" (600mm x 150mm)	2471AN		2471AN65B
24" x 8" (600mm x 200mm)	2472AN		2472AN65B
24" x 10" (600mm x 250mm)	2473AN		2473AN65B
24" x 12" (600mm x 300mm)	2474AN	2474AN85B	2474AN65B
24" x 15" (600mm x 375mm)	2475AN	2475AN85B	2475AN65B
24" x 18" (600mm x 450mm)	2476AN	2476AN85B	2476AN65B
30" x 4" (750mm x 100mm)	3070AN		3070AN65B
30" x 6" (750mm x 150mm)	3071AN		3071AN65B
30" x 8" (750mm x 200mm)	3072AN		3072AN65B
30" x 10" (750mm x 250mm)	3073AN		3073AN65B
30" x 12" (750mm x 300mm)	3074AN	3074AN85B	3074AN65B
30" x 15" (750mm x 375mm)	3075AN	3075AN85B	3075AN65B
30" x 18" (750mm x 450mm)	3076AN	3076AN85B	3076AN65B
30" x 24" (750mm x 600mm)	3077AN	3077AN85B	3077AN65B



N-12 PLAIN END REDUCER



N-12 ST AND
N-12 WT REDUCER

NOTE: CONTACT YOUR LOCAL SALES REPRESENTATIVE FOR AVAILABILITY OF SIZES NOT LISTED ABOVE.

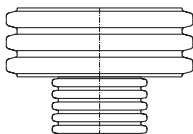
REDUCERS

N-12[®]

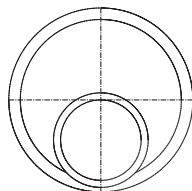
DUAL WALL FABRICATED REDUCERS – 36" - 60"

DIAMETER	N-12 PLAIN END	N-12 ST BELL-AND-SPIGOT	N-12 WT
		Includes 2 gaskets	Includes 2 gaskets
36" x 4" (900mm x 100mm)	3670AN		3670AN65B
36" x 6" (900mm x 150mm)	3671AN		3671AN65B
36" x 8" (900mm x 200mm)	3672AN		3672AN65B
36" x 10" (900mm x 250mm)	3673AN		3673AN65B
36" x 12" (900mm x 300mm)	3674AN	3674AN85B	3674AN65B
36" x 15" (900mm x 375mm)	3675AN	3675AN85B	3675AN65B
36" x 18" (900mm x 450mm)	3676AN	3676AN85B	3676AN65B
36" x 24" (900mm x 600mm)	3677AN	3677AN85B	3677AN65B
36" x 30" (900mm x 750mm)	3678AN	3678AN85B	3678AN65B
42" x 6" (1050mm x 150mm)	4271AN	4271AN85B	4271AN65B
42" x 8" (1050mm x 200mm)	4272AN	4272AN85B	4272AN65B
42" x 10" (1050mm x 250mm)	4273AN	4273AN85B	4273AN65B
42" x 12" (1050mm x 300mm)	4274AN	4274AN85B	4274AN65B
42" x 15" (1050mm x 375mm)	4275AN	4275AN85B	4275AN65B
42" x 18" (1050mm x 450mm)	4276AN	4276AN85B	4276AN65B
42" x 24" (1050mm x 600mm)	4277AN	4277AN85B	4277AN65B
42" x 30" (1050mm x 750mm)	4278AN	4278AN85B	4278AN65B
42" x 36" (1050mm x 900mm)	4279AN	4279AN85B	4279AN65B
48" x 12" (1200mm x 300mm)	4874AN	4874AN85B	4874AN65B
48" x 15" (1200mm x 375mm)	4875AN	4875AN85B	4875AN65B
48" x 18" (1200mm x 450mm)	4876AN	4876AN85B	4876AN65B
48" x 24" (1200mm x 600mm)	4877AN	4877AN85B	4877AN65B
48" x 30" (1200mm x 750mm)	4878AN	4878AN85B	4878AN65B
48" x 36" (1200mm x 900mm)	4879AN	4879AN85B	4879AN65B
48" x 42" (1200mm x 1050mm)	4842AN	4842AN85B	4842AN65B
60" x 24" (1500mm x 600mm)	6077AN	6077AN85B	6077AN65B
60" x 30" (1500mm x 750mm)	6078AN	6078AN85B	6078AN65B
60" x 36" (1500mm x 900mm)	6079AN	6079AN85B	6079AN65B
60" x 42" (1500mm x 1050mm)	6042AN	6042AN85B	6042AN65B
60" x 48" (1500mm x 1200mm)	6048AN	6048AN85B	6048AN65B

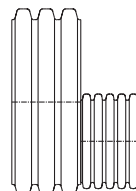
TOP VIEW



END VIEW



SIDE VIEW



FABRICATED REDUCERS

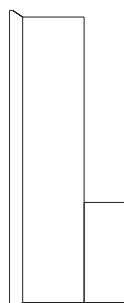
NOTE: CONTACT YOUR LOCAL SALES REPRESENTATIVE FOR AVAILABILITY OF SIZES NOT LISTED ABOVE.

TAP REDUCERS

N-12® WT

TAP REDUCERS

DIAMETER	N-12 WT
	Includes 1 gasket
6" x 4" (150mm x 100mm)	0670AN65BS
8" x 4" (200mm x 100mm)	0870AN65BS
8" x 6" (200mm x 150mm)	0871AN65BS
10" x 4" (250mm x 100mm)	1070AN65BS
10" x 6" (250mm x 150mm)	1071AN65BS
10" x 8" (250mm x 200mm)	1072AN65BS
12" x 4" (300mm x 100mm)	1270AN65BS
12" x 6" (300mm x 150mm)	1271AN65BS
12" x 8" (300mm x 200mm)	1272AN65BS
15" x 4" (375mm x 100mm)	1570AN65BS
15" x 6" (375mm x 150mm)	1571AN65BS
15" x 8" (375mm x 200mm)	1572AN65BS
18" x 4" (450mm x 100mm)	1870AN65BS
18" x 6" (450mm x 150mm)	1871AN65BS
18" x 8" (450mm x 200mm)	1872AN65BS
24" x 4" (600mm x 100mm)	2470AN65BS
24" x 6" (600mm x 150mm)	2471AN65BS
24" x 8" (600mm x 200mm)	2472AN65BS
30" x 4" (750mm x 100mm)	3070AN65BS
30" x 6" (750mm x 150mm)	3071AN65BS
30" x 8" (750mm x 200mm)	3072AN65BS
36" x 4" (750mm x 100mm)	3670AN65BS
36" x 6" (750mm x 150mm)	3671AN65BS
36" x 8" (750mm x 200mm)	3672AN65BS



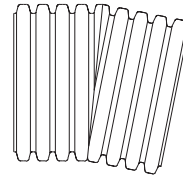
N-12 WT

BENDS


N-12®

DUAL WALL FABRICATED 11.25° BENDS – 4" - 60"

DIAMETER	N-12 PLAIN END	N-12 ST BELL-AND-SPIGOT	N-12 WT
		Includes 2 gaskets	Includes 2 gaskets
4" (100mm)	0491AN		
6" (150mm)	0691AN		
8" (200mm)	0891AN		
10" (250mm)	1091AN		
12" (300mm)	1291AN	1291AN85B	1291AN65B
15" (375mm)	1591AN	1591AN85B	1591AN65B
18" (450mm)	1891AN	1891AN85B	1891AN65B
24" (600mm)	2491AN	2491AN85B	2491AN65B
30" (750mm)	3091AN	3091AN85B	3091AN65B
36" (900mm)	3691AN	3691AN85B	3691AN65B
42" (1050mm)	4291AN	4291AN85B	4291AN65B
48" (1200mm)	4891AN	4891AN85B	4891AN65B
60" (1500mm)	6091AN	6091AN85B	6091AN65B



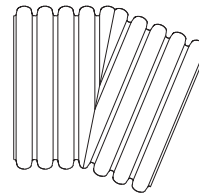
11.25° BEND
N-12 PLAIN END,
PLAIN END




11.25° BEND
N-12 ST AND N-12
WT

DUAL WALL FABRICATED 22.5° BENDS – 4" - 60"

DIAMETER	N-12 PLAIN END	N-12 ST BELL-AND-SPIGOT	N-12 WT
		Includes 2 gaskets	Includes 2 gaskets
4" (100mm)	0492AN		
6" (150mm)	0692AN		
8" (200mm)	0892AN		
10" (250mm)	1092AN		
12" (300mm)	1292AN	1292AN85B	1292AN65B
15" (375mm)	1592AN	1592AN85B	1592AN65B
18" (450mm)	1892AN	1892AN85B	1892AN65B
24" (600mm)	2492AN	2492AN85B	2492AN65B
30" (750mm)	3092AN	3092AN85B	3092AN65B
36" (900mm)	3692AN	3692AN85B	3692AN65B
42" (1050mm)	4292AN	4292AN85B	4292AN65B
48" (1200mm)	4892AN	4892AN85B	4892AN65B
60" (1500mm)	6092AN	6092AN85B	6092AN65B



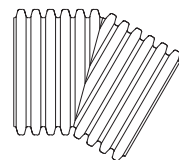
22.5° BEND
N-12 PLAIN END,
PLAIN END



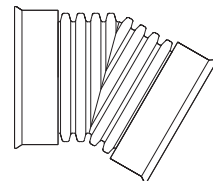
22.5° BEND
N-12 ST AND
N-12 WT

DUAL WALL FABRICATED 30° BENDS – 4" - 60"

DIAMETER	N-12 PLAIN END	N-12 ST BELL-AND-SPIGOT	N-12 WT
		Includes 2 gaskets	Includes 2 gaskets
4" (100mm)	0495AN		
6" (150mm)	0695AN		
8" (200mm)	0895AN		
10" (250mm)	1095AN		
12" (300mm)	1295AN	1295AN85B	1295AN65B
15" (375mm)	1595AN	1595AN85B	1595AN65B
18" (450mm)	1895AN	1895AN85B	1895AN65B
24" (600mm)	2495AN	2495AN85B	2495AN65B
30" (750mm)	3095AN	3095AN85B	3095AN65B
36" (900mm)	3695AN	3695AN85B	3695AN65B
42" (1050mm)	4295AN	4295AN85B	4295AN65B
48" (1200mm)	4895AN	4895AN85B	4895AN65B
60" (1500mm)	6095AN	6095AN85B	6095AN65B



30° BEND
N-12 PLAIN END,
PLAIN END



30° BEND
N-12 ST AND N-12
WT

NOTE: CONTACT YOUR LOCAL SALES REPRESENTATIVE FOR AVAILABILITY OF SIZES NOT LISTED ABOVE.

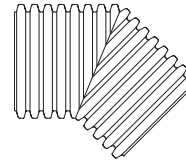
BACK TO INDEX

BENDS


N-12®

DUAL WALL FABRICATED 45° BENDS – 12" - 60"

DIAMETER	N-12 PLAIN END	N-12 WT
		Includes 2 gaskets
12" (300mm)	1297AN	1297AN65BB
15" (375mm)	1597AN	1597AN65BB
18" (450mm)	1897AN	1897AN65BB
24" (600mm)	2497AN	2497AN65BB
30" (750mm)	3097AN	3097AN65BB
36" (900mm)	3697AN	3697AN65BB
42" (1050mm)	4297AN	4297AN65BB
48" (1200mm)	4897AN	4897AN65BB
60" (1500mm)	6097AN	6097AN65BB



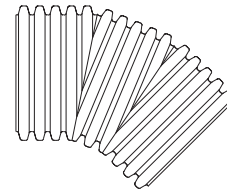
45° BEND
N-12 PLAIN END,
PLAIN END



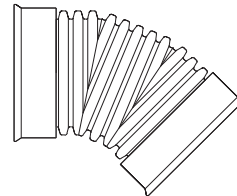
45° BEND
N-12 ST AND N-12
WT

DUAL WALL FABRICATED MITERED 45° BENDS – 12" - 60"

DIAMETER	N-12 PLAIN END	N-12 ST BELL-AND-SPIGOT	N-12 WT
		Includes 2 gaskets	Includes 2 gaskets
12" (300mm)	1294AN	1294AN85B	1294AN65B
15" (375mm)	1594AN	1594AN85B	1594AN65B
18" (450mm)	1894AN	1894AN85B	1894AN65B
24" (600mm)	2494AN	2494AN85B	2494AN65B
30" (750mm)	3094AN	3094AN85B	3094AN65B
36" (900mm)	3694AN	3694AN85B	3694AN65B
42" (1050mm)	4294AN	4294AN85B	4294AN65B
48" (1200mm)	4894AN	4894AN85B	4894AN65B
60" (1500mm)	6094AN	6094AN85B	6094AN65B



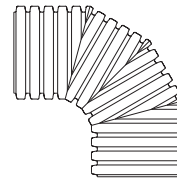
45° MITERED BEND
N-12 PLAIN END,
PLAIN END




45° MITERED BEND
N-12 ST AND N-12 WT

DUAL WALL FABRICATED MITERED 90° BENDS – 12" - 18"

DIAMETER	N-12 PLAIN END	N-12 ST BELL-AND-SPIGOT	N-12 WT
		Includes 2 gaskets	Includes 2 gaskets
12" (300mm)	1299AN	1299AN85B	1299AN65B
15" (375mm)	1599AN	1599AN85B	1599AN65B
18" (450mm)	1899AN	1899AN85B	1899AN65B



90° MITERED BEND
PLAIN END



90° MITERED BEND
N-12 ST AND N-12 WT

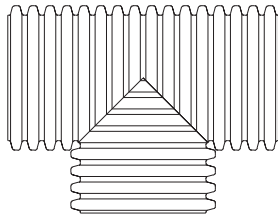
NOTE: CONTACT YOUR LOCAL SALES REPRESENTATIVE FOR AVAILABILITY OF SIZES NOT LISTED ABOVE.

TEES


N-12®

DUAL WALL FABRICATED TEES 12" - 60"

DIAMETER	N-12 PLAIN END	N-12 ST BELL-AND-SPIGOT	N-12 WT
		Includes 3 gaskets	
12" (300mm)	1264AN	1264AN85B	1264AN65B
15" (375mm)	1565AN	1565AN85B	1565AN65B
18" (450mm)	1866AN	1866AN 85B	1866AN 65B
24" (600mm)	2467AN	2467AN85B	2467AN65B
30" (750mm)	3068AN	3068AN85B	3068AN65B
36" (900mm)	3669AN	3669AN85B	3669AN65B
42" (1050mm)	4251AN	4251AN85B	4251AN65BB
48" (1200mm)	4851AN	4851AN85B	4851AN65BB
60" (1500mm)	6051AN	6051AN85B	6051AN65BB



TEE N-12 PLAIN END



TEE N-12 ST AND N-12 WT

NOTE: CONTACT YOUR LOCAL SALES REPRESENTATIVE FOR AVAILABILITY OF SIZES NOT LISTED ABOVE.

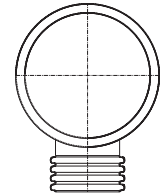
REDUCING TEES

N-12®

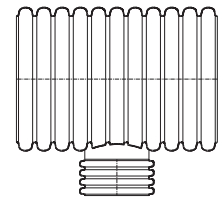
DUAL WALL FABRICATED REDUCING TEES – 10" - 36"

DIAMETER	N-12 PLAIN END	N-12 ST BELL-AND-SPIGOT	N-12 WT
		Includes 2 main and 1 stub gasket	Includes 2 main and 1 stub gasket
10" x 4" (250mm x 100mm)	1060AN		
10" x 6" (250mm x 150mm)	1061AN		
10" x 8" (250mm x 200mm)	1062AN		
12" x 4" (300mm x 100mm)	1260AN	1260AN85B	1260AN65B
12" x 6" (300mm x 150mm)	1261AN	1261AN85B	1261AN65B
12" x 8" (300mm x 200mm)	1262AN	1262AN85B	1262AN65B
12" x 10" (300mm x 250mm)	1263AN	1263AN85B	1263AN65B
15" x 4" (375mm x 100mm)	1560AN	1560AN85B	1560AN65B
15" x 6" (375mm x 150mm)	1561AN	1561AN85B	1561AN65B
15" x 8" (375mm x 200mm)	1562AN	1562AN85B	1562AN65B
15" x 10" (375mm x 250mm)	1563AN	1563AN85B	1563AN65B
15" x 12" (375mm x 300mm)	1564AN	1564AN85B	1564AN65B
18" x 4" (450mm x 100mm)	1860AN	1860AN85B	1860AN65B
18" x 6" (450mm x 150mm)	1861AN	1861AN85B	1861AN65B
18" x 8" (450mm x 200mm)	1862AN	1862AN85B	1862AN65B
18" x 10" (450mm x 250mm)	1863AN	1863AN85B	1863AN65B
18" x 12" (450mm x 300mm)	1864AN	1864AN85B	1864AN65B
18" x 15" (450mm x 375mm)	1865AN	1865AN85B	1865AN65B
24" x 4" (600mm x 100mm)	2460AN	2460AN85B	2460AN65B
24" x 6" (600mm x 150mm)	2461AN	2461AN85B	2461AN65B
24" x 8" (600mm x 200mm)	2462AN	2462AN85B	2462AN65B
24" x 10" (600mm x 250mm)	2463AN	2463AN85B	2463AN65B
24" x 12" (600mm x 300mm)	2464AN	2464AN85B	2464AN65B
24" x 15" (600mm x 375mm)	2465AN	2465AN85B	2465AN65B
24" x 18" (600mm x 450mm)	2466AN	2466AN85B	2466AN65B
30" x 4" (750mm x 100mm)	3060AN	3060AN85B	3060AN65B
30" x 6" (750mm x 150mm)	3061AN	3061AN85B	3061AN65B
30" x 8" (750mm x 200mm)	3062AN	3062AN85B	3062AN65B
30" x 10" (750mm x 250mm)	3063AN	3063AN85B	3063AN65B
30" x 12" (750mm x 300mm)	3064AN	3064AN85B	3064AN65B
30" x 15" (750mm x 375mm)	3065AN	3065AN85B	3065AN65B
30" x 18" (750mm x 450mm)	3066AN	3066AN85B	3066AN65B
30" x 24" (750mm x 600mm)	3067AN	3067AN85B	3067AN65B
36" x 4" (900mm x 100mm)	3660AN	3660AN85B	3660AN65B
36" x 6" (900mm x 150mm)	3661AN	3661AN85B	3661AN65B
36" x 8" (900mm x 200mm)	3662AN	3662AN85B	3662AN65B
36" x 10" (900mm x 250mm)	3663AN	3663AN85B	3663AN65B
36" x 12" (900mm x 300mm)	3664AN	3664AN85B	3664AN65B
36" x 15" (900mm x 375mm)	3665AN	3665AN85B	3665AN65B
36" x 18" (900mm x 450mm)	3666AN	3666AN85B	3666AN65B
36" x 24" (900mm x 600mm)	3667AN	3667AN85B	3667AN65B
36" x 30" (900mm x 750mm)	3668AN	3668AN85B	3668AN65B

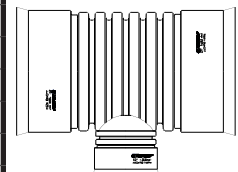
END VIEW



TOP VIEW



N-12 PLAIN END



N-12 ST BELL-AND-SPIGOT & N-12 WT

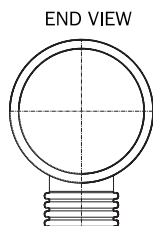
NOTE: CONTACT YOUR LOCAL SALES REPRESENTATIVE FOR AVAILABILITY OF SIZES NOT LISTED ABOVE.

REDUCING TEES

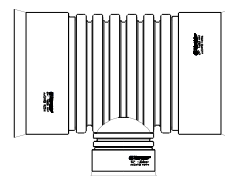
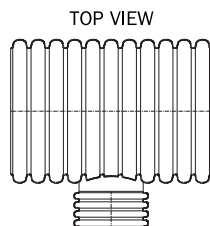
N-12®

DUAL WALL FABRICATED REDUCING TEES – 42" - 60"

DIAMETER	N-12 PLAIN END	N-12 ST BELL-AND-SPIGOT	N-12 WT
		Includes 2 main and 1 stub gasket	Includes 2 main and 1 stub gasket
42" x 4" (1050mm x 100mm)	4260AN	4260AN85B	4260AN65B
42" x 6" (1050mm x 150mm)	4261AN	4261AN85B	4261AN65B
42" x 8" (1050mm x 200mm)	4262AN	4262AN85B	4262AN65B
42" x 10" (1050mm x 250mm)	4263AN	4263AN85B	4263AN65B
42" x 12" (1050mm x 300mm)	4264AN	4264AN85B	4264AN65B
42" x 15" (1050mm x 375mm)	4265AN	4265AN85B	4265AN65B
42" x 18" (1050mm x 450mm)	4266AN	4266AN85B	4266AN65B
42" x 24" (1050mm x 600mm)	4267AN	4267AN85B	4267AN65B
42" x 30" (1050mm x 750mm)	4268AN	4268AN85B	4268AN65B
42" x 36" (1050mm x 900mm)	4269AN	4269AN85B	4269AN65B
48" x 4" (1200mm x 100mm)	4860AN	4860AN85B	4860AN65B
48" x 6" (1200mm x 150mm)	4861AN	4861AN85B	4861AN65B
48" x 8" (1200mm x 200mm)	4862AN	4862AN85B	4862AN65B
48" x 10" (1200mm x 250mm)	4863AN	4863AN85B	4863AN65B
48" x 12" (1200mm x 300mm)	4864AN	4864AN85B	4864AN65B
48" x 15" (1200mm x 375mm)	4865AN	4865AN85B	4865AN65B
48" x 18" (1200mm x 450mm)	4866AN	4866AN85B	4866AN65B
48" x 24" (1200mm x 600mm)	4867AN	4867AN85B	4867AN65B
48" x 30" (1200mm x 750mm)	4868AN	4868AN85B	4868AN65B
48" x 36" (1200mm x 900mm)	4869AN	4869AN85B	4869AN65B
48" x 42" (1200mm x 1050mm)	4840AN	4840AN85B	4840AN65B
60" x 4" (1500mm x 100mm)	6060AN	6060AN85B	6060AN65B
60" x 6" (1500mm x 150mm)	6061AN	6061AN85B	6061AN65B
60" x 8" (1500mm x 200mm)	6062AN	6062AN85B	6062AN65B
60" x 10" (1500mm x 250mm)	6063AN	6063AN85B	6063AN65B
60" x 12" (1500mm x 300mm)	6064AN	6064AN85B	6064AN65B
60" x 15" (1500mm x 375mm)	6065AN	6065AN85B	6065AN65B
60" x 18" (1500mm x 450mm)	6066AN	6066AN85B	6066AN65B
60" x 24" (1500mm x 600mm)	6067AN	6067AN85B	6067AN65B
60" x 30" (1500mm x 750mm)	6068AN	6068AN85B	6068AN65B
60" x 36" (1500mm x 900mm)	6069AN	6069AN85B	6069AN65B
60" x 42" (1500mm x 1050mm)	6040AN	6040AN85B	6040AN65B
60" x 48" (1500mm x 1200mm)	6041AN	6041AN85B	6041AN65B



N-12 PLAIN END



N-12 ST BELL-AND-SPIGOT & N-12 WT

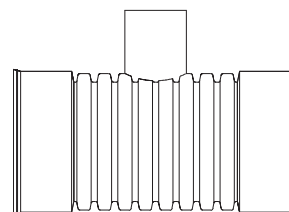
NOTE: CONTACT YOUR LOCAL SALES REPRESENTATIVE FOR AVAILABILITY OF SIZES NOT LISTED ABOVE.

REDUCING TAP & CROSS TEES

N-12®

REDUCING HDPE TAP TEES

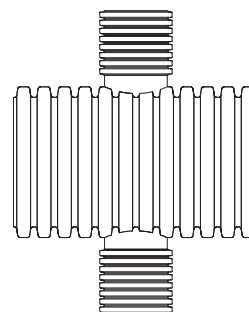
DIAMETER	N-12 WT
	Includes 2 gaskets
6" x 4" (150mm x 100mm)	0660AN65BS
8" x 4" (200mm x 100mm)	0860AN65BS
8" x 6" (200mm x 150mm)	0861AN65BS
10" x 4" (250mm x 100mm)	1060AN65BS
10" x 6" (250mm x 150mm)	1061AN65BS
10" x 8" (250mm x 200mm)	1062AN65BS
12" x 4" (300mm x 100mm)	1260AN65BS
12" x 6" (300mm x 150mm)	1261AN65BS
12" x 8" (300mm x 200mm)	1262AN65BS
15" x 4" (375mm x 100mm)	1560AN65BS
15" x 6" (375mm x 150mm)	1561AN65BS
15" x 8" (375mm x 200mm)	1562AN65BS
18" x 4" (450mm x 100mm)	1860AN65BS
18" x 6" (450mm x 150mm)	1861AN65BS
18" x 8" (450mm x 200mm)	1862AN65BS
24" x 4" (600mm x 100mm)	2460AN65BS
24" x 6" (600mm x 150mm)	2461AN65BS
24" x 8" (600mm x 200mm)	2462AN65BS
30" x 4" (750mm x 100mm)	3060AN65BS
30" x 6" (750mm x 150mm)	3061AN65BS
30" x 8" (750mm x 200mm)	3062AN65BS
36" x 4" (750mm x 100mm)	3660AN65BS
36" x 6" (750mm x 150mm)	3661AN65BS
36" x 8" (750mm x 200mm)	3662AN65BS



REDUCING TAP TEE

REDUCING CROSS TEES

DIAMETER	N-12 PLAIN END
6" x 4" (150mm x 100mm)	0630AN
8" x 4" (200mm x 100mm)	0830AN
8" x 6" (200mm x 150mm)	0831AN
10" x 4" (250mm x 100mm)	1030AN
10" x 6" (250mm x 150mm)	1031AN
10" x 8" (250mm x 200mm)	1032AN
12" x 4" (300mm x 100mm)	1230AN
12" x 6" (300mm x 150mm)	1231AN
12" x 8" (300mm x 200mm)	1232AN
12" x 10" (300mm x 250mm)	1233AN



REDUCING CROSS TEE

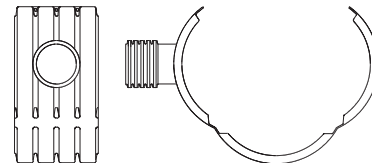
NOTE: CONTACT YOUR LOCAL SALES REPRESENTATIVE FOR AVAILABILITY OF SIZES NOT LISTED ABOVE.

SADDLE TEES AND CROSS TEES

N-12®

REDUCING SADDLE TEES

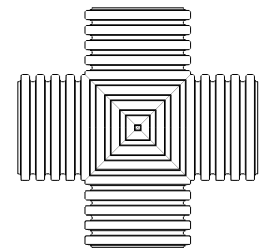
DIAMETER	N-12 ST
8" x 4" (200 mm x 100 mm)	0840AN
10" x 4" (250 mm x 100 mm)	1040AN
10" x 6" (250 mm x 150 mm)	1041AN
12" x 4" (300 mm x 100 mm)	1240AN
12" x 6" (300 mm x 150 mm)	1241AN
12" x 8" (300 mm x 200 mm)	1242AN
15" x 4" (375 mm x 100 mm)	1540AN
15" x 6" (375 mm x 150 mm)	1541AN
15" x 8" (375 mm x 200 mm)	1542AN
18" x 4" (450 mm x 100 mm)	1840AN
18" x 6" (450 mm x 150 mm)	1841AN
18" x 8" (450 mm x 200 mm)	1842AN
24" x 4" (600 mm x 100 mm)	2440AN
24" x 6" (600 mm x 150 mm)	2441AN
24" x 8" (600 mm x 200 mm)	2442AN
24" x 10" (600 mm x 250 mm)	2443AN
30" x 4" (750 mm x 100 mm)	3040AN
30" x 6" (750 mm x 150 mm)	3041AN
30" x 8" (750 mm x 200 mm)	3042AN
30" x 10" (750 mm x 250 mm)	3043AN
30" x 12" (750 mm x 300 mm)	3044AN
30" x 15" (750 mm x 375 mm)	3045AN
36" x 4" (900 mm x 100 mm)	3640AN
36" x 6" (900 mm x 150 mm)	3641AN
36" x 8" (900 mm x 200 mm)	3642AN
36" x 10" (900 mm x 250 mm)	3643AN
36" x 12" (900 mm x 300 mm)	3644AN
36" x 15" (900 mm x 375 mm)	3645AN
36" x 18" (900 mm x 450 mm)	3646AN



REDUCING SADDLE TEE

4" - 24" CROSS TEES

DIAMETER	N-12 PLAIN END
4" (100mm)	0430AN
6" (150mm)	0631AN
8" (200mm)	0832AN
10" (250mm)	1033AN
12" (300mm)	1234AN
15" (375mm)	1535AN
18" (450mm)	1836AN
24" (600mm)	2437AN



N-12 PLAIN END

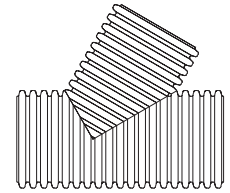
NOTE: CONTACT YOUR LOCAL SALES REPRESENTATIVE FOR AVAILABILITY OF SIZES NOT LISTED ABOVE.

WYES

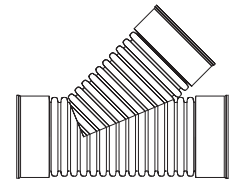
N-12®

**DUAL WALL FABRICATED 45°
STANDARD WYES 12" - 24"**

DIAMETER	N-12 PLAIN END	N-12 ST BELL-AND-SPIGOT	N-12 WT
		Includes 3 gaskets	
12" (300mm)	1284AN	1284AN85B	1284AN65B
15" (375mm)	1585AN	1585AN85B	1585AN65B
18" (450mm)	1886AN	1886AN85B	1886AN65B
24" (600mm)	2487AN	2487AN85B	2487AN65B



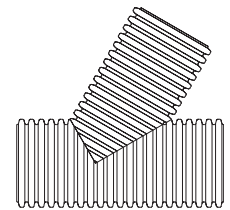
**WYE N-12 PLAIN
END**



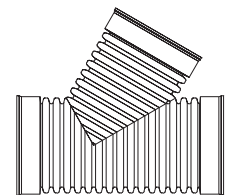
**WYE N-12 ST AND
N-12 WT**

**DUAL WALL FABRICATED 60°
STANDARD WYES 18" - 24"**

DIAMETER	N-12 PLAIN END	N-12 ST BELL-AND-SPIGOT	N-12 WT
		Includes 3 gaskets	
18" (450mm)	1886AN60	1886AN6085B	1886AN6065B
24" (600mm)	2487AN60	2487AN6085B	2487AN6065B



**60° WYE
N-12 PLAIN END**



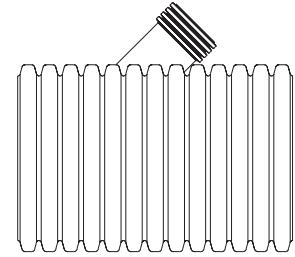
**60° WYE
N-12 ST AND N-12
WT**

REDUCING WYES

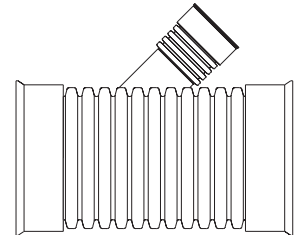
N-12®

**DUAL WALL FABRICATED 45 DEGREE
REDUCING WYES – 10" - 60"**

DIAMETER	N-12 PLAIN END	N-12 ST BELL-AND-SPIGOT	N-12 WT
		Includes 2 main and 1 stub gasket	Includes 2 main and 1 stub gasket
10" x 4" (250mm x 100mm)	1080AN		
10" x 6" (250mm x 150mm)	1081AN		
10" x 8" (250mm x 200mm)	1082AN		
12" x 4" (300mm x 100mm)	1280AN	1280AN85B	1280AN65B
12" x 6" (300mm x 150mm)	1281AN	1281AN85B	1281AN65B
12" x 8" (300mm x 200mm)	1282AN	1282AN85B	1282AN65B
12" x 10" (300mm x 250mm)	1283AN	1283AN85B	1283AN65B
15" x 4" (375mm x 100mm)	1580AN	1580AN85B	1580AN65B
15" x 6" (375mm x 150mm)	1581AN	1581AN85B	1581AN65B
15" x 8" (375mm x 200mm)	1582AN	1582AN85B	1582AN65B
15" x 10" (375mm x 250mm)	1583AN	1583AN85B	1583AN65B
15" x 12" (375mm x 300mm)	1584AN	1584AN85B	1584AN65B
18" x 4" (450mm x 100mm)	1880AN	1880AN85B	1880AN65B
18" x 6" (450mm x 150mm)	1881AN	1881AN85B	1881AN65B
18" x 8" (450mm x 200mm)	1882AN	1882AN85B	1882AN65B
18" x 10" (450mm x 250mm)	1883AN	1883AN85B	1883AN65B
18" x 12" (450mm x 300mm)	1884AN	1884AN85B	1884AN65B
18" x 15" (450mm x 375mm)	1885AN	1885AN85B	1885AN65B
24" x 4" (600mm x 100mm)	2480AN	2480AN85B	2480AN65B
24" x 6" (600mm x 150mm)	2481AN	2481AN85B	2481AN65B
24" x 8" (600mm x 200mm)	2482AN	2482AN85B	2482AN65B
24" x 10" (600mm x 250mm)	2483AN	2483AN85B	2483AN65B
24" x 12" (600mm x 300mm)	2484AN	2484AN85B	2484AN65B
30" x 4" (750mm x 100mm)	3080AN	3080AN85B	3080AN65B
30" x 6" (750mm x 150mm)	3081AN	3081AN85B	3081AN65B
30" x 8" (750mm x 200mm)	3082AN	3082AN85B	3082AN65B
30" x 10" (750mm x 250mm)	3083AN	3083AN85B	3083AN65B
30" x 12" (750mm x 300mm)	3084AN	3084AN85B	3084AN65B
30" x 15" (750mm x 375mm)	3085AN	3085AN85B	3085AN65B
36" x 4" (900mm x 100mm)	3680AN	3680AN85B	3680AN65B
36" x 6" (900mm x 150mm)	3681AN	3681AN85B	3681AN65B
36" x 8" (900mm x 200mm)	3682AN	3682AN85B	3682AN65B
36" x 10" (900mm x 250mm)	3683AN	3683AN85B	3683AN65B
36" x 12" (900mm x 300mm)	3684AN	3684AN85B	3684AN65B
36" x 15" (900mm x 375mm)	3685AN	3685AN85B	3685AN65B
36" x 18" (900mm x 450mm)	3686AN	3686AN85B	3686AN65B
42" x 4" (1050mm x 100mm)	4280AN	4280AN85B	4280AN65B
42" x 6" (1050mm x 150mm)	4281AN	4281AN85B	4281AN65B
42" x 8" (1050mm x 200mm)	4282AN	4282AN85B	4282AN65B
42" x 10" (1050mm x 250mm)	4283AN	4283AN85B	4283AN65B
42" x 12" (1050mm x 300mm)	4284AN	4284AN85B	4284AN65B
42" x 15" (1050mm x 375mm)	4285AN	4285AN85B	4285AN65B
42" x 18" (1050mm x 450mm)	4286AN	4286AN85B	4286AN65B
48" x 4" (1200mm x 100mm)	4880AN	4880AN85B	4880AN65B
48" x 6" (1200mm x 150mm)	4881AN	4881AN85B	4881AN65B
48" x 8" (1200mm x 200mm)	4882AN	4882AN85B	4882AN65B
48" x 10" (1200mm x 250mm)	4883AN	4883AN85B	4883AN65B
48" x 12" (1200mm x 300mm)	4884AN	4884AN85B	4884AN65B
48" x 15" (1200mm x 375mm)	4885AN	4885AN85B	4885AN65B
48" x 18" (1200mm x 450mm)	4886AN	4886AN85B	4886AN65B
48" x 24" (1200mm x 600mm)	4887AN	4887AN85B	4887AN65B
60" x 4" (1500mm x 100mm)	6080AN	6080AN85B	6080AN65B
60" x 6" (1500mm x 150mm)	6081AN	6081AN85B	6081AN65B
60" x 8" (1500mm x 200mm)	6082AN	6082AN85B	6082AN65B
60" x 10" (1500mm x 250mm)	6083AN	6083AN85B	6083AN65B
60" x 12" (1500mm x 300mm)	6084AN	6084AN85B	6084AN65B
60" x 15" (1500mm x 375mm)	6085AN	6085AN85B	6085AN65B
60" x 18" (1500mm x 450mm)	6086AN	6086AN85B	6086AN65B
60" x 24" (1500mm x 600mm)	6087AN	6087AN85B	6087AN65B



**45° REDUCING WYE
PLAIN END**



**45° REDUCING WYE N-12
ST AND
N-12 WT**

NOTE: CONTACT YOUR LOCAL SALES REPRESENTATIVE FOR AVAILABILITY OF SIZES NOT LISTED ABOVE.

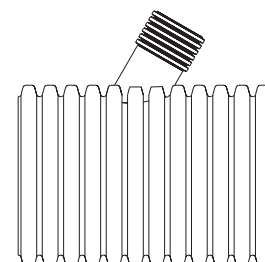
REDUCING WYES

N-12®

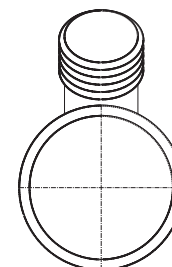
DUAL WALL FABRICATED 60 DEGREE REDUCING WYES - 18" - 60"

DIAMETER	N-12 PLAIN END	N-12 ST BELL-AND-SPIGOT	N-12 WT
		Includes 2 main and 1 stub gasket	Includes 2 main and 1 stub gasket
18" x 4" (450mm x 100mm)	1880AN60	1880AN6085B	1880AN6065B
18" x 6" (450mm x 150mm)	1881AN60	1881AN6085B	1881AN6065B
18" x 8" (450mm x 200mm)	1882AN60	1882AN6085B	1882AN6065B
18" x 10" (450mm x 250mm)	1883AN60	1883AN6085B	1883AN6065B
18" x 12" (450mm x 300mm)	1884AN60	1884AN6085B	1884AN6065B
18" x 15" (450mm x 375mm)	1885AN60	1885AN6085B	1885AN6065B
24" x 4" (600mm x 100mm)	2480AN60	2480AN6085B	2480AN6065B
24" x 6" (600mm x 150mm)	2481AN60	2481AN6085B	2481AN6065B
24" x 8" (600mm x 200mm)	2482AN60	2482AN6085B	2482AN6065B
24" x 10" (600mm x 250mm)	2483AN60	2483AN6085B	2483AN6065B
24" x 12" (600mm x 300mm)	2484AN60	2484AN6085B	2484AN6065B
24" x 15" (600mm x 375mm)	2485AN60	2485AN6085B	2485AN6065B
24" x 18" (600mm x 450mm)	2486AN60	2486AN6085B	2486AN6065B
30" x 4" (750mm x 100mm)	3080AN60	3080AN6085B	3080AN6065B
30" x 6" (750mm x 150mm)	3081AN60	3081AN6085B	3081AN6065B
30" x 8" (750mm x 200mm)	3082AN60	3082AN6085B	3082AN6065B
30" x 10" (750mm x 250mm)	3083AN60	3083AN6085B	3083AN6065B
30" x 12" (750mm x 300mm)	3084AN60	3084AN6085B	3084AN6065B
30" x 15" (750mm x 375mm)	3085AN60	3085AN6085B	3085AN6065B
30" x 18" (750mm x 450mm)	3086AN60	3086AN6085B	3086AN6065B
30" x 24" (750mm x 600mm)	3087AN60	3087AN6085B	3087AN6065B
36" x 4" (900mm x 100mm)	3680AN60	3680AN6085B	3680AN6065B
36" x 6" (900mm x 150mm)	3681AN60	3681AN6085B	3681AN6065B
36" x 8" (900mm x 200mm)	3682AN60	3682AN6085B	3682AN6065B
36" x 10" (900mm x 250mm)	3683AN60	3683AN6085B	3683AN6065B
36" x 12" (900mm x 300mm)	3684AN60	3684AN6085B	3684AN6065B
36" x 15" (900mm x 375mm)	3685AN60	3685AN6085B	3685AN6065B
36" x 18" (900mm x 450mm)	3686AN60	3686AN6085B	3686AN6065B
36" x 24" (900mm x 600mm)	3687AN60	3687AN6085B	3687AN6065B
42" x 4" (1050mm x 100mm)	4280AN60	4280AN6085B	4280AN6065B
42" x 6" (1050mm x 150mm)	4281AN60	4281AN6085B	4281AN6065B
42" x 8" (1050mm x 200mm)	4282AN60	4282AN6085B	4282AN6065B
42" x 10" (1050mm x 250mm)	4283AN60	4283AN6085B	4283AN6065B
42" x 12" (1050mm x 300mm)	4284AN60	4284AN6085B	4284AN6065B
42" x 15" (1050mm x 375mm)	4285AN60	4285AN6085B	4285AN6065B
42" x 18" (1050mm x 450mm)	4286AN60	4286AN6085B	4286AN6065B
42" x 24" (1050mm x 600mm)	4287AN60	4287AN6085B	4287AN6065B
48" x 4" (1200mm x 100mm)	4880AN60	4880AN6085B	4880AN6065B
48" x 6" (1200mm x 150mm)	4881AN60	4881AN6085B	4881AN6065B
48" x 8" (1200mm x 200mm)	4882AN60	4882AN6085B	4882AN6065B
48" x 10" (1200mm x 250mm)	4883AN60	4883AN6085B	4883AN6065B
48" x 12" (1200mm x 300mm)	4884AN60	4884AN6085B	4884AN6065B
48" x 15" (1200mm x 375mm)	4885AN60	4885AN6085B	4885AN6065B
48" x 18" (1200mm x 450mm)	4886AN60	4886AN6085B	4886AN6065B
48" x 24" (1200mm x 600mm)	4887AN60	4887AN6085B	4887AN6065B
60" x 4" (1500mm x 100mm)	6080AN60	6080AN6085B	6080AN6065B
60" x 6" (1500mm x 150mm)	6081AN60	6081AN6085B	6081AN6065B
60" x 8" (1500mm x 200mm)	6082AN60	6082AN6085B	6082AN6065B
60" x 10" (1500mm x 250mm)	6083AN60	6083AN6085B	6083AN6065B
60" x 12" (1500mm x 300mm)	6084AN60	6084AN6085B	6084AN6065B
60" x 15" (1500mm x 375mm)	6085AN60	6085AN6085B	6085AN6065B
60" x 18" (1500mm x 450mm)	6086AN60	6086AN6085B	6086AN6065B
60" x 24" (1500mm x 600mm)	6087AN60	6087AN6085B	6087AN6065B

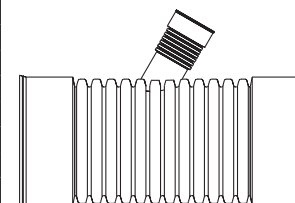
TOP VIEW



END VIEW



N-12 PLAIN END REDUCING WYES



60° REDUCING WYE N-12 ST AND N-12 WT

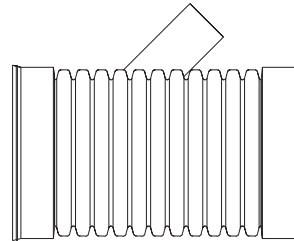
NOTE: CONTACT YOUR LOCAL SALES REPRESENTATIVE FOR AVAILABILITY OF SIZES NOT LISTED ABOVE.

REDUCING TAP WYES

N-12® WT

REDUCING 45° TAP WYES

DIAMETER	N-12 WT
	Includes 2 main gaskets
6" x 4" (150mm x 100mm)	0680AN65BS
8" x 4" (200mm x 100mm)	0880AN65BS
8" x 6" (200mm x 150mm)	0881AN65BS
10" x 4" (250mm x 100mm)	1080AN65BS
10" x 6" (250mm x 150mm)	1081AN65BS
10" x 8" (250mm x 200mm)	1082AN65BS
12" x 4" (300mm x 100mm)	1280AN65BS
12" x 6" (300mm x 150mm)	1281AN65BS
12" x 8" (300mm x 200mm)	1282AN65BS
15" x 4" (375mm x 100mm)	1580AN65BS
15" x 6" (375mm x 150mm)	1581AN65BS
15" x 8" (375mm x 200mm)	1582AN65BS
18" x 4" (450mm x 100mm)	1880AN65BS
18" x 6" (450mm x 150mm)	1881AN65BS
18" x 8" (450mm x 200mm)	1882AN65BS
24" x 4" (600mm x 100mm)	2480AN65BS
24" x 6" (600mm x 150mm)	2481AN65BS
24" x 8" (600mm x 200mm)	2482AN65BS
30" x 4" (750mm x 100mm)	3080AN65BS
30" x 6" (750mm x 150mm)	3081AN65BS
30" x 8" (750mm x 200mm)	3082AN65BS



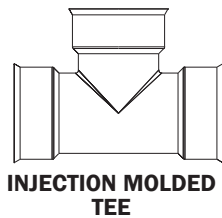
REDUCING WYE

INJECTION MOLDED FITTINGS

SOIL-TIGHT FITTINGS (Cleated Bells)

TEE, BELL/BELL

SIZE	PRODUCT CODE
4" (100mm)	0460ST
6" (150mm)	0661ST
8" (200mm)	0862ST
10" (250mm)	1063ST
12" (300mm)	1264ST



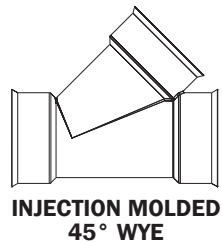
REDUCING TEE

SIZE	PRODUCT CODE
6" x 4" (150 x 100 mm)	0660ST
10" x 8" (250 x 200 mm)	1062ST
12" x 8" (300 x 200 mm)	1262ST



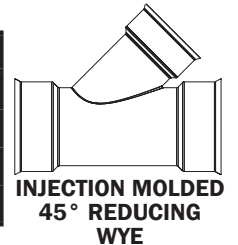
45° WYE, BELL/BELL

SIZE	PRODUCT CODE
4" (100mm)	0480ST
6" (150mm)	0681ST
8" (200mm)	0882ST
10" (250mm)	1083ST
12" (300mm)	1284ST



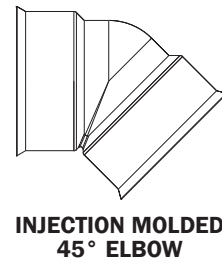
45° REDUCING WYE

SIZE	PRODUCT CODE
6" x 4" (150 x 100mm)	0680ST
8" x 4" (200 x 100mm)	0880ST
8" x 6" (200 x 150mm)	0881ST
10" x 8" (250 x 200mm)	1082ST



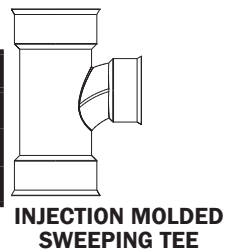
45° ELBOW, BELL/BELL

SIZE	PRODUCT CODE
4" (100mm)	0494ST
6" (150mm)	0694ST
8" (200mm)	0894ST
10" (250mm)	1094ST
12" (300mm)	1294ST



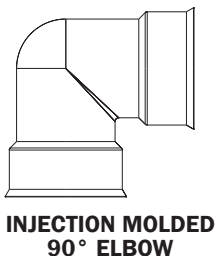
SWEEPING TEE

SIZE	PRODUCT CODE
8" x 4" (200 x 100mm)	0863ST
8" x 6" (200 x 150mm)	0836ST
10" x 6" (250 x 150mm)	1036ST



90° ELBOW, BELL/BELL

SIZE	PRODUCT CODE
4" (100mm)	0499ST
6" (150mm)	0699ST
8" (200mm)	0899ST
10" (250mm)	1099ST
12" (300mm)	1299ST

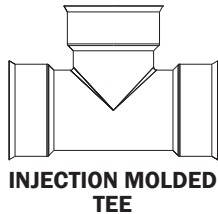


INJECTION MOLDED FITTINGS

WATERTIGHT FITTINGS (includes F477 gaskets for attachment on pipe end)

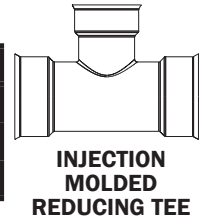
TEE, BELL/BELL

SIZE	PRODUCT CODE
4" (100mm)	0460WT
6" (150mm)	0661WT
8" (200mm)	0862WT
10" (250mm)	1063WT
12" (300mm)	1264WT



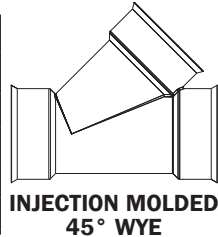
REDUCING TEE

SIZE	PRODUCT CODE
6" x 4" (150 x 100mm)	0660WT
10" x 8" (250 x 200mm)	1062WT
12" x 8" (300 x 200mm)	1262WT



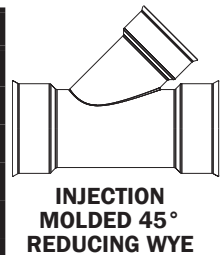
45° WYE, BELL/BELL

SIZE	PRODUCT CODE
4" (100mm)	0480WT
6" (150mm)	0681WT
8" (200mm)	0882WT
10" (250mm)	1083WT
12" (300mm)	1284WT



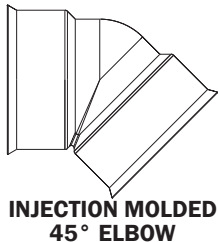
45° REDUCING WYE

SIZE	PRODUCT CODE
6" x 4" (150 x 100mm)	0680WT
8" x 4" (200 x 100mm)	0880WT
8" x 6" (200 x 150mm)	0881WT
10" x 8" (250 x 200mm)	1082WT
12" x 6" (300 x 150mm)	1281WT
12" x 8" (300 x 200mm)	1282WT



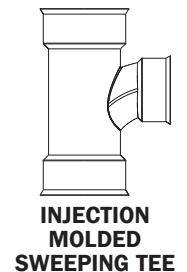
45° ELBOW, BELL/BELL

SIZE	PRODUCT CODE
4" (100mm)	0494WT
6" (150mm)	0694WT
8" (200mm)	0894WT
10" (250mm)	1094WT
12" (300mm)	1294WT



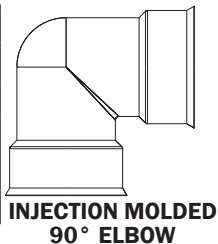
SWEEPING TEE

SIZE	PRODUCT CODE
8" x 4" (200 x 100mm)	0863WT
8" x 6" (200 x 150mm)	0836WT
10" x 6" (250 x 150mm)	1036WT
12" x 6" (300 x 150mm)	1236WT




90° ELBOW, BELL/BELL

SIZE	PRODUCT CODE
4" (100mm)	0499WT
6" (150mm)	0699WT
8" (200mm)	0899WT
10" (250mm)	1099WT
12" (300mm)	1299WT



END CAP

SIZE	PRODUCT CODE
4" (100mm)	0432WT
6" (150mm)	0632WT

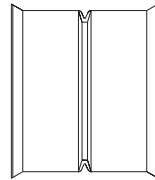


INJECTION MOLDED FITTINGS

WATERTIGHT FITTINGS

COUPLER, BELL/BELL

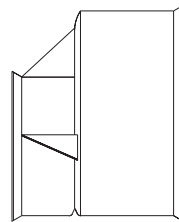
SIZE	PRODUCT CODE
4" (100mm)	0413WT
6" (150mm)	0613WT
8" (200mm)	0813WT
10" (250mm)	1013WT



INJECTION MOLDED BELL/BELL COUPLER

REDUCING COUPLER, BELL/BELL

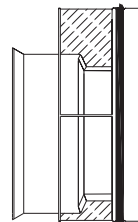
SIZE	PRODUCT CODE
6" x 4" (150 x 100mm)	0614WT
8" x 4" (200 x 100mm)	0814WT
8" x 6" (200 x 150mm)	0816WT
10" x 8" (250 x 200mm)	1018WT
12" x 8" (300 x 200mm)	1218WT
12" x 10" (300 x 250mm)	1210WT



INJECTION MOLDED REDUCING BELL/BELL COUPLER

REDUCING COUPLER, BELL/SPIGOT

SIZE	PRODUCT CODE
6" x 4" (150 x 100mm)	0674WT
8" x 4" (200 x 100mm)	0874WT
8" x 6" (200 x 150mm)	0876WT



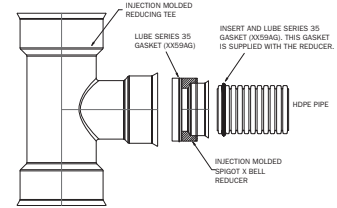
INJECTION MOLDED BELL SPIGOT REDUCER

INJECTION MOLDED REDUCING FITTING KITS

N-12[®] ST & N-12[®] WT

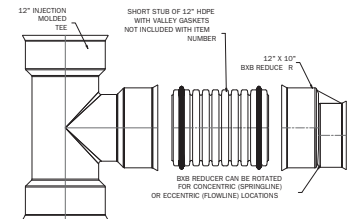
TEE

SIZE	CONSISTS OF		N-12 ST BELL-AND-SPIGOT
	TEE	REDUCER	
10" x 4" (250mm x 100mm)	1062ST 10" x 8"	+ 0874WT 8" x 4"	1060ST
12" x 10" (300mm x 250mm)	1264ST 12"	+ 1210WT 12" x 10"	1263ST ^{1,2}



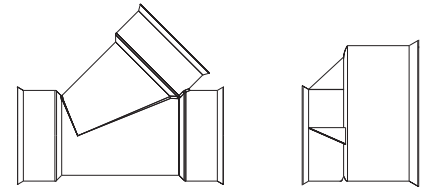
TEE

SIZE	CONSISTS OF		N-12 WT
	TEE	REDUCER	
10" x 4" (250mm x 100mm)	1062WT 10" x 8"	+ 0874WT 8" x 4"	1060WT
12" x 4" (300mm x 100mm)	1262WT 12" x 8"	+ 0874WT 8" x 4"	1260WT
12" x 10" (300mm x 250mm)	1264WT 12"	+ 1210WT 12" x 10"	1263WT ^{1,2}



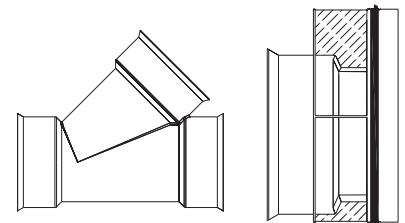
WYE

SIZE	CONSISTS OF		N-12 ST BELL-AND-SPIGOT
	WYE	REDUCER	
12" x 10" (300mm x 250mm)	1284ST 12"	+ 1210WT 12" x 10"	1283ST ³



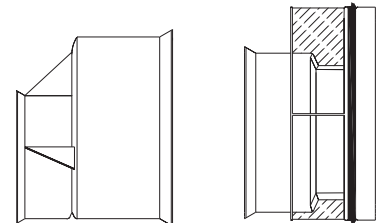
WYE

SIZE	CONSISTS OF		N-12 WT
	WYE	REDUCER	
10" x 4" (250mm x 100mm)	1082WT 10" x 8"	+ 0874WT 8" x 4"	1080WT
10" x 6" (250mm x 150mm)	1082WT 10" x 8"	+ 0876WT 8" x 6"	1081WT
12" x 4" (300mm x 100mm)	1282WT 12" x 8"	+ 0874WT 8" x 4"	1280WT
12" x 10" (300mm x 250mm)	1284WT 12"	+ 1210WT 12" x 10"	1283WT ³



REDUCER

SIZE	CONSISTS OF		N-12 WT
	REDUCER	REDUCER	
10" x 4" (250mm x 100mm)	1018WT 10" x 8"	+ 0874WT 8" x 4"	1074WT
10" x 6" (250mm x 150mm)	1018WT 10" x 8"	+ 0876WT 8" x 6"	1076WT
12" x 4" (300mm x 100mm)	1218WT 12" x 8"	+ 0874WT 8" x 4"	1274WT
12" x 6" (300mm x 150mm)	1218WT 12" x 8"	+ 0876WT 8" x 6"	1276WT



¹ Additional pipe stub not shipped with item number. Order this pipe separately.

² **12" x 10" Tee:** order 1264 (WT or ST) 12" x 12" Tee, 1210WT 12" x 10" Bell/Bell Reducer, and approximately 15" of 12" diameter dual wall pipe to make the connection between the two bell ends.

³ **12" x 10" Wye:** order 1284 (WT or ST) 12" x 12" Wye, 1210WT 12" x 10" Bell/Bell Reducer, and approximately 15" of 12" diameter dual wall pipe to make the connection between the two bell ends.

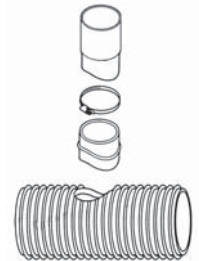
INSERTA TEE® FITTINGS

N-12 PLAIN END/N-12 ST/N-12 WT INTO SAME

DIAMETER	PRODUCT CODE
4" into 6" (100mm into 150mm)	4N126N12
4" into 8" (100mm into 200mm)	4N128N12
4" into 10" (100mm into 250mm)	4N1210N12
4" into 12" (100mm into 300mm)	4N1212N12
4" into 15" (100mm into 375mm)	4N1215N12
4" into 18" (100mm into 450mm)	4N1218N12
4" into 24" (100mm into 600mm)	4N1224N12
4" into 30" (100mm into 750mm)	4N1230N12
4" into 36" (100mm into 900mm)	4N1236N12
4" into 42" (100mm into 1050mm)	4N1242N12
4" into 48" (100mm into 1200mm)	4N1248N12
4" into 60" (100mm into 1500mm)	4N1260N12
6" into 8" (150mm into 200mm)	6N128N12
6" into 10" (150mm into 250mm)	6N1210N12
6" into 12" (150mm into 300mm)	6N1212N12
6" into 15" (150mm into 375mm)	6N1215N12
6" into 18" (150mm into 450mm)	6N1218N12
6" into 24" (150mm into 600mm)	6N1224N12
6" into 30" (150mm into 750mm)	6N1230N12
6" into 36" (150mm into 900mm)	6N1236N12
6" into 42" (150mm into 1050mm)	6N1242N12
6" into 48" (150mm into 1200mm)	6N1248N12
6" into 60" (150mm into 1500mm)	6N1260N12
8" into 10" (200mm into 250mm)	8N1210N12
8" into 12" (200mm into 300mm)	8N1212N12
8" into 15" (200mm into 375mm)	8N1215N12
8" into 18" (200mm into 450mm)	8N1218N12
8" into 24" (200mm into 600mm)	8N1224N12
8" into 30" (200mm into 750mm)	8N1230N12
8" into 36" (200mm into 900mm)	8N1236N12
8" into 42" (200mm into 1050mm)	8N1242N12
8" into 48" (200mm into 1200mm)	8N1248N12
8" into 60" (200mm into 1500mm)	8N1260N12

N-12 PLAIN END/N-12 ST/N-12 WT INTO SAME

DIAMETER	PRODUCT CODE
10" into 12" (250mm into 300mm)	10N1212N12
10" into 15" (250mm into 375mm)	10N1215N12
10" into 18" (250mm into 450mm)	10N1218N12
10" into 24" (250mm into 600mm)	10N1224N12
10" into 30" (250mm into 750mm)	10N1230N12
10" into 36" (250mm into 900mm)	10N1236N12
10" into 42" (250mm into 1050mm)	10N1242N12
10" into 48" (250mm into 1200mm)	10N1248N12
10" into 60" (250mm into 1500mm)	10N1260N12
12" into 15" (300mm into 375mm)	12N1215N12
12" into 18" (300mm into 450mm)	12N1218N12
12" into 24" (300mm into 600mm)	12N1224N12
12" into 30" (300mm into 750mm)	12N1230N12
12" into 36" (300mm into 900mm)	12N1236N12
12" into 42" (300mm into 1050mm)	12N1242N12
12" into 48" (300mm into 1200mm)	12N1248N12
12" into 60" (300mm into 1500mm)	12N1260N12
15" into 18" (375mm into 450mm)	15N1218N12
15" into 24" (375mm into 600mm)	15N1224N12
15" into 30" (375mm into 750mm)	15N1230N12
15" into 36" (375mm into 900mm)	15N1236N12
15" into 42" (375mm into 1050mm)	15N1242N12
15" into 48" (375mm into 1200mm)	15N1248N12
15" into 60" (375mm into 1500mm)	15N1260N12
18" into 24" (375mm into 600mm)	18N1224N12
18" into 30" (375mm into 600mm)	18N1230N12
18" into 36" (375mm into 600mm)	18N1236N12
18" into 42" (375mm into 600mm)	18N1242N12
18" into 48" (375mm into 600mm)	18N1248N12
18" into 60" (375mm into 600mm)	18N1260N12



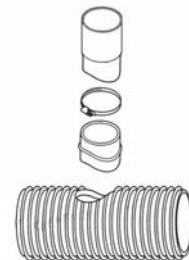
INSERTA TEE® FITTINGS

SDR35 INTO N-12 PLAIN END/N-12 ST/N-12 WT

DIAMETER	PRODUCT CODE
4" SDR35 into 6" (100mm into 150mm)	4P26FB6N12
4" SDR35 into 8" (100mm into 200mm)	4P26FB8N12
4" SDR35 into 10" (100mm into 250mm)	4P26FB10N12
4" SDR35 into 12" (100mm into 300mm)	4P26FB12N12
4" SDR35 into 15" (100mm into 375mm)	4P26FB15N12
4" SDR35 into 18" (100mm into 450mm)	4P26FB18N12
4" SDR35 into 24" (100mm into 600mm)	4P26FB24N12
4" SDR35 into 30" (100mm into 750mm)	4P26FB30N12
4" SDR35 into 36" (100mm into 900mm)	4P26FB36N12
4" SDR35 into 42" (100mm into 1050mm)	4P26FB42N12
4" SDR35 into 48" (100mm into 1200mm)	4P26FB48N12
4" SDR35 into 60" (100mm into 1500mm)	4P26FB60N12
6" SDR35 into 8" (150mm into 200mm)	6P26FB8N12
6" SDR35 into 10" (150mm into 250mm)	6P26FB10N12
6" SDR25 into 12" (150mm into 300mm)	6P26FB12N12
6" SDR35 into 15" (150mm into 375mm)	6P26FB15N12
6" SDR35 into 18" (150mm into 450mm)	6P26FB18N12
6" SDR35 into 24" (150mm into 600mm)	6P26FB24N12
6" SDR35 into 30" (150mm into 750mm)	6P26FB30N12
6" SDR35 into 36" (150mm into 900mm)	6P26FB36N12
6" SDR35 into 42" (150mm into 1050mm)	6P26FB42N12
6" SDR35 into 48" (150mm into 1200mm)	6P26FB48N12
6" SDR35 into 60" (150mm into 1500mm)	6P26FB60N12
8" SDR35 into 10" (200mm into 250mm)	8P3510N12
8" SDR25 into 12" (200mm into 300mm)	8P3512N12
8" SDR35 into 15" (200mm into 375mm)	8P3515N12
8" SDR35 into 18" (200mm into 450mm)	8P3518N12
8" SDR35 into 24" (200mm into 600mm)	8P3524N12
8" SDR35 into 30" (200mm into 750mm)	8P3530N12
8" SDR35 into 36" (200mm into 900mm)	8P3536N12
8" SDR35 into 42" (200mm into 1050mm)	8P3542N12
8" SDR35 into 48" (200mm into 1200mm)	8P3548N12
8" SDR35 into 60" (200mm into 1500mm)	8P3560N12

SDR35 INTO N-12 PLAIN END/N-12 ST/N-12 WT

DIAMETER	PRODUCT CODE
10" SDR35 into 12" (250mm into 300mm)	10P3512N12
10" SDR35 into 15" (250mm into 375mm)	10P3515N12
10" SDR35 into 18" (250mm into 450mm)	10P3518N12
10" SDR35 into 24" (250mm into 600mm)	10P3524N12
10" SDR35 into 30" (250mm into 750mm)	10P3530N12
10" SDR35 into 36" (250mm into 900mm)	10P3536N12
10" SDR35 into 42" (250mm into 1050mm)	10P3542N12
10" SDR35 into 48" (250mm into 1200mm)	10P3548N12
10" SDR35 into 60" (250mm into 1500mm)	12P3560N12
12" SDR35 into 15" (300mm into 375mm)	12P3515N12
12" SDR35 into 18" (300mm into 450mm)	12P3518N12
12" SDR35 into 24" (300mm into 600mm)	12P3524N12
12" SDR35 into 30" (300mm into 750mm)	12P3530N12
12" SDR35 into 36" (300mm into 900mm)	12P3536N12
12" SDR35 into 42" (300mm into 1050mm)	12P3542N12
12" SDR35 into 48" (300mm into 1200mm)	12P3548N12
12" SDR35 into 60" (300mm into 1500mm)	12P3560N12
15" SDR35 into 18" (375mm into 450mm)	15P3518N12
15" SDR35 into 24" (375mm into 600mm)	15P3524N12
15" SDR35 into 30" (375mm into 750mm)	15P3530N12
15" SDR35 into 36" (375mm into 900mm)	15P3536N12
15" SDR35 into 42" (375mm into 1050mm)	15P3542N12
15" SDR35 into 48" (375mm into 1200mm)	15P3548N12
15" SDR35 into 60" (375mm into 1500mm)	15P3560N12
18" SDR35 into 24" (450mm into 600mm)	18P3524N12
18" SDR35 into 30" (450mm into 750mm)	18P3530N12
18" SDR35 into 36" (450mm into 900mm)	18P3536N12
18" SDR35 into 42" (450mm into 1050mm)	18P3542N12
18" SDR35 into 48" (450mm into 1200mm)	18P3548N12
18" SDR35 into 60" (450mm into 1500mm)	18P3560N12



HOLE SAWS

INSERTA TEE®

YELLOW SERIES (BIMETAL)

SIZE	PRODUCT CODE	PILOT DRILL	WEIGHT
4½"	Y412	¼"	2 pounds
6½"	Y612	¼"	3 pounds
8¾"	Y834	¼"	5 pounds

SILVER SERIES (USE WITH HEAVY DUTY ½" DRILL MOTOR)

SIZE	PRODUCT CODE	PILOT DRILL	WEIGHT
4½"	S412	10mm	4 pounds
6½"	S612	10mm	7½ pounds
8¾"	S834	10mm	12½ pounds

RED SERIES (HEAT TREATED TEETH)

SIZE	PRODUCT CODE	PILOT DRILL	WEIGHT
4½"	R412	⅜"	2½ pounds
6½"	R612	⅜"	3½ pounds
8¾"	R834	⅜"	5½ pounds
10⅞"	R1078	12mm	8½ pounds
12⅞"	R1278	12mm	12½ pounds
15 ¹³ / ₁₆ "	R151316	12mm	18 pounds
19 ³ / ₁₆ "	R19316	12mm	25 pounds

GOLD SERIES (USE WITH HEAVY DUTY ½" DRILL MOTOR)

SIZE	PRODUCT CODE	PILOT DRILL	WEIGHT
4½"	GA412	¾"	12 pounds
6½"	GA612	¾"	18 pounds
8¾"	GA834	¾"	24 pounds
10⅞"	GA1078	¾"	33 pounds

BLUE SERIES (CARBON STEEL)

SIZE	PRODUCT CODE	PILOT DRILL	WEIGHT
4½"	BL412	⅜"	2½ pounds
6½"	BL612	⅜"	3½ pounds
8¾"	BL834	⅜"	5½ pounds

GOLD SERIES (USE WITH CORING MACHINE)

SIZE	PRODUCT CODE	PILOT DRILL	WEIGHT
4½"	G412	¾"	9 pounds
6½"	G612	¾"	15 pounds
8¾"	G834	¾"	21 pounds
10⅞"	G1078	¾"	30 pounds
12⅞"	G1278	¾"	41 pounds
15 ¹³ / ₁₆ "	G151316	¾"	59 pounds
19 ³ / ₁₆ "	G19316	¾"	60 pounds

GREY SERIES (CARBIDE TIPPED)

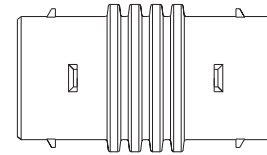
SIZE	PRODUCT CODE	PILOT DRILL	WEIGHT
4½"	PE412	½"	6 pounds
6½"	PE612	½"	8¾ pounds

COUPLERS

INTERNAL SNAP, EXTERNAL SNAP & SPLIT BAND

INTERNAL COUPLERS

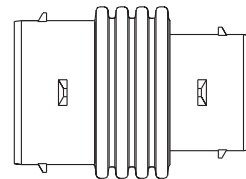
DIAMETER	PACKAGE QUANTITY	PRODUCT CODE
3" (75mm)	50	0315AA
4" (100mm)	16	0417AA
4" (100mm) Ag	12	0416AA
5" (125mm)	12	0515AA
6" (150mm)	9	0615AA
8" (200mm)	4	0815AA
10" (250mm)	4	1015AA



INTERNAL COUPLER

INTERNAL REDUCING COUPLERS

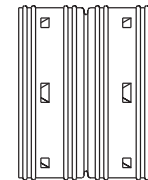
SIZE	PACKAGE QUANTITY	PRODUCT CODE
5" x 4" (125 x 100mm)	16	0425AA
6" x 5" (150 x 125mm)	9	0526AA



INTERNAL REDUCING COUPLER

EXTERNAL SNAP COUPLERS

DIAMETER	PACKAGE QUANTITY	PRODUCT CODE
3" (75mm)	24	0312AA
4" (100mm)	24	0412AA
		0412AABM
5" (125mm)	24	0512AA
6" (150mm)	8	0612AA
8" (200mm)	6	0812AA
10" (250mm)	3	1012AA



EXTERNAL SNAP COUPLER

SPLIT COUPLERS

DIAMETER	PACKAGE QUANTITY	PRODUCT CODE
3" (75mm)	36	0311AA
4" (100mm)	24	0411AA
5" (125mm)	24	0511AA
6" (150mm)	14	0611AA
8" (200mm)	8	0811AA
10" (250mm)	12	1011AA
12" (300mm)	12	1211AA



SPLIT COUPLER

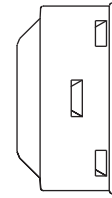
FOR MAR-MAC® COUPLERS PLEASE REFER TO PAGE 28.

END CAPS & END PLUGS

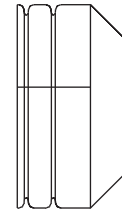
SNAP END CAPS*

DIAMETER	PACKAGE QUANTITY		TYPE	PRODUCT CODE	
	SNAP	SPLIT		SNAP	SPLIT
3" (75mm)	30		Perf	0335AA	
3" (75mm)	30	32	Solid	0332AA	0331AA
4" (100mm)	30		Perf	0435AA	
4" (100mm)	40	34	Solid	0432AA	0431AA
5" (125mm)		24	Solid		0531AA
6" (150mm)		12	Solid		0631AAHAN
8" (200mm)	6		Solid	0832AA	
10" (250mm)	6		Solid	1032AA	
12" (300mm)		4	Solid		1267AA
15" (375mm)		1	Solid		1567AA
18" (450mm)		1	Solid		1867AA
24" (600mm)		1	Solid		2467AA

*END CAPS ARE FOR HORIZONTAL APPLICATIONS ONLY. END CAPS ARE NOT PERMITTED TO BE USED IN ANY VERTICAL APPLICATIONS. MISUSE OR FAILURE TO PROPERLY SECURE END CAPS MAY RESULT IN DAMAGE TO PERSONS OR PROPERTY OR MAY RESULT IN INJURY OR DEATH.



SNAP END CAP



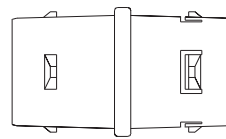
SPLIT END CAP 3"-10"



SPLIT END CAP 12"-24"

INTERNAL SNAP PLUGS


DIAMETER	PACKAGE QUANTITY	PRODUCT CODE
3" (75mm)	16	0332AAIN
4" (100mm)	34	0433AAHAN
5" (125mm)	24	0533AAHAN
6" (150mm)	50	0633AAHAN



INTERNAL SNAP PLUG

INTERNAL END PLUGS

DIAMETER	PACKAGE QUANTITY	TYPE	PRODUCT CODE
3" (75mm)	100	Solid	0333AA
4" (100mm)	100	Solid	0433AA
		Perforated	0434AA
5" (125mm)	100	Solid	0533AA
6" (150mm)	50	Solid	0633AA

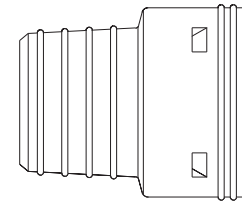


INTERNAL END PLUG - SOLID AND PERFORATED

ADAPTERS & DOWNSPOUT ADAPTERS

ADAPTERS

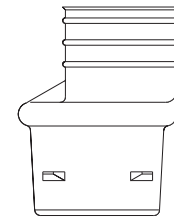
DIAMETER	PACKAGE QUANTITY	TYPE	PRODUCT CODE
3" (75mm)	24	Clay	0362AA
4" (100mm)	24	Clay	0462AA
5" (125mm)	24	Clay	0562AA
6" (150mm)	11	Clay	0662AAHAN
8" (200mm)	9	Clay	0862AA
4" (100mm)	24	Sewer & Drain	0467AA
4" (100mm)	24	Septic Tank	0463AA



ADAPTER

DOWNSPOUT ADAPTERS

SIZE	PACKAGE QUANTITY	PRODUCT CODE
Downspout Dimensions x Pipe Diameter		
3" x 2.25" x 2.5" (75mm x 56mm x 62.5mm)	24	0364AA
4" x 3.25" x 2.5" (100mm x 81mm x 62.5mm)	24	0464AA
4" x 4.25" x 3" (100mm x 106mm x 75mm)	20	0465AA
4" x 2.56" x 2.56" (100mm x 63mm x 63mm)	24	0466AA
6" x 4" x 6" (150mm x 100mm x 150mm)	1	0664AA
6" x 4" x 6" (150mm x 100mm x 150mm)	1	0664AC*



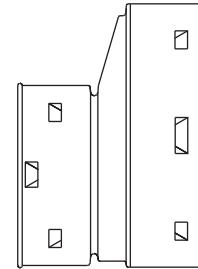
DOWNSPOUT ADAPTER

*PVC

REDUCERS & ELBOWS

REDUCERS*

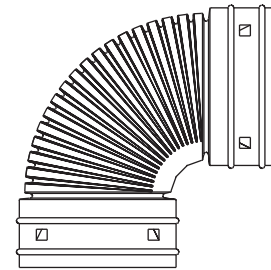
SIZE (Main x Stub)	PACKAGE QUANTITY	PRODUCT CODE
4" x 3" (100mm x 75mm)	24	0314AA
5" x 4" (125mm x 100mm)	20	0514AA
5" x 4" (125mm x 100mm)	20	0514AAHAN
6" x 4" (150mm x 100mm)	9	0614AAHAN
6" x 5" (150mm x 125mm)	9	0516AAHAN
8" x 6" (200mm x 150mm)	9	0816AAHAN
10" x 8" (250mm x 200mm)	6	1018AA
12" x 10" (300mm x 250mm)	1	1210AA



SNAP REDUCING COUPLER

90 DEGREE SNAP ELBOWS

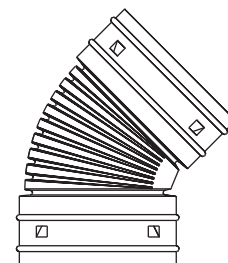
SIZE	PACKAGE QUANTITY	PRODUCT CODE
3" (75mm)	12	0390AA
4" (100mm)	10	0490AA



90° SNAP ELBOW

45 DEGREE SNAP ELBOWS

SIZE	PACKAGE QUANTITY	PRODUCT CODE
4" (100mm)	15	0445AA



45° SNAP ELBOW

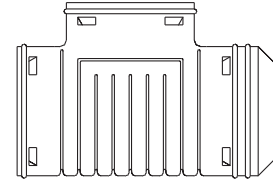
*COUPLERS SOLD SEPARATELY

TEES

BLIND, SNAP, REDUCING & BLIND MULTIPLE

BLIND TEES

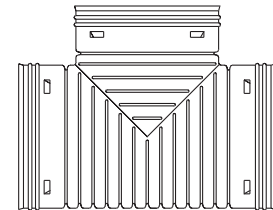
SIZE	PACKAGE QUANTITY	PRODUCT CODE
3" (75mm)	12	0341AA
4" (100mm)	8	0441AA
5" (125mm)	4	0541AA
6" (150mm)	3	0641AA
8" (200mm)	1	0841AA
10" (250mm)	1	1041AA



BLIND TEE

SNAP TEES

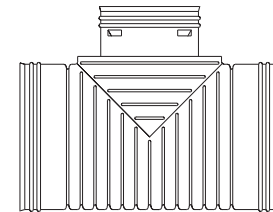
SIZE	PACKAGE QUANTITY	PRODUCT CODE
3" (75mm)	12	0321AA
4" (100mm)	8	0421AA
5" (125mm)	4	0525AA
6" (150mm)	3	0626AA



SNAP TEE

REDUCING TEES

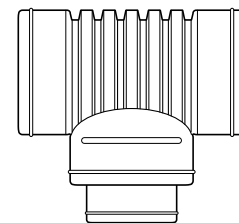
SIZE	PACKAGE QUANTITY	PRODUCT CODE
(Main x Stub)		
5" x 3" (125mm x 75mm) Red. Tee	4	0523AA
5" x 4" (125mm x 100mm) Red. Tee	4	0524AA
6" x 5" (150mm x 125mm) Red. Tee	3	0625AA



REDUCING TEE

BLIND MULTIPLE TEES

SIZE	PACKAGE QUANTITY	PRODUCT CODE
(Main x Stub)		
8" x 8"/6"/4" (200mm/150mm/100mm)	1	0845AA
10" x 10"/8" (250mm/200mm)	1	1045AA
12" x 12"/10" (300mm/250mm)	1	1247AA
15" x 10" (375mm/250mm)	1	1547AA
18" x 12" (450mm/300mm)	1	1847AA



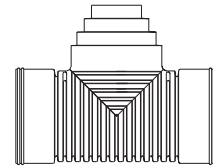
BLIND MULTIPLE TEE

TEES

MULTIPLE, MULTIPLE CROSS & INTERNAL TAP

MULTIPLE TEES

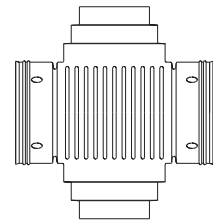
SIZE	PACKAGE QUANTITY	PRODUCT CODE
(Main x Stub)		
5" x 5" x 5"/4" (125mm x 125 x 125/100mm)	4	0524AAHAN
6" x 3"/4"/5"/6" (150mm x 75/100/125/150mm)	3	0644AA
8" x 4"/5"/6"/8" (200mm x 100/125/150/200mm)	1	0844AA
8" x 6"/4" (200mm x 150/100mm)	1	0844AAHAN
10" x 6"/8"/10" (250mm x 150/200/250mm)	1	1044AA



MULTIPLE TEE

MULTIPLE CROSS TEES

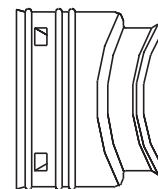
SIZE	PACKAGE QUANTITY	PRODUCT CODE
6" (150mm)	3	0654AA



MULTIPLE CROSS TEE

INTERNAL TAP TEES

SIZE	PACKAGE QUANTITY	PRODUCT CODE
3" x 6"/8" (75mm x 150mm/200mm)	24	0350AA
4" x 6"/8" (100mm x 150mm/200mm)	24	0450AA
4" x 6"/8" (100mm x 150mm/200mm)	24	0460AA
4" x 10"/12" (100mm x 250mm/300mm)	24	0410AA
4" x 10"/12" (100mm x 250mm/300mm)	24	0420AA

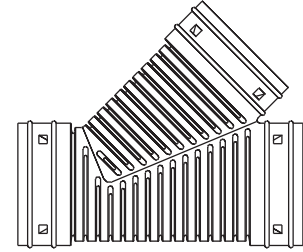


TAP TEE

WYES, GRAVELLESS ACCESSORIES & TURF FLOW® FITTINGS

WYES

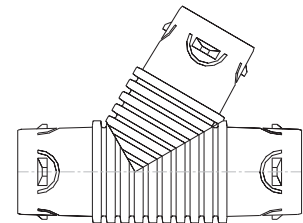
SIZE (Size on Size)	PACKAGE QUANTITY	PRODUCT CODE
3" (75mm)	7	0322AA
4" (100mm)	5	0422AA
5" (125mm)	4	0522AA
6" (150mm)	2	0622AA
8" (200mm)	1	0822AA



WYE

INTERNAL WYES

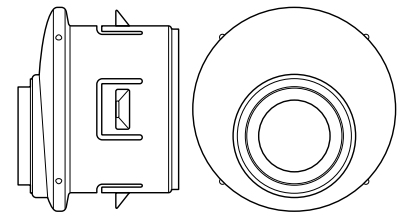
SIZE (Size on Size)	PACKAGE QUANTITY	PRODUCT CODE
3" (75mm)	12	0322AAIN



INTERNAL WYE

GRAVELLESS ACCESSORIES

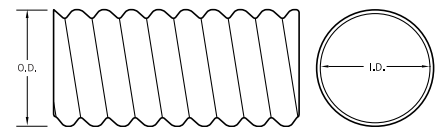
PRODUCT DESCRIPTION	STYLE	PRODUCT CODE
8" x 4" offset adapter (200mm x 100mm)	with grommet	0840AAGF
8" x 4" offset adapter (200mm x 100mm)	without grommet	0839AA
10" x 4" offset adapter (250mm x 100mm)	with grommet	1040AAGF
10" x 4" offset adapter (250mm x 100mm)	without grommet	1039AA



OFFSET ADAPTER

2" TURF FLOW FITTINGS

FITTINGS	PACKAGE QUANTITY	PRODUCT CODE
Coupler	50	0212AA
End cap	50	0232AA
Blind tee/elbow	50	0241AA
Reducer	25	0214AA
Tee	50	0221AA



TURF FLOW COUPLER

4" TRIPLE WALL FITTINGS

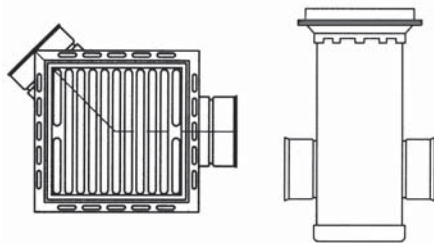
PRODUCT DESCRIPTION	PACKAGE QUANTITY	PRODUCT CODE
4" Coupling	40	0471TW
4" 22.5° Elbow	30	0492TW
4" 45° Elbow	50	0494TW
4" 90° Elbow	35	0499TW
4" Tee	25	0460TW
4" Drain Gate	40	0433TW
4" End Cap	80	0432TW
4" Downspout Adapter	60	0482TW
4" Wye	22	0480TW

ROAD/HWY STRUCTURES

ROAD/HWY STRUCTURES

STRUCTURE	GRATE DIMENSIONS	PRODUCT CODE
12" (300mm)	2' x 2' (610mm x 610mm)	3212AGS
15" (375mm)	2' x 2' (610mm x 610mm)	3215AGS
18" (450mm)	2' x 2' (610mm x 610mm)	3218AGS
18" (450mm)	2' x 3' (610mm x 914mm)	3218AGR
24" (600mm)	2' x 2' (610mm x 610mm)	3224AGS
24" (600mm)	2' x 3' (610mm x 914mm)	3224AGR
30" (750mm)	2' x 2' (610mm x 610mm)	3230AGS
30" (750mm)	2' x 3' (610mm x 914mm)	3230AGR

Road & Highway Structures are custom manufactured for each project. 5-10 day lead times are required for product delivery.



STEEL BAR GRATES AND FRAME

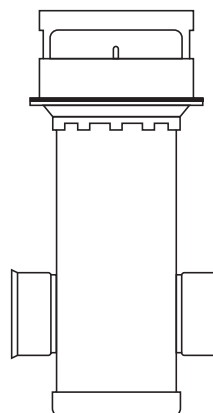
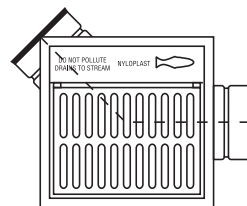
STRUCTURE	GRATE DIMENSIONS	PRODUCT CODE
12" (300mm)	2' x 2' (610mm x 610mm)	3212CGSQFSB
15" (375mm)	2' x 2' (610mm x 610mm)	3215CGSQFSB
18" (450mm)	2' x 2' (610mm x 610mm)	3218CGSQFSB
18" (450mm)	2' x 3' (610mm x 914mm)	3218CGRFSB
24" (600mm)	2' x 2' (610mm x 610mm)	3224CGSQFSB
24" (600mm)	2' x 3' (610mm x 914mm)	3224CGRFSB
30" (750mm)	2' x 2' (610mm x 610mm)	3230CGSQFSB
30" (750mm)	2' x 3' (610mm x 914mm)	3230CGRFSB

CURB INLET STRUCTURES

CURB INLET STRUCTURES

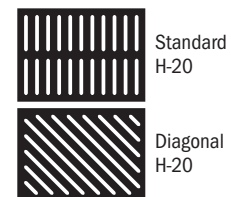
STRUCTURE	GRATE DIMENSIONS	PRODUCT CODE
12" (300mm)	2' x 2' (610mm x 610mm)	3012AGS
15" (375mm)	2' x 2' (610mm x 610mm)	3015AGS
18" (450mm)	2' x 2' (610mm x 610mm)	3018AGS
18" (450mm)	2' x 3' (610mm x 914mm)	3018AGR
24" (600mm)	2' x 2' (610mm x 610mm)	3024AGS
24" (600mm)	2' x 3' (610mm x 914mm)	3024AGR
30" (750mm)	2' x 2' (610mm x 610mm)	3030AGS
30" (750mm)	2' x 3' (610mm x 914mm)	3030AGR

Curb Inlet Structures are custom manufactured for each project. 5-10 day lead times are required for product delivery.

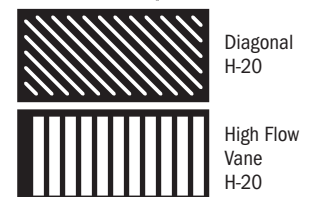


Grate Options

2' x 2' Grate Options



2' x 3' Grate Options

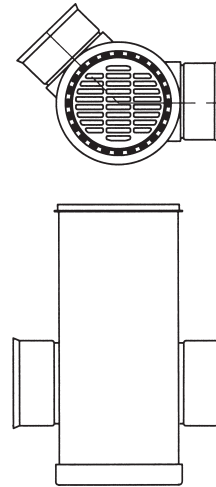


DRAIN BASINS

DRAIN BASINS*

STRUCTURE	STUB DIMENSIONS	PRODUCT CODE
8" (200mm)	4" (100mm) thru 8" (200mm)	2808AG
10" (250mm)	4" (100mm) thru 10" (250mm)	2810AG
12" (300mm)	4" (100mm) thru 12" (300mm)	2812AG
15" (375mm)	4" (100mm) thru 15" (375mm)	2815AG
18" (450mm)	4" (100mm) thru 18" (450mm)	2818AG
24" (600mm)	4" (100mm) thru 24" (600mm)	2824AG
30" (750mm)	4" (100mm) thru 30" (750mm)	2830AG

*Drain Basin Structures are custom manufactured for each project. 5-10 day lead times are required for product delivery.

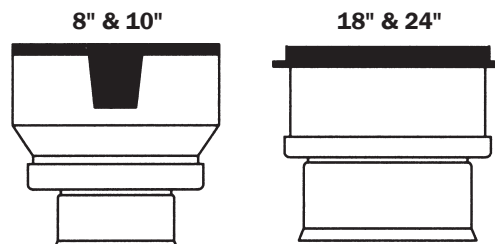


INLINE DRAINS

INLINE DRAINS

DRAIN BASIN	ADAPTS TO PIPE DIAMETER	PRODUCT CODE
8" (200mm)	4" (100mm), 6" (150mm), 8" (200mm)	2708AG
10" (250mm)	4" (100mm), 6" (150mm), 8" (200mm), 10" (250mm)	2710AG
12" (300mm)	4" (100mm), 6" (150mm), 8" (200mm), 10" (250mm), 12" (300mm)	2712AG
15" (375mm)	4" (100mm), 6" (150mm), 8" (200mm), 10" (250mm), 12" (300mm), 15" (375mm)	2715AG
18" (450mm)	4" (100mm), 6" (150mm), 8" (200mm), 10" (250mm), 12" (300mm), 15" (375mm), 18" (450mm)	2718AG
24" (600mm)	4" (100mm), 6" (150mm), 8" (200mm), 10" (250mm), 12" (300mm), 15" (375mm), 18" (450mm), 24" (600mm)	2724AG
30" (750mm)	4" (100mm), 6" (150mm), 8" (200mm), 10" (250mm), 12" (300mm), 15" (375mm), 18" (450mm), 24" (600mm), 30" (750mm)	2730AG

3-7 day lead times are required for product delivery.

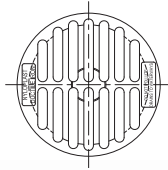


GRATE OPTIONS FOR DRAIN BASIN & INLINE DRAINS



Dome Light-Duty

8" (200mm) - 0899CGD
10" (250mm) - 1099CGD



Standard H-20

18" (450mm) - 1899CGS

(Locking option is available for most grates)



Standard Light-Duty

8" (200mm) - 0899CGS
10" (250mm) - 1099CGS



Solid H-20

18" (450mm) - 1899CGS
24" (600mm) - 2499CGS

Light-Duty Bronze

8" (200mm) - 0899CGB
10" (250mm) - 1099CGB



Pedestrian H-10

18" (450mm) - 1899CGP



Solid Light-Duty

8" (200mm) - 0899CGC
10" (250mm) - 1099CGC



Standard H-20

12" (300mm) - 1299CGS
15" (375mm) - 1599CGS
Hinged Design



Standard H-20

24" (600mm) - 2499CGS



Pedestrian H-10

12" (300mm) - 1299CGP
15" (375mm) - 1599CGP
Hinged Design



Pedestrian H-10

24" (600mm) - 2499CGP




Bronze Pedestrian Light-Duty

12" (300mm) - 1299CGPB
15" (375mm) - 1599CGPB



Standard H-20

30" (750mm) - 3099CGS




Solid H-20

12" (300mm) - 1299CGC
15" (375mm) - 1599CGC
Hinged Design



Solid H-20

30" (750mm) - 3099CGC



Pedestrian H-20

30" (750mm) - 3099CGP

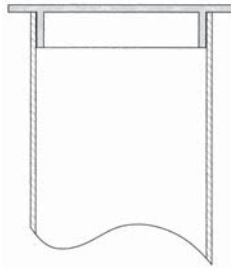
DROP-IN GRATES

DROP-IN GRATES

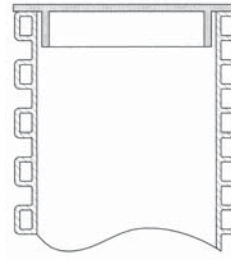
SIZE	PRODUCT CODE
6" (150mm)	0601DI
8" (200mm)	0801DI
10" (250mm)	1001DI
12" (300mm)	1201DI
15" (375mm)	1501DI
18" (450mm)	1801DI
24" (600mm)	2401DI



**Fits inside Sewer SDR 35
Pipe and IPS SCH 40 Pipe**



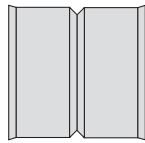
Fits inside N-12 Dual Wall Pipe



COUPLINGS & ADAPTERS

DUAL WALL CORRUGATED COUPLING

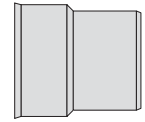
SIZE	PRODUCT CODE
10" (250mm)	1071AG
12" (300mm)	1271AG
15" (375mm)	1571AG
18" (450mm)	1871AG
24" (600mm)	2471AG



CORRUGATED COUPLING

DUAL WALL CORRUGATED ADAPTER WITH SDR 35 SPIGOT


SIZE	PRODUCT CODE
4" (100mm)	0468AG
6" (150mm)	0668AG
8" (200mm)	0868AG
10" (250mm)	1068AG
12" (300mm)	1268AG
15" (375mm)	1568AG
18" (450mm)	1868AG
24" (600mm)	2468AG



ADAPTER WITH SDR 35 SPIGOT

REPAIR COUPLING

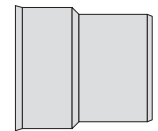
SIZE	PRODUCT CODE
4" (100mm)	0475AG
6" (150mm)	0675AG
8" (200mm)	0875AG
10" (250mm)	1075AG
12" (300mm)	1275AG
15" (375mm)	1575AG
18" (450mm)	1875AG
24" (600mm)	2475AG



PVC REPAIR SLEEVE

DUAL WALL CORRUGATED ADAPTER WITH SCHEDULE 40 SPIGOT

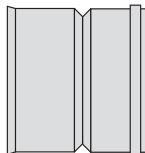
SIZE	PRODUCT CODE
4" (100mm)	0478AG
6" (150mm)	0678AG
8" (200mm)	0878AG
10" (250mm)	1078AG
12" (300mm)	1278AG
15" (375mm)	1578AG
18" (450mm)	1878AG
24" (600mm)	2478AG



ADAPTER WITH SCH 40 SPIGOT

DUAL WALL CORRUGATED ADAPTER WITH SDR 35 BELL

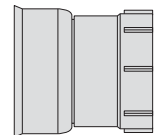
SIZE	PRODUCT CODE
4" (100mm)	0469AG
6" (150mm)	0669AG
8" (200mm)	0869AG
10" (250mm)	1069AG
12" (300mm)	1269AG
15" (375mm)	1569AG
18" (450mm)	1869AG
24" (600mm)	2469AG



ADAPTER WITH SDR 35 BELL

CLEAN OUT PLUGS

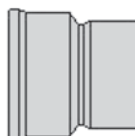
SIZE	PRODUCT CODE
4" (100mm)	0474AG
6" (150mm)	0674AG
8" (200mm)	0874AG



CLEAN OUT PLUG

DUAL WALL CORRUGATED ADAPTER WITH SCHEDULE 40 BELL

SIZE	PRODUCT CODE
4" (100mm)	0479AG
6" (150mm)	0679AG
8" (200mm)	0879AG
10" (250mm)	1079AG
12" (300mm)	1279AG
15" (375mm)	1579AG
18" (450mm)	1879AG
24" (600mm)	2479AG

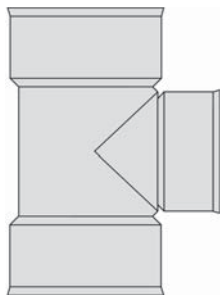


ADAPTER WITH SCH 40 BELL

TEES

DUAL WALL CORRUGATED TEE WITH BRANCH

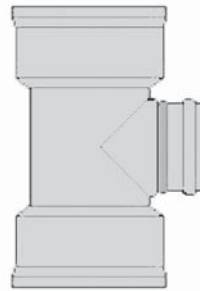
SIZE	PRODUCT CODE
10" (250mm) x 4" (100mm)	1081AG
10" (250mm) x 6" (150mm)	1082AG
10" (250mm) x 8" (200mm)	1083AG
10" (250mm) x 10" (250mm)	1084AG
12" (300mm) x 4" (100mm)	1281AG
12" (300mm) x 6" (150mm)	1282AG
12" (300mm) x 8" (200mm)	1283AG
12" (300mm) x 10" (250mm)	1284AG
12" (300mm) x 12" (300mm)	1285AG
15" (375mm) x 4" (100mm)	1581AG
15" (375mm) x 6" (150mm)	1582AG
15" (375mm) x 8" (200mm)	1583AG
15" (375mm) x 10" (250mm)	1584AG
15" (375mm) x 12" (300mm)	1585AG
15" (375mm) x 15" (375mm)	1586AG
18" (450mm) x 4" (100mm)	1881AG
18" (450mm) x 6" (150mm)	1882AG
18" (450mm) x 8" (200mm)	1883AG
18" (450mm) x 10" (250mm)	1884AG
18" (450mm) x 12" (300mm)	1885AG
18" (450mm) x 15" (375mm)	1886AG
18" (450mm) x 18" (450mm)	1887AG
24" (600mm) x 4" (100mm)	2481AG
24" (600mm) x 6" (150mm)	2482AG
24" (600mm) x 8" (200mm)	2483AG
24" (600mm) x 10" (250mm)	2484AG
24" (600mm) x 12" (300mm)	2485AG
24" (600mm) x 15" (375mm)	2486AG
24" (600mm) x 18" (450mm)	2487AG
24" (600mm) x 24" (600mm)	2488AG



TEE WITH BRANCH

DUAL WALL CORRUGATED TEE WITH SDR 35 BRANCH

SIZE	PRODUCT CODE
10" (250mm) x 4" (100mm)	1061AG
10" (250mm) x 6" (150mm)	1062AG
10" (250mm) x 8" (200mm)	1063AG
10" (250mm) x 10" (250mm)	1064AG
12" (300mm) x 4" (100mm)	1261AG
12" (300mm) x 6" (150mm)	1262AG
12" (300mm) x 8" (200mm)	1263AG
12" (300mm) x 10" (250mm)	1264AG
12" (300mm) x 12" (300mm)	1265AG
15" (375mm) x 4" (100mm)	1561AG
15" (375mm) x 6" (150mm)	1562AG
15" (375mm) x 8" (200mm)	1563AG
15" (375mm) x 10" (250mm)	1564AG
15" (375mm) x 12" (300mm)	1565AG
15" (375mm) x 15" (375mm)	1566AG
18" (450mm) x 4" (100mm)	1861AG
18" (450mm) x 6" (150mm)	1862AG
18" (450mm) x 8" (200mm)	1863AG
18" (450mm) x 10" (250mm)	1864AG
18" (450mm) x 12" (300mm)	1865AG
18" (450mm) x 15" (375mm)	1866AG
18" (450mm) x 18" (450mm)	1867AG
24" (600mm) x 4" (100mm)	2461AG
24" (600mm) x 6" (150mm)	2462AG
24" (600mm) x 8" (200mm)	2463AG
24" (600mm) x 10" (250mm)	2464AG
24" (600mm) x 12" (300mm)	2465AG
24" (600mm) x 15" (375mm)	2466AG
24" (600mm) x 18" (450mm)	2467AG

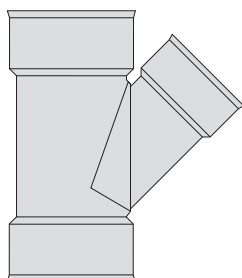


TEE WITH SDR 35 BRANCH

WYES

DUAL WALL CORRUGATED WYE WITH BRANCH

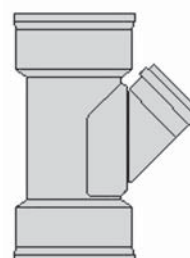
SIZE	PRODUCT CODE
10" (250mm) x 4" (100mm)	1091AG
10" (250mm) x 6" (150mm)	1092AG
10" (250mm) x 8" (200mm)	1093AG
10" (250mm) x 8" (200mm)	1094AG
12" (300mm) x 4" (100mm)	1291AG
12" (300mm) x 6" (150mm)	1292AG
12" (300mm) x 8" (200mm)	1293AG
12" (300mm) x 10" (250mm)	1294AG
12" (300mm) x 12" (300mm)	1295AG
15" (375mm) x 4" (100mm)	1591AG
15" (375mm) x 6" (150mm)	1592AG
15" (375mm) x 8" (200mm)	1593AG
15" (375mm) x 10" (250mm)	1594AG
15" (375mm) x 12" (300mm)	1595AG
15" (375mm) x 15" (375mm)	1596AG
18" (450mm) x 4" (100mm)	1891AG
18" (450mm) x 6" (150mm)	1892AG
18" (450mm) x 8" (200mm)	1893AG
18" (450mm) x 10" (250mm)	1894AG
18" (450mm) x 12" (300mm)	1895AG
18" (450mm) x 15" (375mm)	1896AG
18" (450mm) x 18" (450mm)	1897AG
24" (600mm) x 4" (100mm)	2491AG
24" (600mm) x 6" (150mm)	2492AG
24" (600mm) x 8" (200mm)	2493AG
24" (600mm) x 10" (250mm)	2494AG
24" (600mm) x 12" (300mm)	2495AG
24" (600mm) x 15" (375mm)	2496AG
24" (600mm) x 18" (450mm)	2497AG
24" (600mm) x 24" (600mm)	2498AG



WYE WITH BRANCH

DUAL WALL CORRUGATED WYE WITH SDR 35 BRANCH

SIZE	PRODUCT CODE
4" (100mm) x 4" (100mm)	0401AG
6" (150mm) x 4" (100mm)	0601AG
6" (150mm) x 6" (150mm)	0602AG
8" (200mm) x 4" (100mm)	0801AG
8" (200mm) x 6" (150mm)	0802AG
8" (200mm) x 8" (200mm)	0803AG
10" (250mm) x 4" (100mm)	1001AG
10" (250mm) x 6" (150mm)	1002AG
10" (250mm) x 8" (200mm)	1003AG
10" (250mm) x 10" (250mm)	1004AG
12" (300mm) x 4" (100mm)	1201AG
12" (300mm) x 6" (150mm)	1202AG
12" (300mm) x 8" (200mm)	1203AG
12" (300mm) x 10" (250mm)	1204AG
12" (300mm) x 12" (300mm)	1205AG
15" (375mm) x 4" (100mm)	1501AG
15" (375mm) x 6" (150mm)	1502AG
15" (375mm) x 8" (200mm)	1503AG
15" (375mm) x 10" (250mm)	1504AG
15" (375mm) x 12" (300mm)	1505AG
15" (375mm) x 15" (375mm)	1506AG
18" (450mm) x 4" (100mm)	1801AG
18" (450mm) x 6" (150mm)	1802AG
18" (450mm) x 8" (200mm)	1803AG
18" (450mm) x 10" (250mm)	1804AG
18" (450mm) x 12" (300mm)	1805AG
18" (450mm) x 15" (375mm)	1806AG
18" (450mm) x 18" (450mm)	1807AG
24" (600mm) x 4" (100mm)	2401AG
24" (600mm) x 6" (150mm)	2402AG
24" (600mm) x 8" (200mm)	2403AG
24" (600mm) x 10" (250mm)	2404AG
24" (600mm) x 12" (300mm)	2405AG
24" (600mm) x 15" (375mm)	2406AG
24" (600mm) x 18" (450mm)	2407AG
24" (600mm) x 24" (600mm)	2408AG

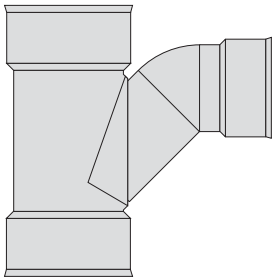


WYE WITH SDR 35 BRANCH

SWEEPING TEE & REDUCER

SWEEPING TEE

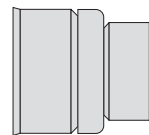
SIZE	PRODUCT CODE
4" (100mm) x 4" (100mm)	0435AG
6" (150mm) x 4" (100mm)	0635AG
6" (150mm) x 6" (150mm)	0636AG
8" (200mm) x 4" (100mm)	0835AG
8" (200mm) x 6" (150mm)	0836AG
8" (200mm) x 8" (200mm)	0837AG
10" (250mm) x 4" (100mm)	1035AG
10" (250mm) x 6" (150mm)	1036AG
10" (250mm) x 8" (200mm)	1037AG
12" (300mm) x 4" (100mm)	1235AG
12" (300mm) x 6" (150mm)	1236AG
12" (300mm) x 8" (200mm)	1237AG
15" (375mm) x 4" (100mm)	1535AG
15" (375mm) x 6" (150mm)	1536AG
15" (375mm) x 8" (200mm)	1537AG
18" (450mm) x 4" (100mm)	1835AG
18" (450mm) x 6" (150mm)	1836AG
18" (450mm) x 8" (200mm)	1837AG
24" (600mm) x 4" (100mm)	2435AG
24" (600mm) x 6" (150mm)	2436AG
24" (600mm) x 8" (200mm)	2437AG



**SWEEPING
TEE**

CONCENTRIC REDUCER

SIZE	PRODUCT CODE
6" (150mm) x 4" (100mm)	0611AG
8" (200mm) x 4" (100mm)	0811AG
8" (200mm) x 8" (200mm)	0812AG
10" (250mm) x 4" (100mm)	1011AG
10" (250mm) x 6" (150mm)	1012AG
10" (250mm) x 8" (200mm)	1013AG
12" (300mm) x 4" (100mm)	1211AG
12" (300mm) x 6" (150mm)	1212AG
12" (300mm) x 8" (200mm)	1213AG
12" (300mm) x 10" (250mm)	1214AG
15" (375mm) x 4" (100mm)	1511AG
15" (375mm) x 6" (150mm)	1512AG
15" (375mm) x 8" (200mm)	1513AG
15" (375mm) x 10" (250mm)	1514AG
15" (375mm) x 12" (300mm)	1515AG
18" (450mm) x 4" (100mm)	1811AG
18" (450mm) x 6" (150mm)	1812AG
18" (450mm) x 8" (200mm)	1813AG
18" (450mm) x 10" (250mm)	1814AG
18" (450mm) x 12" (300mm)	1815AG
18" (450mm) x 15" (375mm)	1816AG
24" (600mm) x 4" (100mm)	2411AG
24" (600mm) x 6" (150mm)	2412AG
24" (600mm) x 8" (200mm)	2413AG
24" (600mm) x 10" (250mm)	2414AG
24" (600mm) x 12" (300mm)	2415AG
24" (600mm) x 15" (375mm)	2416AG
24" (600mm) x 18" (450mm)	2417AG

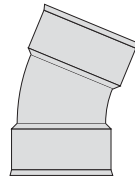


CONCENTRIC REDUCER

ELBOWS

ELBOW 22.5°

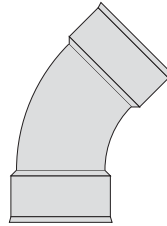
SIZE	PRODUCT CODE
4" (100mm)	0422AG
6" (150mm)	0622AG
8" (200mm)	0822AG
10" (250mm)	1022AG
12" (300mm)	1222AG
15" (375mm)	1522AG
18" (450mm)	1822AG
24" (600mm)	2422AG



ELBOW 22.5°

ELBOW 45°

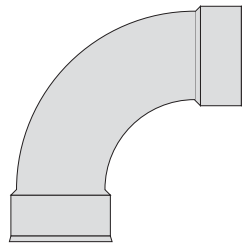
SIZE	PRODUCT CODE
10" (250mm)	1045AG
12" (300mm)	1245AG
15" (375mm)	1545AG
18" (450mm)	1845AG
24" (600mm)	2445AG



ELBOW 45°

ELBOW 90°

SIZE	PRODUCT CODE
10" (250mm)	1090AG
12" (300mm)	1290AG
15" (375mm)	1590AG
18" (450mm)	1890AG
24" (600mm)	2490AG

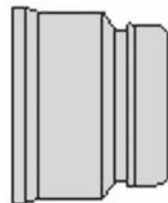


ELBOW 90°

END CAP

END CAP

SIZE	PRODUCT CODE
4" (100mm)	0432AG
6" (150mm)	0632AG
8" (200mm)	0832AG
10" (250mm)	1032AG
12" (300mm)	1232AG
15" (375mm)	1532AG
18" (450mm)	1832AG
24" (600mm)	2432AG

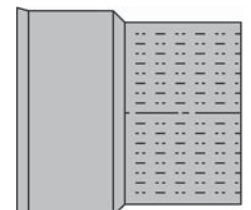


END CAP

MANHOLE ADAPTER

SANDED MANHOLE ADAPTER

SIZE	PRODUCT CODE
4" (100mm)	0477AG
6" (150mm)	0677AG
8" (200mm)	0877AG
10" (250mm)	1077AG
12" (300mm)	1277AG
15" (375mm)	1577AG
18" (450mm)	1877AG
24" (600mm)	2477AG



SANDED MANHOLE ADAPTER

CATCH BASINS

POLYETHYLENE CATCH BASINS* Custom made to order only

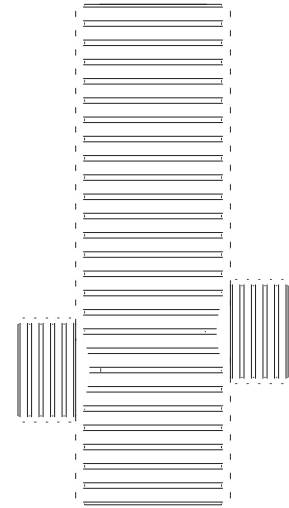
RISER DIAMETER	RISER HEIGHT	STUB** DIAMETER
12" - 36" (300mm-900mm)	2' - 8' (0.6m-2.4m)	4" - 30" (100mm-750mm)

*RISERS MUST BE PROPERLY BACKFILLED VERTICALLY PER DRAINAGE HANDBOOK - INSTALLATIONS/ VERTICAL. USE FITTING LIMITATION SHEET TO INFORM AND ENSURE PROPER INSTALLATION COMPLIANCE. 42" THROUGH 60" (1050 THROUGH 1500MM) HDPE NOT AVAILABLE FOR VERTICAL APPLICATIONS.

STUBS MUST FIT ON CIRCUMFERENCE AND HEIGHT OF RISER AND MUST NOT BE OVERLAPPING. STUBS ARE STANDARD LENGTH FOR COUPLING AND MUST BE A SMALLER DIAMETER THAN THE RISER. NO MORE THAN THREE STUBS PER STRUCTURE UNDER MOST CIRCUMSTANCES.

LIDS SHOULD BE INSTALLED PER LIGHT DUTY CATCH BASIN DETAIL AND ARE AVAILABLE THROUGH OTHER MANUFACTURERS. CATCH BASIN LIDS ARE NOT FABRICATED BY ADS/HANCOR. HDPE BOTTOM DOES NOT COME STANDARD WITH RISERS. MUST BE REQUESTED. **STUBS AVAILABLE IN N-12® (HUB), N-12® PLAIN END OR SMOOTH HDPE.

END CAPS ARE FOR HORIZONTAL APPLICATIONS ONLY. END CAPS ARE NOT PERMITTED TO BE USED IN ANY VERTICAL APPLICATIONS. MISUSE OR FAILURE TO PROPERLY SECURE END CAPS MAY RESULT IN DAMAGE TO PERSONS OR PROPERTY OR MAY RESULT IN INJURY OR DEATH.



CATCH BASIN

HP MANHOLE FOR STORM DRAINAGE* Custom made to order only

RISER DIAMETER	RISER HEIGHT	STUB** DIAMETER
48" (1200mm)	2' - 8' (0.6m-2.4m)	4" - 30" (100mm-750mm)

*RISERS MUST BE PROPERLY BACKFILLED VERTICALLY PER DRAINAGE HANDBOOK - INSTALLATIONS/ VERTICAL. USE FITTING LIMITATION SHEET TO INFORM AND ENSURE PROPER INSTALLATION COMPLIANCE.

STUBS MUST FIT ON CIRCUMFERENCE AND HEIGHT OF RISER AND MUST NOT BE OVERLAPPING. STUBS ARE STANDARD LENGTH FOR COUPLING AND MUST BE A SMALLER DIAMETER THAN THE RISER. NO MORE THAN THREE STUBS PER STRUCTURE UNDER MOST CIRCUMSTANCES.

LIDS SHOULD BE INSTALLED PER LIGHT DUTY CATCH BASIN DETAIL AND ARE AVAILABLE THROUGH OTHER MANUFACTURERS. CATCH BASIN LIDS ARE NOT FABRICATED BY ADS/HANCOR. **STUBS AVAILABLE IN N-12® HP (HUB) OR N-12® HP PLAIN END.


END CAPS ARE FOR HORIZONTAL APPLICATIONS ONLY. END CAPS ARE NOT PERMITTED TO BE USED IN ANY VERTICAL APPLICATIONS. MISUSE OR FAILURE TO PROPERLY SECURE END CAPS MAY RESULT IN DAMAGE TO PERSONS OR PROPERTY OR MAY RESULT IN INJURY OR DEATH.



HP MANHOLE FOR STORM DRAINAGE

POLYETHYLENE DRAIN GRATES

SIZE	PRODUCT CODE
12" (300mm)	1201SDG
15" (375mm)	1501SDG



DRAIN GRATE

OUTFLOW ACCESSORIES

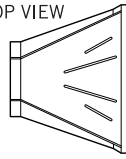
FLARED & MITERED END SECTIONS, ANIMAL GUARDS & TRASH GUARDS

FLARED END SECTIONS

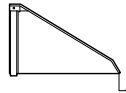


SIZE	PRODUCT CODE
10" (250mm)	1015NP
12" (300mm) / 15" (375mm)	1210NP
18" (450mm)	1810NP
24" (600mm)	2410NP
30" (750mm)	3015NP
36" (900mm)	3615NP

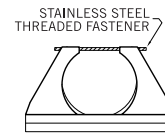
TOP VIEW



SIDE VIEW



FRONT VIEW

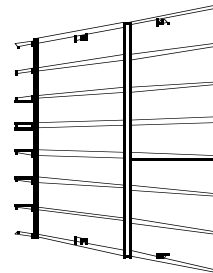


FLARED END SECTION

METAL TRASH GUARDS*



DIAMETER	DESCRIPTION	PRODUCT CODE
12" (300mm)	GALVANIZED STEEL	1290DA
15" (375mm)	GALVANIZED STEEL	1590DA
18" (450mm)	GALVANIZED STEEL	1890DA
24" (600mm)	GALVANIZED STEEL	2490DA
30" (750mm)	GALVANIZED STEEL	3090DA
36" (900mm)	GALVANIZED STEEL	3690DA

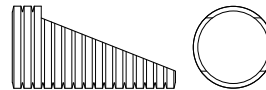


METAL TRASH GUARD

*Grate is sized to fit flared end sections only.

MITERED END SECTIONS*

DIAMETER	PRODUCT CODE
12" (300mm)	1270NM
15" (375mm)	1570NM
18" (450mm)	1870NM
24" (600mm)	2470NM



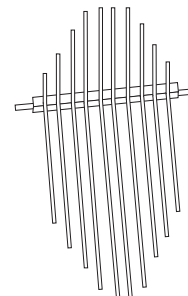
MITERED
END SECTION

*2:1, 3:1, 4:1 and 6:1 slopes available upon request.

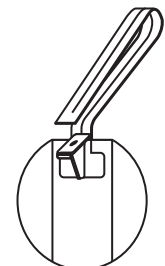
ANIMAL GUARDS



DIAMETER	DESCRIPTION	PRODUCT CODE
4" (100mm)	METAL ANIMAL GUARD (FINGER)	0470DA
	ANIMAL GUARD (SOLID)	0471DA
6" (150mm)	METAL ANIMAL GUARD (FINGER)	0670DA
	ANIMAL GUARD (SOLID)	0671DA
8" (200mm)	METAL ANIMAL GUARD (FINGER)	0870DA
	ANIMAL GUARD (SOLID)	0871DA
10" (250mm)	METAL ANIMAL GUARD (FINGER)	1070DA
	ANIMAL GUARD (SOLID)	1071DA
12" (300mm)	METAL ANIMAL GUARD (FINGER)	1270DA
15" (375mm)	METAL ANIMAL GUARD (FINGER)	1570DA
18" (450mm)	METAL ANIMAL GUARD (FINGER)	1870DA
24" (600mm)	METAL ANIMAL GUARD (FINGER)	2470DA
30" (750mm)	METAL ANIMAL GUARD (FINGER)	3070DA
36" (900mm)	METAL ANIMAL GUARD (FINGER)	3670DA



ANIMAL GUARD
(FINGER)



ANIMAL GUARD
(SOLID)

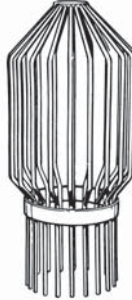
OUTFLOW ACCESSORIES

BAR GUARDS & FLAP GATES

BAR GUARDS



DIAMETER	PRODUCT CODE
4" (100mm)	0420DA
6" (150mm)	0620DA
8" (200mm)	0820DA
10" (250mm)	1020DA
12" (300mm)	1220DA
15" (375mm)	1520DA
18" (450mm)	1820DA
24" (600mm)	2420DA
30" (750mm)	3020DA
36" (900mm)	3620DA



BAR GUARD

FLAP GATES



DIAMETER	PRODUCT CODE
4" (100mm)	0440DA
6" (150mm)	0640DA
8" (200mm)	0840DA
10" (250mm)	1040DA
12" (300mm)	1240DA
15" (375mm)	1540DA
18" (450mm)	1840DA
24" (600mm)	2440DA
30" (750mm)	3040DA
36" (900mm)	3640DA



FLAP GATE

HICKENBOTTOM RISERS

HICKENBOTTOM RISERS




SIZE	DESCRIPTION	PRODUCT CODE
5" (125mm) x 1" (25mm)	Orange Intake (12 Holes)	5013GC
5" (125mm) x 1" (25mm)	Orange Riser with Cap-Top	5023GC
5" (125mm) x 5/16" (8mm)	Orange Ext-Btm	5033GC
5" (125mm)	Blind Tee	5043GC
5" (125mm)	Restrictor	5063GC
6" (150mm) x 1" (25mm)	Orange Riser with Cap-Top	6023GC
6" (150mm) x 5/16" (8mm)	Orange Ext-Btm	6033GC
6" (150mm)	Black Slotted Intake	6073GC
6" (150mm)	Black Blank Section	6053GC
6" (150mm)	Black Riser Blind Tee	6043GC
6" (150mm)	Restrictor	6063GC
8" (200mm) x 1" (25mm)	Orange Riser with Cap-Top	0823GC
8" (200mm) x 5/16" (8mm)	Orange Ext-Btm	0833GC
8" (200mm)	Black Slotted Intake	0873GC
8" (200mm)	Black Blank Section	0853GC
8" (200mm)	Black Riser Blind Tee	0843GC
8" (200mm)	Restrictor	0863GC
10" (250mm) x 1" (25mm)	Orange Riser with Cap-Top	1023GC
10" (250mm) x 5/16" (8mm)	Orange Ext-Btm	1033GC
10" (250mm)	Black Slotted Intake	1073GC
10" (250mm)	Black Blank Section	1053GC
10" (250mm)	Black Riser Blind Tee	1043GC
12" (300mm) x 1" (25mm)	Orange Riser with Cap-Top	1223GC
12" (300mm) x 5/16" (8mm)	Orange Ext-Btm	1233GC
12" (300mm)	Black Slotted Intake	1273GC
12" (300mm)	Black Blind Tee	1243GC



HICKENBOTTOM RISER



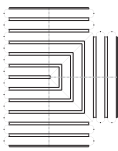
HICKENBOTTOM RESTRICTOR



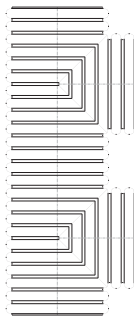
RETENTION/DETENTION SYSTEMS

MANIFOLDS – SIZE ON SIZE STUBS

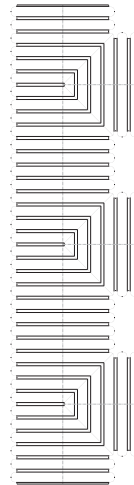
PIPE SIZE	N-12 PLAIN END COMPONENT MANIFOLD – SIZE ON SIZE		
	SINGLE	DOUBLE	TRIPLE
12" (300mm)	1251AN	1252AN	1253AN
15" (375mm)	1551AN	1552AN	1553AN
18" (450mm)	1851AN	1852AN	1853AN
24" (600mm)	2451AN	2452AN	2453AN
30" (750mm)	3051AN	3052AN	3053AN
36" (900mm)	3651AN	3652AN	3653AN
42" (1050mm)	4251AN	4252AN	
48" (1200mm)	4851AN	4852AN	
60" (1500mm)	6051AN	6052AN	



N-12 PLAIN END
SINGLE



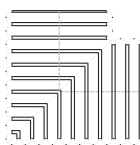
N-12 PLAIN END
DOUBLE



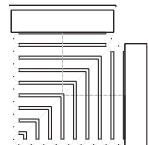
N-12 PLAIN
END TRIPLE

90° BEND MANIFOLDS

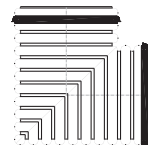
PIPE SIZE	N-12 PLAIN END	N-12 (WT) BELL x BELL	N-12 (WT) GASKET x GASKET	N-12 (WT) BELL x GASKET
12" (300mm)	1298AN	1298AN65BB	1298AN65GG	1298AN65BBG
15" (375mm)	1598AN	1598AN65BB	1598AN65GG	1598AN65BBG
18" (450mm)	1898AN	1898AN65BB	1898AN65GG	1898AN65BBG
24" (600mm)	2498AN	2498AN65BB	2498AN65GG	2498AN65BBG
30" (750mm)	3098AN	3098AN65BB	3098AN65GG	3098AN65BBG
36" (900mm)	3698AN	3698AN65BB	3698AN65GG	3698AN65BBG
42" (1050mm)	4298AN	4298AN65BB	4298AN65GG	4298AN65BBG
48" (1200mm)	4898AN	4898AN65BB	4898AN65GG	4898AN65BBG
60" (1500mm)	6098AN	6098AN65BB	6098AN65GG	6098AN65BBG



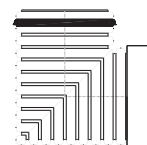
N-12
PLAIN END



N-12 WT
BELL x BELL



N-12 WT
GASKET x GASKET



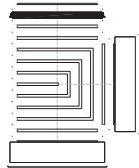
N-12 WT
BELL x GASKET

NOTE: CONTACT YOUR LOCAL SALES REPRESENTATIVE FOR AVAILABILITY OF SIZES NOT LISTED ABOVE. *FOR RETENTION SYSTEMS ONLY.

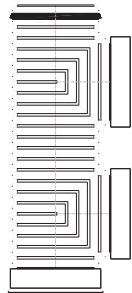
RETENTION/DETENTION SYSTEMS

MANIFOLDS - SIZE ON SIZE STUBS

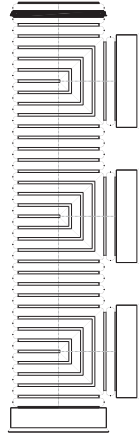
PIPE SIZE	N-12 (WT) BELL END COMPONENT MANIFOLD - SIZE ON SIZE			N-12 (WT) GASKET END COMPONENT MANIFOLD - SIZE ON SIZE		
	SINGLE	DOUBLE	TRIPLE	SINGLE	DOUBLE	TRIPLE
12" (300mm)	1251AN65B	1252AN65B	1253AN65B	1251AN65G	1252AN65G	1253AN65G
15" (375mm)	1551AN65B	1552AN65B	1553AN65B	1551AN65G	1552AN65G	1553AN65G
18" (450mm)	1851AN65B	1852AN65B	1853AN65B	1851AN65G	1852AN65G	1853AN65G
24" (600mm)	2451AN65B	2452AN65B	2453AN65B	2451AN65G	2452AN65G	2453AN65G
30" (750mm)	3051AN65B	3052AN65B	3053AN65B	3051AN65G	3052AN65G	3053AN65G
36" (900mm)	3651AN65B	3652AN65B	3653AN65B	3651AN65G	3652AN65G	3653AN65G
42" (1050mm)	4251AN65B	4252AN65B		4251AN65G	4252AN65G	
48" (1200mm)	4851AN65B	4852AN65B		4851AN65G	4852AN65G	
60" (1500mm)	6051AN65B	6052AN65B		6051AN65G	6052AN65G	



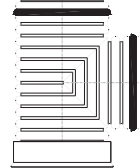
N-12 WT
BELL END
SINGLE



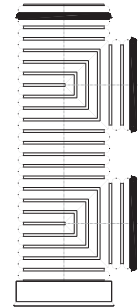
N-12 WT
BELL END
DOUBLE



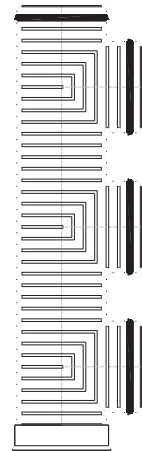
N-12 WT
BELL END
TRIPLE



N-12 WT
GASKET END
SINGLE



N-12 WT
GASKET END
DOUBLE



N-12 WT
GASKET END
TRIPLE

NOTE: CONTACT YOUR LOCAL SALES REPRESENTATIVE FOR AVAILABILITY OF SIZES NOT LISTED ABOVE.
*FOR RETENTION SYSTEMS ONLY.

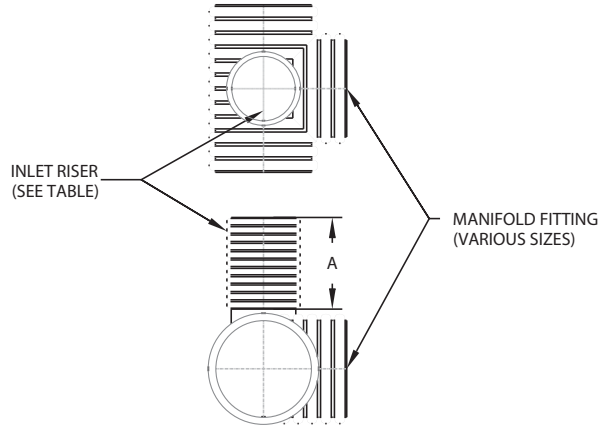
RETENTION/DETENTION SYSTEMS ACCESSORIES

DUAL WALL FABRICATED MANIFOLD INLET RISER

PIPE SIZE	PRODUCT CODE
4" (100mm)	0403AN
6" (150mm)	0603AN
8" (200mm)	0803AN
10" (250mm)	1003AN
12" (300mm)	1203AN
15" (375mm)	1503AN
18" (450mm)	1803AN
24" (600mm)	2403AN

This component item can only be ordered with standard manifold fittings or standard pipe. When ordering this component item, be sure to include shop drawing showing the location of inlet riser on standard manifold or pipe product.

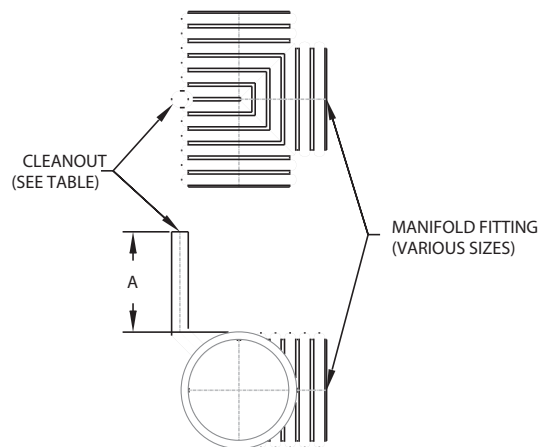
Contact your local sales representative for acceptable size combinations, i.e.: 48" manifold fitting with a 24" diameter riser. **Not all combinations of inlet riser on standard manifold or pipe product are allowed.**



DUAL WALL FABRICATED MANIFOLD CLEANOUT RISER

PIPE SIZE	PRODUCT CODE
4" (100mm)	0402AN
6" (150mm)	0602AN
8" (200mm)	0802AN

This component item can only be ordered with standard manifold fittings. When ordering this component item, be sure to include shop drawing showing the location of inlet riser on standard manifold.


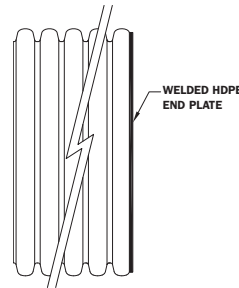


RETENTION/DETENTION SYSTEMS

ACCESSORIES*

WELDED END PLATES (ST/WT CONNECTION)

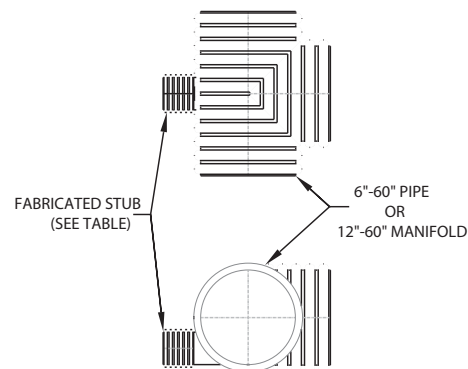
PIPE SIZE	PRODUCT CODE
4" (100mm)	0409AN
6" (150mm)	0609AN
8" (200mm)	0809AN
10" (250mm)	1009AN
12" (300mm)	1209AN
15" (375mm)	1509AN
18" (450mm)	1809AN
24" (600mm)	2409AN
30" (750mm)	3009AN
36" (900mm)	3609AN
42" (1050mm)	4209AN
48" (1200mm)	4809AN
60" (1500mm)	6009AN



TOP VIEW
WELDED END PLATE

DUAL WALL FABRICATED STUB

DIAMETER	PRODUCT CODE
4" (100mm)	0406AN
6" (150mm)	0606AN
8" (200mm)	0806AN
10" (250mm)	1006AN
12" (300mm)	1206AN
15" (375mm)	1506AN
18" (450mm)	1806AN
24" (600mm)	2406AN



This component item can only be ordered with standard manifold fittings or standard pipe. When ordering this component item, be sure to include shop drawing showing the location of stub on standard manifold or pipe product.

Contact your local sales representative for acceptable size combinations, i.e.: 48" manifold fitting with a 24" stub. **Not all combinations of stub on standard manifold or pipe product are allowed.**

RETENTION/DETENTION

STORMTECH®

SC-310

DIMENSIONS L x W x H	NOMINAL WEIGHT	STORAGE CAPACITY	MIN. INSTALLED STORAGE	PRODUCT CODE
85.4" (2169mm) x 34" (864mm) x 16" (406mm)	35 lbs. (15.9kg)	14.7 ft ³ (0.42m ³)	31.0 ft ³ (0.88m ³)	SC310

SC-740

DIMENSIONS L x W x H	NOMINAL WEIGHT	STORAGE CAPACITY	MIN. INSTALLED STORAGE	PRODUCT CODE
85.4" (2169mm) x 51" (1295mm) x 30" (762mm)	75 lbs. (34.1kg)	45.9 ft ³ (1.30m ³)	74.9 ft ³ (2.12m ³)	SC740

MC-3500

DIMENSIONS L x W x H	NOMINAL WEIGHT	STORAGE CAPACITY	MIN. INSTALLED STORAGE	PRODUCT CODE
86.0" (2184mm) x 77" (1956mm) x 45" (1143mm)	124 lbs. (56.2kg)	113.0 ft ³ (3.20m ³)	176.8 ft ³ (5.01m ³)	MC3500

MC-4500

DIMENSIONS L x W x H	NOMINAL WEIGHT	STORAGE CAPACITY	MIN. INSTALLED STORAGE	PRODUCT CODE
52" (1321mm) x 100" (2540mm) x 60" (1524mm)	120 lbs. (54.4kg)	106.5 ft ³ (3.01m ³)	162.6 ft ³ (4.60m ³)	MC4500

DC-780


DIMENSIONS L x W x H	NOMINAL WEIGHT	STORAGE CAPACITY	MIN. INSTALLED STORAGE	PRODUCT CODE
85.4" (2169mm) x 51" (1295mm) x 30" (762mm)	80 lbs. (36.3kg)	46.2 ft ³ (1.30m ³)	78.4 ft ³ (2.20m ³)	DC780



MC-3500

SC-740

SC-310



MC-4500



DC-780

RETENTION/DETENTION

STORMTECH® ENDCAPS

SC-310

DIMENSIONS L x W x H	NOMINAL WEIGHT	PRODUCT CODE
9.9" (252mm) x 29" (737mm) x 15.6" (396 mm)	4 lbs. (1.8kg)	SC310EPE

SC-740

DIMENSIONS L x W x H	NOMINAL WEIGHT	PRODUCT CODE
12.2 (310mm) x 45.9" (1166mm) x 29.3" (744 mm)	13 lbs. (5.9kg)	SC740EPE

MC-3500

DIMENSIONS L x W x H	NOMINAL WEIGHT	STORAGE CAPACITY	MIN. INSTALLED STORAGE*	PRODUCT CODE
26.5" (673mm) x 71" (1803mm) x 45.1" (1146 mm)	43 lbs. (19.5kg)	15.6 ft ³ (0.44m ³)	45.6 ft ³ (1.29m ³)	MC3500TEPE

MC-4500

DIMENSIONS L x W x H	NOMINAL WEIGHT	STORAGE CAPACITY	MIN. INSTALLED STORAGE*	PRODUCT CODE
35.1" (892mm) x 90.2" (2291mm) x 59.4" (1509mm)	120 lbs. (54.4kg)	35.7 ft ³ (1.01m ³)	108.7 ft ³ (3.08m ³)	MC4500REPE

DC-780

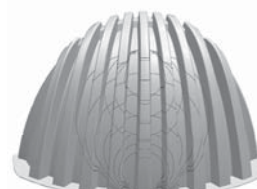
DIMENSIONS L x W x H	NOMINAL WEIGHT	PRODUCT CODE
12.2 (310mm) x 45.9" (1166mm) x 29.3" (744mm)	13 lbs. (5.9kg)	LS3051EPE



SC-310, SC-740
END CAPS



MC-3500 END CAP



MC-4500 END CAP



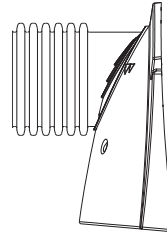
DC-780 END CAP

RETENTION/DETENTION

STORMTECH® ENDCAPS/ACCESSORIES

TOP INLET FABRICATED ENDCAPS

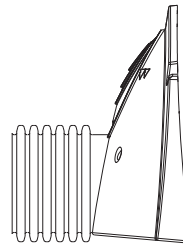
TYPE	DIAMETER	PRODUCT CODE
SC-310	6" (150mm) HDPE	SC310EPE06T
SC-740	6" (150mm) HDPE	SC740EPE06T
	12" (300mm) HDPE	SC740EPE12T
	15" (375mm) HDPE	SC740EPE15T
	18" (450mm) HDPE	SC740EPE18T



**TOP INLET
FABRICATED ENDCAP**

BOTTOM INLET FABRICATED ENDCAPS

TYPE	DIAMETER	PRODUCT CODE
SC-310	6" (150mm) HDPE	SC310EPE06B
	12" (300mm) HDPE	SC310EPE12B
SC-740	6" (150mm) HDPE	SC740EPE06B
	12" (300mm) HDPE	SC740EPE12B
	15" (375mm) HDPE	SC740EPE15B
	18" (450mm) HDPE	SC740EPE18B
	24" (600mm) HDPE	SC740EPE24B



**BOTTOM INLET
FABRICATED ENDCAP**

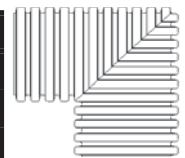
90° BENDS

SC-310 BENDS

DESCRIPTION	PRODUCT CODE
6" (150mm)	0698AN31
8" (200mm)	0898AN31
10" (250mm)	1098AN31
12" (300mm)	1298AN31

SC-740 BENDS

DESCRIPTION	PRODUCT CODE
8" (200mm)	0898AN74
10" (250mm)	1098AN74
12" (300mm)	1298AN74
15" (375mm)	1598AN74
18" (450mm)	1898AN74
24" (600mm)	2498AN74




BEND

RETENTION/DETENTION

STORMTECH® ACCESSORIES*

SC-310 SINGLE MANIFOLDS SIZE ON SIZE

DESCRIPTION	PRODUCT CODE
6" x 6" (150mm x 150mm) Tee	0651AN3106
8" x 8" (200mm x 200mm) Tee	0851AN3108
10" x 10" (250mm x 250mm) Tee	1051AN3110
12" x 12" (300mm x 300mm) Tee	1251AN3112




SINGLE MANIFOLD

SC-740 SINGLE MANIFOLDS SIZE ON SIZE

DESCRIPTION	PRODUCT CODE
6" x 6" (150mm x 150mm) Tee	0651AN7406
8" x 8" (200mm x 200mm) Tee	0851AN7408
10" x 10" (250mm x 250mm) Tee	1051AN7410
12" x 12" (300mm x 300mm) Tee	1251AN7412
15" x 15" (375mm x 375mm) Tee	1551AN7415
18" x 18" (450mm x 450mm) Tee	1851AN7418
24" x 24" (600mm x 600mm) Tee	2451AN7424

SC-310 DOUBLE MANIFOLDS SIZE ON SIZE

DESCRIPTION	PRODUCT CODE
6" x 6" (150mm x 150mm) Tee	0652AN3106
8" x 8" (200mm x 200mm) Tee	0852AN3108
10" x 10" (250mm x 250mm) Tee	1052AN3110
12" x 12" (300mm x 300mm) Tee	1252AN3112



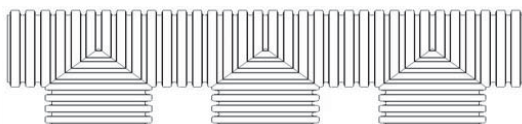
DOUBLE MANIFOLD

SC-740 DOUBLE MANIFOLDS SIZE ON SIZE

DESCRIPTION	PRODUCT CODE
6" x 6" (150mm x 150mm) Tee	0652AN7406
8" x 8" (200mm x 200mm) Tee	0852AN7408
10" x 10" (250mm x 250mm) Tee	1052AN7410
12" x 12" (300mm x 300mm) Tee	1252AN7412
15" x 15" (375mm x 375mm) Tee	1552AN7415
18" x 18" (450mm x 450mm) Tee	1852AN7418
24" x 24" (600mm x 600mm) Tee	2452AN7424

SC-310 TRIPLE MANIFOLDS SIZE ON SIZE

DESCRIPTION	PRODUCT CODE
6" x 6" (150mm x 150mm) Tee	0653AN3106
8" x 8" (200mm x 200mm) Tee	0853AN3108
10" x 10" (250mm x 250mm) Tee	1053AN3110
12" x 12" (300mm x 300mm) Tee	1253AN3112



TRIPLE MANIFOLD

SC-740 TRIPLE MANIFOLDS SIZE ON SIZE

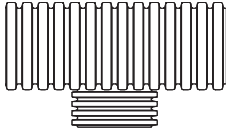
DESCRIPTION	PRODUCT CODE
6" x 6" (150mm x 150mm) Tee	0653AN7406
8" x 8" (200mm x 200mm) Tee	0853AN7408
10" x 10" (250mm x 250mm) Tee	1053AN7410
12" x 12" (300mm x 300mm) Tee	1253AN7412
15" x 15" (375mm x 375mm) Tee	1553AN7415
18" x 18" (450mm x 450mm) Tee	1853AN7418
24" x 24" (600mm x 600mm) Tee	2453AN7424

RETENTION/DETENTION

STORMTECH® ACCESSORIES*

SC-310 SINGLE MANIFOLDS REDUCING

DESCRIPTION	PRODUCT CODE
8" x 6" (200mm x 150mm) Tee	0851AN3106
10" x 6" (250mm x 150mm) Tee	1051AN3106
10" x 8" (250mm x 200mm) Tee	1051AN3108
12" x 6" (300mm x 150mm) Tee	1251AN3106
12" x 8" (300mm x 200mm) Tee	1251AN3108
12" x 10" (300mm x 250mm) Tee	1251AN3110
18" x 6" (450mm x 150mm) Tee	1851AN3106
18" x 8" (450mm x 200mm) Tee	1851AN3108
18" x 10" (450mm x 250mm) Tee	1851AN3110
18" x 12" (450mm x 300mm) Tee	1851AN3112
24" x 6" (600mm x 150mm) Tee	2451AN3106
24" x 8" (600mm x 200mm) Tee	2451AN3108
24" x 10" (600mm x 250mm) Tee	2451AN3110
24" x 12" (600mm x 300mm) Tee	2451AN3112



SINGLE MANIFOLD REDUCING

SC-740 SINGLE MANIFOLDS REDUCING

DESCRIPTION	PRODUCT CODE
8" x 6" (200mm x 150mm) Tee	0851AN7406
10" x 6" (250mm x 150mm) Tee	1051AN7406
10" x 8" (250mm x 200mm) Tee	1051AN7408
12" x 6" (300mm x 150mm) Tee	1251AN7406
12" x 8" (300mm x 200mm) Tee	1251AN7408
12" x 10" (300mm x 250mm) Tee	1251AN7410
15" x 6" (375mm x 150mm) Tee	1551AN7406
15" x 8" (375mm x 200mm) Tee	1551AN7408
15" x 10" (375mm x 250mm) Tee	1551AN7410
15" x 12" (375mm x 300mm) Tee	1551AN7412
18" x 6" (450mm x 150mm) Tee	1851AN7406
18" x 8" (450mm x 200mm) Tee	1851AN7408
18" x 10" (450mm x 250mm) Tee	1851AN7410
18" x 12" (450mm x 300mm) Tee	1851AN7412
18" x 15" (450mm x 375mm) Tee	1851AN7415
24" x 6" (600mm x 150mm) Tee	2451AN7406
24" x 8" (600mm x 200mm) Tee	2451AN7408
24" x 10" (600mm x 250mm) Tee	2451AN7410
24" x 12" (600mm x 300mm) Tee	2451AN7412
24" x 15" (600mm x 375mm) Tee	2451AN7415
24" x 18" (600mm x 450mm) Tee	2451AN7418
30" x 6" (750mm x 150mm) Tee	3051AN7406
30" x 12" (750mm x 300mm) Tee	3051AN7412
30" x 15" (750mm x 375mm) Tee	3051AN7415
30" x 18" (750mm x 450mm) Tee	3051AN7418
30" x 24" (750mm x 600mm) Tee	3051AN7424
36" x 12" (900mm x 300mm) Tee	3651AN7412
36" x 15" (900mm x 375mm) Tee	3651AN7415
36" x 18" (900mm x 450mm) Tee	3651AN7418
36" x 24" (900mm x 600mm) Tee	3651AN7424
42" x 12" (1050mm x 300mm) Tee	4251AN7412
42" x 15" (1050mm x 375mm) Tee	4251AN7415
42" x 18" (1050mm x 450mm) Tee	4251AN7418
42" x 24" (1050mm x 600mm) Tee	4251AN7424
48" x 12" (1200mm x 300mm) Tee	4851AN7412
48" x 15" (1200mm x 375mm) Tee	4851AN7415
48" x 18" (1200mm x 450mm) Tee	4851AN7418
48" x 24" (1200mm x 600mm) Tee	4851AN7424


*ADDITIONAL ACCESSORIES CAN BE FOUND ON PAGES 31-32.

RETENTION/DETENTION

STORMTECH® ACCESSORIES*

SC-310 DOUBLE MANIFOLDS REDUCING

DESCRIPTION	PRODUCT CODE
8" x 6" (200mm x 150mm) Tee	0852AN3106
10" x 6" (250mm x 150mm) Tee	1052AN3106
10" x 8" (250mm x 200mm) Tee	1052AN3108
12" x 6" (300mm x 150mm) Tee	1252AN3106
12" x 8" (300mm x 200mm) Tee	1252AN3108
12" x 10" (300mm x 250mm) Tee	1252AN3110
15" x 6" (375mm x 150mm) Tee	1552AN3106
15" x 8" (375mm x 200mm) Tee	1552AN3108
15" x 10" (375mm x 250mm) Tee	1552AN3110
15" x 12" (375mm x 300mm) Tee	1552AN3112
18" x 6" (450mm x 150mm) Tee	1852AN3106
18" x 8" (450mm x 200mm) Tee	1852AN3108
18" x 10" (450mm x 250mm) Tee	1852AN3110
18" x 12" (450mm x 300mm) Tee	1852AN3112
24" x 6" (600mm x 150mm) Tee	2452AN3106
24" x 8" (600mm x 200mm) Tee	2452AN3108
24" x 10" (600mm x 250mm) Tee	2452AN3110
24" x 12" (600mm x 300mm) Tee	2452AN3112



SC-740 DOUBLE MANIFOLDS REDUCING

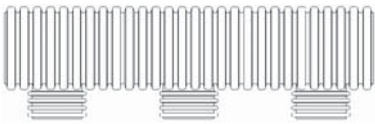
DESCRIPTION	PRODUCT CODE
8" x 6" (200mm x 150mm) Tee	0852AN7406
10" x 6" (250mm x 150mm) Tee	1052AN7406
10" x 8" (250mm x 200mm) Tee	1052AN7408
12" x 6" (300mm x 150mm) Tee	1252AN7406
12" x 8" (300mm x 200mm) Tee	1252AN7408
12" x 10" (300mm x 250mm) Tee	1252AN7410
15" x 6" (375mm x 150mm) Tee	1552AN7406
15" x 8" (375mm x 200mm) Tee	1552AN7408
15" x 10" (375mm x 250mm) Tee	1552AN7410
15" x 12" (375mm x 300mm) Tee	1552AN7412
18" x 6" (450mm x 150mm) Tee	1852AN7406
18" x 8" (450mm x 200mm) Tee	1852AN7408
18" x 10" (450mm x 250mm) Tee	1852AN7410
18" x 12" (450mm x 300mm) Tee	1852AN7412
18" x 15" (450mm x 375mm) Tee	1852AN7415
24" x 6" (600mm x 150mm) Tee	2452AN7406
24" x 8" (600mm x 200mm) Tee	2452AN7408
24" x 10" (600mm x 250mm) Tee	2452AN7410
24" x 12" (600mm x 300mm) Tee	2452AN7412
24" x 15" (600mm x 375mm) Tee	2452AN7415
24" x 18" (600mm x 450mm) Tee	2452AN7418
30" x 6" (750mm x 150mm) Tee	3052AN7406
30" x 12" (750mm x 300mm) Tee	3052AN7412
30" x 15" (750mm x 375mm) Tee	3052AN7415
30" x 18" (750mm x 450mm) Tee	3052AN7418
30" x 24" (750mm x 600mm) Tee	3052AN7424
36" x 12" (900mm x 300mm) Tee	3652AN7412
36" x 15" (900mm x 375mm) Tee	3652AN7415
36" x 18" (900mm x 450mm) Tee	3652AN7418
36" x 24" (900mm x 600mm) Tee	3652AN7424
42" x 12" (1050mm x 300mm) Tee	4252AN7412
42" x 15" (1050mm x 375mm) Tee	4252AN7415
42" x 18" (1050mm x 450mm) Tee	4252AN7418
42" x 24" (1050mm x 600mm) Tee	4252AN7424
48" x 12" (1200mm x 300mm) Tee	4852AN7412
48" x 15" (1200mm x 375mm) Tee	4852AN7415
48" x 18" (1200mm x 450mm) Tee	4852AN7418
48" x 24" (1200mm x 600mm) Tee	4852AN7424

RETENTION/DETENTION

STORMTECH® ACCESSORIES*

SC-310 TRIPLE MANIFOLDS REDUCING

DESCRIPTION	PRODUCT CODE
8" x 6" (200mm x 150mm) Tee	0853AN3106
10" x 6" (250mm x 150mm) Tee	1053AN3106
10" x 8" (250mm x 200mm) Tee	1053AN3108
12" x 6" (300mm x 150mm) Tee	1253AN3106
12" x 8" (300mm x 200mm) Tee	1253AN3108
12" x 10" (300mm x 250mm) Tee	1253AN3110
15" x 6" (375mm x 150mm) Tee	1553AN3106
15" x 8" (375mm x 200mm) Tee	1553AN3108
15" x 10" (375mm x 250mm) Tee	1553AN3110
15" x 12" (375mm x 300mm) Tee	1553AN3112
18" x 6" (450mm x 150mm) Tee	1853AN3106
18" x 8" (450mm x 200mm) Tee	1853AN3108
18" x 10" (450mm x 250mm) Tee	1853AN3110
18" x 12" (450mm x 300mm) Tee	1853AN3112
24" x 6" (600mm x 150mm) Tee	2453AN3106
24" x 8" (600mm x 200mm) Tee	2453AN3108
24" x 10" (600mm x 250mm) Tee	2453AN3110
24" x 12" (600mm x 300mm) Tee	2453AN3112



SC-740 TRIPLE MANIFOLDS REDUCING

DESCRIPTION	PRODUCT CODE
8" x 6" (200mm x 150mm) Tee	0853AN7406
10" x 6" (250mm x 150mm) Tee	1053AN7406
10" x 8" (250mm x 200mm) Tee	1053AN7408
12" x 6" (300mm x 150mm) Tee	1253AN7406
12" x 8" (300mm x 200mm) Tee	1253AN7408
12" x 10" (300mm x 250mm) Tee	1253AN7410
15" x 6" (375mm x 150mm) Tee	1553AN7406
15" x 8" (375mm x 200mm) Tee	1553AN7408
15" x 10" (375mm x 250mm) Tee	1553AN7410
15" x 12" (375mm x 300mm) Tee	1553AN7412
18" x 6" (450mm x 150mm) Tee	1853AN7406
18" x 8" (450mm x 200mm) Tee	1853AN7408
18" x 10" (450mm x 250mm) Tee	1853AN7410
18" x 12" (450mm x 300mm) Tee	1853AN7412
18" x 15" (450mm x 375mm) Tee	1853AN7415
24" x 6" (600mm x 150mm) Tee	2453AN7406
24" x 8" (600mm x 200mm) Tee	2453AN7408
24" x 10" (600mm x 250mm) Tee	2453AN7410
24" x 12" (600mm x 300mm) Tee	2453AN7412
24" x 15" (600mm x 375mm) Tee	2453AN7415
24" x 18" (600mm x 450mm) Tee	2453AN7418
30" x 6" (750mm x 150mm) Tee	3053AN7406
30" x 12" (750mm x 300mm) Tee	3053AN7412
30" x 15" (750mm x 375mm) Tee	3053AN7415
30" x 18" (750mm x 450mm) Tee	3053AN7418
30" x 24" (750mm x 600mm) Tee	3053AN7424
36" x 12" (900mm x 300mm) Tee	3653AN7412
36" x 15" (900mm x 375mm) Tee	3653AN7415
36" x 18" (900mm x 450mm) Tee	3653AN7418
36" x 24" (900mm x 600mm) Tee	3653AN7424
42" x 12" (1050mm x 300mm) Tee	4253AN7412
42" x 15" (1050mm x 375mm) Tee	4253AN7415
42" x 18" (1050mm x 450mm) Tee	4253AN7418
42" x 24" (1050mm x 600mm) Tee	4253AN7424
48" x 12" (1200mm x 300mm) Tee	4853AN7412
48" x 15" (1200mm x 375mm) Tee	4853AN7415
48" x 18" (1200mm x 450mm) Tee	4853AN7418
48" x 24" (1200mm x 600mm) Tee	4853AN7424

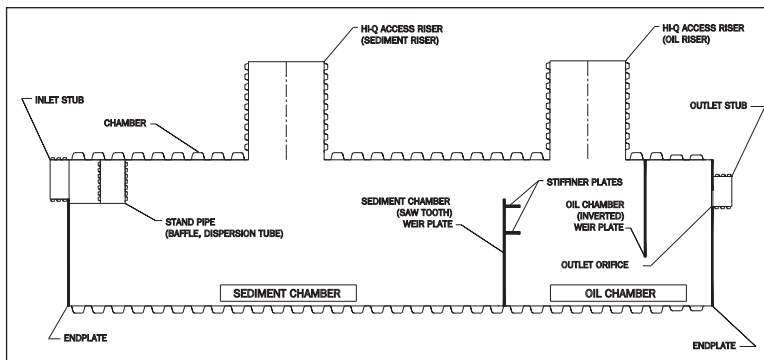
STORM WATER TREATMENT

STORM WATER QUALITY UNIT

DIAMETER	LENGTH	INLET SIZE	OUTLET SIZE	TREATED FLOW RATE	PRODUCT CODE
36" (900mm)	20' (6m)	10" (250mm)	10" (250mm)	1.5 cfs (42 L/s)	3620WQA
36" (900mm)	40' (12m)	10" (250mm)	10" (250mm)	2.38 cfs (67 L/s)	3640WQA
36" (900mm)	20' (6m)	10" (250mm)	10" (250mm)	0.7 cfs (20 L/s)	3620WQB
36" (900mm)	40' (12m)	10" (250mm)	10" (250mm)	1.6 cfs (45 L/s)	3640WQB
42" (1050mm)	20' (6m)	12" (300mm)	12" (300mm)	1.79 cfs (49 L/s)	4220WQA
42" (1050mm)	40' (12m)	12" (300mm)	12" (300mm)	3.66 cfs (104 L/s)	4240WQA
42" (1050mm)	20' (6m)	12" (300mm)	12" (300mm)	0.86 cfs (24 L/s)	4220WQB
42" (1050mm)	40' (12m)	12" (300mm)	12" (300mm)	1.83 cfs (52 L/s)	4240WQB
48" (1200mm)	20' (6m)	12" (300mm)	12" (300mm)	2.26 cfs (64 L/s)	4820WQA
48" (1200mm)	40' (12m)	12" (300mm)	12" (300mm)	3.94 cfs (112 L/s)	4840WQA
48" (1200mm)	20' (6m)	12" (300mm)	12" (300mm)	1.13 cfs (32 L/s)	4820WQB
48" (1200mm)	40' (12m)	12" (300mm)	12" (300mm)	2.39 cfs (68 L/s)	4840WQB
60" (1500mm)	20' (6m)	15" (375mm)	15" (375mm)	2.95 cfs (84 L/s)	6020WQA
60" (1500mm)	40' (12m)	15" (375mm)	15" (375mm)	6.23 cfs (176 L/s)	6040WQA
60" (1500mm)	20' (6m)	15" (375mm)	15" (375mm)	1.47 cfs (42 L/s)	6020WQB
60" (1500mm)	40' (12m)	15" (375mm)	15" (375mm)	3.12 cfs (88 L/s)	6040WQB

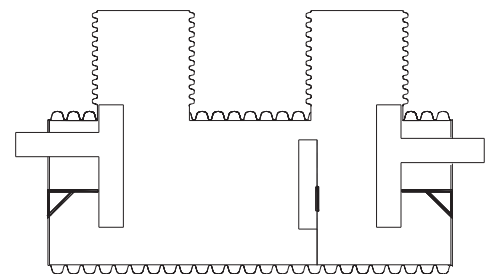
- Add two digit number at end of product number for bypass size.
- 00 at end of product number indicates no bypass.

MODULE I



GREASE INTERCEPTOR

DIAMETER	VOLUME	PRODUCT CODE
48" (1200mm)	750 gal (2839 liters)	0750ANGT
48" (1200mm)	1000 gal (3785 liters)	1000ANGT
60" (1200mm)	1500 gal (5678 liters)	1500ANGT



GREASE INTERCEPTOR

FLEXSTORM™

INLET FILTERS

FILTER BAGS

ROUND INLET FILTERS


FRAME OPENING SIZE (DIAMETER) (Up to size opening)	FX: Woven Standard Bag	FX: Woven with Mycelx Skimmer	FXO: Woven with Oil Boom	PC: Post Construction (Adsorb-It Lined)	PC+: PC bag with Mycelx Skimmer	LL: Litter Leaf bag
18" (450mm)	62SRDFX	62SRDFXP	62SRDFXO	62SRDPC	62SRDPCP	62SRDLL
25" (635mm)	62MRDFX	62MRDFXP	62MRDFXO	62MRDPC	62MRDPCP	62MRDLL
30" (750mm)	62LRDFX	62LRDFXP	62LRDFXO	62LRDPC	62LRDPCP	62LRDLL
37" (940mm)	62XLDFX	62XLDFXP	62XLDFXO	62XLDP	62XLDP	62XLDLL



ROUND INLET FILTERS

RECTANGULAR INLET FILTERS


FRAME OPENING SIZE	FX: Woven Standard Bag	FX: Woven with Mycelx Skimmer	FXO: Woven with Oil Boom	PC: Post Construction (Adsorb-It Lined)	PC+: PC bag with Mycelx Skimmer	LL: Litter Leaf bag
Up to 16" x 16"	62SSQFX	62SSQFXP	62SSQFXO	62SSQPC	62SSQPCP	62SSQLL
Up to 24" x 24"	62MSQFX	62MSQFXP	62MSQFXO	62MSQPC	62MSQPCP	62MSQLL
Up to 36" x 24"	62LSQFX	62LSQFXP	62LSQFXO	62LSQPC	62LSQPCP	62LSQLL
Up to 48" x 36"	62XLSQFX	62XLSQFXP	62XLSQFXO	62XLSQPC	62XLSQPCP	62XLSQLL



RECTANGULAR INLET FILTERS

COMBINATION INLET FILTERS

FRAME OPENING SIZE (Up to size opening)	FX: Woven Standard Bag	FX: Woven with Mycelx Skimmer	FXO: Woven with Oil Boom	PC: Post Construction (Adsorb-It Lined)	PC+: PC bag with Mycelx Skimmer	LL: Litter Leaf bag
16"x16" (406x406mm)	62SCBFX	62SCBFXP	62SCBFXO	62SCBPC	62SCBPCP	62SCBLL
24"x24" (600x600mm)	62MCBFX	62MCBFXP	62MCBFXO	62MCBPC	62MCBPCP	62MCBLL
36"x24" (900x600mm)	62LCBFX	62LCBFXP	62LCBFXO	62LCBPC	62LCBPCP	62LCBLL
48"x36" (1200x900mm)	62XLCBFX	62XLCBFXP	62XLCBFXO	62XLCBPC	62XLCBPCP	62XLCBLL



COMBINATION INLET FILTERS

WALL MOUNT FILTERS FOR OPEN THROAT INLETS

CURB INLET OPENING (Up to size opening)	FX: Woven Standard Bag	FX: Woven with Mycelx Skimmer	FXO: Woven with Oil Boom	PC: Post Construction (Adsorb-It Lined)	PC+: PC bag with Mycelx Skimmer	LL: Litter Leaf bag
4' (1.2m)	62WM1FX	62WM1FXP	62WM1FXO	62WM1PC	62WM1PCP	62WM1LL
4'-8' (1.2-2.4m)	62WM2FX	62WM2FXP	62WM2FXO	62WM2PC	62WM2PCP	62WM2LL
8'-12' (2.4-3.7m)	62WM3FX	62WM3FXP	62WM3FXO	62WM3PC	62WM3PCP	62WM3LL
12'-16' (3.7-4.9m)	62WM3FX	62WM3FXP	62WM3FXO	62WM3PC	62WM3PCP	62WM3LL



WALL MOUNT FILTERS

FLEXSTORM CATCH-ITS FOR NYLOPLAST CASTINGS

GRATE SIZE	FX: Woven Standard Bag	FX: Woven with Mycelx Skimmer	FXO: Woven with Oil Boom	PC: Post Construction (Adsorb-It Lined)	PC+: PC bag with Mycelx Skimmer	LL: Litter Leaf bag
12" (300mm)	6212NYFX	6212NYFXP	6212NYFXO	6212NYPC	6212NYPCP	6212NYLL
15" (375mm)	6215NYFX	6215NYFXP	6215NYFXO	6215NYPC	6215NYPCP	6215NYLL
18" (450mm)	6218NYFX	6218NYFXP	6218NYFXO	6218NYPC	6218NYPCP	6218NYLL
24" (600mm)	6224NYFX	6224NYFXP	6224NYFXO	6224NYPC	6224NYPCP	6224NYLL
30" (750mm)	6230NYFX	6230NYFXP	6230NYFXO	6230NYPC	6230NYPCP	6230NYLL



NYLOPLAST FILTERS

FLEXSTORM™ HD INLET FILTERS

STAINLESS STEEL LINE FOR CONCRETE STRUCTURES

ROUND HD INLET FILTERS

CONCRETE OPENING (DIA.) (Up to size opening)	FX: Woven Standard Bag	FX: Woven with Mycelx Skimmer	FXO: Woven with Oil Boom	PC: Post Construction (Adsorb-It Lined)	PC+: PC bag with Mycelx Skimmer	LL: Litter Leaf bag
18" (450mm)	62SRDHDR	62SRDHDR	62SRDFXO	62SRDHDR	62SRDHDR	62SRDHDR
25" (635mm)	62MRDHDR	62MRDHDR	62MRDFXO	62MRDHDR	62MRDHDR	62MRDHDR
30" (750mm)	62LRDHDR	62LRDHDR	62LRDFXO	62LRDHDR	62LRDHDR	62LRDHDR
37" (940mm)	62XLRDHDR	62XLRDHDR	62XLRDFXO	62XLRDHDR	62XLRDHDR	62XLRDHDR



ROUND INLETS

RECTANGULAR HD INLET FILTERS

CONCRETE OPENING SIZE (Up to size opening)	FX: Woven Standard Bag	FX: Woven with Mycelx Skimmer	FXO: Woven with Oil Boom	PC: Post Construction (Adsorb-It Lined)	PC+: PC bag with Mycelx Skimmer	LL: Litter Leaf bag
16"x16" (406x406mm)	62SSQHDR	62SSQHDR	62SSQHDR	62SSQHDR	62SSQHDR	62SSQHDR
24"x24" (600x600mm)	62MSQHDR	62MSQHDR	62MSQHDR	62MSQHDR	62MSQHDR	62MSQHDR
36"x24" (900x600mm)	62LSQHDR	62LSQHDR	62LSQHDR	62LSQHDR	62LSQHDR	62LSQHDR
48"x36" (1200x900mm)	62XLSQHDR	62XLSQHDR	62XLSQHDR	62XLSQHDR	62XLSQHDR	62XLSQHDR

WALL MOUNT HD INLET FILTERS

CURB INLET OPENING (Up to size opening)	FX: Woven Standard Bag	FX: Woven with Mycelx Skimmer	FXO: Woven with Oil Boom	PC: Post Construction (Adsorb-It Lined)	PC+: PC bag with Mycelx Skimmer	LL: Litter Leaf bag
4' (1.2m)	62WM1HDR	62WM1HDR	62WM1HDR	62WM1HDR	62WM1HDR	62WM1HDR
4'-8' (1.2-2.4m)	62WM2HDR	62WM2HDR	62WM2HDR	62WM2HDR	62WM2HDR	62WM2HDR
8'-12' (2.4-3.7m)	62WM3HDR	62WM3HDR	62WM3HDR	62WM3HDR	62WM3HDR	62WM3HDR
12'-16' (3.7-4.9m)	62WM3HDR	62WM3HDR	62WM3HDR	62WM3HDR	62WM3HDR	62WM3HDR

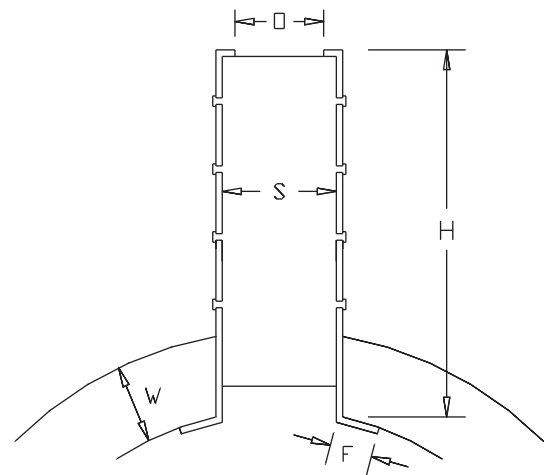
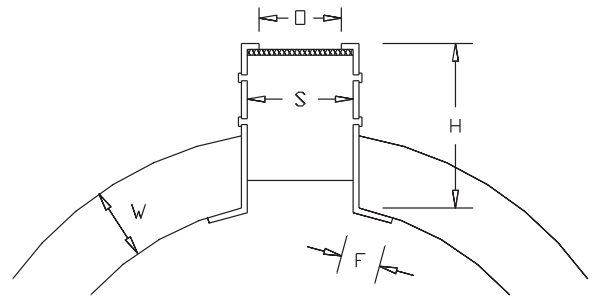
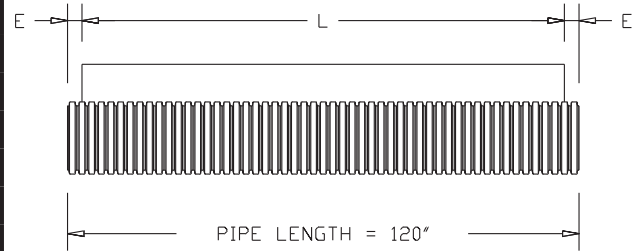


WALL MOUNT INLETS

DURASLOT® SURFACE DRAINS

DURASLOT® SURFACE DRAINS

PIPE DIAMETER	SLOT HEIGHT	PRODUCT CODE																								
4" (100mm)	2.5" (64mm)	0420DS																								
4" (100mm)	Variable	0490DS																								
6" (150mm)	2.5" (64mm)	0620DS																								
6" (150mm)	6" (150mm)	0660DS																								
6" (150mm)	Variable	0690DS																								
8" (200mm)	2.5" (64mm)	0820DS																								
8" (200mm)	6" (150mm)	0860DS																								
8" (200mm)	Variable	0890DS																								
10" (250mm)	2.5" (64mm)	1020DS																								
10" (250mm)	6" (150mm)	1060DS																								
10" (250mm)	Variable	1090DS																								
12" (300mm)	2.5" (64mm)	1220DS																								
12" (300mm)	6" (150mm)	1260DS																								
12" (300mm)	Variable	1290DS																								
15" (375mm)	6" (150mm)	1560DS																								
15" (375mm)	Variable	1590DS																								
18" (450mm)	6" (150mm)	1860DS																								
18" (450mm)	Variable	1890DS </tr <tr> <td>24" (600mm)</td> <td>6" (150mm)</td> <td>2460DS</td> </tr> <tr> <td>24" (600mm)</td> <td>Variable</td> <td>2490DS</td> </tr> <tr> <td>30" (750mm)</td> <td>6" (150mm)</td> <td>3060DS</td> </tr> <tr> <td>30" (750mm)</td> <td>Variable</td> <td>3090DS</td> </tr> <tr> <td>36" (900mm)</td> <td>6" (150mm)</td> <td>3660DS</td> </tr> <tr> <td>36" (900mm)</td> <td>Variable</td> <td>3690DS</td> </tr> <tr> <td>42" (1050mm)</td> <td>6" (150mm)</td> <td>4260DS</td> </tr> <tr> <td>42" (1050mm)</td> <td>Variable</td> <td>4290DS</td> </tr>	24" (600mm)	6" (150mm)	2460DS	24" (600mm)	Variable	2490DS	30" (750mm)	6" (150mm)	3060DS	30" (750mm)	Variable	3090DS	36" (900mm)	6" (150mm)	3660DS	36" (900mm)	Variable	3690DS	42" (1050mm)	6" (150mm)	4260DS	42" (1050mm)	Variable	4290DS
24" (600mm)	6" (150mm)	2460DS																								
24" (600mm)	Variable	2490DS																								
30" (750mm)	6" (150mm)	3060DS																								
30" (750mm)	Variable	3090DS																								
36" (900mm)	6" (150mm)	3660DS																								
36" (900mm)	Variable	3690DS																								
42" (1050mm)	6" (150mm)	4260DS																								
42" (1050mm)	Variable	4290DS																								



DURASLOT®

SURFACE DRAINS

FITTINGS

COUPLERS

PIPE SIZE	FITTING COMPATIBLE WITH PRODUCT CODE	PRODUCT CODE
4" (100 mm)	0420DS	0421DS
4" (100 mm)	0490DS	0491DS
6" (150 mm)	0620DS	0621DS
6" (150 mm)	0660DS	0626DS
6" (150 mm)	0690DS	0691DS
8" (200 mm)	0820DS	0821DS
8" (200 mm)	0860DS	0826DS
8" (200 mm)	0890DS	0891DS
10" (250 mm)	1020DS	1021DS
10" (250 mm)	1060DS	1026DS
10" (250 mm)	1090DS	1091DS
12" (300 mm)	1220DS	1221DS
12" (300 mm)	1260DS	1226DS
12" (300 mm)	1290DS	1291DS
15" (375 mm)	1560DS	1526DS
15" (375 mm)	1590DS	1591DS
18" (450 mm)	1860DS	1826DS
18" (450 mm)	1890DS	1891DS
24" (600 mm)	2460DS	2426DS
24" (600 mm)	2490DS	2491DS
30" (750 mm)	3060DS	3026DS
30" (750 mm)	3090DS	3091DS
36" (900 mm)	3660DS	3626DS
36" (600 mm)	3690DS	3691DS
42" (1050 mm)	4260DS	4226DS
42" (1050 mm)	4290DS	4291DS

END CAPS

PIPE SIZE	FITTING COMPATIBLE WITH PRODUCT CODE	PRODUCT CODE
4" (100 mm)	0420DS	0433DS
4" (100 mm)	0490DS	0493DS
6" (150 mm)	0660DS	0633DS
6" (150 mm)	0690DS	0693DS
8" (200 mm)	0860DS	0833DS
8" (200 mm)	0890DS	0893DS
10" (250 mm)	1060DS	1033DS
10" (250 mm)	1090DS	1093DS
12" (300 mm)	1260DS	1233DS
12" (300 mm)	1290DS	1293DS
15" (375 mm)	1560DS	1533DS
15" (375 mm)	1590DS	1593DS
18" (450 mm)	1860DS	1833DS
18" (450 mm)	1890DS	1893DS
24" (600 mm)	2460DS	2433DS
24" (600 mm)	2490DS	2493DS
30" (750 mm)	3060DS	3033DS
30" (750 mm)	3090DS	3093DS
36" (900 mm)	3660DS	3633DS
36" (600 mm)	3690DS	3693DS
42" (1050 mm)	4260DS	4233DS
42" (1050 mm)	4290DS	4293DS

ADAPTERS

PIPE SIZE	FITTING COMPATIBLE WITH PRODUCT CODE	PRODUCT CODE
4" (100 mm)	0420DS	0462DS
4" (100 mm)	0490DS	0496DS
6" (150 mm)	0660DS	0662DS
6" (150 mm)	0690DS	0696DS
8" (200 mm)	0860DS	0862DS
8" (200 mm)	0890DS	0896DS
10" (250 mm)	1060DS	1062DS
10" (250 mm)	1090DS	1096DS
12" (300 mm)	1260DS	1262DS
12" (300 mm)	1290DS	1296DS
15" (375 mm)	1560DS	1562DS
15" (375 mm)	1590DS	1596DS
18" (450 mm)	1860DS	1862DS
18" (450 mm)	1890DS	1896DS
24" (600 mm)	2460DS	2462DS
24" (600 mm)	2490DS	2496DS
30" (750 mm)	3060DS	3062DS
30" (750 mm)	3090DS	3096DS
36" (900 mm)	3660DS	3662DS
36" (600 mm)	3690DS	3696DS
42" (1050 mm)	4260DS	4262DS
42" (1050 mm)	4290DS	4296DS

ADVANEDGE® PIPE

12" AND 18" ADVANEDGE PIPE

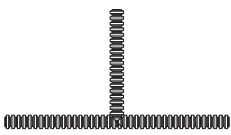
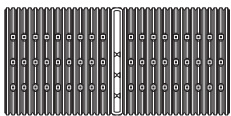
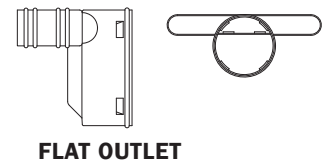
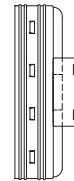
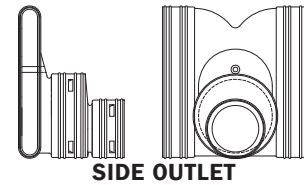
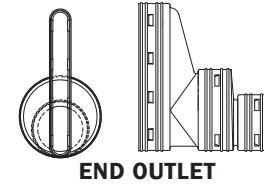
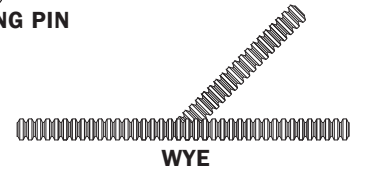
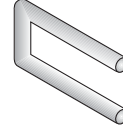
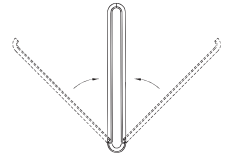
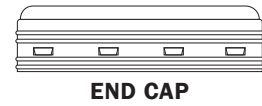
DIAMETER	LENGTH	DESCRIPTION	PRODUCT CODE
12" (300mm)	100' (30m)	No Fabric	04900100
	100' (30m)	3.5 oz. Typar Fabric	04910100
	100' (30m)	4.0 oz. Typar Fabric	04930100
	400' (120m)	4.0 oz. Typar Fabric	04930400
	112' (34m)	4.0 oz. Typar Fabric	04930112
	100' (30m)	Knitted Polyester Sock	04940100
	100' (30m)	4.0 oz. Amoco Fabric (Grey)	04950100
18" (450mm)	100' (30m)	No Fabric	06900100
	100' (30m)	4.0 oz. Fabric	06930100
	1600' (487m)	4.0 oz. Fabric	06931600
	100' (30m)	4.0 oz. Needlepunched Fabric	06950100




ADVANEDGE® FITTINGS

ADVANEDGE® FITTINGS


PIPE SIZE	FITTING	PRODUCT CODE
12" (300mm)	Snap End Cap	1432AA
18" (450mm)		1632AA
12" (300mm)	External Split Coupler	1411AA
18" (450mm)		1611AA
12" (300mm)	Wye	1480AA
12" (300mm) and 18" (450mm)	Coupling Pin (2/pk)	0840MB
12" (300mm)	End Outlet	1472AA
18" (450mm)		1672AA
12" (300mm)	Side Outlet	1471AA
18" (450mm)		1671AA
4" (100mm)	12" (300mm) Flat Outlet	1432AN
12" (300mm)	Fabricated Tee	1460AN
18" (450mm)		1660AN
12" (300mm)	Fabricated Tee (Horizontal)	1460ANH
18" (450mm)		1660ANH
12" (300mm)	Fabricated Tee with Side Outlet	1464ANH
12" (300mm)	Fabricated Tee with Perf Side Outlet	1464ANH81
12" (300mm)	Fabricated Cross Tee (Horizontal)	1436ANH
12" (300mm)	Fabricated Wye	1480AN
18" (450mm)		1680AN
12" (300mm)	Fabricated Wye (Horizontal)	1480ANH
18" (450mm)		1680ANH
12" (300mm)	Fabricated Cross Wye	1438ANH




FABRICATED TEE




FABRICATED TEE (HORIZONTAL)




FABRICATED TEE WITH SIDE OUTLET




FABRICATED CROSS TEE



FABRICATED WYE



FABRICATED WYE (HORIZONTAL)

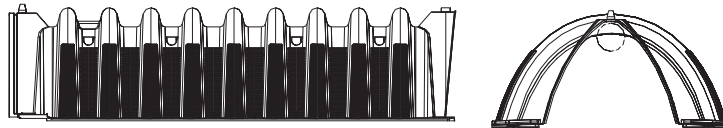


FABRICATED CROSS WYE

ARC™ CHAMBERS & ACCESSORIES

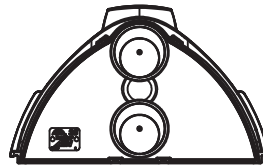
ARC CHAMBERS

TYPE	LOAD RATING	NOMINAL DIMENSIONS L x W x H	CAPACITY	PRODUCT CODE
Arc 18	H-10	67" x 16" x 12" (1702mm x 406mm x 300mm)	3.42 ft. ³ (0.10m ³)	1812BD
Arc 24	H-10	67" x 22.5" x 12" (1702mm x 572mm x 300mm)	5.02 ft. ³ (0.14m ³)	2412BD
Arc 36	H-10	63" x 34.5" x 13" (1600mm x 876mm x 330mm)	8 ft. ³ (0.23m ³)	3613BD2
Arc 36HC	H-10	63" x 34.5" x 16" (1600mm x 876mm x 400mm)	10.7 ft. ³ (0.30m ³)	3616BD2
Arc 36LP	H-10	63" x 34" x 8" (1600mm x 864mm x 200mm)	5.84 ft. ³ (0.17m ³)	3608BD
Arc 50	HS-20	49.3" x 51.5" x 30" (1252mm x 1308mm x 750mm)	6.77 ft. ³ (0.19m ³)	5030BD

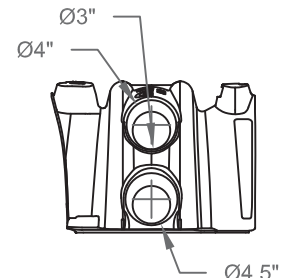


ARC ACCESSORIES

TYPE	PRODUCT CODE
Arc 18 Endcap	1802BD
Arc 24 Endcap	2402BD
Arc 36 Endcap	3603BD2
Arc 36HC Endcap	3606BD3
Arc 36LP Endcap	3624LPEC
Arc 50 Endcap	5003BD
Arc 24 Side Port Coupler	2403BD
Arc 36 Side Port Coupler	3604BD
Arc 36HC Side Port Coupler	3607BD
Endcap Splash Plate	0068
Chamber Rodent Guard	18001DA



END CAP

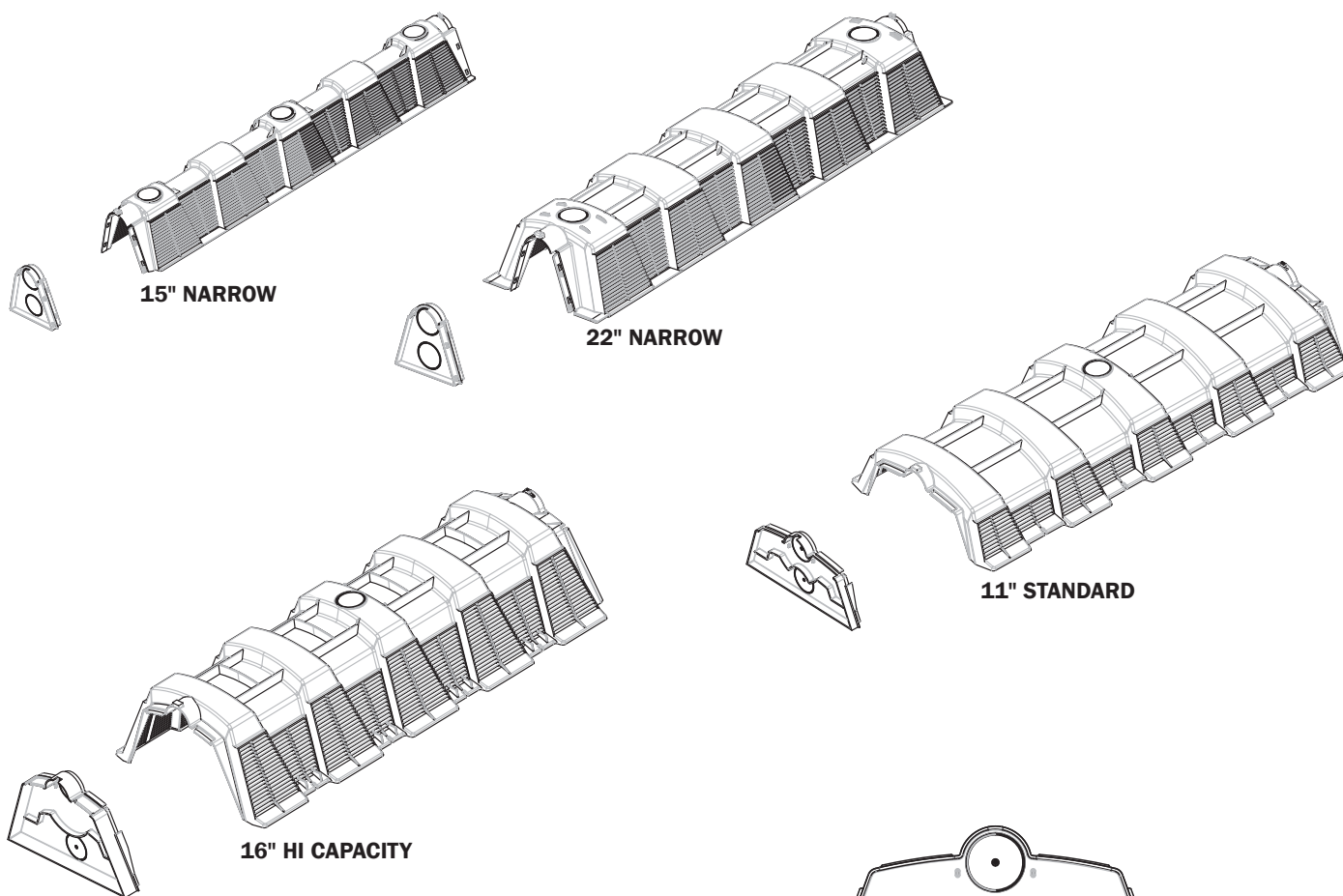


SIDE PORT COUPLER

BIODIFFUSER™ & ACCESSORIES

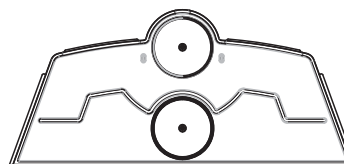
BIODIFFUSER CHAMBERS

TYPE	LOAD RATING	NOMINAL DIMENSIONS	CAPACITY	PRODUCT CODE
15" (375mm) Narrow	H-10	87" x 15" x 12" (2210mm x 375mm x 300mm)	5.0 cu. ft. (0.14m ³)	1500BD
22" (560mm) Narrow	H-10	87" x 22" x 12" (2210mm x 560mm x 300mm)	8.5 cu. ft. (0.24m ³)	2200BD
11" (280mm) Standard	H-10	76" x 34" x 11" (1930mm x 863mm x 280mm)	9.2 cu. ft. (0.26m ³)	1100BD
16" (400mm) Hi Capacity	H-10	76" x 34" x 16" (1930mm x 863mm x 400mm)	13.6 cu. ft. (0.39m ³)	1600BD
16" (400mm) Hi Capacity	H-20	76" x 34" x 16" (1930mm x 863mm x 400mm)	13.6 cu. ft. (0.39m ³)	1620BD

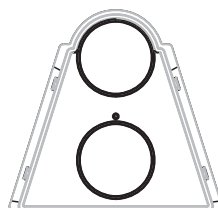


BIODIFFUSER ACCESSORIES

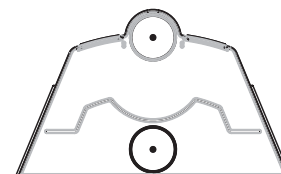
TYPE	PRODUCT CODE
11" (280mm) Endcap	1101BD
11" (280mm) Angle Section 0°-22°	1122BD
16" (400mm) Endcap	1601BD
16" (400mm) Angle Section 0°-22°	1622BD
15" (375mm) Endcap	1501BD
15" (375mm) Angle Section 0°-22°	1522BD



11" STANDARD ENDCAP



15" AND 22" NARROW ENDCAP




16" HI CAPACITY ENDCAP

*SUBJECT TO AVAILABILITY BY REGION; CHECK WITH YOUR LOCAL SALES REPRESENTATIVE FOR AVAILABILITY.

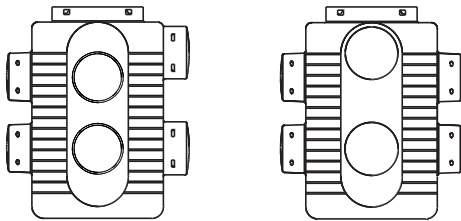
WASTE WATER ACCESSORIES

WASTE WATER ACCESSORIES

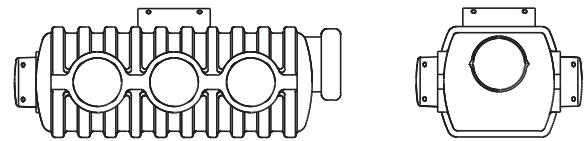
DESCRIPTION	PRODUCT CODE
 Bull Run Valve with 24" (600mm) Key	4182FG
Multi-purpose Regular Distribution Box	1369AB
Multi-purpose Hillside Distribution Box	1370AB
Regular Distribution Box Plug	1379AB
Hillside Distribution Box Plug	1380AB
Lid Kit for Sewage Ejector Sump and Radon Vented Sump	1530ADLX
18" x 30" Sewage Ejector Sump with PVC Hub	1530ADE



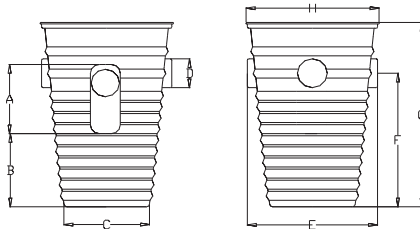
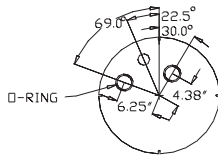
BULL RUN VALVE



MULTI-PURPOSE DISTRIBUTION BOX HILLSIDE



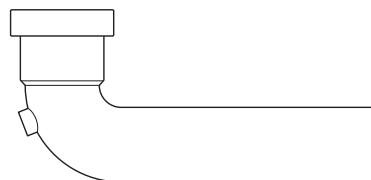
MULTI-PURPOSE DISTRIBUTION BOX REGULAR



SEWAGE EJECTOR SUMP AND LID

VENTED ELLS & BAFFLES

DESCRIPTION	PRODUCT CODE
4" (100mm) Vented Ells	0497AA
4" (100mm) Vented Ell	0497AAFL*
4" (100mm) Vented Baffle, 3" (75mm) Spur	0493AA



VENTED ELL

*LIMITED GEOGRAPHIC AVAILABILITY.

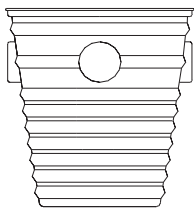
FOUNDATION DRAINAGE & ACCESSORIES

FOUNDATION DRAINAGE PRODUCTS

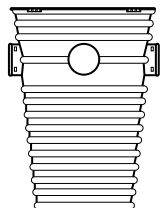
DESCRIPTION	DIMENSIONS	PRODUCT CODE
14 gal. (53L) Sump Well	18" diameter x 24" height (450mm x 600mm)	1524ADH
19 gal. (72L) Sump Well	18" diameter x 30" height (450mm x 750mm)	1530ADH
14 gal. (53L) Sump Well	18" diameter x 24" height (450mm x 600mm)	1524ADL
19 gal. (72L) Sump Well	18" diameter x 30" height (450mm x 750mm)	1530ADL
Solid, Locking Sump Lid	18" diameter (450mm)	1537ADH*
Notched, Locking Sump Lid	18" diameter (450mm)	1537ADX*
Standard, Non-Locking Sump Lid	18" diameter (450mm)	1536AD**
Solid, Non-Locking Sump Lid	18" diameter (450mm)	1537AD**
Solid, Locking Sump Lid	18" diameter (450mm)	1537ADL**
Notched, Locking Sump Lid	18" diameter (450mm)	1537ADNL**
Radon Dual Purpose Vented Well	18" diameter x 24" height (450mm x 600mm)	1524ADR
Sewage Ejector Sump Well	18" diameter x 30" height (450mm x 750mm)	1530ADE
Non-Locking Lid Kit for Sewage Ejector Sump and Radon Vented Sump	18" diameter (450mm)	1530ADLX*

*For use with Hancor 1524ADH and 1530ADH.

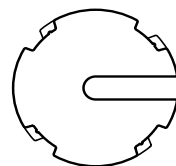
**For use with ADS 1524ADL and 1530ADL.



SUMP WELL



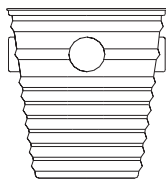
SUMP WELL



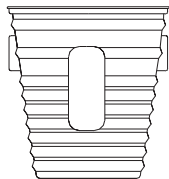
NOTCHED, LOCKING
SUMP LID



STANDARD, NON-LOCKING
SUMP LID



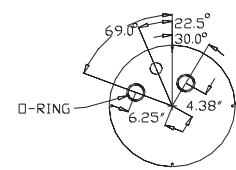
RADON SUMP WELL



SEWAGE EJECTOR
SUMP WELL



SOLID, NON-LOCKING
SUMP LID



NON-LOCKING LID KIT
FOR SEWAGE EJECTOR
& RADON SUMP

LAYOUT FLAGS, BLACK TAPE & VENT TUBE SEALING KITS



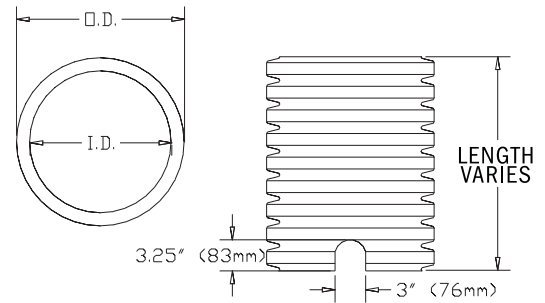
DESCRIPTION	AVAIL. LENGTHS	PRODUCT CODE
Layout Flags	—	MR F00 00 0000
2" (50mm) Black Tape	100 ft. (30.5m) roll	1137KA
½" (12.5mm) Black Filament Tape	100 ft. (30.5) roll	1147KA
Vent Tube Kit #1	—	VENT-TUBE-KIT1
Vent Tube Kit #2	—	VENT-TUBE-KIT2

METER PITS

METER PITS*

I.D. x LENGTH	PRODUCT CODE
18" x 24" (450mm x 600mm)	1805ACH
18" x 30" (450mm x 750mm)	1805AAH
18" x 36" (450mm x 900mm)	1805ABH
18" x 42" (450mm x 1050mm)	1805ADH
18" x 48" (450mm x 1200mm)	1805AEH
21" x 24" (525mm x 600mm)	2105ACH
21" x 30" (525mm x 750mm)	2105AAH
21" x 36" (525mm x 900mm)	2105ABH
21" x 48" (525mm x 1200mm)	2105AEH
24" x 24" (600mm x 600mm)	2405ACH
24" x 30" (600mm x 750mm)	2405AAH
24" x 36" (600mm x 900mm)	2405ABH
24" x 42" (600mm x 1050mm)	2405ADH
24" x 48" (600mm x 1200mm)	2405AEH
18" x 12' (450mm x 3.5m) (UNCUT SECTION)	18050012H
21" x 12' (525mm x 3.5m) (UNCUT SECTION)	21050012H
24" x 12' (600mm x 3.5m) (UNCUT SECTION)	24050012H

*ALL METER PITS ARE WHITE AND NOTCHED.
UNCUT SECTIONS DO NOT HAVE NOTCHES.



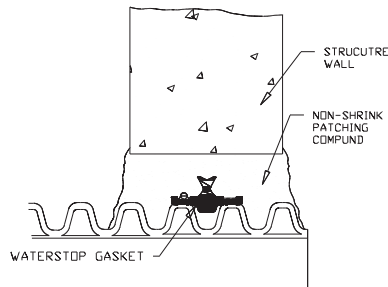
METER PITS

WATERSTOP GASKETS

WATERSTOP GASKETS

PIPE SIZE	RECOMMENDED MINIMUM HOLE DIAMETER	MINIMUM DISTANCE PIPE INVERT TO STRUCTURE INVERT	PRODUCT CODE
12" (300mm)	19.50" (495mm)	3.7" (94mm)	1202PS
15" (375mm)	23.00" (584mm)	4.0" (102mm)	1502PS
18" (450mm)	26.50" (673mm)	4.2" (107mm)	1802PS
24" (600mm)	33.25" (845mm)	4.5" (114mm)	2402PS
30" (750mm)	40.50" (1029mm)	5.2" (132mm)	3002PS
36" (900mm)	47.00" (1194mm)	5.5" (140mm)	3602PS
42" (1050mm)	53.00" (1346mm)	5.75" (146mm)	4202PS
48" (1200mm)	59.00" (1499mm)	5.75" (146mm)	4802PS
*54" (1350mm)	65.00" (1651mm)	6.4" (163mm)	5402PS
60" (1500mm)	72.00" (1829mm)	6.4" (163mm)	6002PS

*Limited Geographical Availability



WATER STOP GASKET

EROSION CONTROL FABRICS

EROSION CONTROL BLANKETS (ECB) - BIODEGRADABLE



W X L	SY/ROLL	PRODUCT CODE
7.5' x 120' (2.3m x 36.6m)	100 (84 m ²)	OOS1TT
7.5' x 120' (2.3m x 36.6m)	100 (84 m ²)	OOS2TT
7.5' x 120' (2.3m x 36.6m)	100 (84 m ²)	OCS2TT
7.5' x 120' (2.3m x 36.6m)	100 (84 m ²)	OOC2TT

TURF REINFORCEMENT MAT (TRM) - PERMANENT



SIZE	SY/ROLL	PRODUCT CODE
6.5" x 138.5' (165mm x 42.2m)	100 (84 m ²)	435GTR
6.5" x 138.5' (165mm x 42.2m)	100 (84 m ²)	450GTR

GEOSYNTHETICS

LIGHTWEIGHT – NONWOVEN



WEIGHT	W X L	SY/ROLL	PRODUCT CODE
3 oz. (85 g)	150" x 360' (3800mm x 110m)	500 (418 m ²)	0311TG
3 oz. (85 g)	180" x 360' (4575mm x 110m)	600 (502 m ²)	0311TS
3.5 oz. (99 g)	24" x 360' (600mm x 110m)	80 (67 m ²)	0351TC
3.5 oz. (99 g)	36" x 360' (900mm x 110m)	120 (100 m ²)	0351TA
3.5 oz. (99 g)	48" x 360' (1200mm x 110m)	160 (134 m ²)	0351TB
3.5 oz. (99 g)	90" x 360' (2300mm x 110m)	300 (251 m ²)	0351TT
3.5 oz. (99 g)	150" x 360' (3800mm x 110m)	500 (418 m ²)	0351TG
3.5 oz. (99 g)	180" x 360' (4575mm x 110m)	600 (502 m ²)	0351TS
4.0 oz. (113 g)	90" x 360' (2300mm x 110m)	300 (251 m ²)	0401TT
4.0 oz. (113 g)	150" x 360' (3800mm x 110m)	500 (418 m ²)	0401TG
4.0 oz. (113 g)	180" x 360' (4575mm x 110m)	600 (502 m ²)	0401TS
4.5 oz. (128 g)	150" x 360' (3800mm x 110m)	500 (418 m ²)	0451TG
4.5 oz. (128 g)	180" x 360' (4575mm x 110m)	600 (502 m ²)	0451TS

MEDIUM WEIGHT – NONWOVEN



WEIGHT	W X L	SY/ROLL	PRODUCT CODE
6 oz. (170 g)	150" x 360' (3800mm x 110m)	500 (418 m ²)	0601TG
6 oz. (170 g)	180" x 300' (4575mm x 90m)	500 (418 m ²)	0601TS
7 oz. (198 g)	72" x 360' (1825mm x 110m)	240 (201 m ²)	0701TE
7 oz. (198 g)	150" x 360' (3800mm x 110m)	500 (418 m ²)	0701TG
7 oz. (198 g)	180" x 300' (4575mm x 90m)	500 (418 m ²)	0701TS
8 oz. (227 g)	150" x 360' (3800mm x 110m)	500 (418 m ²)	0801TG
8 oz. (227 g)	180" x 300' (4575mm x 90m)	500 (418 m ²)	0801TS

HEAVY WEIGHT – NONWOVEN



WEIGHT	W X L	SY/ROLL	PRODUCT CODE
10 oz. (284 g)	180" x 300' (4575mm x 90m)	500 (418 m ²)	1001TS
12 oz. (340 g)	180" x 300' (4575mm x 90m)	500 (418 m ²)	1201TS
16 oz. (454 g)	180" x 300' (4575mm x 90m)	500 (418 m ²)	1601TS

GEOSYNTHETICS

WOVEN FABRIC SYR STABILIZATION - WOVEN



GRAB TENSILE	W X L	SY/ROLL	PRODUCT CODE
135	150" x 432' (3800mm x 130m)	600 (502 m ²)	135WTK
200	150" x 432' (3800mm x 130m)	600 (502 m ²)	200WTK
200	180" x 360' (4575mm x 110m)	600 (502 m ²)	200WTS
200	210" x 300' (5325mm x 90m)	600 (502 m ²)	200WTM
315	150" x 360' (4575mm x 110m)	500 (418 m ²)	315WTK
315	210" x 257' (5325mm x 78m)	500 (418 m ²)	315WTM
315	180" x 300' (4575mm x 90m)	500 (418 m ²)	315WTS

WOVEN FABRIC SYR MONOFILAMENT - WOVEN



W X L	SY/ROLL	PRODUCT CODE
144" x 300' (3650mm x 90m)	400 (335m ²)	104FWF

WOVEN FABRIC SYR MEDIUM STRENGTH - WOVEN



W X L	SY/ROLL	PRODUCT CODE
180" x 300' (4575mm x 90m)	500 (418 m ²)	02X2wf
180" x 300' (4575mm x 90m)	500 (418 m ²)	03X3HFTS
180" x 300' (4575mm x 90m)	500 (418 m ²)	04X4HFTS
150" x 360' (3800mm x 110m)	500 (418 m ²)	03X3HFTK
150" x 216' (3800mm x 66m)	300 (251 m ²)	04X4TK
180" x 180' (4575mm x 55m)	300 (251 m ²)	04X4TS

GEOGRID



W X L	SY/ROLL	PRODUCT CODE
187" x 328' (4750mm x 100m)	568 (475 m ²)	2020GG
187" x 328' (4750mm x 100m)	568 (475 m ²)	3030GG
187" x 328' (4750mm x 100m)	568 (475 m ²)	2020GGC
187" x 328' (4750mm x 100m)	568 (475 m ²)	3030GGC

SILT FENCE



DESCRIPTION	PRODUCT CODE
24" x 100' (600mm x 30m) rolls with 11 hardwood stakes per roll	3301WE
36" x 100' (900mm x 30m) rolls with 11 hardwood stakes per roll	3302WE
Premium Silt Fence - AASHTO 36" x 100' (900mm x 30m)	3302WP

FABRIC PINS



SIZE	QUANTITY	PRODUCT CODE
6" (50mm) Staple	1000/box	3206TP
12" (300mm) Pin	100/box	3212TP

GEOSYNTHETICS

TYPAR® (NONWOVEN - SPUNBONDED) SYR



WEIGHT	W X L	SY/ROLL	PRODUCT CODE
1.5 oz. (43 g)	36" x 300' (900mm x 91m)	100 (84 m ²)	3151TA
1.5 oz. (43 g)	48" x 300' (1200mm x 91m)	133 (111 m ²)	3151TB
1.5 oz. (43 g)	75" x 300' (1900mm x 91m)	208 (174 m ²)	3151TE
1.5 oz. (43 g)	151" x 300' (3835mm x 91m)	420 (351 m ²)	3151TG
2.0 oz. (57 g)	75" x 300' (1900mm x 91m)	208 (174 m ²)	3201TE
2.0 oz. (57 g)	36" x 300' (900mm x 91m)	100 (84 m ²)	3201TA
2.0 oz. (57 g)	48" x 300' (1200mm x 91m)	133 (111 m ²)	3201TB
2.0 oz. (57 g)	151" x 300' (3835mm x 91m)	420 (351 m ²)	3201TG
4.0 oz. (113 g)	151" x 300' (3835mm x 91m)	420 (351 m ²)	3401TG
4.0 oz. (113 g)	187" x 300' (4750mm x 91m)	520 (435 m ²)	3401TH
6.0 oz. (170 g)	151" x 300' (3835mm x 91m)	420 (351 m ²)	3601TG
6.0 oz. (170 g)	187" x 300' (4750mm x 91m)	520 (435 m ²)	3601TH

SEPTIC FABRIC (TX)



WEIGHT	W X L	PRODUCT CODE
0.7 oz. (13 g)	24" x 300' (600mm x 91m)	2824RB
0.7 oz. (13 g)	36" x 300' (900mm x 91m)	2836RB
0.7 oz. (13 g)	24" x 1500' (600mm x 457m)	2924RB
0.7 oz. (13 g)	36" x 1500' (900mm x 457m)	2936RB
0.7 oz. (13 g)	48" x 1500' (1200mm x 457m)	2948RB
0.7 oz. (13 g)	72" x 1500' (1825mm x 457m)	2972RB

SEPTIC FABRIC



WEIGHT	W X L	PRODUCT CODE
0.45 oz. (13 g)	24" x 300' (600mm x 91m)	2624RB
0.45 oz. (13 g)	36" x 300' (900mm x 91m)	2636RB
0.45 oz. (13 g)	24" x 1500' (600mm x 457m)	2724RB
0.45 oz. (13 g)	36" x 1500' (900mm x 457m)	2736RB
0.45 oz. (13 g)	48" x 1500' (1200mm x 457m)	2748RB
0.45 oz. (13 g)	60" x 1500' (1500mm x 457m)	2760RB
0.45 oz. (13 g)	72" x 1500' (1825mm x 457m)	2772RB

EROSION CONTROL FABRICS

EROSION CONTROL BLANKETS (ECB) - BIODEGRADABLE



W X L	SY/ROLL	PRODUCT CODE
7.5' x 120' (2.3m x 37m)	100 (84 m ²)	OOS1TT
7.5' x 120' (2.3m x 37m)	100 (84 m ²)	OOS2TT
7.5' x 120' (2.3m x 37m)	100 (84 m ²)	OCS2TT
7.5' x 120' (2.3m x 37m)	100 (84 m ²)	OOC2TT

TURF REINFORCEMENT MAT (TRM) - PERMANENT



SIZE	SY/ROLL	PRODUCT CODE
6.5" x 138.5' (165mm x 42m)	100 (84 m ²)	435GTR
6.5" x 138.5' (165mm x 42m)	100 (84 m ²)	450GTR

DRAINTECH®

PRO+ SERIES

CHANNEL BASINS AND PARTS


DESCRIPTION	PRODUCT CODE
5", 4' (125mm, 1.2m) Long Channel End Cap/Outlet	0583CHB
5", 4' (125mm, 1.2m) Long Black Channel	0584CHB
5", 4' (125mm, 1.2m) Long Channel with Black	0584CHBK
5", 4' (125mm, 1.2m) Long Black Channel Kit	0584CHBK
5", 8' (125mm, 2.4m) Long Black Channel Kit	0584CHBK



5", 4' BLACK CHANNEL

CHANNEL GRATES

DESCRIPTION	PRODUCT CODE
5" (125mm) Ductile	0501CHDI
5" (125mm) Polished Brass	0501CHPBR
5" (125mm) Satin Brass	0501CHSBR
5" (125mm) Black	0524CHB
5" (125mm) Green	0584CHBK



5" CHANNEL GRATE

VALVE BOXES


DESCRIPTION	PRODUCT CODE
6" (150mm) Purple Box with Purple Lid	0609VBPP
10" (250mm) Black Box with Green Lid	1100VB
10" (250mm) Green Box with Green Bolt Down Lid	1100VBGGBD
12" (300mm) Black Rectangle Box with Green Lid	1200VB
10" (250mm) Black Valve Box Body	1100VBB-Body
10" (250mm) Black Valve Box Lid	1100VBB-L
12" (300mm) Black Valve Box Body	1200VBB-Body
12" (300mm) Black Valve Box Lid	1100VBB-L



10" ROUND VALVE BOX

JUMBO VALVE BOXES

DESCRIPTION	PRODUCT CODE
12" (300mm) Black Box with Black Reader Lid	1222VBBREA
12" (300mm) Green Box with Green Lid	1222VBGG
12" (300mm) Green Box with Green Bolt Down Lid	1222VBGGBD
12" (300mm) Sand Box with Sand Lid	1222VBSS



12" JUMBO VALVE BOX WITH LID

DRAINTECH®

DRAIN BASINS, GRATES

DRAIN BASINS

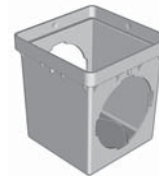
	DESCRIPTION	PRODUCT CODE
Round Drain Basins	6" (150mm) round, 1 hole	0606SD1
	6" (150mm) round, 2 hole basin	0606SD2
Square Drain Basins	6" (150mm) square, 2 hole basin	0909SD2
	9" (225mm) square, 2 hole basin kit	0909SD2K
	9" (225mm) square, 4 hole basin	0909SD4
	12" (300mm) square, 2 hole basin	1212SD2
	12" (300mm) square, 2 hole basin kit	1212SD2K
	12" (300mm) square, 4 hole basin	1212SD4
	18" (450mm) square, 2 hole basin	1818SD2
	18" (450mm) square, 4 hole basin	1818SD4
	24" (600mm) square, 2 hole basin	2424SD2
	24" (600mm) square, 4 hole basin	2424SD4



6" ONE HOLE BASIN



6" TWO HOLE BASIN



9" TWO HOLE BASIN




12" FOUR HOLE BASIN

GRATES

	DESCRIPTION	PRODUCT CODE
Square Grates for Basins	9" (225mm) square grate	0902SDX
	12" (150mm) square grate	1202SDX
	18" (150mm) square grate	1802SDX
	24" (150mm) square grate	2424SDX
Atrium Grates	6" (150mm) round atrium grate	0663SDX
	9" (150mm) round atrium grate	0903SDX
	12" (150mm) round atrium grate	1203SDX
Square Grates for Pipe	4" (150mm) square grate for 3" (75mm) pipe	0432SDX
	5" (150mm) square grate for 4" (100mm) pipe	0542SDX
	6" (150mm) sq. grate for 3" (75mm) or 4" (100mm) pipe	0642SDX
	7" (150mm) square grate for 6" (150mm) pipe	0762SDX
	8" (150mm) square grate for 6" pipe	0862SDX
Round Grates	3" (150mm) round grate	0330SDX
	4" (150mm) round grate	0440SDX
	6" (150mm) round grate	0660SDX
	8" (150mm) round grate	0860SDX
	10" (150mm) round grate	1080SDX
	12" (150mm) round grate	1210SDX



6" ROUND GRATE



6" ATRIUM GRATE



7" SQUARE GRATE



9" SQUARE GRATE

X= Last letter of item number is grate color. Not all items are available in all colors. B=Black, G=Green, S=Sand, Y=Gray.

Example: 0903SDS is 9" Atrium Grate, Sand Color.

DRAINTECH®

CHANNEL BASINS AND GRATES, VALVE BOXES, EMITTERS

For full DrainTech product line, see DrainTech Product Catalog

CHANNEL BASINS

DESCRIPTION	PRODUCT CODE
3" (75 mm) basin, 4' (1.2m) length	0304CH
3" (75 mm) basin, 6' (1.8m) length	0306CH
3" (75 mm) basin, 10' (3.0m) length	0310CH
5" (125 mm) basin, 4' (1.2m) length	0504CH
5" (125 mm) basin, 6' (1.8m) length	0506CH
5" (125 mm) basin, 10' (3.0m) length	0510CH



CHANNEL BASIN

VALVE BOXES

	DESCRIPTION	PRODUCT CODE
Round Valve Boxes	6" (150mm) box with lid	0606SD1
	6" (150mm) replacement lid only	0606SD2
	10" (250mm) box with lid	0909SD2
	10" (250mm) replacement lid only	0909SD2K
Square Drain Basins	6" (150mm) high with lid	0909SD4
	6" (150mm) high jumbo with lid	1212SD2
	10" (250mm) high with lid	1212SD2K
	10" (250mm) replacement lid	1212SD4
	12" (300mm) high with lid	1818SD2
	12" (300mm) replacement lid	1818SD4
	12" (300mm) high jumbo with lid	2424SD2
12" (300mm) jumbo replacement lid	2424SD2	



ROUND VALVE BOX



RECTANGULAR VALVE BOX

CHANNEL GRATES


DESCRIPTION	PRODUCT CODE
3" (75mm) brass grate	0301CHBR
3" (75mm) iron grate	0301CHCG
3" (75mm) PE grate	0324CHX
5" (125mm) iron grate	0501CHCG
5" (125mm) PE grate	0524CHX



CHANNEL GRATE

EMITTERS

DESCRIPTION	PRODUCT CODE
Emitter only, fits 3" (75mm) or 4" (100mm) pipe	3400SD
Emitter with 3" (75mm) PVC elbow fitting	3491SD
Emitter with 4" (100mm) PVC elbow fitting	3492SD
Emitter with 3" (75mm) CPE elbow fitting	3493SD
Emitter with 4" (100mm) CPE elbow fitting	3494SD



EMITTER TOP



EMITTER WITH ELBOW

HANCOR YOUR PIPELINE TO INFORMATION.

24 HOURS A DAY, SEVEN DAYS A WEEK

In today's fast-paced environment, the normal 8 a.m. – 5 p.m. workday is quickly becoming a thing of the past. That's why Hancor provides you with a variety of ways to request and receive information around the clock. Talk in real-time. Or get information electronically. Whatever you prefer, we've got you covered.

Hancor offers a full array of literature on all of our product lines. Find what you need with the self-service convenience of our Web site at www.hancor.com.



DIRECT CONTACT

CUSTOMER SERVICE

888-FOR PIPE (367-7473)

Fax 888-FAX PIPE (329-7473) 24 hours a day

ELECTRONIC MEDIA

WEB SITE

Find market- and application-specific information and the latest industry news at our On-Line Pipeline – www.hancor.com

Hancor "Terms and Conditions of Sale" are available on the Hancor web site, www.hancor.com

Hancor, DrainTech®, TripleWall®, N-12®, AdvanEDGE®, Arc®, Grain Aire®, SaniTite®, SaniTite® HP, N-12® HP, MEGA GREEN™, EDGEX®, PolyFlex™ and DrainTech® are registered trademarks of Advanced Drainage Systems, Inc. Duraslot® is a registered trademark of Hall Construction Products. StormTech® is a registered trademark of StormTech, Inc. Inserta Tee® is a registered trademark of Inserta Fittings, Inc. Nyloplast® is a registered trademark of Nyloplast, Inc. TYPAR® is a registered trademark of Fiberweb, Inc.
© 2011 Hancor, Inc. 0300 03/11 MH