

Table of Contents – Section Six

NOTE: Only those items shown in blue are included in this section

Introduction

Service & Shelf Life, Warning/Cautions	1-2
Background & Product Data	3-9
Hose Products & Specification Tables	10-32
Hydraulic Hose Interchange & Selection Guide	33-35
Selecting the Proper Hose.....	36-37
How to Describe Gates Hydraulic Hose Assemblies.....	38-39
Crimpers, Die Selection Tables & Power Sources.....	40-51
Assembly Equipment.....	52-57
Coupling Selection & Identification.....	58-72
Gates Global Part Numbering System.....	73-77
Coupling/Thread Configurations.....	78-96

Hose

Extremely High Pressure (G6K, C13 [G5K], G4K, G3K).....	97-99
Very High Pressure (C12 & C12M).....	149
High Pressure (C2AT [G2], M2T®, M4K, M3K, C2ATH [G2H], C2A, G2AT-HMP, J2AT).....	182-189
Medium Pressure (C1T [G1], C1TH [G1H], C1A, C3, C3H, C6, C6H).....	190-195
Low Pressure Hose (G4H, GMV, C4, RLA, RLC)	281-285
Low Pressure Hose (LOR, LOC, LOL).....	297-300
Medium Pressure (C5C, C5D, C5M, LPG)	304-306
Medium Pressure (C5E).....	317
Teflon* (C14) Hose & Assemblies.....	324-327
Thermoplastic (C7S, C7SNC, C7SDL, C7SNCDL, C8, C8SNC).....	336-338
PolarSeal®.....	346
Power Steering.....	369

Couplings

Global Spiral™	100-123
PCM	124-148
PCS	150-181
MegaCrimp® G25	196-225
Power Crimp®	226-273
Type T Field Attachable.....	274-280
G4H	286-289
C4	290-296
Lock-On Brass Field Attachable	301-303
C5C & C5D Field Attachable	307-316
C5E Field Attachable	318-323
C14	328-335
PCTS Thermoplastic	339-345
PolarSeal™	347-368
Power Steering	370-372
Quick Disconnect	373-387

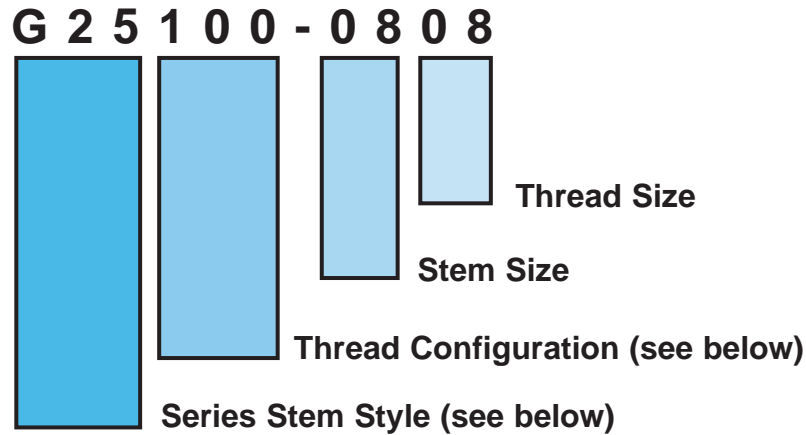
Adapters.....	388-429
Accessories.....	430-440
Coupling Identification/Thread Identification Tools.....	441-442
Technical Data	443-447
Teflon Chemical Resistance Tables	448-451
Chemical Resistance Ratings & Tables	452-461
Hose Stock Characteristics	462
Agency Specifications of Hose Selection Guide	463
Recommended Coupling & Adapter Installation Torque.....	464
Additional Temperature Limits/Pressure Conversions	465-466
Decimal and Millimeter Equivalent of Fractions/Metric	467
Nomographic Chart	468
Hydraulic System Pressure Drop.....	469-470
Selection, Installation & Maintenance of Hose & Hose Assemblies	471-472
How to Make Hose Assemblies of Specific Lengths.....	473
Hose Assembly Routing Tips.....	474-475
Part/Description/Product No Table	476-524
Product No/Description/Part Table	525-573

*Registered Trademark of DuPont

Gates Global Part Numbering System

Gates couplings feature a meaningful Part number that makes coupling identification fast and easy. Always refer to Gates Crimp Data Charts when selecting hose and coupling combinations.

In the following example, the Global Part Number G25100-0808 identifies a MegaCrimp® Male Pipe (MP) coupling with -8 (1/2") stem size and -8 (1/2") thread size.



Series Stem Styles:

G20—GlobalSpiral™
G25—MegaCrimp

G40—Couplings for C14 Teflon* Hose
G45—PolarSeal™ Couplings

Thread Configurations

These three digit numbers identify the various coupling thread configurations.

100 — MP	Male Pipe (NPTF - 30° Cone Seat)	149 — FMX90S	Female MegaSeal Swivel - 90° Bent Tube Short Drop
101 — MPLN	Male Pipe Long Nose	150 — FMX90	Female MegaSeal Swivel - 90° Bent Tube
102 — MPAPI	Male Pipe for API Unions	151 — FMX90L	Female MegaSeal Swivel - 90° Bent Tube Long Drop
105 — MPX	Male Pipe Swivel (NPTF - Without 30° Cone Seat)	152 — FMX90XL	Female MegaSeal Swivel - 90° Bent Tube Extra Long Drop
106 — MPX90	Male Pipe Swivel - 90° Block (NPTF - Without 30° Cone Seat)	165 — MJ	Male JIC 37° Flare
107 — MPX90L	Male Pipe Swivel - 90° Block Long (NPTF - Without 30° Cone Seat)	166 — MJL	Male JIC 37° Flare Long
110 — FP	Female Pipe (NPTF - Without 30° Cone Seat)	167 — MJ90BK	Male JIC 37° Flare - 90° Block
111 — FPX	Female Pipe Swivel (NPSM - 30° Cone Seat)	170 — FJX	Female JIC 37° Flare Swivel
112 — FPXT	Female Pipe Swivel Tapered Threads (NPTF)	171 — FJXL	Female JIC 37° Flare Swivel Long
120 — MB	Male O-Ring Boss	172 — FJX30	Female JIC 37° Flare Swivel - 30° Bent Tube
121 — MBX	Male O-Ring Boss Swivel	173 — FJX30L	Female JIC 37° Flare Swivel - 30° Bent Tube Long Drop
122 — MBX45	Male O-Ring Boss Swivel - 45° Block	174 — FJX45S	Female JIC 37° Flare Swivel - 45° Short Bent Tube Short Drop
123 — MBX90	Male O-Ring Boss Swivel - 90° Block	175 — FJX45	Female JIC 37° Flare Swivel - 45° Bent Tube
124 — MBX90L	Male O-Ring Boss Swivel - 90° Block Long	176 — FJX45L	Female JIC 37° Flare Swivel - 45° Bent Tube Long Drop
140 — FMX	Female MegaSeal Swivel	177 — FJX60	Female JIC 37° Flare Swivel - 60° Bent Tube
141 — FMXL	Female MegaSeal Swivel Long	178 — FJX60L	Female JIC 37° Flare Swivel - 60° Bent Tube Long Drop
142 — FMX30	Female MegaSeal Swivel - 30° Bent Tube	179 — FJX90S	Female JIC 37° Flare Swivel - 90° Bent Tube Short Drop
143 — FMX30L	Female MegaSeal Swivel - 30° Bent Tube Long Drop	180 — FJX90M	Female JIC 37° Flare Swivel - 90° Bent Tube
144 — FMX45S	Female MegaSeal Swivel - 45° Bent Tube Short Drop	181 — FJX90L	Female JIC 37° Flare Swivel - 90° Bent Tube Long Drop
145 — FMX45	Female MegaSeal Swivel - 45° Bent Tube	182 — FJX90XL	Female JIC 37° Flare Swivel - 90° Bent Tube Extra Long Drop
146 — FMX45L	Female MegaSeal Swivel - 45° Bent Tube Long Drop		
147 — FMX60	Female MegaSeal Swivel - 60° Bent Tube		
148 — FMX60L	Female MegaSeal Swivel - 60° Bent Tube Long Drop		

*Teflon is a registered trademark of DuPont.

Gates Global Part Numbering System — continued

Thread Configurations — continued

185 — FJXP	Female JIC 37° Flare Swivel Under Pressure	317 — FL90XL	Code 61 O-Ring Flange - 90° Bent Tube Extra Long Drop
187 — FJX90BK	Female JIC 37° Flare Swivel - 90° Block	318 — FL90XXL	Code 61 O-Ring Flange - 90° Bent Tube Extra Extra Long Drop
195 — MS	Male SAE 45° Flare	323 — FL100	Code 61 O-Ring Flange - 100° Bent Tube
196 — MS45	Male SAE 45° Flare - 45° Bent Tube	325 — FL110	Code 61 O-Ring Flange - 110° Bent Tube
197 — MS90	Male SAE 45° Flare - 90° Bent Tube	327 — FL120	Code 61 O-Ring Flange - 120° Bent Tube
199 — MS90BK	Male SAE 45° Flare - 90° Block	329 — FL125	Code 61 O-Ring Flange - 125° Bent Tube
200 — FSX	Female SAE 45° Flare Swivel	331 — FL135	Code 61 O-Ring Flange - 135° Bent Tube
201 — FSXLT	Female SAE 45° Flare Swivel Long Tube	350 — FLH	Code 62 O-Ring Flange Heavy
202 — FSX45	Female SAE 45° Flare Swivel - 45° Bent Tube	351 — FLHL	Code 62 O-Ring Flange Heavy Long
203 — FSX45L	Female SAE 45° Flare Swivel - 45° Bent Tube Long Drop	352 — FLH22	Code 62 O-Ring Flange Heavy - 221/2° Bent Tube
204 — FSX90S	Female SAE 45° Flare Swivel - 90° Bent Tube Short Drop	354 — FLH30	Code 62 O-Ring Flange Heavy - 30° Bent Tube
205 — FSX90	Female SAE 45° Flare Swivel - 90° Bent Tube	357 — FLH45	Code 62 O-Ring Flange Heavy - 45° Bent Tube
206 — FSX90L	Female SAE 45° Flare Swivel - 90° Bent Tube Long Drop	358 — FLH45L	Code 62 O-Ring Flange Heavy - 45° Bent Tube Long Drop
207 — FSX90XL	Female SAE 45° Flare Swivel - 90° Bent Tube Extra Long Drop	359 — FLH60	Code 62 O-Ring Flange Heavy - 60° Bent Tube
210 — FJSX	Dual Seat Female JIC 37°/SAE 45° Flare Swivel	361 — FLH67	Code 62 O-Ring Flange Heavy - 671/2° Bent Tube
211 — FJSX45	Dual Seat Female JIC 37°/SAE 45° Flare Swivel - 45° Bent Tube	364 — FLH90S	Code 62 O-Ring Flange Heavy - 90° Bent Tube Short Drop
212 — FJSX90	Dual Seat Female JIC 37°/SAE 45° Flare Swivel - 90° Bent Tube	365 — FLH90	Code 62 O-Ring Flange Heavy - 90° Bent Tube
225 — MFFOR	Male Flat Face O-Ring	366 — FLH90L	Code 62 O-Ring Flange Heavy - 90° Bent Tube Long Drop
229 — FFORXS	Female Flat-Face Swivel Short	367 — FLH90XL	Code 62 O-Ring Flange Heavy - 90° Bent Tube Extra Long Drop
230 — FFORX	Female Flat-Face Swivel	370 — FLFF	Flange Without O-Ring Groove (Code 62)
231 — FFORXL	Female Flat-Face Swivel Long	400 — FLC	Caterpillar Style O-Ring Flange (Code 62)
235 — FFORX45	Female Flat-Face Swivel - 45° Bent Tube	401 — FLCL	Caterpillar Style O-Ring Flange (Code 62) Long
239 — FFORX90S	Female Flat-Face Swivel - 90° Bent Tube Short Drop	402 — FLC22	Caterpillar Style O-Ring Flange (Code 62) 221/2° Bent Tube
240 — FFORX90M	Female Flat-Face Swivel - 90° Bent Tube	404 — FLC30	Caterpillar Style O-Ring Flange (Code 62) 30° Bent Tube
241 — FFORX90L	Female Flat-Face Swivel - 90° Bent Tube Long Drop	407 — FLC45	Caterpillar Style O-Ring Flange (Code 62) 45° Bent Tube
242 — FFORX90XL	Female Flat-Face Swivel - 90° Bent Tube Extra Long Drop	409 — FLC60	Caterpillar Style O-Ring Flange (Code 62) 60° Bent Tube
300 — FL	Code 61 O-Ring Flange	411 — FLC67	Caterpillar Style O-Ring Flange (Code 62) 671/2° Bent Tube
301 — FLL	Code 61 O-Ring Flange Long	415 — FLC90	Caterpillar Style O-Ring Flange (Code 62) 90° Bent Tube
302 — FL22	Code 61 O-Ring Flange - 221/2° Bent Tube	416 — FLC90L	Caterpillar Style O-Ring Flange (Code 62) 90° Bent Tube Long Drop
304 — FL30	Code 61 O-Ring Flange - 30° Bent Tube	450 — TBFL	Two Bolt Flange (Code 61)
305 — FL30L	Code 61 O-Ring Flange - 30° Bent Tube Long Drop	452 — TBFL45	Two Bolt Flange (Code 61) 45° Bent Tube
307 — FL45	Code 61 O-Ring Flange - 45° Bent Tube	454 — TBFL90	Two Bolt Flange (Code 61) 90° Bent Tube
309 — FL60	Code 61 O-Ring Flange - 60° Bent Tube	460 — ABC	Air Brake Compression
310 — FL60L	Code 61 O-Ring Flange - 60° Bent Tube Long Drop	461 — STA	Straight Tube Assembly
311 — FL67	Code 61 O-Ring Flange - 671/2° Bent Tube	500 — MIX	SAE Male Inverted Swivel
312 — FL67L	Code 61 O-Ring Flange - 671/2° Bent Tube Long Drop	501 — MIXL	SAE Male Inverted Swivel Long
313 — FL90XS	Code 61 O-Ring Flange - 90° Bent Tube Extra Short Drop	502 — MIX45	SAE Male Inverted Swivel - 45° Bent Tube
314 — FL90S	Code 61 O-Ring Flange - 90° Bent Tube Short Drop	504 — MIX90	SAE Male Inverted Swivel - 90° Bent Tube
315 — FL90	Code 61 O-Ring Flange - 90° Bent Tube	508 — FI	Female Inverted
316 — FL90L	Code 61 O-Ring Flange - 90° Bent Tube Long Drop	510 — MFA	SAE Male Flareless Assembly
		511 — MFA90	SAE Male Flareless - 90° Block




Gates Global Part Numbering System — continued

Thread Configurations — continued

520 — SP	Stand Pipe	620 — FDLX	Female DIN Light Series Swivel Universal 24°/60° Cone
521 — SPL	Stand Pipe Long	625 — FDLX45	Female DIN Light Series Swivel Universal 24°/60° Cone - 45° Bent Tube
522 — SP45	Stand Pipe - 45° Bent Tube	630 — FDLX90	Female DIN Light Series Swivel Universal 24°/60° Cone - 90° Bent Tube
524 — SP90	Stand Pipe - 90° Bent Tube	640 — FDLXS	Female Din Light Swivel (Heavy Thread Series)
527 — FBO	Female Braze-On Stems	645 — FDLORX	Female DIN Light Series O-Ring Swivel 24° Cone
530 — PL	Male Press-Loc Stems	650 — FDLORX45	Female DIN Light Series O-Ring Swivel 24° Cone - 45° Bent Tube
531 — PL45	Male Press-Loc Stems - 45° Bent Tube	655 — FDLORX90	Female DIN Light Series O-Ring Swivel 24° Cone - 90° Bent Tube
532 — PL90	Male Press-Loc Stems - 90° Bent Tube	715 — MDH	Male DIN Heavy Series 24° Inverted Cone
535 — HLE	Hose Length Extender	720 — FDHORX	Female DIN Heavy Series O-Ring Swivel 24° Cone
536 — HLE45	Hose Length Extender - 45° Bent Tube	725 — FDHORX45	Female DIN Heavy Series O-Ring Swivel 24° Cone - 45° Bent Tube
537 — HLE 90	Hose Length Extender - 90° Bent Tube	730 — FDHORX90	Female DIN Heavy Series O-Ring Swivel 24° Cone - 90° Bent Tube
538 — HLESG	Hose Length Extender - Sight - Glass	735 — MKB	Metric Kolbelco
539 — HLET	Hose Length Extender - Tee	750 — MSP	Metric Stand Pipe
540 — FABX	Female Air Brake Swivel	751 — MSP45	Metric Stand Pipe - 45° Bent Tube
541 — HLE180	Hose Length Extender - 180° Bent Tube	752 — MSP90	Metric Stand Pipe - 90° Bent Tube
543 — TBFLX	Two Bolt Flange Swivel	795 — MBSPT	Male British Standard Pipe Tapered / Japanese Tapered Thread
560 — MPG	Male Special Grease Fitting	800 — FBSPT	Female British Standard Pipe Tapered / Japanese Tapered Thread
561 — FG	Female Special Grease Fitting	810 — MBSPP	Male British Standard Pipe Parallel
562 — FZX	Parker Triple Thread Female Swivel	811 — MBSPLN	Male British Standard Pipe Parallel Long Nose
563 — PWX	Pressure Washer Swivel (Karcher)	815 — FBSPPX	Female British Standard Pipe Parallel Swivel
564 — BJJ	Banjo (Ford Tractor)	820 — FBSPPX45	Female British Standard Pipe Parallel Swivel - 45° Bent Tube
570 — MST	Male SAE (45° Flare) - Straight Tube	825 — FBSPPX90	Female British Standard Pipe Parallel Swivel - 90° Bent Tube
571 — MST45	Male SAE (45° Flare) - 45° Bent Tube	830 — FBSPORX	Female British Standard Parallel Pipe O-Ring Swivel
572 — MST90	Male SAE (45° Flare) - 90° Bent Tube	831 — FBSPORX45	Female British Standard Parallel Pipe O-Ring Swivel - 45° Bent Tube
583 — MTON	Male SAE Tube O-Ring Nut	832 — FBSPORX90	Female British Standard Parallel Pipe O-Ring Swivel - 90° Bent Tube
584 — MTON45	Male SAE Tube O-Ring Nut - 45° Bent Tube	847 — FBX90BK	Female British Standard Pipe Parallel - 90° Block
585 — MTON90	Male SAE Tube O-Ring Nut - 90° Bent Tube	850 — BSPBJ	BSPB Banjo
586 — FTONR12SP	Female SAE Tube O-Ring Nut Swivel w/R12 Service Port	855 — FBFFX	Female British Flat Face Swivel
587 — FTONR134aSP	Female SAE Tube O-Ring Nut Swivel w/R134a Service Port	910 — FKX	Female Komatsu Style Japanese Metric Swivel
588 — FTON134SP	Female SAE Tube O-Ring Nut Swivel w/R134A Service Port	930 — FJISX	Female Japanese Industrial Standard Swivel
589 — FTON134SP90	Female SAE Tube O-Ring Nut Swivel - 90° Bent Tube w/R134A Service Port	935 — MMFA	Male Metric Flareless Assembly
590 — FTON	Female SAE Tube O-Ring Nut Swivel	950 — MSL	Male (Ford) Spring Lock
591 — FTON45	Female SAE Tube O-Ring Nut Swivel - 45° Bent Tube	951 — MSL90	Male (Ford) Spring Lock - 90° Bent Tube
592 — FTON90	Female SAE Tube O-Ring Nut Swivel - 90° Bent Tube	952 — FSL	Female (Ford) Spring Lock
593 — FTOMN	Female SAE Tube O-Ring Metric Nut Swivel	953 — FSL90	Female (Ford) Spring Lock - 90° Bent Tube
594 — FTOMN45	Female SAE Tube O-Ring Metric Nut Swivel - 45° Bent Tube	954 — R12SP	Hose Splicer w/R12 7/16-20 Thread Service Port
595 — FTOMN90	Female SAE Tube O-Ring Metric Nut Swivel - 90° Bent Tube	956 — R134SP	Hose Splicer w/R134A Service Port
596 — FTON90BL	Female SAE Tube O-Ring Nut Swivel - 90° Block	957 — R134SPRL	Female Rotalok w/R134a Service Port - 90° Block
597 — MIO	Male Inverted O-Ring	958 — CFTON90	Compressor Female Tube O-Ring Nut - 90° Bent Tube
598 — MIO45	Male Inverted O-Ring - 45° Bent Tube	959 — CFTON90BL	Compressor Female Tube O-Ring Nut - 90° Block
599 — MIO90	Male Inverted O-Ring - 90° Bent Tube		
600 — MIOBKHD	Male Inverted O-Ring Bulkhead		
601 — MIOBKHD45	Male Inverted O-Ring Bulkhead - 45° Bent Tube		
602 — MIOBKHD90	Male Inverted O-Ring Bulkhead - 90° Bent Tube		
615 — MDL	Male DIN Light Series 24° Inverted Cone		

MegaCrimp® G25-Series Couplings


Male Pipe (NPTF - 30° Cone Seat)



SPECIFICATIONS

Description	Part No.	Product No.	Hose I.D.		Thread Size	Stem Hex		Length		"C" Cut-Off	
			(In.)	(mm.)		(In.)	(mm.)	(In.)	(mm.)	(In.)	(mm.)
4G-2MP	G25100-0402	7100-10025	1/4	6.35	1/8-27	1/2	12.7	1.97	50.0	0.95	24.0
4G-4MP	G25100-0404	7100-10035	1/4	6.35	1/4-18	9/16	14.3	2.07	52.5	1.04	26.5
4G-6MP	G25100-0406	7100-10045	1/4	6.35	3/8-18	11/16	17.4	2.13	54.0	1.10	28.0
4G-8MP	G25100-0408	7100-10055	1/4	6.35	1/2-14	7/8	22.2	2.40	61.0	1.38	35.0
6G-4MP	G25100-0604	7100-10075	3/8	9.53	1/4-18	5/8	15.8	2.28	58.0	1.19	30.1
6G-6MP	G25100-0606	7100-10085	3/8	9.53	3/8-18	11/16	17.4	2.19	55.5	1.09	27.6
6G-8MP	G25100-0608	7100-10095	3/8	9.53	1/2-14	7/8	22.2	2.46	62.5	1.36	34.6
8G-6MP	G25100-0806	7100-00105	1/2	12.7	3/8-18	13/16	20.6	2.60	66.0	1.12	28.5
8G-8MP	G25100-0808	7100-00115	1/2	12.7	1/2-14	7/8	22.2	2.82	71.5	1.34	34.0
8G-12MP	G25100-0812	7100-00125	1/2	12.7	3/4-14	1 1/16	27.0	2.91	74.0	1.44	36.5
10G-8MP	G25100-1008	7100-00135	5/8	15.8	1/2-14	15/16	23.8	2.91	74.0	1.44	36.5
10G-12MP	G25100-1012	7100-00145	5/8	15.8	3/4-14	1 1/16	27.0	2.89	73.5	1.42	36.0
12G-8MP	G25100-1208	7100-00155	3/4	19.0	1/2-14	1 1/16	27.0	3.47	88.0	1.46	37.0
12G-12MP	G25100-1212	7100-00165	3/4	19.0	3/4-14	1 1/16	27.0	3.47	88.0	1.46	37.0
12G-16MP	G25100-1216	7100-00175	3/4	19.0	1-11 1/2	1 3/8	34.9	3.64	92.5	1.63	41.5
16G-12MP	G25100-1612	7100-00195	1	25.4	3/4-14	1 3/8	34.9	3.94	100.	1.70	43.2
16G-16MP	G25100-1616	7100-00205	1	25.4	1-11 1/2	1 3/8	34.9	4.11	104.	1.88	47.7
20G-20MP	G25100-2020	7100-00215	1 1/4	31.7	1 1/4-11 1/2	1 3/4	44.4	4.41	112.	2.09	53.0

Male Pipe Long Nose



SPECIFICATIONS

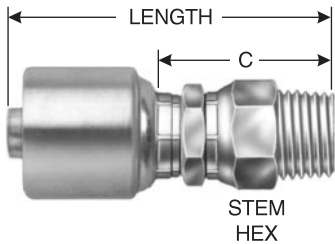
Description	Part No.	Product No.	Hose I.D.		Thread Size	Stem Hex		Length		"C" Cut-Off	
			(In.)	(mm.)		(In.)	(mm.)	(In.)	(mm.)	(In.)	(mm.)
4G-6MPLN	G25101-0406	7100-16625	1/4	6.35	3/8-18	11/16	17.4	2.50	63.5	1.48	37.5
6G-6MPLN	G25101-0606	7100-16635	3/8	9.53	3/8-18	11/16	17.4	2.58	65.5	1.48	37.6

For use with J2AT Jack Hose and special high pressure applications.



The world's most trusted name in belts, hose and hydraulics

Male Pipe Swivel (NPTF - Without 30° Cone Seat)

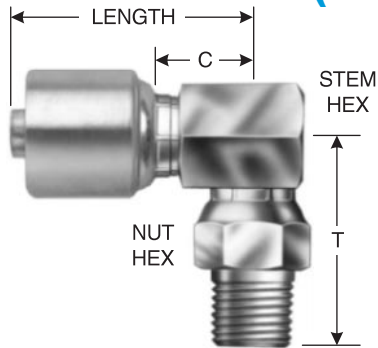


NOT TO BE USED AS A LIVE SWIVEL

SPECIFICATIONS

Description	Part No.	Product No.	Hose I.D.		Thread Size	Stem Hex		Nut Hex		Length		"C" Cut-Off	
			(In.)	(mm)		(In.)	(mm)	(In.)	(mm)	(In.)	(mm)	(In.)	(mm)
4G-4MPX	G25105-0404	7100-10255	1/4	6.35	1/4-18	1/2	12.70	1 1/16	17.48	2.61	66.30	1.58	40.20
4G-6MPX	G25105-0406	7100-10265	1/4	6.35	3/8-18	5/8	15.88	7/8	22.23	2.74	69.50	1.71	43.50
4G-8MPX	G25105-0408	7100-10275	1/4	6.35	1/2-14	3/4	19.05	1	25.40	2.97	75.40	1.95	49.40
6G-4MPX	G25105-0604	7100-10285	3/8	9.53	1/4-18	5/8	15.88	7/8	22.23	2.87	72.80	1.77	44.90
6G-6MPX	G25105-0606	7100-10295	3/8	9.53	3/8-18	5/8	15.88	7/8	22.23	2.82	71.50	1.72	43.60
6G-8MPX	G25105-0608	7100-10305	3/8	9.53	1/2-14	3/4	19.05	1	25.40	3.05	77.40	1.95	49.50
8G-6MPX	G25105-0806	7100-00315	1/2	12.70	3/8-18	13/16	20.65	7/8	22.23	3.23	82.00	1.76	44.60
8G-8MPX	G25105-0808	7100-00325	1/2	12.70	1/2-14	13/16	20.65	1	25.40	3.42	86.90	1.95	49.40
10G-12MPX	G25105-1012	7100-00335	5/8	15.88	3/4-14	1 1/16	27.00	1 5/16	33.35	3.48	88.50	2.01	51.10
12G-8MPX	G25105-1208	7100-00345	3/4	19.05	1/2-14	1 1/16	27.00	1	25.40	3.97	100.90	1.97	49.90
12G-12MPX	G25105-1212	7100-00355	3/4	19.05	3/4-14	1 1/16	27.00	1 5/16	33.35	4.02	102.00	2.01	51.00
16G-16MPX	G25105-1616	7100-00365	1	25.40	1-11 1/2	1 3/8	34.93	1 5/8	41.28	4.73	120.20	2.50	63.40

Male Pipe Swivel - 90° Block (NPTF - Without 30° Cone Seat)



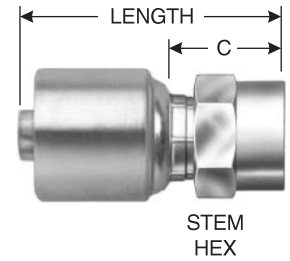
NOT TO BE USED AS A LIVE SWIVEL

SPECIFICATIONS

Description	Part No.	Product No.	Hose I.D.		Thread Size	Nut Hex		"T" Drop		Length		"C" Cut-Off	
			(In.)	(mm)		(In.)	(mm)	(In.)	(mm)	(In.)	(mm)	(In.)	(mm)
4G-4MPX90	G25106-0404	7100-10375	1/4	6.35	1/4-18	1 1/16	17.48	1.63	41.30	1.75	44.50	0.72	18.40
4G-6MPX90	G25106-0406	7100-10385	1/4	6.35	3/8-18	7/8	22.23	1.73	43.90	1.82	46.25	0.80	20.22
6G-4MPX90	G25106-0604	7100-10395	3/8	9.53	1/4-18	1 1/16	17.48	1.66	42.10	1.95	49.60	0.85	21.70
6G-6MPX90	G25106-0606	7100-10405	3/8	9.53	3/8-18	7/8	22.23	1.76	44.80	1.95	49.60	0.85	21.70
6G-8MPX90	G25106-0608	7100-10415	3/8	9.53	1/2-14	1	25.40	1.93	49.10	1.96	49.70	0.85	21.70
8G-6MPX90	G25106-0806	7100-07135	1/2	12.70	3/8-18	7/8	22.23	1.89	48.00	2.55	64.70	1.07	27.20
8G-8MPX90	G25106-0808	7100-00425	1/2	12.70	1/2-14	1	25.40	2.06	52.30	2.55	64.70	1.07	27.20
8G-8MPX90L	G25107-0808	7100-00455	1/2	12.70	1/2-14	1	25.40	2.06	52.30	3.76	95.50	1.80	45.60
12G-12MPX90	G25106-1212	7100-00435	3/4	19.05	3/4-14	1 5/16	33.35	2.30	58.40	3.18	80.70	1.17	29.70

MEGACRIMP CPLGS.

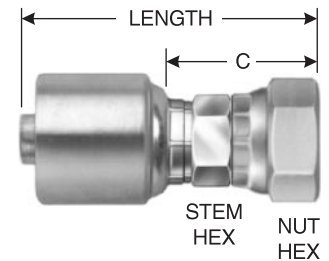
Female Pipe (NPTF - Without 30° Cone Seat)



SPECIFICATIONS

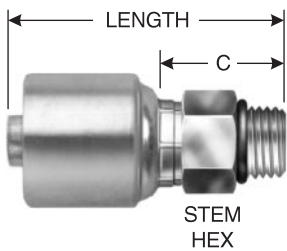
Description	Part No.	Product No.	Hose I.D.		Thread Size	Stem Hex		Length		"C" Cut-Off	
			(In.)	(mm.)		(In.)	(mm.)	(In.)	(mm.)	(In.)	(mm.)
4G-2FP	G251110-0402	7100-10485	1/4	6.35	1/8-27	9/16	14.3	1.74	44.3	0.72	18.3
4G-4FP	G251110-0404	7100-10495	1/4	6.35	1/4-18	11/16	17.4	1.99	50.5	0.97	24.5
4G-6FP	G251110-0406	7100-10505	1/4	6.35	3/8-18	13/16	20.6	1.99	50.5	0.97	24.5
6G-4FP	G251110-0604	7100-10515	3/8	9.53	1/4-18	11/16	17.4	2.01	51.0	0.91	23.1
6G-6FP	G251110-0606	7100-10525	3/8	9.53	3/8-18	13/16	20.6	2.07	52.5	0.97	24.6
6G-8FP	G251110-0608	7100-10535	3/8	9.53	1/2-14	1	25.4	2.25	57.1	1.15	29.2
8G-6FP	G251110-0806	7100-00545	1/2	12.7	3/8-18	13/16	20.6	2.46	62.5	0.98	25.0
8G-8FP	G251110-0808	7100-00555	1/2	12.7	1/2-14	1	25.4	2.64	67.0	1.16	29.5
12G-12FP	G251110-1212	7100-00565	3/4	19.0	3/4-14	1 1/4	31.7	3.23	82.0	1.22	31.0

Female Pipe Swivel (NPSM - 30° Cone Seat)



SPECIFICATIONS

Description	Part No.	Product No.	Hose I.D.		Thread Size	Stem Hex		Nut Hex		Length		"C" Cut-Off	
			(In.)	(mm.)		(In.)	(mm.)	(In.)	(mm.)	(In.)	(mm.)	(In.)	(mm.)
4G-4FPX	G251111-0404	7100-10575	1/4	6.35	1/4-18	1/2	12.7	11/16	17.4	2.24	57.0	1.22	30.9
6G-6FPX	G251111-0606	7100-10585	3/8	9.53	3/8-18	5/8	15.8	7/8	22.2	2.37	60.2	1.27	32.3
8G-8FPX	G251111-0808	7100-00595	1/2	12.7	1/2-14	13/16	20.6	1	25.4	2.81	71.4	1.34	33.9
12G-12FPX	G251111-1212	7100-00605	3/4	19.0	3/4-14	1 1/16	27.0	1 1/4	31.7	3.72	94.4	1.71	43.4
16G-16FPX	G251111-1616	7100-00615	1	25.4	1-11 1/2	1 3/8	34.9	1 1/2	38.1	4.11	104.	1.87	47.5

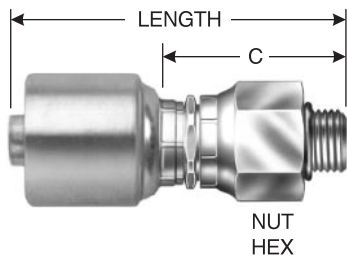


Male O-Ring Boss*

SPECIFICATIONS

Description	Part No.	Product No.	Hose I.D.		Thread Size	Stem Hex		Length		"C" Cut-Off	
			(In.)	(mm.)		(In.)	(mm.)	(In.)	(mm.)	(In.)	(mm.)
4G-4MB	G25120-0404	7100-12205	1/4	6.35	7/16-20	9/16	14.3	1.89	48.0	0.87	22.0
4G-5MB	G25120-0405	7100-12215	1/4	6.35	1/2-20	5/8	15.8	1.83	46.5	0.81	20.5
4G-6MB	G25120-0406	7100-12225	1/4	6.35	9/16-18	11/16	17.4	2.01	51.0	0.98	25.0
6G-6MB	G25120-0606	7100-12235	3/8	9.53	9/16-18	11/16	17.4	2.07	52.5	0.97	24.5
6G-8MB	G25120-0608	7100-12245	3/8	9.53	3/4-16	7/8	22.2	2.17	55.0	1.07	27.1
6G-10MB	G25120-0610	7100-12255	3/8	9.53	7/8-14	1	25.4	2.22	56.5	1.13	28.6
6G-12MB	G25120-0612	7100-12265	3/8	9.53	1 1/16-12	1 1/4	31.7	2.42	61.5	1.32	33.6
8G-8MB	G25120-0808	7100-02275	1/2	12.7	7/8-14	7/8	22.2	2.54	64.5	1.06	27.0
8G-10MB	G25120-0810	7100-02285	1/2	12.7	7/8-14	1	25.4	2.58	65.5	1.10	28.0
8G-12MB	G25120-0812	7100-02295	1/2	12.7	1 1/16-12	1 1/4	31.7	2.78	70.5	1.30	33.0
10G-8MB	G25120-1008	7100-02305	5/8	15.8	3/4-16	1	25.4	2.68	68.0	1.20	30.5
10G-10MB	G25120-1010	7100-02315	5/8	15.8	7/8-14	1	25.4	2.64	67.0	1.16	29.5
10G-12MB	G25120-1012	7100-02325	5/8	15.8	1 1/16-12	1 1/4	31.7	2.78	70.5	1.30	33.0
12G-12MB	G25120-1212	7100-02335	3/4	19.0	1 1/16-12	1 1/4	31.7	3.29	83.5	1.28	32.5
12G-14MB	G25120-1214	7100-02345	3/4	19.0	1 3/16-12	1 3/8	34.9	3.31	84.0	1.30	33.0
12G-16MB	G25120-1216	7100-02355	3/4	19.0	1 5/16-12	1 1/2	38.1	3.45	87.5	1.44	36.5
16G-16MB	G25120-1616	7100-02375	1	25.4	1 5/16-12	1 1/2	38.1	3.72	94.5	1.48	37.7
20G-20MB	G25120-2020	7100-02385	1 1/4	31.7	1 5/8-12	1 7/8	47.6	3.82	97.0	1.50	38.0

*SAE J1926/3 ISO 11-926-3 Light-Duty (L Series) Stud End



Male O-Ring Boss Swivel*

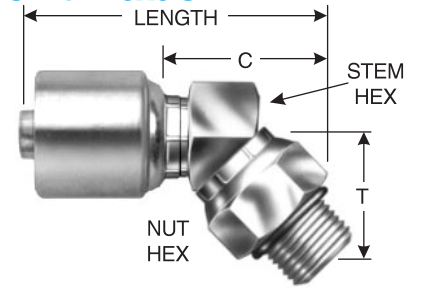
NOT TO BE USED AS A LIVE SWIVEL

SPECIFICATIONS

Description	Part No.	Product No.	Hose I.D.		Thread Size	Stem Hex		Nut Hex		Length		"C" Cut-Off	
			(In.)	(mm.)		(In.)	(mm.)	(In.)	(mm.)	(In.)	(mm.)	(In.)	(mm.)
4G-6MBX	G25121-0406	7100-12395	1/4	6.35	9/16-18	5/8	15.8	7/8	22.2	2.65	67.3	1.62	41.2
6G-6MBX	G25121-0606	7100-12405	3/8	9.53	9/16-18	5/8	15.8	7/8	22.2	2.73	69.3	1.63	41.3
6G-8MBX	G25121-0608	7100-12415	3/8	9.53	3/4-16	3/4	19.0	1	25.4	2.74	69.6	1.64	41.6
6G-10MBX	G25121-0610	7100-12425	3/8	9.53	7/8-14	3/4	19.0	1	25.4	2.80	71.1	1.70	43.1
8G-8MBX	G25121-0808	7100-02435	1/2	12.7	3/4-16	13/16	20.6	1	25.4	3.11	79.1	1.64	41.6
8G-10MBX	G25121-0810	7100-02445	1/2	12.7	7/8-14	13/16	20.6	1	25.4	3.17	80.6	1.70	43.1
12G-12MBX	G25121-1212	7100-02455	3/4	19.0	1 1/16-12	1 1/16	27.0	1 5/16	33.3	4.00	101.	1.99	50.5

*SAE J1926/3 ISO 11926-3 Light-Duty (L Series) Stud End

Male O-Ring Boss Swivel - 45° Bent Tube*



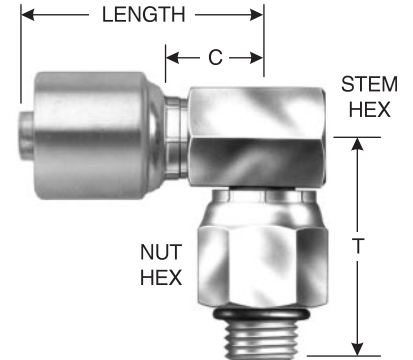
SPECIFICATIONS

NOT TO BE USED AS A LIVE SWIVEL

Description	Part No.	Product No.	Hose I.D.		Thread Size	Stem Hex		Nut Hex		"T" Drop		Length		"C" Cut-Off	
			(In.)	(mm.)		(In.)	(mm.)	(In.)	(mm.)	(In.)	(mm.)	(In.)	(mm.)	(In.)	(mm.)
6G-8MBX45	G25122-0608	7100-12485	3/8	9.53	3/4-16	3/4	19.0	1	25.4	1.06	26.9	3.08	78.1	1.98	50.2
8G-8MBX45	G25122-0808	7100-02495	1/2	12.7	3/4-16	1	25.4	1	25.4	1.12	28.4	3.04	77.2	1.56	39.7
8G-10MBX45	G25122-0810	7100-02505	1/2	12.7	7/8-14	1	25.4	1	25.4	1.16	29.5	3.08	78.3	1.61	40.8

*SAE J1926/3 ISO 11926-3 Light-Duty (L Series) Stud End

Male O-Ring Boss Swivel - 90° Block*



SPECIFICATIONS

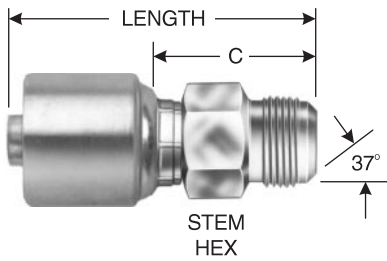
NOT TO BE USED AS A LIVE SWIVEL

Description	Part No.	Product No.	Hose I.D.		Thread Size	Stem Hex		Nut Hex		"T" Drop		Length		"C" Cut-Off	
			(In.)	(mm.)		(In.)	(mm.)	(In.)	(mm.)	(In.)	(mm.)	(In.)	(mm.)	(In.)	(mm.)
4G-6MBX90	G25123-0406	7100-12515	1/4	6.35	9/16-18	11/16	17.4	7/8	22.2	1.65	41.8	1.82	46.2	0.80	20.2
6G-6MBX90	G25123-0606	7100-12525	3/8	9.53	9/16-18	3/4	19.0	7/8	22.2	1.67	42.4	1.96	49.7	0.85	21.7
6G-8MBX90	G25123-0608	7100-12535	3/8	9.53	3/4-16	3/4	19.0	1	25.4	1.63	41.3	1.93	49.0	0.83	21.1
6G-10MBX90	G25123-0610	7100-12545	3/8	9.53	7/8-14	3/4	19.0	1	25.4	1.69	42.8	1.95	49.6	0.85	21.7
8G-8MBX90	G25123-0808	7100-02555	1/2	12.7	3/4-16	1	25.4	1	25.4	1.75	44.5	2.55	64.7	1.07	27.2
8G-8MBX90L	G25124-0808	7100-02705	1/2	12.7	3/4-16	1	25.4	1	25.4	1.75	44.4	3.76	95.5	1.80	45.6
8G-10MBX90	G25123-0810	7100-02565	1/2	12.7	7/8-14	1	25.4	1	25.4	1.81	46.0	2.55	64.7	1.07	27.2
8G-10MBX90L	G25124-0810	7100-02715	1/2	12.7	7/8-14	1	25.4	1	25.4	1.81	46.0	3.76	95.5	1.80	45.6
8G-12MBX90	G25123-0812	7100-02575	1/2	12.7	1 1/16-12	1	25.4	1 5/16	33.3	2.09	53.1	2.52	64.1	1.05	26.6
8G-12MBX90L	G25124-0812	7100-02725	1/2	12.7	1 1/16-12	1	25.4	1 5/16	33.3	2.09	53.1	0.39	10.0	2.28	58.0
10G-10MBX90	G25123-1010	7100-02585	5/8	15.8	7/8-14	1	25.4	1	25.4	1.81	46.0	2.40	60.9	0.93	23.5
12G-12MBX90	G25123-1212	7100-02595	3/4	19.0	1 1/16-12	1 3/8	34.9	1 5/16	33.3	2.39	60.6	3.18	80.7	1.17	29.7
12G-12MBX90L	G25124-1212	7100-02755	3/4	19.0	1 1/16-12	1 3/8	34.9	1 5/16	33.3	2.28	57.9	4.53	115.	1.93	49.0

*SAE J1926/3 ISO 11926-3 Light-Duty (L Series) Stud End



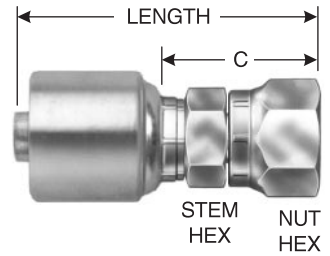
Male JIC 37° Flare



SPECIFICATIONS

Description	Part No.	Product No.	Hose I.D.		Thread Size	Stem Hex		Length		"C" Cut-Off	
			(In.)	(mm.)		(In.)	(mm.)	(In.)	(mm.)	(In.)	(mm.)
4G-4MJ	G25165-0404	7100-10635	1/4	6.35	7/16-20	1/2	12.7	2.15	54.5	1.12	28.5
4G-5MJ	G25165-0405	7100-10645	1/4	6.35	1/2-20	1/2	12.7	2.15	54.5	1.12	28.5
4G-6MJ	G25165-0406	7100-10655	1/4	6.35	9/16-18	9/16	14.3	2.07	52.5	1.04	26.5
6G-6MJ	G25165-0606	7100-10675	3/8	9.53	9/16-18	5/8	15.8	2.24	57.0	1.15	29.1
6G-8MJ	G25165-0608	7100-10685	3/8	9.53	3/4-16	3/4	19.0	2.30	58.5	1.21	30.6
6G-10MJ	G25165-0610	7100-10695	3/8	9.53	7/8-14	7/8	22.2	2.42	61.5	1.32	33.6
8G-8MJ	G25165-0808	7100-00705	1/2	12.7	3/4-16	13/16	20.6	2.68	68.0	1.20	30.5
8G-10MJ	G25165-0810	7100-00715	1/2	12.7	7/8-14	7/8	22.2	2.78	70.5	1.30	33.0
8G-12MJ	G25165-0812	7100-00725	1/2	12.7	1 1/16-12	1 1/16	27.0	2.97	75.5	1.50	38.0
10G-10MJ	G25165-1010	7100-00745	5/8	15.8	7/8-14	15/16	23.8	2.99	76.0	1.52	38.5
10G-12MJ	G25165-1012	7100-00755	5/8	15.8	1 1/16-12	1 1/16	27.0	2.97	75.5	1.50	38.0
12G-12MJ	G25165-1212	7100-00765	3/4	19.0	1 1/16-12	1 1/16	27.0	3.66	93.0	1.65	42.0
12G-14MJ	G25165-1214	7100-00775	3/4	19.0	1 3/16-12	1 3/16	30.1	3.58	91.0	1.58	40.0
12G-16MJ	G25165-1216	7100-00785	3/4	19.0	1 5/16-12	1 5/16	33.3	3.62	92.0	1.61	41.0
16G-16MJ	G25165-1616	7100-00795	1	25.4	1 5/16-12	1 3/8	34.9	4.11	104.5	1.88	47.7
20G-20MJ	G25165-2020	7100-00815	1 1/4	31.7	1 5/8-12	1 3/4	44.4	4.39	111.5	2.07	52.5

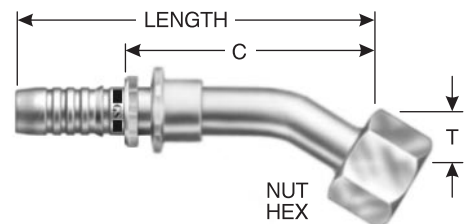
Female JIC 37° Flare Swivel



SPECIFICATIONS

Description	Part No.	Product No.	Hose I.D.		Thread Size	Stem Hex		Nut Hex		Length		"C" Cut-Off	
			(In.)	(mm.)		(In.)	(mm.)	(In.)	(mm.)	(In.)	(mm.)	(In.)	(mm.)
4G-4FJX	G25170-0404	7100-10885	1/4	6.35	7/16-20	1/2	12.7	9/16	14.3	2.10	53.4	1.08	27.4
4G-5FJX	G25170-0405	7100-10895	1/4	6.35	1/2-20	1/2	12.7	11/16	17.4	2.21	56.2	1.19	30.2
4G-6FJX	G25170-0406	7100-10905	1/4	6.35	9/16-18	9/16	14.3	3/4	19.0	2.22	56.3	1.19	30.2
6G-5FJX	G25170-0605	7100-10935	3/8	9.53	1/2-20	5/8	15.8	11/16	17.4	2.23	56.7	1.13	28.8
6G-6FJX	G25170-0606	7100-10945	3/8	9.53	9/16-18	5/8	15.8	3/4	19.0	2.32	58.8	1.19	30.2
6G-8FJX	G25170-0608	7100-10955	3/8	9.53	3/4-16	11/16	17.4	7/8	22.2	2.48	63.1	1.38	35.1
6G-10FJX	G25170-0610	7100-10965	3/8	9.53	7/8-14	13/16	20.6	1 1/16	27.0	2.61	66.2	1.50	38.2
8G-6FJX	G25170-0806	7100-00975	1/2	12.7	9/16-18	13/16	20.6	3/4	19.0	2.63	66.8	1.15	29.3
8G-8FJX	G25170-0808	7100-00985	1/2	12.7	3/4-16	13/16	20.6	7/8	22.2	2.82	71.6	1.34	34.1
8G-10FJX	G25170-0810	7100-00995	1/2	12.7	7/8-14	13/16	20.6	1 1/16	27.0	2.96	75.1	1.48	37.7
8G-12FJX	G25170-0812	7100-01005	1/2	12.7	1 1/16-12	1	25.4	1 1/4	31.7	3.11	79.0	1.63	41.5
10G-8FJX	G25170-1008	7100-01015	5/8	15.8	3/4-16	15/16	23.8	7/8	22.2	2.90	73.6	1.42	36.1
10G-10FJX	G25170-1010	7100-01025	5/8	15.8	7/8-14	15/16	23.8	1 1/16	27.0	3.04	77.1	1.56	39.7
10G-12FJX	G25170-1012	7100-01035	5/8	15.8	1 1/16-12	1	25.4	1 1/4	31.7	3.09	78.5	1.61	41.0
10G-14FJX	G25170-1014	7100-01045	5/8	15.8	1 3/16-12	1 1/8	28.5	1 3/8	34.9	3.14	79.7	1.66	42.2
12G-10FJX	G25170-1210	7100-01055	3/4	19.0	7/8-14	1 1/16	27.0	1 1/16	27.0	3.51	89.1	1.50	38.1
12G-12FJX	G25170-1212	7100-01065	3/4	19.0	1 1/16-12	1 1/16	27.0	1 1/4	31.7	3.68	93.5	1.67	42.5
12G-14FJX	G25170-1214	7100-01075	3/4	19.0	1 3/16-12	1 1/8	28.5	1 3/8	34.9	3.65	92.7	1.64	41.6
12G-16FJX	G25170-1216	7100-01085	3/4	19.0	1 5/16-12	1 1/4	31.7	1 1/2	38.1	3.78	96.0	1.77	45.0
16G-12FJX	G25170-1612	7100-01105	1	25.4	1 1/16-12	1 3/8	34.9	1 1/4	31.7	3.98	101.0	1.74	44.2
16G-14FJX	G25170-1614	7100-01115	1	25.4	1 3/16-12	1 3/8	34.9	1 3/8	34.9	4.00	101.6	1.77	44.9
16G-16FJX	G25170-1616	7100-01125	1	25.4	1 5/16-12	1 3/8	34.9	1 1/2	38.1	4.17	106.0	1.94	49.2
16G-20FJX	G25170-1620	7100-01135	1	25.4	1 5/8-12	1 9/16	39.7	2	50.8	4.33	109.9	2.09	53.1
20G-20FJX	G25170-2020	7100-01145	1 1/4	31.7	1 5/8-12	1 3/4	44.4	2	50.8	4.58	116.4	2.26	57.4
20G-24FJX	G25170-2024	7100-01155	1 1/4	31.7	1 7/8-12	1 7/8	47.6	2 1/4	57.1	4.83	122.7	2.51	63.7

Female JIC 37° Flare Swivel - 30° Bent Tube



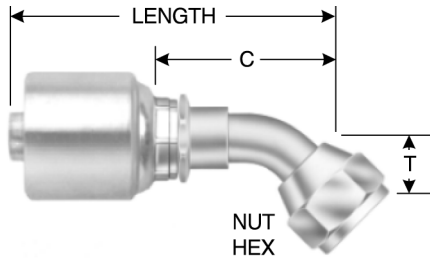
SPECIFICATIONS

Description	Part No.	Product No.	Hose I.D.		Thread Size	Nut Hex		"T" Drop		Length		"C" Cut-Off	
			(In.)	(mm.)		(In.)	(mm.)	(In.)	(mm.)	(In.)	(mm.)	(In.)	(mm.)
12G-10FJX30	G25172-1210	7100-07125	3/4	19.0	7/8-14	1	25.4	0.70	17.80	4.45	113.0	2.44	62.00

MEGACRIMP COUPLERS



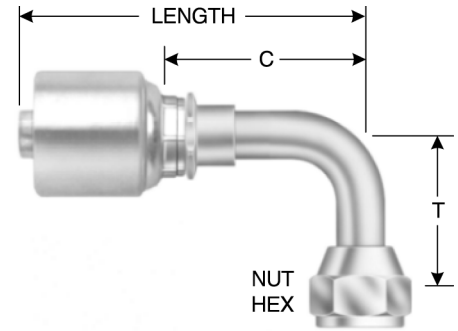
Female JIC 37° Flare Swivel - 45° Bent Tube



SPECIFICATIONS

Description	Part No.	Product No.	Hose I.D.		Thread Size	Nut Hex		"T" Drop		Length		"C" Cut-Off	
			(In.)	(mm.)		(In.)	(mm.)	(In.)	(mm.)	(In.)	(mm.)	(In.)	(mm.)
4G-4FJX45	G25175-0404	7100-11215	1/4	6.35	7/16-20	9/16	14.3	0.47	11.9	2.28	58.0	1.26	32.0
4G-5FJX45	G25175-0405	7100-11235	1/4	6.35	1/2-20	5/8	15.8	0.56	14.2	2.56	65.0	1.54	39.0
4G-6FJX45	G25175-0406	7100-11255	1/4	6.35	9/16-18	11/16	17.4	0.56	14.2	2.73	69.4	1.71	43.4
6G-6FJX45	G25175-0606	7100-11305	3/8	9.53	9/16-18	11/16	17.4	0.56	14.2	2.91	73.9	1.81	46.0
6G-8FJX45	G25175-0608	7100-11325	3/8	9.53	3/4-16	7/8	22.2	0.69	17.5	2.88	73.1	1.78	45.2
8G-8FJX45	G25175-0808	7100-01345	1/2	12.7	3/4-16	7/8	22.2	0.69	17.5	3.31	84.1	1.84	46.6
8G-10FJX45	G25175-0810	7100-01365	1/2	12.7	7/8-14	1	25.4	0.75	19.1	3.62	91.9	2.14	54.4
10G-10FJX45	G25175-1010	7100-01375	5/8	15.8	7/8-14	1	25.4	0.75	19.1	3.60	91.5	2.13	54.0
10G-12FJX45	G25175-1012	7100-01385	5/8	15.8	1 1/16-12	1 1/4	31.7	1.06	26.9	4.13	105.0	2.66	67.5
12G-12FJX45	G25175-1212	7100-01415	3/4	19.0	1 1/16-12	1 1/4	31.7	1.06	26.9	4.89	124.2	2.88	73.2
16G-16FJX45	G25175-1616	7100-01455	1	25.4	1 5/16-12	1 1/2	38.1	1.16	29.5	5.30	134.6	3.06	77.8

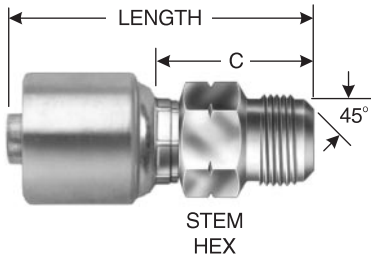
Female JIC 37° Flare Swivel - 90° Bent Tube



SPECIFICATIONS

Description	Part No.	Product No.	Hose I.D.		Thread Size	Nut Hex		"T" Drop		Length		"C" Cut-Off	
			(In.)	(mm.)		(In.)	(mm.)	(In.)	(mm.)	(In.)	(mm.)	(In.)	(mm.)
4G-4FJX90S	G25179-0404	7100-11475	1/4	6.35	7/16-20	9/16	14.3	0.68	17.3	2.26	57.3	1.23	31.3
4G-4FJX90M	G25180-0404	7100-11485	1/4	6.35	7/16-20	9/16	14.3	0.88	22.4	2.06	52.2	1.03	26.2
4G-4FJX90L	G25181-0404	7100-11495	1/4	6.35	7/16-20	9/16	14.3	1.80	45.7	2.06	52.2	1.03	26.2
4G-5FJX90S	G25179-0405	7100-11505	1/4	6.35	1/2-20	5/8	15.8	0.77	19.6	2.32	59.0	1.30	33.0
4G-5FJX90M	G25180-0405	7100-11515	1/4	6.35	1/2-20	5/8	15.8	1.13	28.7	2.17	55.2	1.15	29.2
4G-6FJX90S	G25179-0406	7100-11535	1/4	6.35	9/16-18	11/16	17.4	0.85	21.6	2.52	63.9	1.49	37.9
6G-6FJX90S	G25179-0606	7100-11565	3/8	9.53	9/16-18	11/16	17.4	0.85	21.6	2.60	66.0	1.50	38.1
6G-6FJX90M	G25180-0606	7100-11575	3/8	9.53	9/16-18	11/16	17.4	1.13	28.7	2.36	60.0	1.26	32.1
6G-6FJX90L	G25181-0606	7100-11585	3/8	9.53	9/16-18	11/16	17.4	2.18	55.4	2.32	58.9	1.22	31.0
6G-8FJX90S	G25179-0608	7100-11595	3/8	9.53	3/4-16	7/8	22.2	1.09	27.7	2.74	69.7	1.65	41.8
6G-8FJX90M	G25180-0608	7100-11605	3/8	9.53	3/4-16	7/8	22.2	1.38	35.1	2.54	64.4	1.44	36.5
6G-8FJX90L	G25181-0608	7100-11615	3/8	9.53	3/4-16	7/8	22.2	2.43	61.7	2.54	64.4	1.44	36.5
8G-8FJX90S	G25179-0808	7100-01625	1/2	12.7	3/4-16	7/8	22.2	1.09	27.7	3.16	80.3	1.69	42.9
8G-8FJX90M	G25180-0808	7100-01635	1/2	12.7	3/4-16	7/8	22.2	1.38	35.0	2.91	74.0	1.44	36.6
8G-8FJX90L	G25181-0808	7100-01645	1/2	12.7	3/4-16	7/8	22.2	2.43	61.7	2.91	74.0	1.44	36.6
8G-10FJX90S	G25179-0810	7100-01655	1/2	12.7	7/8-14	1	25.4	1.23	31.2	3.72	94.5	2.24	57.0
8G-10FJX90M	G25180-0810	7100-01665	1/2	12.7	7/8-14	1	25.4	1.75	44.5	3.20	81.3	1.73	43.9
8G-10FJX90L	G25181-0810	7100-01675	1/2	12.7	7/8-14	1	25.4	2.57	65.3	3.15	80.1	1.68	42.7
10G-10FJX90S	G25179-1010	7100-01685	5/8	15.8	7/8-14	1	25.4	1.23	31.2	3.37	85.5	1.89	48.0
10G-10FJX90M	G25180-1010	7100-01705	5/8	15.8	7/8-14	1	25.4	1.75	44.5	3.19	81.0	1.71	43.5
10G-10FJX90L	G25181-1010	7100-07175	5/8	15.8	7/8-14	1	25.4	2.57	65.3	3.19	81.0	1.71	43.5
10G-12FJX90S	G25179-1012	7100-01695	5/8	15.8	1 1/16-12	1 1/4	31.7	1.82	46.2	3.77	95.8	2.30	58.3
12G-12FJX90S	G25179-1212	7100-01715	3/4	19.0	1 1/16-12	1 1/4	31.7	1.82	46.2	4.26	108.	2.25	57.2
12G-12FJX90M	G25180-1212	7100-01725	3/4	19.0	1 1/16-12	1 1/4	31.7	2.06	52.3	3.83	97.2	1.82	46.2
12G-12FJX90L	G25181-1212	7100-01735	3/4	19.0	1 1/16-12	1 1/4	31.7	3.73	94.7	3.83	97.2	1.82	46.2
12G-14FJX90S	G25179-1214	7100-01745	3/4	19.0	1 3/16-12	1 3/8	34.9	2.00	50.8	4.88	124.0	2.87	73.0
12G-14FJX90L	G25181-1214	7100-01755	3/4	19.0	1 3/16-12	1 3/8	34.9	3.93	99.8	4.13	105.0	2.13	54.0
16G-16FJX90S	G25179-1616	7100-01765	1	25.4	1 5/16-12	1 1/2	38.1	2.23	56.6	5.11	129.9	2.88	73.1
16G-16FJX90M	G25180-1616	7100-01785	1	25.4	1 5/16-12	1 1/2	38.1	2.62	66.5	4.52	114.9	2.29	58.1
16G-16FJX90L	G25181-1616	7100-01775	1	25.4	1 5/16-12	1 1/2	38.1	4.33	110.0	4.52	114.9	2.29	58.1
20G-20FJX90M	G25180-2020	7100-01795	1 1/4	31.7	1 5/8-12	2	50.8	3.50	88.9	5.51	140.0	3.19	81.0

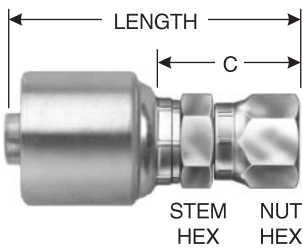
Male SAE 45° Flare



SPECIFICATIONS

Description	Part No.	Product No.	Hose I.D.		Thread Size	Stem Hex		Length		"C" Cut-Off	
			(In.)	(mm)		(In.)	(mm)	(In.)	(mm)	(In.)	(mm)
4G-4MS	G25195-0404	7100-11815	1/4	6.35	7/16-20	1/2	12.70	2.11	53.50	1.08	27.50
6G-6MS	G25195-0606	7100-11835	3/8	9.53	5/8-18	5/8	15.88	2.28	58.00	1.19	30.10
8G-8MS	G25195-0808	7100-01855	1/2	12.70	3/4-16	13/16	20.65	2.78	70.50	1.30	33.00
8G-10MS	G25195-0810	7100-01865	1/2	12.70	7/8-14	7/8	22.23	2.89	73.50	1.42	36.00
12G-12MS	G25195-1212	7100-01875	3/4	19.05	1 1/16-14	1 1/16	27.00	3.78	96.00	1.77	45.00

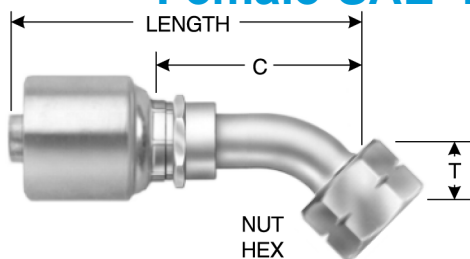
Female SAE 45° Flare Swivel



SPECIFICATIONS

Description	Part No.	Product No.	Hose I.D.		Thread Size	Stem Hex		Nut Hex		Length		"C" Cut-Off	
			(In.)	(mm.)		(In.)	(mm.)	(In.)	(mm.)	(In.)	(mm.)	(In.)	(mm.)
4G-4FSX	G25200-0404	7100-11885	1/4	6.35	7/16-20	1/2	12.7	9/16	14.3	2.09	53.0	1.06	27.0
4G-5FSX	G25200-0405	7100-11895	1/4	6.35	1/2-20	1/2	12.7	11/16	17.4	2.21	56.2	1.19	30.2
4G-6FSX	G25200-0406	7100-11905	1/4	6.35	5/8-18	5/8	15.8	3/4	19.0	2.31	58.7	1.28	32.6
6G-6FSX	G25200-0606	7100-11915	3/8	9.53	5/8-18	5/8	15.8	3/4	19.0	2.41	61.1	1.31	33.2
6G-8FSX	G25200-0608	7100-11925	3/8	9.53	3/4-16	11/16	17.4	7/8	22.2	2.48	63.1	1.38	35.1
8G-8FSX	G25200-0808	7100-01935	1/2	12.7	3/4-16	13/16	20.6	7/8	22.2	2.82	71.6	1.34	34.1
8G-10FSX	G25200-0810	7100-01945	1/2	12.7	7/8-14	13/16	20.6	1 1/16	27.0	2.93	74.4	1.45	36.9
12G-12FSX	G25200-1212	7100-01955	3/4	19.0	1 1/16-14	1 1/16	27.0	1 1/4	31.7	3.68	93.5	1.67	42.5

Female SAE 45° Flare Swivel - 45° Bent Tube

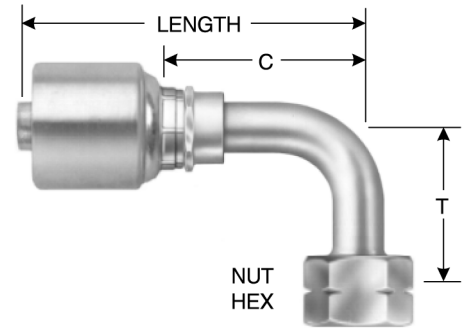


SPECIFICATIONS

Description	Part No.	Product No.	Hose I.D.		Thread Size	Nut Hex		"T" Drop		Length		"C" Cut-Off	
			(In.)	(mm.)		(In.)	(mm.)	(In.)	(mm.)	(In.)	(mm.)	(In.)	(mm.)
6G-6FSX45	G25202-0606	7100-11995	3/8	9.53	5/8-18	3/4	19.0	0.39	9.90	2.74	69.5	1.64	41.6

MEGACRIMP CPLGS.

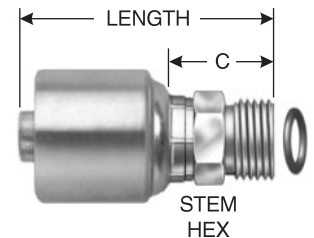
Female SAE 45° Flare Swivel - 90° Bent Tube



SPECIFICATIONS

Description	Part No.	Product No.	Hose I.D.		Thread Size	Nut Hex		"T" Drop		Length		"C" Cut-Off	
			(In.)	(mm.)		(In.)	(mm.)	(In.)	(mm.)	(In.)	(mm.)	(In.)	(mm.)
4G-4FSX90	G25205-0404	7100-12055	1/4	6.35	7/16-20	9/16	14.3	1.24	31.5	2.05	52.0	1.02	26.0
6G-6FSX90	G25205-0606	7100-12105	3/8	9.53	5/8-18	3/4	19.0	1.52	38.5	2.36	60.0	1.26	32.1
6G-8FSX90	G25205-0608	7100-02125	3/8	9.53	3/4-16	7/8	22.2	1.75	44.5	2.50	63.5	1.40	35.6
8G-8FSX90	G25205-0808	7100-02135	1/2	12.7	3/4-16	7/8	22.2	1.75	44.5	2.93	74.5	1.46	37.0

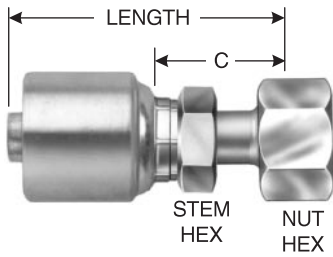
Male Flat Face O-Ring



SPECIFICATIONS

Description	Part No.	Product No.	Hose I.D.		Thread Size	Stem Hex		Length		"C" Cut-Off	
			(In.)	(mm.)		(In.)	(mm.)	(In.)	(mm.)	(In.)	(mm.)
4G-4MFFOR	G25225-0404	7102-13025	1/4	6.35	9/16-18	5/8	15.8	1.91	48.5	0.89	22.5
4G-6MFFOR	G25225-0406	7102-02935	1/4	6.35	11/16-16	3/4	19.0	2.01	51.0	0.98	25.0
6G-6MFFOR	G25225-0606	7102-13035	3/8	9.53	11/16-16	3/4	19.0	2.07	52.5	0.97	24.6
6G-8MFFOR	G25225-0608	7102-13045	3/8	9.53	13/16-16	7/8	22.2	2.15	54.5	1.05	26.6
8G-8MFFOR	G25225-0808	7102-03055	1/2	12.7	13/16-16	7/8	22.2	2.50	63.5	1.02	26.0
8G-10MFFOR	G25225-0810	7102-02965	1/2	12.7	1-14	1 1/16	27.0	2.70	68.5	1.22	31.0
10G-10MFFOR	G25225-1010	7102-03065	5/8	15.8	1-14	1 1/16	27.0	2.70	68.5	1.22	31.0
10G-12MFFOR	G25225-1012	7102-02985	5/8	15.8	1 3/16-12	1 1/4	31.7	2.84	72.0	1.36	34.5
12G-12MFFOR	G25225-1212	7102-03075	3/4	19.0	1 3/16-12	1 1/4	31.7	3.37	85.5	1.36	34.5
12G-16MFFOR	G25225-1216	7102-02995	3/4	19.0	1 7/16-12	1 1/2	38.1	3.37	85.5	1.36	34.5
16G-16MFFOR	G25225-1616	7102-03085	1	25.4	1 7/16-12	1 1/2	38.1	3.70	94.0	1.47	37.2

New SAE J1453 Captive O-Ring Groove for Improved O-Ring Retention will be implemented during 1999.



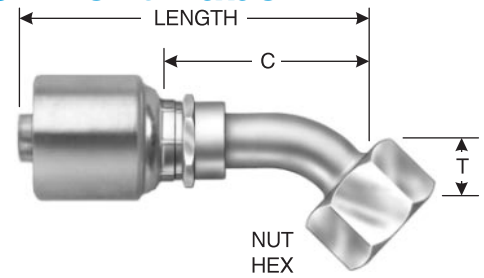
Female Flat-Face* Swivel

SPECIFICATIONS

Description	Part No.	Product No.	Hose I.D.		Thread Size	Stem Hex		Nut Hex		Length		"C" Cut-Off	
			(In.)	(mm.)		(In.)	(mm.)	(In.)	(mm.)	(In.)	(mm.)	(In.)	(mm.)
4G-4FFORX	G25230-0404	7102-13125	1/4	6.35	9/16-18	9/16	14.3	11/16	17.4	2.15	54.5	1.12	28.5
4G-6FFORX	G25230-0406	7102-13135	1/4	6.35	11/16-16	5/8	15.8	13/16	20.6	2.24	57.0	1.22	31.0
6G-6FFORX	G25230-0606	7102-13145	3/8	9.53	11/16-16	5/8	15.8	13/16	20.6	2.32	59.0	1.22	31.0
6G-8FFORX	G25230-0608	7102-13155	3/8	9.53	13/16-16	3/4	19.0	15/16	23.8	2.52	64.0	1.42	36.1
8G-6FFORX	G25230-0806	7102-04045	1/2	12.7	11/16-16	13/16	20.6	13/16	20.6	2.74	69.5	1.26	32.0
8G-8FFORX	G25230-0808	7102-03165	1/2	12.7	13/16-16	13/16	20.6	15/16	23.8	2.89	73.5	1.42	36.0
8G-10FFORX	G25230-0810	7102-03175	1/2	12.7	1-14	15/16	23.8	1 1/8	28.5	3.21	81.5	1.73	44.0
8G-12FFORX	G25230-0812	7102-04005	1/2	12.7	1 3/16-12	15/16	23.8	1 3/8	34.9	3.32	84.3	1.84	46.8
10G-10FFORX	G25230-1010	7102-03185	5/8	15.8	1-14	1	25.4	1 1/8	28.5	3.21	81.5	1.73	44.0
10G-12FFORX	G25230-1012	7102-03195	5/8	15.8	1 3/16-12	15/16	23.8	1 3/8	34.9	3.32	84.3	1.84	46.8
12G-10FFORX	G25230-1210	7102-03205	3/4	19.0	1-14	1 1/16	27.0	1 1/8	28.5	3.76	95.5	1.75	44.5
12G-12FFORX	G25230-1212	7102-03215	3/4	19.0	1 3/16-12	1 1/16	27.0	1 3/8	34.9	4.36	110.8	2.35	59.8
12G-16FFORX	G25230-1216	7102-03225	3/4	19.0	1 7/16-12	1 1/8	28.5	1 5/8	41.2	3.99	101.4	1.98	50.4
16G-16FFORX	G25230-1616	7102-03235	1	25.4	1 7/16-12	1 3/8	34.9	1 5/8	41.2	4.47	113.4	2.23	56.6
16G-20FFORX	G25230-1620	7102-03245	1	25.4	1 11/16-12	1 3/8	34.9	1 7/8	47.6	4.47	113.4	2.23	56.6
20G-20FFORX	G25230-2020	7102-03255	1 1/4	31.7	1 11/16-12	1 3/4	44.4	1 7/8	47.6	4.50	114.4	2.18	55.4

*SAE J1453 O-Ring Face Seal

Female Flat-Face* Swivel - 45° Bent Tube

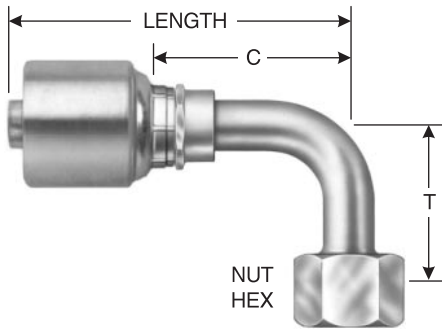


SPECIFICATIONS

Description	Part No.	Product No.	Hose I.D.		Thread Size	Nut Hex		"T" Drop		Length		"C" Cut-Off	
			(In.)	(mm.)		(In.)	(mm.)	(In.)	(mm.)	(In.)	(mm.)	(In.)	(mm.)
4G-4FFORX45	G25235-0404	7102-13265	1/4	6.35	9/16-18	11/16	17.4	0.41	10.4	2.50	63.4	1.47	37.4
4G-6FFORX45	G25235-0406	7102-13275	1/4	6.35	11/16-16	13/16	20.6	0.43	10.9	2.60	66.0	1.58	40.0
6G-6FFORX45	G25235-0606	7102-13285	3/8	9.53	11/16-16	13/16	20.6	0.43	10.9	2.78	70.5	1.68	42.6
6G-8FFORX45	G25235-0608	7102-13295	3/8	9.53	13/16-16	15/16	23.8	0.59	15.0	3.10	78.7	2.00	50.8
8G-8FFORX45	G25235-0808	7102-03305	1/2	12.7	13/16-16	15/16	23.8	0.59	15.0	3.53	89.5	2.05	52.1
8G-8FFORX45	G25235-0808	7102-03305	1/2	12.7	13/16-16	15/16	23.8	0.59	15.0	3.52	89.5	2.05	52.1
8G-10FFORX45	G25235-0810	7102-03315	1/2	12.7	1-14	1 1/8	28.5	0.65	16.5	3.52	89.3	2.04	51.9
10G-10FFORX45	G25235-1010	7102-03325	5/8	15.8	1-14	1 1/8	28.5	0.65	16.5	3.50	88.9	2.02	51.4
10G-12FFORX45	G25235-1012	7102-03335	5/8	15.8	1 3/16-12	1 3/8	34.9	0.83	21.1	3.90	99.0	2.42	61.5
12G-12FFORX45	G25235-1212	7102-03345	3/4	19.0	1 3/16-12	1 3/8	34.9	0.83	21.1	4.67	118.5	2.66	67.5
12G-16FFORX45	G25235-1216	7102-03355	3/4	19.0	1 7/16-12	1 5/8	41.2	0.94	23.9	5.24	133.0	3.23	82.0
16G-16FFORX45	G25235-1616	7102-03365	1	25.4	1 7/16-12	1 5/8	41.2	0.94	23.9	5.08	129.1	2.85	72.3

*SAE J1453 O-Ring Face Seal

Female Flat-Face* Swivel - 90° Bent Tube



SPECIFICATIONS

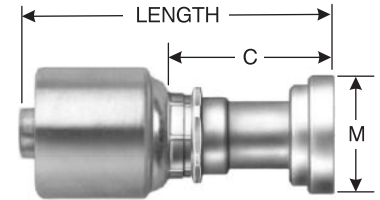
Description	Part No.	Product No.	Hose I.D.		Thread Size	Nut Hex (mm)	"T" Drop		Length		"C" Cut-Off	
			(In.)	(mm)			(In.)	(mm)	(In.)	(mm)	(In.)	(mm)
4G-4FFORX90S	G25239-0404	7102-13385	1/4	6.35	9/16-18	17.48	0.82	20.80	2.38	60.40	1.35	34.40
4G-4FFORX90M	G25240-0404	7102-13395	1/4	6.35	9/16-18	17.48	1.26	32.00	2.17	55.20	1.15	29.20
4G-4FFORX90L	G25241-0404	7102-13405	1/4	6.35	9/16-18	17.48	1.80	45.70	2.17	55.20	1.15	29.20
4G-6FFORX90S	G25239-0406	7102-13415	1/4	6.35	11/16-16	20.65	0.90	22.90	2.43	61.60	1.40	35.60
4G-6FFORX90M	G25240-0406	7102-13425	1/4	6.35	11/16-16	20.65	1.51	38.40	2.30	58.50	1.28	32.50
4G-6FFORX90L	G25241-0406	7102-13435	1/4	6.35	11/16-16	20.65	2.13	54.10	2.30	58.50	1.28	32.50
4G-8FFORX90M	G25240-0408	7102-13445	1/4	6.35	13/16-16	23.83	2.51	63.80	2.60	66.00	1.58	40.00
6G-6FFORX90S	G25239-0606	7102-13455	3/8	9.53	11/16-16	20.65	0.90	22.90	2.60	66.10	1.50	38.20
6G-6FFORX90M	G25240-0606	7102-13465	3/8	9.53	11/16-16	20.65	1.51	38.40	2.48	62.90	1.38	35.00
6G-6FFORX90L	G25241-0606	7102-13475	3/8	9.53	11/16-16	20.65	2.13	54.10	2.48	62.90	1.38	35.00
6G-8FFORX90S	G25239-0608	7102-13485	3/8	9.53	13/16-16	23.83	1.15	29.20	2.86	72.60	1.76	44.70
6G-8FFORX90M	G25240-0608	7102-13495	3/8	9.53	13/16-16	23.83	1.62	41.20	2.61	66.30	1.51	38.40
6G-8FFORX90L	G25241-0608	7102-13505	3/8	9.53	13/16-16	23.83	2.51	63.80	2.61	66.30	1.51	38.40
8G-8FFORX90S	G25239-0808	7102-03515	1/2	12.70	13/16-16	23.83	1.15	29.20	3.29	83.50	1.81	46.00
8G-8FFORX90M	G25240-0808	7102-03525	1/2	12.70	13/16-16	23.83	1.62	41.20	3.04	77.10	1.56	39.60
8G-8FFORX90L	G25241-0808	7102-03535	1/2	12.70	13/16-16	23.83	2.51	63.80	3.04	77.10	1.56	39.60
8G-10FFORX90S	G25239-0810	7102-03545	1/2	12.70	1-14	28.58	1.27	32.26	3.38	85.85	1.90	48.26
8G-10FFORX90M	G25240-0810	7102-03555	1/2	12.70	1-14	28.58	1.85	47.00	3.07	77.90	1.59	40.40
8G-10FFORX90L	G25241-0810	7102-03565	1/2	12.70	1-14	28.58	2.76	70.10	3.07	77.90	1.59	40.40
10G-10FFORX90S	G25239-1010	7102-03575	5/8	15.88	1-14	28.58	1.27	32.30	3.37	85.60	1.89	48.10
10G-10FFORX90M	G25240-1010	7102-03585	5/8	15.88	1-14	28.58	1.85	47.00	3.05	77.50	1.58	40.00
10G-10FFORX90L	G25241-1010	7102-03595	5/8	15.88	1-14	28.58	2.76	70.10	3.05	77.50	1.58	40.00
10G-12FFORX90S	G25239-1012	7102-03605	5/8	15.88	1 3/16-12	34.93	1.88	47.80	3.77	95.80	2.30	58.30
12G-12FFORX90S	G25239-1212	7102-03615	3/4	19.05	1 3/16-12	34.93	1.88	47.80	4.26	108.20	2.25	57.20
12G-12FFORX90M	G25240-1212	7102-03625	3/4	19.05	1 3/16-12	34.93	2.28	57.90	4.08	103.60	2.07	52.60
12G-12FFORX90L	G25241-1212	7102-03635	3/4	19.05	1 3/16-12	34.93	3.78	96.00	4.02	102.00	2.01	51.00
12G-16FFORX90S	G25239-1216	7102-03645	3/4	19.05	1 7/16-12	41.28	2.21	56.10	4.67	118.50	2.66	67.50
16G-16FFORX90S	G25239-1616	7102-03655	1	25.40	1 7/16-12	41.28	2.21	56.10	5.11	129.90	2.88	73.10
16G-16FFORX90M	G25240-1616	7102-03665	1	25.40	1 7/16-12	41.28	2.78	70.60	4.53	115.00	2.29	58.20
16G-16FFORX90L	G25241-1616	7102-03675	1	25.40	1 7/16-12	41.28	4.50	114.30	4.53	115.00	2.29	58.20

*SAE J1453 O-Ring Face Seal

MEGACRIMP CPLGS.

MegaCrimp® G25-Series Couplings —continued

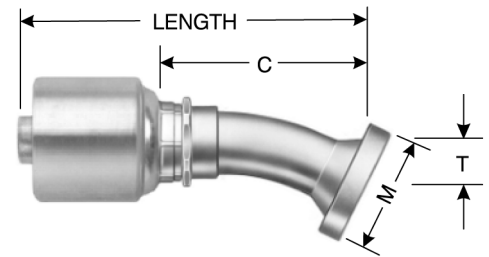
Code 61 O-Ring Flange



SPECIFICATIONS

Description	Part No.	Product No.	Hose I.D.		Nom. Flg. Size (In.)	"M" Flg. Dia.		Length		"C" Cut-Off		Flg Head Thickness (In.)
			(In.)	(mm.)		(In.)	(mm.)	(In.)	(mm.)	(In.)	(mm.)	
8G-8FL	G25300-0808	7100-03795	1/2	12.70	1/2	1.18	30.2	3.14	80.0	1.67	42.5	0.26
8G-12FL	G25300-0812	7100-03815	1/2	12.70	3/4	1.50	38.10	3.1	80.0	1.67	42.5	0.26
12G-12FL	G25300-1212	7100-03835	3/4	19.05	3/4	1.50	38.1	3.85	98.0	1.85	47.0	0.26
12G-16FL	G25300-1216	7100-03845	3/4	19.05	1	1.75	44.5	3.49	88.8	1.48	37.8	0.31
16G-16FL	G25300-1616	7100-03855	1	25.40	1	1.75	44.5	3.77	96.0	1.54	39.2	0.31
16G-20FL	G25300-1620	7100-03865	1	25.40	1 1/4	2.00	50.8	3.77	96.0	1.54	39.2	0.31
20G-20FL	G25300-2020	7100-03885	1 1/4	31.75	1 1/4	2.00	50.8	4.42	112.5	2.10	53.5	0.31
20G-24FL	G25300-2024	7100-03895	1 1/4	31.75	1 1/2	2.38	60.5	4.62	117.5	2.30	58.5	0.31

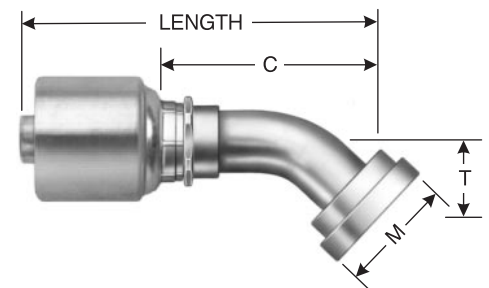
Code 61 O-Ring Flange - 22° Bent Tube



SPECIFICATIONS

Description	Part No.	Product No.	Hose I.D.		Nom. Flg. Size (In.)	"M" Flg. Dia.		"T" Drop		Length		"C" Cut-Off		Flg. Head Thickness (In.)
			(In.)	(mm.)		(In.)	(mm.)	(In.)	(mm.)	(In.)	(mm.)			
12G-12FL22	G25302-1212	7100-03945	3/4	19.0	3/4	1.50	38.1	0.44	11.2	4.47	113.5	2.46	62.5	0.27

Code 61 O-Ring Flange - 45° Bent Tube



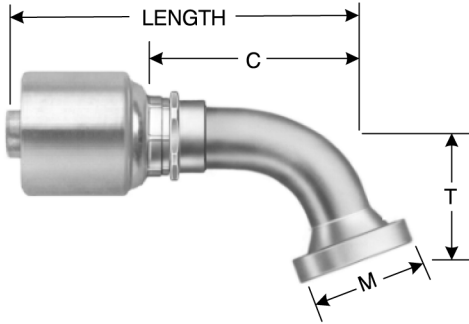
SPECIFICATIONS

Description	Part No.	Product No.	Hose I.D.		Nom. Flg. Size (In.)	"M" Flg. Dia.		"T" Drop		Length		"C" Cut-Off		Flg. Head Thickness (In.)
			(In.)	(mm.)		(In.)	(mm.)	(In.)	(mm.)	(In.)	(mm.)			
12G-12FL45	G25307-1212	7100-04165	3/4	19.0	3/4	1.50	38.1	1.00	25.4	4.67	118.5	2.66	67.5	0.27
12G-16FL45	G25307-1216	7100-04175	3/4	19.0	1	1.75	44.4	1.00	25.4	4.67	118.5	2.66	67.5	0.32
16G-16FL45	G25307-1616	7100-04185	1	25.4	1	1.75	44.4	1.06	26.9	5.11	129.7	2.87	72.9	0.32
16G-20FL45	G25307-1620	7100-04195	1	25.4	1 1/4	2.00	50.8	1.06	26.9	5.10	129.5	2.86	72.7	0.32
20G-20FL45	G25307-2020	7100-04205	1 1/4	31.7	1 1/4	2.00	50.8	1.15	29.2	5.59	142.0	3.27	83.0	0.32

MEGACRIMP COPLINGS



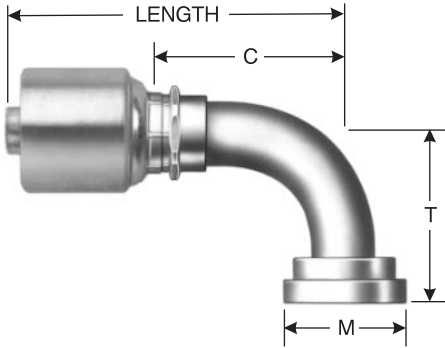
Code 61 O-Ring Flange - 60° Bent Tube



SPECIFICATIONS

Description	Part No.	Product No.	Hose I.D.		Nom. Flg. Size (In.)	"M" Flg. Dia.		"T" Drop		Length		"C" Cut-Off		Flg. Head Thickness (In.)
			(In.)	(mm.)		(In.)	(mm.)	(In.)	(mm.)	(In.)	(mm.)	(In.)	(mm.)	
12G-12FL60	G25309-1212	7100-04265	3/4	19.0	3/4	1.50	38.1	1.41	35.8	4.61	117.0	2.60	66.0	0.27

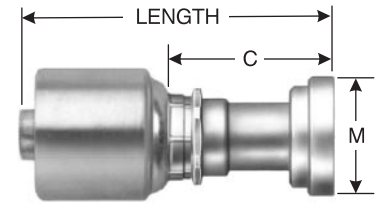
Code 61 O-Ring Flange - 90° Bent Tube



SPECIFICATIONS

Description	Part No.	Product No.	Hose I.D.		Nom. Flg. Size (In.)	"M" Flg. Dia.		"T" Drop		Length		"C" Cut-Off		Flg. Head Thickness (In.)
			(In.)	(mm.)		(In.)	(mm.)	(In.)	(mm.)	(In.)	(mm.)	(In.)	(mm.)	
8G-8FL90	G25315-0808	7100-04445	1/2	12.7	1/2	1.19	30.1	1.63	41.4	3.59	91.2	2.11	53.7	0.27
8G-12FL90	G25315-0812	7100-04465	1/2	12.7	3/4	1.50	38.1	1.63	41.4	3.60	91.5	2.13	54.0	0.27
12G-12FL90	G25315-1212	7100-04495	3/4	19.0	3/4	1.50	38.1	2.13	54.1	4.40	111.7	2.39	60.7	0.27
12G-16FL90	G25315-1216	7100-04505	3/4	19.0	1	1.75	44.4	2.13	54.1	4.40	111.7	2.39	60.7	0.32
16G-16FL90	G25315-1616	7100-04515	1	25.4	1	1.75	44.4	2.38	60.5	5.04	128.1	2.81	71.3	0.32
16G-20FL90	G25315-1620	7100-04525	1	25.4	1 1/4	2.00	50.8	2.38	60.5	5.04	128.1	2.81	71.3	0.32
20G-20FL90	G25315-2020	7100-04535	1 1/4	31.7	1 1/4	2.00	50.8	2.62	66.5	5.41	137.5	3.09	78.5	0.32

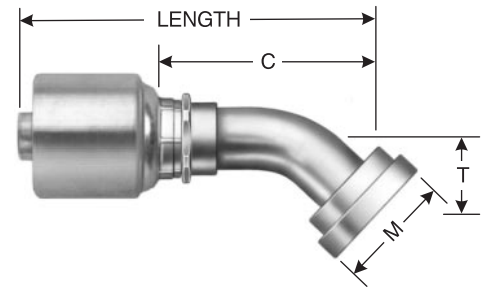
Komatsu Style O-Ring Flange



SPECIFICATIONS

Description	Part No.	Product No.	Hose I.D.		Nom. Flg. Size (In.)	"M" Flg. Dia.		Length		"C" Cut-Off		Flg Head Thickness (In.)
			(In.)	(mm.)		(In.)	(mm.)	(In.)	(mm.)	(In.)	(mm.)	
8G-10FLK	G25300-0810	7100-03805	1/2	12.70	5/8	1.34	34.2	3.14	80.0	1.67	42.5	0.26
10G-10FLK	G25300-1010	7100-03825	5/8	15.87	5/8	1.34	34.2	4.68	119.0	3.21	81.5	0.26

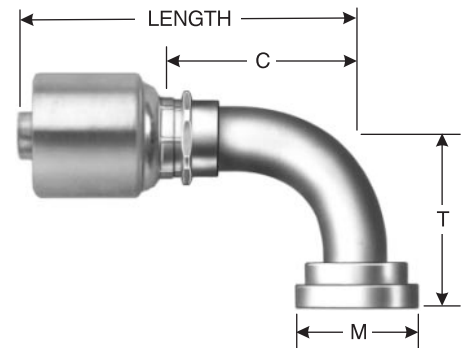
Komatsu Style O-Ring Flange - 45° Bent Tube



SPECIFICATIONS

Description	Part No.	Product No.	Hose I.D.		Nom. Flg. Size (In.)	"M" Flg. Dia.		"T" Drop		Length		"C" Cut-Off		Flg. Head Thickness (In.)
			(In.)	(mm.)		(In.)	(mm.)	(In.)	(mm.)	(In.)	(mm.)	(In.)	(mm.)	
10G-10FLK45	G25307-1010	7100-04155	5/8	15.8	5/8	1.35	34.1	1.02	26.0	4.19	106.5	2.72	69.0	0.27

Komatsu Style O-Ring Flange - 90° Bent Tube

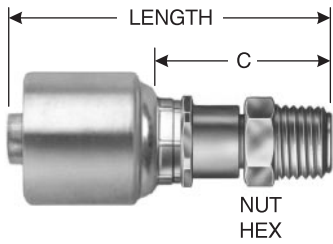


SPECIFICATIONS

Description	Part No.	Product No.	Hose I.D.		Nom. Flg. Size (In.)	"M" Flg. Dia.		"T" Drop		Length		"C" Cut-Off		Flg. Head Thickness (In.)
			(In.)	(mm.)		(In.)	(mm.)	(In.)	(mm.)	(In.)	(mm.)	(In.)	(mm.)	
10G-10FLK90	G25315-1010	7100-04475	5/8	15.8	5/8	1.35	34.1	2.17	55.0	3.90	99.0	2.42	61.5	0.27

MEGACRIMP CPLGS.



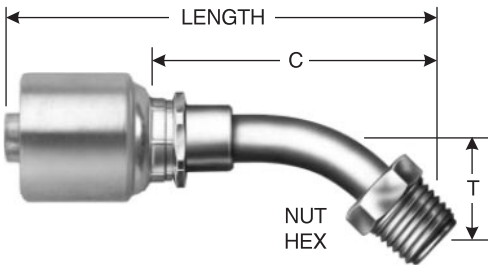


SAE Male Inverted Swivel

SPECIFICATIONS

Description	Part No.	Product No.	Hose I.D.		Thread Size	Stem Hex		Nut Hex		Length		"C" Cut-Off	
			(In.)	(mm.)		(In.)	(mm.)	(In.)	(mm.)	(In.)	(mm.)	(In.)	(mm.)
4G-4MIX	G25500-0404	7100-16225	1/4	6.35	7/16-24	1/2	12.7	7/16	11.1	2.52	63.9	1.49	37.9
4G-5MIX	G25500-0405	7100-16235	1/4	6.35	1/2-20	1/2	12.7	1/2	12.7	2.52	63.9	1.49	37.9
6G-5MIX	G25500-0605	7100-16245	3/8	9.53	1/2-20	5/8	15.8	1/2	12.7	2.56	64.9	1.46	37.0
6G-6MIX	G25500-0606	7100-16255	3/8	9.53	5/8-18	5/8	15.8	5/8	15.8	2.75	69.9	1.65	42.0
6G-7MIX	G25500-0607	7100-16265	3/8	9.53	11/16-18	5/8	15.8	11/16	17.4	2.76	70.0	1.66	42.1
8G-8MIX	G25500-0808	7100-06285	1/2	12.7	3/4-16	13/16	20.6	3/4	19.0	3.30	83.8	1.82	46.3

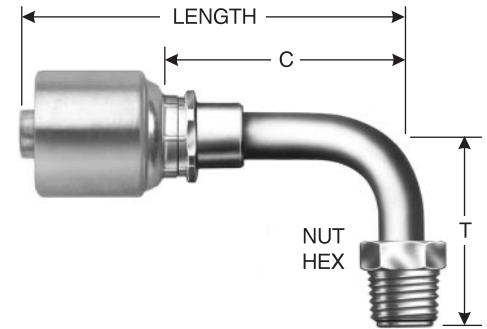
SAE Male Inverted Swivel - 45° Bent Tube



SPECIFICATIONS

Description	Part No.	Product No.	Hose I.D.		Thread Size	Nut Hex		"T" Drop		Length		"C" Cut-Off	
			(In.)	(mm.)		(In.)	(mm.)	(In.)	(mm.)	(In.)	(mm.)	(In.)	(mm.)
6G-4MIX45	G25502-0604	7100-16305	3/8	9.53	7/16-24	7/16	11.1	1.00	25.40	3.17	80.50	2.07	52.60
6G-5MIX45	G25502-0605	7100-16315	3/8	9.53	1/2-20	1/2	12.7	1.00	25.40	3.13	79.50	2.03	51.60
6G-6MIX45	G25502-0606	7100-16325	3/8	9.53	5/8-18	5/8	15.8	1.00	25.40	3.32	84.30	2.22	56.40
6G-7MIX45	G25502-0607	7100-16335	3/8	9.53	11/16-18	11/16	17.4	1.00	25.40	3.39	86.00	2.29	58.10

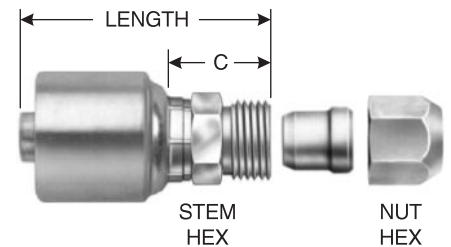
SAE Male Inverted Swivel - 90° Bent Tube



SPECIFICATIONS

Description	Part No.	Product No.	Hose I.D.		Thread Size	Nut Hex		"T" Drop		Length		"C" Cut-Off	
			(In.)	(mm.)		(In.)	(mm.)	(In.)	(mm.)	(In.)	(mm.)	(In.)	(mm.)
4G-4MIX90	G25504-0404	7100-16355	1/4	6.35	7/16-24	7/16	11.1	1.38	35.10	2.33	59.20	1.31	33.20
4G-5MIX90	G25504-0405	7100-16365	1/4	6.35	1/2-20	1/2	12.7	1.38	35.10	2.46	62.50	1.44	36.50
6G-4MIX90	G25504-0604	7100-16395	3/8	9.53	7/16-24	7/16	11.1	1.38	35.10	2.44	62.00	1.34	34.10
6G-5MIX90	G25504-0605	7100-16405	3/8	9.53	1/2-20	1/2	12.7	1.38	35.10	2.50	63.50	1.40	35.60
6G-6MIX90	G25504-0606	7100-16415	3/8	9.53	5/8-18	5/8	15.8	1.38	35.10	2.80	71.00	1.70	43.10
6G-7MIX90	G25504-0607	7100-16425	3/8	9.53	11/16-18	11/16	17.4	1.38	35.10	2.80	71.00	1.70	43.10
8G-8MIX90	G25504-0808	7100-06435	1/2	12.70	3/4-16	3/4	19.0	1.64	41.70	3.29	83.50	1.81	46.00

SAE Male Flareless Assembly



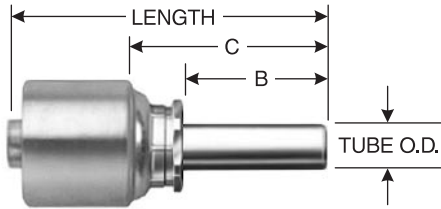
SPECIFICATIONS

Description	Part No.	Product No.	Hose I.D.		Thread Size	Tube O.D.(In.)	Bore		Nut Hex		Stem Hex		Length		"C" Cut-Off	
			(In.)	(mm.)			(In.)	(mm.)	(In.)	(mm.)	(In.)	(mm.)	(In.)	(mm.)	(In.)	(mm.)
4G-4MFA	G25510-0404	7100-16445	1/4	6.35	7/16-20	1/4	0.16	3.97	0.56	14.3	0.50	12.7	1.95	49.5	0.93	23.5
4G-5MFA	G25510-0405	7100-16455	1/4	6.35	1/2-20	5/16	0.16	3.97	0.63	15.8	0.50	12.7	1.97	50.0	0.95	24.0
6G-4MFA	G25510-0604	7100-16465	3/8	9.53	7/16-20	1/4	0.27	6.75	0.56	14.3	0.63	15.8	2.05	52.0	0.95	24.1
6G-5MFA	G25510-0605	7100-16475	3/8	9.53	1/2-20	5/16	0.27	6.75	0.63	15.8	0.63	15.8	2.07	52.5	0.97	24.6
6G-6MFA	G25510-0606	7100-16485	3/8	9.53	5/8-18	3/8	0.27	6.75	0.69	17.4	0.63	15.8	2.07	52.5	0.97	24.6
6G-8MFA	G25510-0608	7100-16495	3/8	9.53	3/4-16	1/2	0.27	6.75	0.88	22.2	0.75	19.0	2.21	56.0	1.11	28.1
8G-8MFA	G25510-0808	7100-06505	1/2	12.7	3/4-16	1/2	0.39	9.80	0.88	22.2	0.81	20.6	2.58	65.5	1.10	28.0
8G-10MFA	G25510-0810	7100-06515	1/2	12.7	7/8-14	5/8	0.39	9.80	1.00	25.4	0.88	22.2	2.64	67.0	1.16	29.5
12G-12MFA	G25510-1212	7100-06525	3/4	19.0	1 1/16-12	3/4	0.59	15.0	1.25	31.7	1.06	27.0	3.41	86.5	1.40	35.5
16G-16MFA	G25510-1616	7100-06535	1	25.4	1 5/16	1	0.83	21.0	1.50	38.1	1.38	34.9	3.76	95.5	1.52	38.7

MEGACRIMP CPLGS.



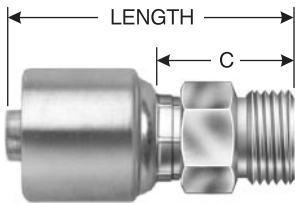
North American Stand Pipe



SPECIFICATIONS

Description	Part No.	Product No.	Hose I.D.		Tube O.D.(In.)	Stem Hex		Length		"C" Cut-Off		"B" Tube Length	
			(In.)	(mm.)		(In.)	(mm.)	(In.)	(mm.)	(In.)	(mm.)	(In.)	(mm.)
4G-4NASP	G25520-0404	7100-08305	1/4	6.35	0.25	1/2	12.70	2.26	57.50	1.24	31.50	.88	22.4
6G-6NASP	G25520-0606	7100-08335	3/8	9.53	0.38	5/8	15.88	2.34	59.50	1.24	31.60	.88	22.4
8G-8NASP	G25520-0808	7100-08365	1/2	12.70	0.50	13/16	20.65	2.87	73.00	1.40	35.50	1.0	25.4
12G-12NASP	G25520-1212	7100-08435	3/4	19.05	0.75	1 1/16	27.00	3.58	91.00	1.58	40.00	1.16	29.5
16G-16NASP	G25520-1616	7100-08465	1	25.40	1.00	1 7/16	36.53	3.86	98.00	1.62	41.20	1.12	28.4

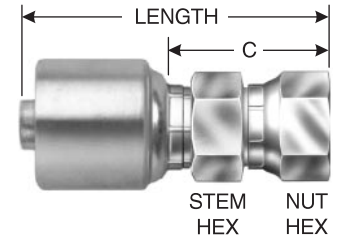
Male DIN 24° Cone - Light Series



SPECIFICATIONS

Description	Part No.	Product No.	Hose I.D.		Thread Size	Stem Hex	Length		"C" Cut-Off	
			(In.)	(mm.)			(In.)	(mm.)	(In.)	(mm.)
4G-8MDL	G25615-0408	7100-14835	1/4	6.35	M14X1.5	17.00	0.95	24.00	1.97	50.00
4G-10MDL	G25615-0410	7100-14845	1/4	6.35	M16X1.5	17.00	0.98	25.00	2.01	51.00
6G-10MDL	G25615-0610	7100-14865	3/8	9.53	M16X1.5	17.00	0.97	24.60	2.07	52.50
6G-12MDL	G25615-0612	7100-14875	3/8	9.53	M18X1.5	19.00	0.97	24.60	2.07	52.50
8G-15MDL	G25615-0815	7100-04885	1/2	12.70	M22X1.5	24.00	1.08	27.50	2.56	65.00
10G-18MDL	G25615-1018	7100-04895	5/8	15.88	M26X1.5	27.00	1.08	27.50	2.56	65.00
12G-22MDL	G25615-1222	7100-04905	3/4	19.05	M30X2.0	32.00	1.26	32.00	3.27	83.00

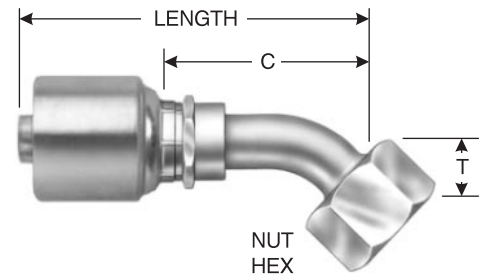
Female DIN 24° Cone Swivel - Light Series with O-Ring



SPECIFICATIONS

Description	Part No.	Product No.	Hose I.D.		Thread Size	Nut Hex (mm.)	Length		"C" Cut-Off	
			(In.)	(mm.)			(In.)	(mm.)	(In.)	(mm.)
4G-8FDLORX	G25645-0408	7100-91995	1/4	6.35	M14X1.5	17	2.02	51.32	1.11	28.36
4G-10FDLORX	G25645-0410	7100-92145	1/4	6.35	M16X1.5	19	2.17	55.22	1.15	29.26
4G-12FDLORX	G25645-0412	7100-92865	1/4	6.35	M18X1.5	22	2.07	52.62	1.16	29.66
6G-10FDLORX	G25645-0610	7100-92175	1/4	6.35	M16X1.5	19	2.05	52.26	1.14	29.16
6G-12FDLORX	G25645-0612	7100-92055	3/8	9.52	M18X1.5	22	2.08	52.96	1.17	29.86
8G-15FDLORX	G25645-0815	7100-92075	1/2	12.70	M22X1.5	27	2.43	61.79	1.15	29.34
10G-18FDLORX	G25645-1018	7100-92095	5/8	15.87	M26X1.5	32	2.36	60.04	1.19	30.34

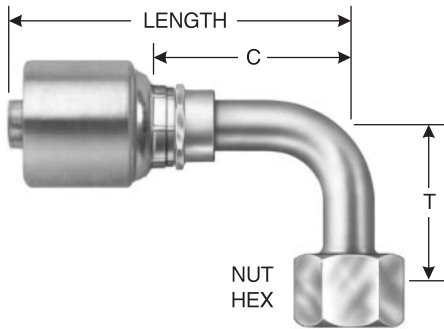
Female DIN 24° Cone Swivel - Light Series with O-Ring - 45° Bent Tube



SPECIFICATIONS

Description	Part No.	Product No.	Hose I.D.		Thread Size	Nut Hex (mm.)	"T" Drop		Length		"C" Cut-Off	
			(In.)	(mm.)			(In.)	(mm.)	(In.)	(mm.)	(In.)	(mm.)
4G-8FDLORX45	G25650-0408	7100-91855	1/4	6.35	M14X1.5	17	0.64	16.1	2.34	59.5	1.44	36.5
6G-10FDLORX45	G25650-0610	7100-92295	3/8	9.53	M16X1.5	19	0.73	18.5	2.50	63.6	1.60	40.5
6G-12FDLORX45	G25650-0612	7100-91875	3/8	9.53	M18X1.5	22	0.75	18.9	2.52	63.9	1.61	40.8

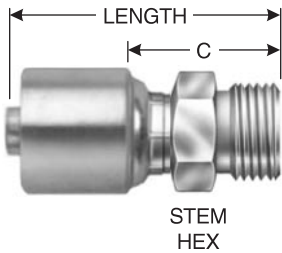
Female DIN 24° Cone Swivel - Light Series with O-Ring - 90° Bent Tube



SPECIFICATIONS

Description	Part No.	Product No.	Hose I.D.		Thread Size	Nut Hex (mm.)	"T" Drop		Length		"C" Cut-Off	
			(In.)	(mm.)			(In.)	(mm.)	(In.)	(mm.)	(In.)	(mm.)
4G-8FDLORX90	G25655-0408	7100-91685	1/4	6.35	M14X1.5	17	1.38	35.0	2.14	54.4	1.24	31.5
6G-10FDLORX90	G25655-0610	7100-92415	3/8	9.53	M16X1.5	19	1.44	36.5	2.18	55.3	1.27	32.2
4G-10FDLORX90	G25655-0410	7100-92385	1/4	6.35	M16X1.5	19	1.44	36.5	2.14	54.4	1.24	31.5
6G-12FDLORX90	G25655-0612	7100-91705	3/8	9.53	M18X1.5	22	1.46	37.0	2.18	55.3	1.27	32.2
8G-15FDLORX90	G25655-0815	7100-91765	1/2	12.7	M22X1.5	27	1.65	42.0	2.87	72.8	1.59	40.4
10G-18FDLORX90	G25655-1018	7100-91785	5/8	15.8	M26X1.5	32	2.03	51.5	3.04	77.3	1.87	47.6

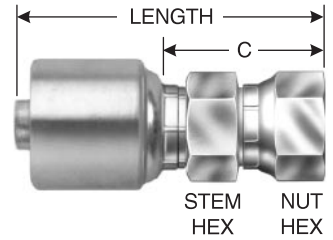
Male DIN 24° Cone - Heavy Series



SPECIFICATIONS

Description	Part No.	Product No.	Hose I.D.		Thread Size	Stem Hex (mm.)	"C" Cut-Off		Length	
			(In.)	(mm.)			(In.)	(mm.)	(In.)	(mm.)
6G-10MDH	G25715-0610	7100-15345	3/8	9.53	M18X1.5	19.00	0.97	24.60	2.07	52.50
6G-12MDH	G25715-0612	7100-15355	3/8	9.53	M20X1.5	24.00	1.17	29.60	2.26	57.50
6G-14MDH	G25715-0614	7100-15365	3/8	9.53	M22X1.5	24.00	1.24	31.60	2.34	59.50
8G-16MDH	G25715-0816	7100-05375	1/2	12.70	M24X1.5	27.00	1.24	31.50	2.72	69.00
10G-20MDH	G25715-1020	7100-05385	5/8	15.88	M30X2.0	32.00	1.42	36.00	2.89	73.50

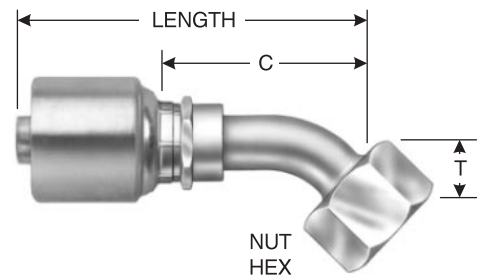
Female DIN 24° Cone Swivel - Heavy Series with O-Ring



SPECIFICATIONS

Description	Part No.	Product No.	Hose I.D.		Thread Size	Nut Hex (mm.)	Length		"C" Cut-Off	
			(In.)	(mm.)			(In.)	(mm.)	(In.)	(mm.)
6G-14FDHORX	G25720-0614	7100-92225	3/8	9.52	M22X1.5	27	2.18	55.6	1.27	32.5
12G-20FDHORX	G25720-1220	7100-92855	3/4	19.05	M30X2.0	36	2.99	75.9	1.47	37.5
16G-30FDHORX	G25720-1630	7100-92235	1	25.40	M42X2.0	50	3.70	94.1	1.93	49.2

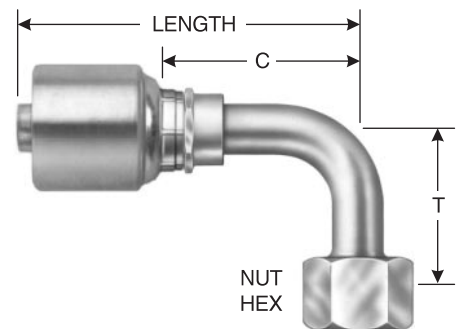
Female DIN 24° Cone Swivel - Heavy Series with O-Ring - 45° Bent Tube



SPECIFICATIONS

Description	Part No.	Product No.	Hose I.D.		Thread Size	Nut Hex (mm.)	"T" Drop		Length		"C" Cut-Off	
			(In.)	(mm.)			(In.)	(mm.)	(In.)	(mm.)	(In.)	(mm.)
8G-16FDHORX45	G25725-0816	7100-91945	1/2	12.7	M24X1.5	30.0	0.85	21.5	3.19	80.9	1.91	48.5

Female DIN 24° Cone Swivel - Heavy Series with O-Ring - 90° Bent Tube



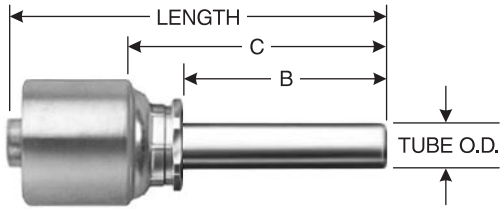
SPECIFICATIONS

Description	Part No.	Product No.	Hose I.D.		Thread Size	Nut Hex (mm.)	"T" Drop		Length		"C" Cut-Off	
			(In.)	(mm.)			(In.)	(mm.)	(In.)	(mm.)	(In.)	(mm.)
4G-10FDHORX90	G25730-0410	7100-92395	1/4	6.35	M18X1.5	22.0	1.44	36.5	2.15	54.5	1.24	31.5
8G-16FDHORX90	G25730-0816	7100-91775	1/2	12.7	M24X1.5	30.0	1.73	44.0	2.87	72.8	1.59	40.4
12G-25FDHORX90	G25730-1225	7100-91815	3/4	19.0	M36X2.0	46.0	2.52	64.0	3.73	94.7	2.22	56.3

MEGACRIMP COPLINGS



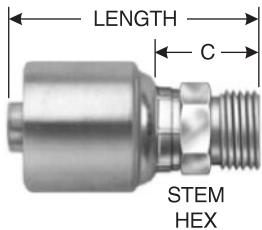
Metric Light Stand Pipe



SPECIFICATIONS

Description	Part No.	Product No.	Hose I.D.		DIN Tube O.D.(mm)	Stem Hex		Length		"C" Cut-Off		"B" Tube Length	
			(In.)	(mm)		(In.)	(mm)	(In.)	(mm)	(In.)	(mm)	(In.)	(mm)
4G-6MLSP	G25750-0406	7100-08505	1/4	6.35	6.00	1/2	12.70	2.24	57.00	1.22	31.00	.87	22.0
4G-8MLSP	G25750-0408	7100-08515	1/4	6.35	8.00	1/2	12.70	2.24	57.00	1.22	31.00	.87	22.0
6G-10MLSP	G25750-0610	7100-08565	3/8	9.53	10.00	5/8	15.88	2.34	59.50	1.24	31.60	.91	23.0
8G-15MLSP	G25750-0815	7100-08605	1/2	12.70	15.00	13/16	20.65	2.82	71.50	1.34	34.00	.98	25.0
12G-18MLSP	G25750-1218	7100-08655	3/4	19.05	18.00	1 1/16	27.00	3.45	87.50	1.44	36.50	1.02	26.0
12G-22MLSP	G25750-1222	7100-08665	3/4	19.05	22.00	1 1/16	27.00	3.50	89.00	1.50	38.00	1.10	28.0
16G-28MLSP	G25750-1628	7100-08695	1	25.40	28.00	1 7/16	36.53	3.90	99.00	1.66	42.20	1.18	30.0

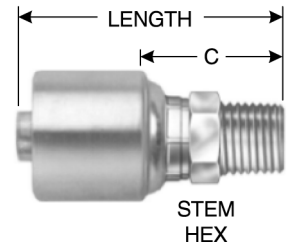
Male British Standard Pipe Parallel



SPECIFICATIONS

Description	Part No.	Product No.	Hose I.D.		Thread Size	Stem Hex (mm.)	Length		"C" Cut-Off	
			(In.)	(mm.)			(In.)	(mm.)	(In.)	(mm.)
4G-4MBSPP	G25810-0404	7100-15515	1/4	6.35	1/4-19	19	2.11	53.5	1.08	27.5
6G-6MBSPP	G25810-0606	7100-15525	3/8	9.53	3/8-19	22	2.17	55.0	1.07	27.1
8G-8MBSPP	G25810-0808	7100-05545	1/2	12.7	1/2-14	27	2.72	69.0	1.24	31.5
12G-12MBSPP	G25810-1212	7100-05565	3/4	19.0	3/4-14	32	3.35	85.0	1.34	34.0
16G-16MBSPP	G25810-1616	7100-05575	1	25.4	1-11	41	3.98	101.	1.74	44.2

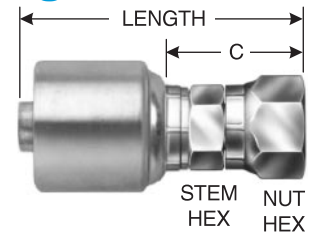
Male British Standard Pipe Tapered/Japanese Tapered Thread



SPECIFICATIONS

Description	Part No.	Product No.	Hose I.D.		Thread Size	Stem Hex (mm.)	Length		"C" Cut-Off	
			(In.)	(mm.)			(In.)	(mm.)	(In.)	(mm.)
4G-4MBSPT	G25795-0404	7100-91075	1/4	6.35	1/4-19	14	1.89	47.9	0.98	24.7
6G-6MBSPT	G25795-0606	7100-91105	3/8	9.53	3/8-19	19	1.95	49.5	1.03	26.0
8G-8MBSPT	G25795-0808	7100-91125	1/2	12.7	1/2-14	22	2.49	63.3	1.22	30.9
12G-12MBSPT	G25795-1212	7100-91145	3/4	19.0	3/4-14	32	2.92	74.1	1.41	35.7
16G-16MBSPT	G25795-1616	7100-91155	1	25.4	1-11	36	3.45	87.5	1.64	41.6

Female British Standard Parallel Pipe O-Ring Swivel*

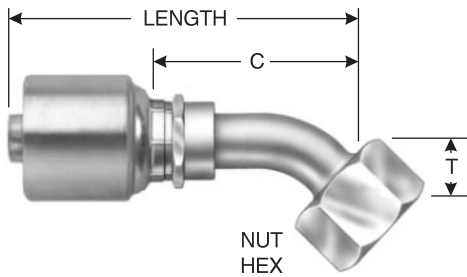


SPECIFICATIONS

Description	Part No.	Product No.	Hose I.D.		Thread Size	Nut Hex (mm.)	Length		"C" Cut-Off	
			(In.)	(mm.)			(In.)	(mm.)	(In.)	(mm.)
4G-4FBSPORX	G25830-0404	7100-91325	1/4	6.35	1/4-19	19	1.53	38.9	0.62	16.0
4G-6FBSPORX	G25830-0406	7100-91335	1/4	6.35	3/8-19	22	1.57	39.9	0.66	17.0
6G-6FBSPORX	G25830-0606	7100-91355	3/8	9.52	3/8-19	22	1.57	40.0	0.66	16.9
6G-8FBSPORX	G25830-0608	7100-91365	3/8	9.52	1/2-14	27	1.58	40.2	0.67	17.1
8G-8FBSPORX	G25830-0808	7100-91385	1/2	12.70	1/2-14	27	1.94	49.5	0.66	17.0
10G-12FBSPORX	G25830-1010	7100-91405	5/8	15.87	3/4-14	32	1.98	50.6	0.82	20.8
12G-12FBSPORX	G25830-1212	7100-91415	3/4	19.05	3/4-14	32	2.34	59.5	0.82	21.0
16G-16FBSPORX	G25830-1616	7100-91425	1	25.40	1-11	41	2.75	70.1	0.99	25.2
20G-20FBSPORX	G25830-2020	7100-91435	1 1/4	31.75	1 1/4-11	50	2.97	75.5	1.16	29.5

*Includes optional O-Ring sealing in Flare.

Female British Standard Parallel Pipe O-Ring Swivel - 45° Bent Tube*

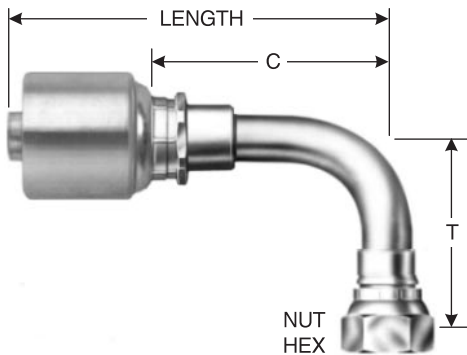


SPECIFICATIONS

Description	Part No.	Product No.	Hose I.D.		Thread Size	Nut Hex (mm.)	"T" Drop		Length		"C" Cut-Off	
			(In.)	(mm.)			(In.)	(mm.)	(In.)	(mm.)	(In.)	(mm.)
4G-4FBSPORX45	G25831-0404	7100-91445	1/4	6.35	1/4-19	19	0.46	11.6	2.13	54.0	1.22	31.1
6G-6FBSPORX45	G25831-0606	7100-91475	3/8	9.53	3/8-19	22	0.61	15.4	2.45	62.1	1.54	39.1
8G-8FBSPORX45	G25831-0808	7100-91495	1/2	12.7	1/2-14	27	0.67	17.0	3.01	76.5	1.73	44.0
12G-12FBSPORX45	G25831-1212	7100-91525	3/4	19.0	3/4-14	32	1.11	28.3	4.05	102.9	2.54	64.4
16G-16FBSPORX45	G25831-1616	7100-91535	1	25.4	1-11	41	1.22	30.9	4.87	123.6	3.10	78.8

*Includes optional O-Ring sealing in flare.

Female British Standard Pipe Parallel Swivel - 90° Bent Tube*



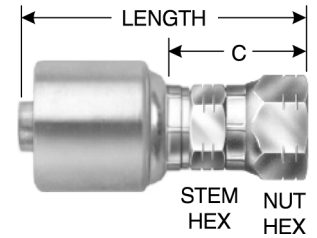
SPECIFICATIONS

Description	Part No.	Product No.	Hose I.D.		Thread Size	Nut Hex (mm.)	"T" Drop		Length		"C" Cut-Off	
			(In.)	(mm.)			(In.)	(mm.)	(In.)	(mm.)	(In.)	(mm.)
4G-4FBSPORX90	G25832-0404	7100-91545	1/4	6.35	1/4-19	19	0.93	23.5	1.95	49.4	1.04	26.5
6G-6FBSPORX90	G25832-0606	7100-91575	3/8	9.53	3/8-19	22	1.26	32.0	2.24	57.0	1.34	34.0
8G-8FBSPORX90	G25832-0808	7100-91595	1/2	12.7	1/2-14	27	1.48	37.5	2.87	73.0	1.60	40.5
10G-10FBSPORX90	G25832-1010	7100-91605	5/8	15.8	5/8-14	30	1.81	46.0	3.00	76.3	1.84	46.6
12G-12FBSPORX90	G25832-1212	7100-91625	3/4	19.0	3/4-14	32	2.36	60.0	3.72	94.5	2.21	56.0
16G-16FBSPORX90	G25832-1616	7100-91635	3/8	9.53	1-11	41	2.76	70.0	4.69	119.2	2.93	74.3

*Includes optional O-Ring sealing in flare.

Female Komatsu Style Japanese Metric Swivel

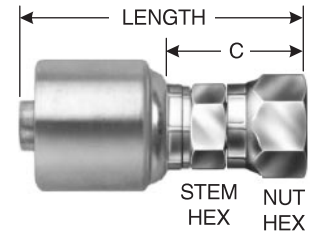
These female swivels have been marked with two small notches on the hex to identify them as the Komatsu style.



SPECIFICATIONS

Description	Part No.	Product No.	Hose I.D.		Thread Size	Stem Hex		Nut Hex		Length		"C" Cut-Off	
			(In.)	(mm.)		(In.)	(mm.)	(In.)	(mm.)	(In.)	(mm.)	(In.)	(mm.)
4G-4FKX	G25910-0404	7100-13715	1/4	6.35	M14X1.5	9/16	14.30	3/4	19.05	2.22	56.30	1.18	29.97
6G-6FKX	G25910-0606	7100-13725	3/8	9.53	M18X1.5	11/16	17.48	7/8	22.23	2.47	62.80	1.37	34.90
8G-8FKX	G25910-0808	7100-03735	1/2	12.70	M22X1.5	13/16	20.65	1 1/16	27.00	2.93	74.50	1.46	37.00
10G-10FKX	G25910-1010	7100-03745	5/8	15.88	M24X1.5	1	25.40	1 1/4	31.75	3.09	78.50	1.62	41.10
12G-12FKX	G25910-1212	7100-03755	3/4	19.05	M30X1.5	1 1/8	28.58	1 7/16	36.53	3.82	97.10	1.82	46.10
16G-16FKX	G25910-1616	7100-03765	1	25.40	M33X1.5	1 3/8	34.93	1 5/8	41.28	4.51	114.60	2.28	57.80

Female Japanese Industrial Standard Swivel

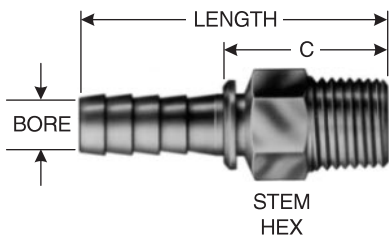


SPECIFICATIONS

Description	Part No.	Product No.	Hose I.D.		Thread Size	Stem Hex		Nut Hex		Length		"C" Cut-Off	
			(In.)	(mm.)		(In.)	(mm.)	(In.)	(mm.)	(In.)	(mm.)	(In.)	(mm.)
4G-4FJISX	G25930-0404	7100-15405	1/4	6.35	1/4-19	3/4	19	3/4	19	2.21	56.0	1.18	30.0
6G-6FJISX	G25930-0606	7100-15415	3/8	9.53	3/8-19	5/8	16	7/8	22	2.38	61	1.28	32.5
8G-8FJISX	G25930-0808	7100-05425	1/2	12.7	1/2-14	13/16	20	1 1/16	27	2.93	74.5	1.46	37.0
12G-12FJISX	G25930-1212	7100-05445	3/4	19.0	3/4-14	1 1/16	27	1 1/4	32	3.67	93.3	1.67	42.3
16G-16FJISX	G25930-1616	7100-05455	1	25.4	1 1/2	1 3/8	35	1 1/2	38	4.08	103.	1.84	46.8

Power Crimp® Stems

Male Pipe (NPTF - 30° Cone Seat)

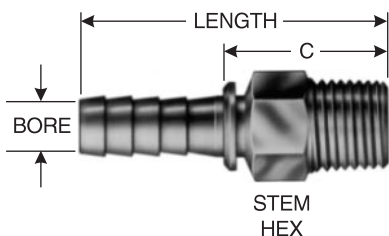


SPECIFICATIONS

Description	Part No.	Product No.	Hose I.D. (In.)	Thread Size	Bore (In.)	Stem Hex (In.)	Length (In.)	"C" Cut-Off (In.)
3-2MP	80001	7334-36215	3/16	1/8-27	0.13	1/2	2.03	0.94
3-4MP	80002	7334-36245	3/16	1/4-18	0.13	9/16	2.22	1.13
4-2MP	80003	7301-09125	1/4	1/8-27	0.16	1/2	2.03	0.94
4-4MP	80004	7301-09145	1/4	1/4-18	0.16	9/16	2.22	1.13
4-6MP	80005	7301-09165	1/4	3/8-18	0.16	11/16	2.22	1.13
4-8MP	80006	7301-09185	1/4	1/2-14	0.16	7/8	2.48	1.39
5-4MP	80007	7301-19145	5/16	1/4-18	0.23	5/8	2.19	1.18
6-4MP	80008	7306-29125	3/8	1/4-18	0.27	5/8	2.22	1.20
6-6MP	80009	7306-29145	3/8	3/8-18	0.27	11/16	2.22	1.20
6-8MP	80011	7306-29165	3/8	1/2-14	0.27	7/8	2.41	1.39
8-6MP	80012	7301-39125	1/2	3/8-18	0.41	13/16	2.70	1.26
8-8MP	80013	7301-39145	1/2	1/2-14	0.41	7/8	2.89	1.45
8-12MP	80014	7301-39165	1/2	3/4-14	0.41	1 1/16	2.94	1.50
10-8MP	80015	7301-49125	5/8	1/2-14	0.50	7/8	2.92	1.49
10-12MP	80016	7301-49145	5/8	3/4-14	0.50	1 1/16	2.94	1.51
12-8MP	80017	7301-59125	3/4	1/2-14	0.63	1 1/16	3.21	1.50
12-12MP	80018	7301-59145	3/4	3/4-14	0.63	1 1/16	3.21	1.50
12-16MP	80019	7301-59165	3/4	1-11 1/2	0.63	1 3/8	3.52	1.81
14-16MP	80021	7334-30455	7/8	1-11 1/2	0.75	1 3/8	3.06	1.81
16-12MP	80022	7301-69125	1	3/4-14	0.84	1 3/8	3.43	1.72
16-16MP	80023	7301-69145	1	1-11 1/2	0.84	1 3/8	3.62	1.91
20-20MP	80024	7301-79145	1 1/4	1 1/4-11 1/2	1.06	1 3/4	4.45	2.15
24-24MP	80025	7301-89145	1 1/2	1 1/2-11 1/2	1.31	2	4.83	2.19
32-32MP	80026	7301-99145	2	2-11 1/2	1.66	2 1/2	5.86	2.33

PC CPLGS.

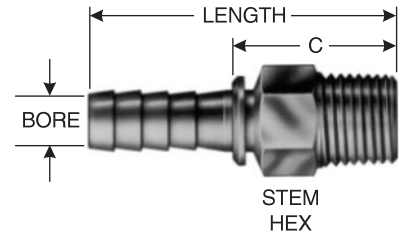
Male Pipe (NPTF - 30° Cone Seat) - Brass



SPECIFICATIONS

Description	Part No.	Product No.	Hose I.D. (In.)	Thread Size	Bore (In.)	Stem Hex (In.)	Length (In.)	"C" Cut-Off (In.)
16-16MPB	80160	7301-00425	1	1-11 1/2	0.84	1 3/8	4.05	2.34
32-32MPB	80165	7301-00435	2	2-11 1/2	1.66	2 1/2	6.22	2.69

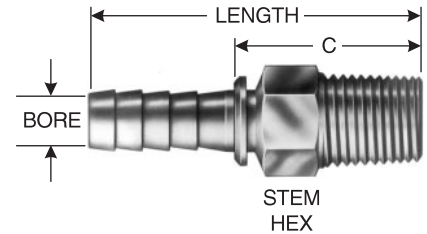
Male Pipe (NPTF - 30° Cone Seat) - Stainless Steel



SPECIFICATIONS

Description	Part No.	Product No.	Hose I.D. (In.)	Thread Size	Bore (In.)	Stem Hex (In.)	Length (In.)	"C" Cut-Off (In.)
4-4MP-SS	85200	7362-00045	1/4	1/4-18	0.16	9/16	2.22	1.18
6-6MP-SS	85201	7362-00065	3/8	3/8-18	0.27	11/16	2.22	1.20
8-8MP-SS	85202	7362-00085	1/2	1/2-14	0.41	7/8	2.89	1.45
12-12MP-SS	85203	7362-00125	3/4	3/4-14	0.63	1 1/16	3.21	1.50
16-16MP-SS	85204	7362-00165	1	1-11 1/2	0.84	1 3/8	3.62	1.91

Male Pipe Long Nose

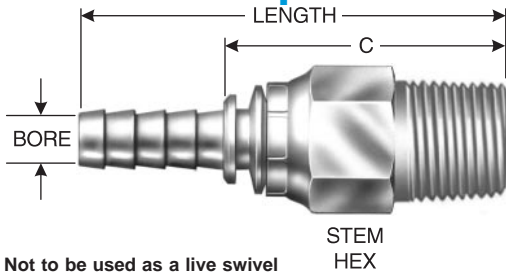


SPECIFICATIONS

Description	Part No.	Product No.	Hose I.D. (In.)	Thread Size	Bore (In.)	Stem Hex (In.)	Length (In.)	"C" Cut-Off (In.)
4-4MPLN	80029	7301-09155	1/4	1/4-18	0.16	9/16	2.61	1.52
4-6MPLN	80027	7301-09175	1/4	3/8-18	0.16	11/16	2.61	1.52
6-4MPLN	80030	7301-09195	3/8	1/4-18	0.27	5/8	2.54	1.52
6-6MPLN	80028	7301-09205	3/8	3/8-18	0.27	11/16	2.54	1.52

For use with J2AT Jack Hose and special high pressure applications.

Male Pipe Swivel (NPTF - Without 30° Cone Seat)

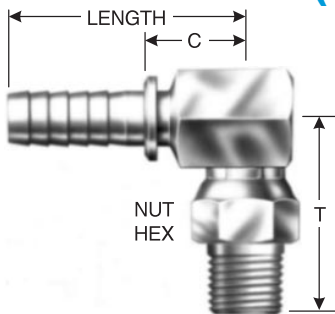


Not to be used as a live swivel

SPECIFICATIONS

Description	Part No.	Product No.	Hose I.D. (In.)	Thread Size	Bore (In.)	Stem Hex (In.)	Length (In.)	"C" Cut-Off (In.)
3-2MPX	80031	7334-36335	3/16	1/8-27	0.13	1/2	2.40	1.31
4-4MPX	80032	7302-09145	1/4	1/4-18	0.16	1/2	2.63	1.54
4-6MPX	80033	7302-09165	1/4	3/8-18	0.16	5/8	2.78	1.69
4-8MPX	80034	7302-09185	1/4	1/2-14	0.16	3/4	3.06	1.96
6-4MPX	80035	7307-29125	3/8	1/4-18	0.27	5/8	2.75	1.74
6-6MPX	80036	7307-29145	3/8	3/8-18	0.27	5/8	2.73	1.72
6-8MPX	80037	7307-29165	3/8	1/2-14	0.27	3/4	1.93	1.93
8-6MPX	80038	7302-39125	1/2	3/8-18	0.41	13/16	3.19	1.76
8-8MPX	80039	7302-39145	1/2	1/2-14	0.41	13/16	3.38	1.94
10-12MPX	80041	7302-49145	5/8	3/4-14	0.50	1 1/16	3.44	2.00
12-8MPX	80042	7302-59125	3/4	1/2-14	0.63	1 1/16	3.66	1.95
12-12MPX	80043	7302-59145	3/4	3/4-14	0.63	1 1/16	3.71	2.00
16-16MPX	80044	7302-69145	1	1-11 1/2	0.84	1 1/2	4.18	2.47

Male Pipe Swivel - 90° Block (NPTF - Without 30° Cone Seat)



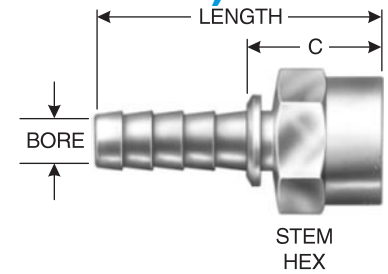
Not to be used as a live swivel.

SPECIFICATIONS

Description	Part No.	Product No.	Hose I.D. (In.)	Thread Size	Nut Hex (In.)	"T" Drop (In.)	Length (In.)	"C" Cut-Off (In.)
4-4MPX90	80051	7302-02145	1/4	1/4-18	11/16	1.62	2.17	0.70
4-6MPX90	80052	7302-02165	1/4	3/8-18	7/8	1.73	2.17	0.70
6-4MPX90	80053	7307-22125	3/8	1/4-18	11/16	1.59	2.32	0.83
6-6MPX90	80054	7307-22145	3/8	3/8-18	7/8	1.76	2.32	0.83
6-8MPX90†	80055	7307-22165	3/8	1/2-14	1	1.93	2.32	0.83
6-8MPX90L	80058	7307-22175	3/8	1/2-14	1	1.93	3.95	2.47
8-8MPX90†	80056	7302-32145	1/2	1/2-14	1	2.06	3.00	1.07
8-8MPX90L	80059	7302-32155	1/2	1/2-14	1	2.06	4.00	2.07
12-12MPX90†	80057	7302-52145	3/4	3/4-14	1 5/16	2.29	3.50	1.20
12-12MPX90L	80060	7302-52155	3/4	3/4-14	1 5/16	2.29	4.25	1.95

†Cannot be crimped on Omni 21. Use MPX90L.

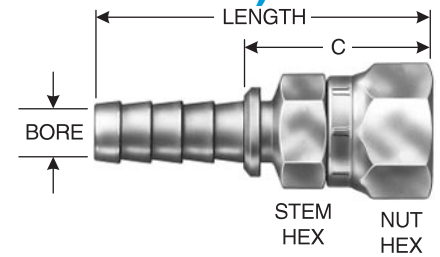
Female Pipe (NPTF - Without 30° Cone Seat)



SPECIFICATIONS

Description	Part No.	Product No.	Hose I.D. (In.)	Thread Size	Bore (In.)	Stem Hex (In.)	Length (In.)	"C" Cut-Off (In.)
3-2FP	80061	7334-36225	3/16	1/8-27	0.13	9/16	1.85	0.76
4-2FP	80062	7302-05125	1/4	1/8-27	0.16	9/16	1.80	0.71
4-4FP	80063	7302-05145	1/4	1/4-18	0.16	11/16	2.03	0.94
4-6FP	80064	7302-05165	1/4	3/8-18	0.16	13/16	2.04	0.95
6-4FP	80065	7307-25125	3/8	1/4-18	0.27	3/4	1.97	0.95
6-6FP	80067	7307-25145	3/8	3/8-18	0.27	13/16	1.97	0.95
6-8FP	80068	7307-25165	3/8	1/2-14	0.27	1	2.15	1.13
8-6FP	80069	7302-35125	1/2	3/8-18	0.41	7/8	2.45	1.01
8-8FP	80071	7302-35145	1/2	1/2-14	0.41	1	2.63	1.19
12-12FP	80072	7302-55145	3/4	3/4-14	0.63	1 1/4	2.96	1.25

Female Pipe Swivel (NPSM - 30° Cone Seat)



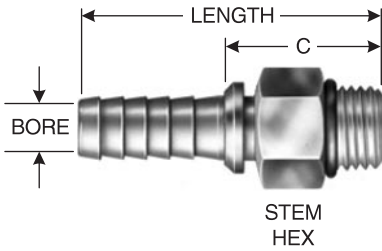
SPECIFICATIONS

Description	Part No.	Product No.	Hose I.D. (In.)	Thread Size	Bore (In.)	Nut Hex (In.)	Stem Hex (In.)	Length (In.)	"C" Cut-Off (In.)
4-4FPX	80391	7303-03745	1/4	1/4-18	0.16	11/16	1/2	2.33	1.24
6-6FPX	80392	7303-03765	3/8	3/8-18	0.27	7/8	5/8	2.30	1.28
8-8FPX	80393	7303-03785	1/2	1/2-14	0.41	1	13/16	2.88	1.44
12-12FPX	80394	7303-03825	3/4	3/4-14	0.63	1 1/4	1 1/16	3.46	1.75
16-16FPX	80395	7303-03865	1	1-11 1/2	0.84	1 1/2	1 3/8	3.61	1.90

PCPLGS



Male O-Ring Boss*

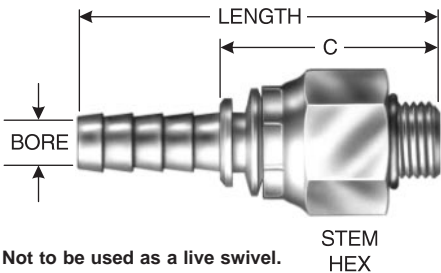


SPECIFICATIONS

Description	Part No.	Product No.	Hose I.D. (In.)	Thread Size	Bore (In.)	Stem Hex (In.)	Length (In.)	"C" Cut-Off (In.)
4-4MB	80076	7301-09445	1/4	7/16-20	0.16	9/16	2.03	0.94
4-5MB	80077	7301-09465	1/4	1/2-20	0.16	5/8	2.03	0.94
4-6MB	80078	7301-09485	1/4	9/16-18	0.16	11/16	2.19	1.10
6-6MB	80081	7306-29445	3/8	9/16-18	0.27	11/16	2.10	1.08
6-8MB	80082	7306-29465	3/8	3/4-16	0.27	7/8	2.10	1.08
6-10MB	80083	7306-29485	3/8	7/8-14	0.27	1	2.16	1.14
6-12MB	80084	7334-36455	3/8	1 1/16-12	0.27	1 1/4	2.25	1.23
8-8MB	80085	7301-39445	1/2	3/4-16	0.41	7/8	2.58	1.14
8-10MB	80086	7301-39465	1/2	7/8-14	0.41	1	2.64	1.20
8-12MB	80087	7301-39485	1/2	1 1/16-12	0.41	1 1/4	2.91	1.47
10-8MB	80088	7301-49425	5/8	3/4-16	0.50	7/8	2.76	1.32
10-10MB	80089	7301-49445	5/8	7/8-14	0.50	1	2.82	1.38
10-12MB	80091	7301-49465	5/8	1 1/16-12	0.50	1 1/4	2.91	1.47
12-12MB	80092	7301-59445	3/4	1 1/16-12	0.63	1 1/4	3.06	1.35
12-14MB	80093	7301-59465	3/4	1 3/16-12	0.63	1 3/8	3.06	1.35
12-16MB	80094	7301-59485	3/4	1 5/16-12	0.63	1 1/2	3.06	1.35
16-14MB	80095	7301-69425	1	1 3/16-12	0.84	1 3/8	3.28	1.57
16-16MB	80096	7301-69445	1	1 5/16-12	0.84	1 1/2	3.34	1.63
20-20MB	80097	7301-79445	1 1/4	1 5/8-12	1.06	1 7/8	3.90	1.60

*SAE J1926/3 ISO 11926-3 Light-Duty (L Series) Stud End

Male O-Ring Boss Swivel

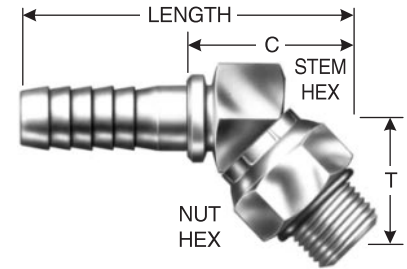


Not to be used as a live swivel.

SPECIFICATIONS

Description	Part No.	Product No.	Hose I.D. (In.)	Thread Size	Bore (In.)	Nut Hex (In.)	Stem Hex (In.)	Length (In.)	"C" Cut-Off (In.)
4-5MBX	80080	7302-09465	1/4	1/2-20	0.16	11/16	1/2	2.58	1.50
4-6MBX	80100	7302-09485	1/4	9/16-18	0.16	7/8	5/8	2.69	1.60
6-6MBX	80101	7307-29445	3/8	9/16-18	0.27	7/8	5/8	2.61	1.60
6-8MBX	80102	7307-29465	3/8	3/4-16	0.27	1	3/4	2.63	1.62
6-10MBX	80103	7307-29485	3/8	7/8-14	0.27	1	3/4	2.69	1.68
8-8MBX	80104	7302-39445	1/2	3/4-16	0.41	1	13/16	3.07	1.63
8-10MBX	80105	7302-39465	1/2	7/8-14	0.41	1	13/16	3.13	1.69
12-12MBX	80107	7302-00105	3/4	1 1/16-12	0.63	1 5/16	1 1/16	3.68	1.98
12-14MBX	80106	7302-59465	3/4	1 3/16-12	0.63	1 5/16	1 1/16	3.56	1.85

Male O-Ring Boss Swivel - 45° Block

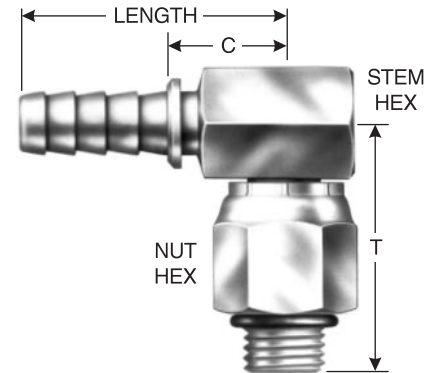


SPECIFICATIONS

NOT TO BE USED AS A LIVE SWIVEL

Description	Part No.	Product No.	Hose I.D.(In.)	Thread Size	Nut Hex(In.)	"T" Drop(In.)	Length(In.)	"C" Cut-Off(In.)
6-6MBX45	80124	7307-21445	3/8	9/16-18	7/8	1.08	3.01	2.00
6-8MBX45	80125	7307-21465	3/8	3/4-16	1	1.05	2.98	1.97
8-8MBX45	80126	7302-31445	1/2	3/4-16	1	1.10	2.99	1.55
8-10MBX45	80127	7302-31465	1/2	7/8-14	1	1.15	3.35	1.91

Male O-Ring Boss Swivel - 90° Block



SPECIFICATIONS

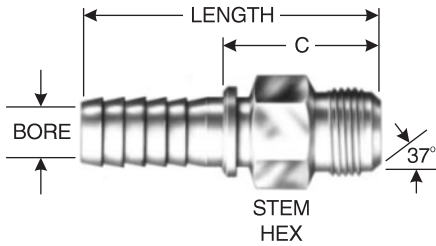
NOT TO BE USED AS A LIVE SWIVEL

Description	Part No.	Product No.	Hose I.D.(In.)	Thread Size	Nut Hex(In.)	"T" Drop(In.)	Length(In.)	"C" Cut-Off(In.)
4-5MBX90	80090	7302-02465	1/4	1/2-20	11/16	1.57	2.17	0.72
4-6MBX90	80111	7302-02485	1/4	9/16-18	7/8	1.64	1.79	0.70
6-6MBX90	80112	7307-22445	3/8	9/16-18	7/8	1.67	1.84	0.83
6-8MBX90	80113	7307-22465	3/8	3/4-16	1	1.62	1.84	0.83
6-10MBX90†	80114	7307-22485	3/8	7/8-14	1	1.68	1.84	0.83
6-10MBX90L	80079	7307-22595	3/8	7/8-14	1	1.69	3.95	2.47
8-8MBX90†	80115	7302-32445	1/2	3/4-16	1	1.75	2.51	1.07
8-8MBX90L	80109	7302-32455	1/2	3/4-16	1	1.75	3.26	1.82
8-10MBX90†	80116	7302-32465	1/2	7/8-14	1	1.81	2.51	1.07
8-10MBX90L	80110	7302-32475	1/2	7/8-14	1	1.81	3.26	1.82
8-12MBX90†	80117	7302-32485	1/2	1 1/16-12	1 5/16	2.09	2.51	1.06
8-12MBX90L	80108	7302-32495	1/2	1 1/16-12	1 5/16	2.09	3.76	2.31
10-10MBX90†	80118	7302-42445	5/8	7/8-14	1	1.81	2.39	0.95
10-10MBX90L	80098	7302-42455	5/8	7/8-14	1	1.81	3.39	1.95
12-12MBX90†	80119	7302-52445	3/4	1 1/16-12	1 5/16	2.28	2.91	1.20
12-12MBX90L	80099	7302-52455	3/4	1 1/16-12	1 5/16	2.27	4.25	1.95

†Cannot be crimped on Omni 21. Use MBX90L.



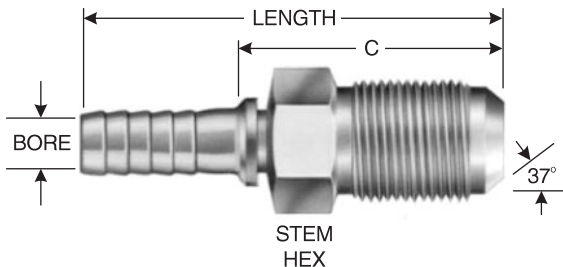
Male JIC 37° Flare



SPECIFICATIONS

Description	Part No.	Product No.	Hose I.D. (In.)	Thread Size	Bore (In.)	Stem Hex (In.)	Length (In.)	"C" Cut-Off (In.)
3-4MJ	80181	7334-36235	3/16	7/16-20	0.13	1/2	2.09	1.00
4-4MJ	80182	7301-09245	1/4	7/16-20	0.16	1/2	2.22	1.13
4-5MJ	80183	7301-09265	1/4	1/2-20	0.16	1/2	2.22	1.13
4-6MJ	80184	7301-09285	1/4	9/16-18	0.16	9/16	2.22	1.13
5-6MJ	80185	7301-19265	5/16	9/16-18	0.23	5/8	2.17	1.14
6-6MJ	80186	7306-29245	3/8	9/16-18	0.27	5/8	2.16	1.14
6-8MJ	80187	7306-29265	3/8	3/4-16	0.27	3/4	2.32	1.30
6-10MJ	80188	7306-29285	3/8	7/8-14	0.27	7/8	2.41	1.39
8-8MJ	80189	7301-39245	1/2	3/4-16	0.41	1 3/16	2.80	1.36
8-10MJ	80191	7301-39265	1/2	7/8-14	0.41	7/8	2.91	1.47
8-12MJ	80192	7301-39285	1/2	1 1/16-12	0.41	1 1/16	3.18	1.74
10-8MJ	80190	7301-49225	5/8	3/4-16	0.50	7/8	2.92	1.49
10-10MJ	80193	7301-49245	5/8	7/8-14	0.50	7/8	3.02	1.59
10-12MJ	80194	7301-49265	5/8	1 1/16-12	0.50	1 1/16	3.19	1.75
12-12MJ	80195	7301-59245	3/4	1 1/16-12	0.63	1 1/16	3.41	1.70
12-14MJ	80196	7301-59265	3/4	1 3/16-12	0.63	1 1/4	3.48	1.77
12-16MJ	80197	7301-59285	3/4	1 5/16-12	0.63	1 5/16	3.50	1.79
16-16MJ	80199	7301-69245	1	1 5/16-12	0.84	1 3/8	3.60	1.89
16-20MJ	80201	7301-69265	1	1 5/8-12	0.84	1 5/8	3.71	2.00
20-20MJ	80202	7301-79245	1 1/4	1 5/8-12	1.06	1 3/4	4.43	2.13
20-24MJ	80203	7301-79265	1 1/4	1 7/8-12	1.06	2	4.56	2.26
24-24MJ	80204	7301-89245	1 1/2	1 7/8-12	1.31	2	4.91	2.27
32-32MJ	80205	7301-99245	2	2 1/2-12	1.66	2 5/8	6.16	2.63

Male JIC 37° Flare Long Nose

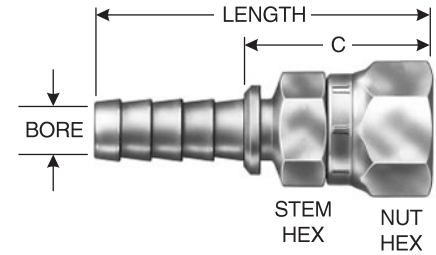


SPECIFICATIONS

Description	Part No.	Product No.	Hose I.D.(In.)	Thread Size	Bore(In.)	Stem Hex(In.)	Length(In.)	"C" Cut-Off(In.)
8-12MJLN	80121	7334-33895	1/2	1 1/16-12	0.41	1 1/8	3.82	2.38

PC CPLGS.

Female JIC 37° Flare Swivel

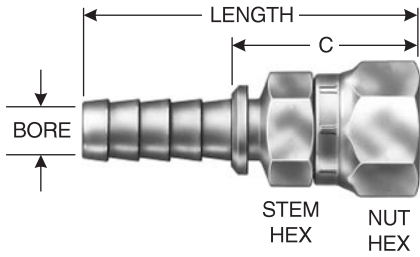


SPECIFICATIONS

Description	Part No.	Product No.	Hose I.D. (In.)	Thread Size	Bore (In.)	Nut Hex (In.)	Stem Hex (In.)	Length (In.)	"C" Cut-Off (In.)
3-3FJX	80131	7334-36315	3/16	3/16	0.13	9/16	1/2	2.20	1.11
3-4FJX	80132	7334-36325	3/16	7/16-20	0.13	9/16	1/2	2.21	1.12
3-5FJX	80133	7334-36305	3/16	1/2-20	0.13	11/16	1/2	2.26	1.18
4-4FJX	80134	7303-09245	1/4	7/16-20	0.16	9/16	1/2	2.13	1.04
4-5FJX	80135	7303-09265	1/4	1/2-20	0.16	11/16	1/2	2.28	1.18
4-6FJX	80136	7303-09285	1/4	9/16-18	0.16	3/4	9/16	2.28	1.18
5-5FJX	80137	7303-19245	5/16	1/2-20	0.23	11/16	5/8	2.25	1.23
5-6FJX	80138	7303-19265	5/16	9/16-18	0.23	3/4	5/8	2.24	1.22
6-5FJX	80178	7334-07545	3/8	1/2-20	0.27	11/16	5/8	2.14	1.12
6-6FJX	80139	7308-29245	3/8	9/16-18	0.27	3/4	5/8	2.24	1.22
6-8FJX	80141	7308-29265	3/8	3/4-16	0.27	7/8	11/16	2.35	1.33
6-10FJX	80142	7308-29285	3/8	7/8-14	0.27	1 1/16	13/16	2.51	1.49
8-6FJX	80128	7303-39225	1/2	9/16-18	0.41	3/4	13/16	2.62	1.18
8-8FJX	80143	7303-39245	1/2	3/4-16	0.41	7/8	13/16	2.76	1.32
8-10FJX	80144	7303-39265	1/2	7/8-14	0.41	1 1/16	13/16	2.98	1.54
8-12FJX	80145	7303-39285	1/2	1 1/16-12	0.41	1 1/4	1	3.10	1.66
10-8FJX	80146	7303-49225	5/8	3/4-16	0.50	7/8	7/8	2.85	1.41
10-10FJX	80147	7303-49245	5/8	7/8-14	0.50	1 1/16	7/8	3.04	1.60
10-12FJX	80148	7303-49265	5/8	1 1/16-12	0.50	1 1/4	1	3.12	1.68
10-14FJX	80149	7303-49285	5/8	1 3/16-12	0.50	1 3/8	1 1/8	3.25	1.81
12-10FJX	80151	7303-59225	3/4	7/8-14	0.63	1 1/16	1 1/16	3.20	1.49
12-12FJX	80152	7303-59245	3/4	1 1/16-12	0.63	1 1/4	1 1/16	3.39	1.68
12-14FJX	80153	7303-59265	3/4	1 3/16-12	0.63	1 3/8	1 1/8	3.56	1.85
12-16FJX	80154	7303-59285	3/4	1 5/16-12	0.63	1 1/2	1 1/4	3.51	1.80
14-16FJX	80155	7334-33845	7/8	1 5/16-12	0.75	1 1/2	1 3/8	2.90	1.65
16-12FJX	80156	7303-69205	1	1 1/16-12	0.84	1 1/4	1 3/8	3.44	1.73
16-14FJX	80157	7303-69225	1	1 3/16-12	0.84	1 3/8	1 3/8	3.47	1.76
16-16FJX	80158	7303-69245	1	1 5/16-12	0.84	1 1/2	1 3/8	3.63	1.92
16-20FJX	80159	7303-69265	1	1 5/8-12	0.84	2	1 9/16	3.79	2.08
20-20FJX	80161	7303-79245	1 1/4	1 5/8-12	1.06	2	1 3/4	4.58	2.28
20-24FJX	80164	7303-00725	1 1/4	1 7/8-12	1.06	2 1/4	1 7/8	4.85	2.55
24-24FJX	80162	7303-89245	1 1/2	1 7/8-12	1.31	2 1/4	2	5.10	2.46
32-32FJX	80163	7303-99245	2	2 1/2-12	1.66	2 7/8	2 1/2	6.45	2.92



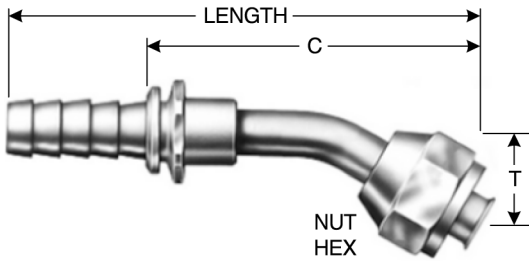
Female JIC 37° Flare Swivel - Stainless Steel



SPECIFICATIONS

Description	Part No.	Product No.	Hose I.D. (In.)	Thread Size	Bore (In.)	Nut Hex (In.)	Stem Hex (In.)	Length (In.)	"C" Cut-Off (In.)
6-6FJX-SS	85208	7362-01075	$\frac{3}{8}$	$\frac{9}{16}$ -18	0.27	$\frac{3}{4}$	$\frac{5}{8}$	2.23	1.22
12-12FJX-SS	85212	7362-01135	$\frac{3}{4}$	1 $\frac{1}{16}$ -12	0.63	1 $\frac{1}{4}$	1 $\frac{1}{16}$	3.41	1.71
16-16FJX-SS	85213	7362-01165	1	1 $\frac{5}{16}$ -12	0.84	1 $\frac{1}{2}$	1 $\frac{3}{8}$	3.66	1.95

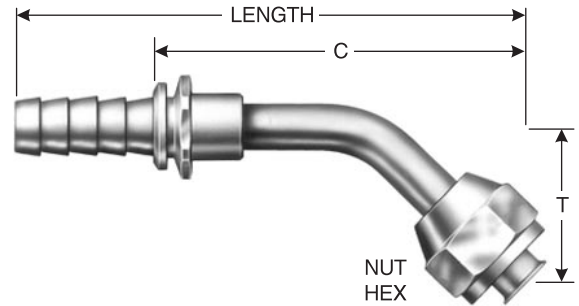
Female JIC 37° Flare Swivel - 30° Bent Tube



SPECIFICATIONS

Description	Part No.	Product No.	Hose I.D. (In.)	Thread Size	Nut Hex (In.)	"T" Drop (In.)	Length (In.)	"C" Cut-Off (In.)
10C2-12FJX30	80122	7334-04435	$\frac{5}{8}$	1 $\frac{1}{16}$ -12	1 $\frac{1}{4}$	0.70	4.41	2.97

Female JIC 37° Flare Swivel - 45° Bent Tube



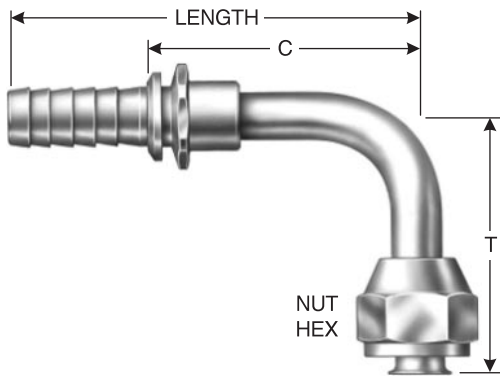
SPECIFICATIONS

Description	Part No.	Product No.	Hose I.D. (In.)	Thread Size	Nut Hex (In.)	"T" Drop (In.)	Length (In.)	"C" Cut-Off (In.)
3C2-4FJX45S	83105	7303-01005	3/16	7/16-20	9/16	0.33	2.80	1.71
4C2-4FJX45S	83106	7303-01015	1/4	7/16-20	9/16	0.33	2.80	1.70
4C2-4FJX45M	83172	7303-01025	1/4	7/16-20	9/16	0.47	2.80	1.70
4C2-5FJX45S	83107	7303-01035	1/4	1/2-20	5/8	0.36	2.90	1.80
4C2-5FJX45M	83173	7303-01045	1/4	1/2-20	5/8	0.59	2.90	1.80
4C2-6FJX45S	83108	7303-01055	1/4	9/16-18	11/16	0.36	3.12	2.02
4C2-6FJX45M	83174	7303-01065	1/4	9/16-18	11/16	0.59	3.12	2.02
5C2-5FJX45S	83109	7303-01075	5/16	1/2-20	5/8	0.36	2.90	1.88
5C2-6FJX45S	83110	7303-01085	5/16	9/16-18	11/16	0.39	3.12	2.10
5C2-6FJX45M	83175	7303-01095	5/16	9/16-18	11/16	0.56	3.12	2.10
6C2-6FJX45S	83111	7303-01105	3/8	9/16-18	11/16	0.39	3.12	2.10
6C2-6FJX45M	83176	7303-01115	3/8	9/16-18	11/16	0.56	3.12	2.10
6C2-8FJX45S	83112	7303-01125	3/8	3/4-16	7/8	0.55	3.47	2.45
6C2-8FJX45M	83177	7303-01135	3/8	3/4-16	7/8	0.69	3.47	2.45
8C2-8FJX45S	83113	7303-01145	1/2	3/4-16	7/8	0.55	3.68	2.24
8C2-8FJX45M	83178	7303-01155	1/2	3/4-16	7/8	0.69	3.68	2.24
8C2-10FJX45S	83114	7303-01165	1/2	7/8-14	1	0.63	4.02	2.58
8C2-10FJX45M	83179	7303-01175	1/2	7/8-14	1	0.75	4.02	2.58
10C2-10FJX45S	83180	7303-01185	5/8	7/8-14	1	0.78	4.02	2.58
10C2-12FJX45S	83115	7303-01195	5/8	1 1/16-12	1 1/4	0.78	4.52	3.08
12C2-10FJX45S	83104	7334-04595	3/4	7/8-14	1	0.88	4.51	2.80
12C2-12FJX45S	83116	7303-01205	3/4	1 1/16-12	1 1/4	0.78	4.62	2.91
12C2-12FJX45M	83181	7303-01215	3/4	1 1/16-12	1 1/4	1.06	4.62	2.91
12C2-16FJX45S	83117	7303-01225	3/4	1 5/16-12	1 1/2	0.89	5.28	3.57
16C2-12FJX45S	83118	7303-01235	1	1 1/16-12	1 1/4	0.78	4.62	2.92
16C2-16FJX45S	83119	7303-01245	1	1 5/16-12	1 1/2	0.89	5.52	3.82
16C2-16FJX45M	83182	7303-01255	1	1 5/16-12	1 1/2	1.16	5.52	3.82
20C2-20FJX45S	83120	7334-41245	1 1/4	1 5/8-12	2	1.38	7.95	5.65

PCPLGS



Female JIC 37° Flare Swivel - 90° Bent Tube

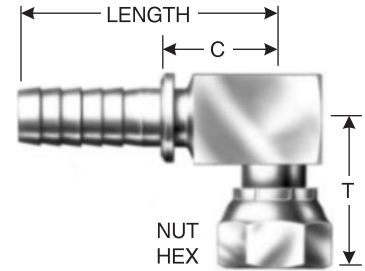


SPECIFICATIONS

Description	Part No.	Product No.	Hose I.D. (In.)	Thread Size	Nut Hex (In.)	"T" Drop (In.)	Length (In.)	"C" Cut-Off (In.)
3C2-4FJX90S	83125	7303-01505	3/16	7/16-20	9/16	0.68	2.54	1.45
4C2-4FJX90S	83126	7303-01515	1/4	7/16-20	9/16	0.68	2.54	1.44
4C2-4FJX90M	83225	7303-01525	1/4	7/16-20	9/16	0.88	2.54	1.45
4C2-4FJX90L	83205	7303-01535	1/4	7/16-20	9/16	1.80	2.54	1.45
4C2-5FJX90S	83127	7303-01545	1/4	1/2-20	5/8	0.77	2.62	1.52
4C2-5FJX90M	83226	7303-01555	1/4	1/2-20	5/8	1.13	2.62	1.53
4C2-5FJX90L	83206	7303-01565	1/4	1/2-20	5/8	1.80	2.62	1.53
4C2-6FJX90S	83128	7303-01575	1/4	9/16-18	11/16	0.85	2.83	1.73
5C2-6FJX90S	83129	7303-01585	5/16	9/16-18	11/16	0.85	2.83	1.81
5C2-6FJX90M	83227	7303-01595	5/16	9/16-18	11/16	1.13	2.83	1.81
6C2-6FJX90S	83130	7303-01605	3/8	9/16-18	11/16	0.85	2.83	1.81
6C2-6FJX90M	83228	7303-01615	3/8	9/16-18	11/16	1.09	2.83	1.81
6C2-6FJX90L	83207	7303-01625	3/8	9/16-18	11/16	2.18	2.83	1.81
6C2-8FJX90S	83131	7303-01635	3/8	3/4-16	7/8	1.09	3.16	2.14
6C2-8FJX90M	83229	7303-01645	3/8	3/4-16	7/8	1.38	3.16	2.14
6C2-8FJX90L	83208	7303-01655	3/8	3/4-16	7/8	2.43	3.16	2.40
8C2-8FJX90S	83132	7303-01665	1/2	3/4-16	7/8	1.09	3.37	1.93
8C2-8FJX90M	83230	7303-01675	1/2	3/4-16	7/8	1.38	3.37	1.93
8C2-8FJX90L	83209	7303-01685	1/2	3/4-16	7/8	2.43	3.37	1.93
8C2-10FJX90S	83133	7303-01695	1/2	7/8-14	1	1.23	3.63	2.19
8C2-10FJX90M	83231	7303-01705	1/2	7/8-14	1	1.75	3.63	2.19
8C2-10FJX90L	83210	7303-01715	1/2	7/8-14	1	2.57	3.63	2.19
10C2-10FJX90S	83134	7303-01725	5/8	7/8-14	1	1.82	3.63	2.19
10C2-10FJX90L	83236	7334-04835	5/8	7/8-14	1	2.57	4.01	2.57
10C2-12FJX90S	83135	7303-01735	5/8	1 1/16-12	1 1/4	1.82	4.13	2.69
10C2-12FJX90L	83151	7334-08155	5/8	1 1/16-12	1 1/4	3.73	4.54	3.10
12C2-12FJX90S	83136	7303-01745	3/4	1 1/16-12	1 1/4	1.82	4.52	2.81
12C2-12FJX90M	83232	7303-01755	3/4	1 1/16-12	1 1/4	2.06	4.52	2.81
12C2-12FJX90L	83211	7303-01765	3/4	1 1/16-12	1 1/4	3.73	4.52	2.81
12C2-14FJX90S	83137	7303-01775	3/4	1 3/16-12	1 3/8	2.00	4.25	2.54
12C2-14FJX90L	83212	7303-01785	3/4	1 3/16-12	1 3/8	3.93	4.25	2.54
16C2-16FJX90S	83138	7303-01795	1	1 5/16-12	1 1/2	2.14	5.25	3.55
16C2-16FJX90M	83233	7303-01805	1	1 5/16-12	1 1/2	2.62	5.25	3.55
16C2-16FJX90L	83213	7303-01815	1	1 5/16-12	1 1/2	4.33	5.25	3.55
16C2-20FJX90M	83234	7303-01825	1	1 5/8-12	2	3.50	5.50	3.80
20C2-20FJX90M	83235	7303-01835	1 1/4	1 5/8-12	2	3.50	5.50	3.20

PC CPLGS.

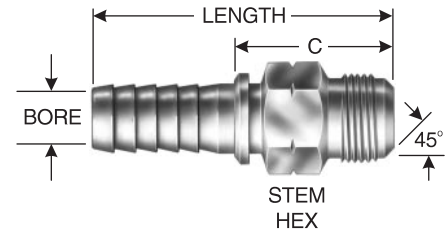
Female JIC 37° Flare Swivel - 90° Block



SPECIFICATIONS

Description	Part No.	Product No.	Hose I.D. (In.)	Thread Size	Nut Hex (In.)	"T" Drop (In.)	Length (In.)	"C" Cut-Off (In.)
12-16FJX90BL	80050	7334-09155	3/4	1 5/16-12	1 1/2	2.03	3.23	1.52

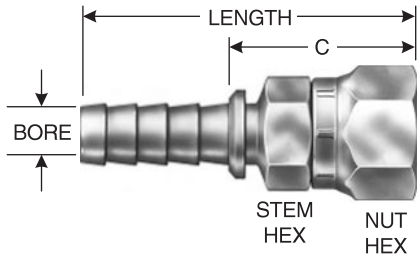
Male SAE 45° Flare



SPECIFICATIONS

Description	Part No.	Product No.	Hose I.D. (In.)	Thread Size	Bore (In.)	Stem Hex (In.)	Length (In.)	"C" Cut-Off (In.)
4-4MS	80211	7301-09345	1/4	7/16-20	0.16	1/2	2.17	1.08
4-5MS	80212	7301-09365	1/4	1/2-20	0.16	1/2	2.22	1.13
5-6MS	80237	7301-19365	5/16	5/8-18	0.23	5/8	2.21	1.19
6-6MS	80213	7306-29345	3/8	5/8-18	0.27	5/8	2.21	1.19
6-8MS	80214	7306-29365	3/8	3/4-16	0.27	3/4	2.40	1.38
8-8MS	80215	7301-39345	1/2	3/4-16	0.41	13/16	2.88	1.44
8-10MS	80216	7301-39365	1/2	7/8-14	0.41	7/8	3.02	1.58
12-12MS	80217	7301-59345	3/4	1 1/16-14	0.63	1 1/16	3.53	1.82

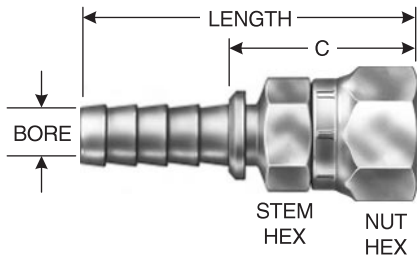
Female SAE 45° Flare Swivel



SPECIFICATIONS

Description	Part No.	Product No.	Hose I.D. (In.)	Thread Size	Bore (In.)	Nut Hex (In.)	Stem Hex (In.)	Length (In.)	"C" Cut-Off (In.)
4-4FSX	80166	7303-09345	1/4	7/16-20	0.16	9/16	1/2	2.13	1.04
4-5FSX	80167	7303-09365	1/4	1/2-20	0.16	11/16	1/2	2.26	1.18
4-6FSX	80168	7303-09385	1/4	5/8-18	0.16	3/4	5/8	2.35	1.26
5-6FSX	80240	7303-19365	5/16	5/8-18	0.23	3/4	5/8	2.34	1.32
6-6FSX	80169	7308-29345	3/8	5/8-18	0.27	3/4	5/8	2.32	1.31
6-8FSX	80171	7308-29365	3/8	3/4-16	0.27	7/8	11/16	2.35	1.33
8-8FSX	80172	7303-39345	1/2	3/4-16	0.41	7/8	13/16	2.79	1.35
8-10FSX	80173	7303-39365	1/2	7/8-14	0.41	1 1/16	13/16	2.99	1.55
12-12FSX	80174	7303-59345	3/4	1 1/16-14	0.63	1 1/4	1 1/16	3.39	1.68

Female SAE 45° Flare Swivel - Stainless Steel

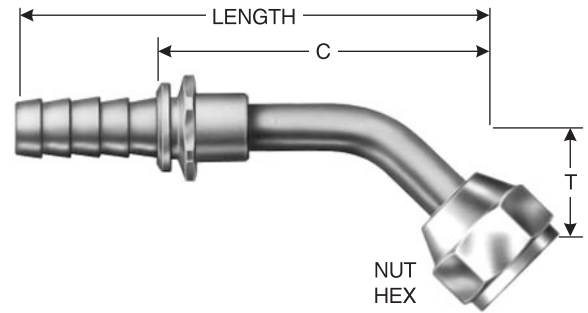


SPECIFICATIONS

Description	Part No.	Product No.	Hose I.D. (In.)	Thread Size	Bore (In.)	Nut Hex (In.)	Stem Hex (In.)	Length (In.)	"C" Cut-Off (In.)
6-6FSX-SS	85207	7362-01065	3/8	5/8-18	0.27	3/4	5/8	2.23	1.22
12-12FSX-SS	85211	7362-01125	3/4	1 1/16-14	0.63	1 1/4	1 1/16	3.41	1.71

PC CPLGS.

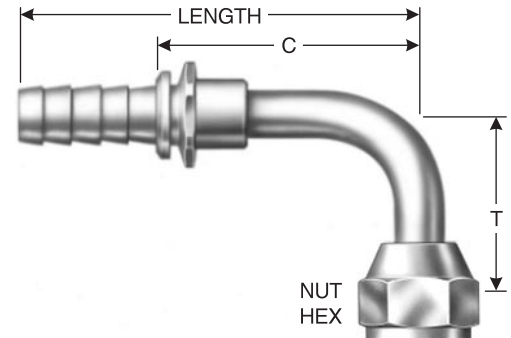
Female SAE 45° Flare Swivel - 45° Bent Tube



SPECIFICATIONS

Description	Part No.	Product No.	Hose I.D. (In.)	Thread Size	Nut Hex (In.)	"T" Drop (In.)	Length (In.)	"C" Cut-Off (In.)
4C2-4FSX45S	83255	7303-02505	1/4	7/16-20	9/16	0.33	2.66	1.56
4C2-5FSX45S	83256	7303-02515	1/4	1/2-20	5/8	0.36	2.71	1.61
5C2-6FSX45S	83257	7303-02525	5/16	5/8-18	3/4	0.39	2.94	1.92
6C2-6FSX45S	83258	7303-02535	3/8	5/8-18	3/4	0.39	3.00	1.98
6C2-8FSX45S	83259	7303-02545	3/8	3/4-16	7/8	0.55	3.38	2.36
8C2-8FSX45S	83260	7303-02555	1/2	3/4-16	7/8	0.55	3.38	1.94
8C2-10FSX45S	83261	7303-02565	1/2	7/8-14	1	0.63	3.63	2.19
10C2-12FSX45S	83262	7303-02575	5/8	1 1/16-14	1 1/4	0.78	4.19	2.75
12C2-12FSX45S	83263	7303-02585	3/4	1 1/16-14	1 1/4	0.78	4.57	2.86

Female SAE 45° Flare Swivel - 90° Bent Tube



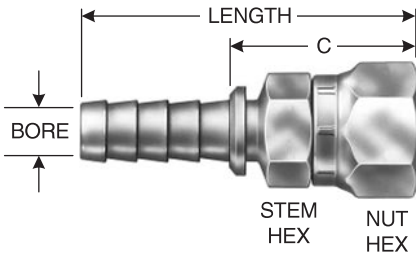
SPECIFICATIONS

Description	Part No.	Product No.	Hose I.D. (In.)	Thread Size	Nut Hex (In.)	"T" Drop (In.)	Length (In.)	"C" Cut-Off (In.)
4C2-4FSX90S	83290	7303-02755	1/4	7/16-20	9/16	0.68	2.54	1.44
4C2-4FSX90L	83280	7303-02765	1/4	7/16-20	9/16	1.80	2.54	1.44
4C2-5FSX90S	83291	7303-02775	1/4	1/2-20	5/8	0.77	2.54	1.44
4C2-5FSX90L	83281	7303-02785	1/4	1/2-20	5/8	1.80	2.54	1.45
5C2-6FSX90S	83292	7303-02795	5/16	5/8-18	3/4	0.85	2.69	1.67
6C2-6FSX90S	83293	7303-02805	3/8	5/8-18	3/4	0.85	2.75	1.73
6C2-6FSX90L	83282	7303-02815	3/8	5/8-18	3/4	2.18	2.75	1.73
6C2-8FSX90S	83294	7303-02825	3/8	3/4-16	7/8	1.09	3.06	2.04
8C2-8FSX90S	83295	7303-02835	1/2	3/4-16	7/8	1.09	3.06	1.62
8C2-8FSX90L	83283	7303-02845	1/2	3/4-16	7/8	2.43	3.06	1.62
8C2-10FSX90S	83296	7303-02855	1/2	7/8-14	1	1.23	3.25	1.81
8C2-10FSX90L	83284	7303-02865	1/2	7/8-14	1	2.57	3.25	1.81
10C2-12FSX90S	83297	7303-02875	5/8	1 1/16-14	1 1/4	1.82	3.80	2.36
12C2-12FSX90S	83298	7303-02885	3/4	1 1/16-14	1 1/4	1.82	4.52	2.81
12C2-12FSX90L	83285	7303-02895	3/4	1 1/16-14	1 1/4	3.73	4.52	2.81

PCPLGS

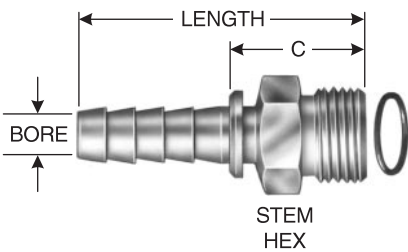


Dual Seat Female JIC 37 °/SAE 45° Flare Swivel - Stainless Steel



SPECIFICATIONS

Description	Part No.	Product No.	Hose I.D.(In.)	Thread Size	Bore(In.)	Length(In.)	"C" Cut-Off(In.)
4-4FJSX-SS	85206	7362-01045	1/4	7/16-20	0.16	2.15	1.07
8-8FJSX-SS	85209	7362-01085	1/2	3/4-16	0.41	2.82	1.38
10-10FJSX-SS	85210	7362-01105	5/8	7/8-14	0.50	3.06	1.62



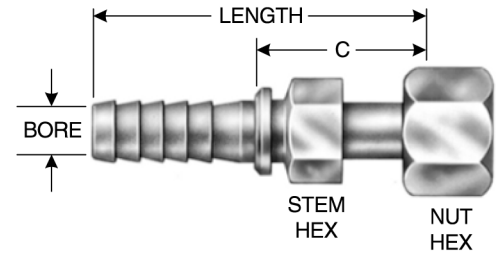
Male Flat Face O-Ring

SPECIFICATIONS

Description	Part No.	Product No.	Hose I.D. (In.)	Thread Size	Bore (In.)	Stem Hex (In.)	Length (In.)	"C" Cut-Off (In.)
4C2-4MFFOR	83642	7301-02005	1/4	9/16-18	0.16	5/8	1.96	0.87
6C2-6MFFOR	83646	7301-02015	3/8	11/16-16	0.27	3/4	1.98	0.96
6C2-8MFFOR	83647	7301-01895	3/8	13/16-16	0.27	7/8	2.12	1.10
8C2-8MFFOR	83649	7301-02025	1/2	13/16-16	0.41	7/8	2.57	1.13
8C2-10MFFOR	83652	7301-01905	1/2	1-14	0.41	1 1/16	2.73	1.29
10C2-10MFFOR	83653	7301-02035	5/8	1-14	0.50	1	2.73	1.29
10C2-12MFFOR	83654	7301-01925	5/8	1 3/16-12	0.50	1 3/16	2.79	1.36
12C2-12MFFOR	83655	7301-02045	3/4	1 3/16-12	0.63	1 1/4	3.06	1.35
16C2-16MFFOR	83658	7301-02055	1	1 7/16-12	0.84	1 1/2	3.18	1.47
20C2-20MFFOR	83660	7301-02065	1 1/4	1 11/16-12	1.06	1 3/4	3.84	1.54
24C2-24MFFOR	83661	7301-02075	1 1/2	2-12	1.31	2 1/8	4.18	1.54

New SAE J1453 Captive O-Ring Groove for Improved O-Ring Retention will be implemented during 1999.

Female Flat-Face* Swivel



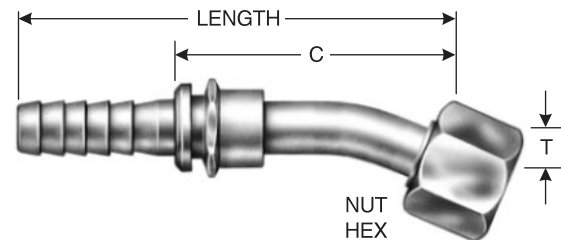
SPECIFICATIONS

Description	Part No.	Product No.	Hose I.D. (In.)	Thread Size	Bore (In.)	Nut Hex (In.)	Stem Hex (In.)	Length (In.)	"C" Cut-Off (In.)
3C2-6FFORX	83603	7303-05945	3/16	11/16-16	0.13	13/16	5/8	2.63	1.54
4C2-4FFORX	83605	7303-04045	1/4	9/16-18	0.16	11/16	9/16	2.32	1.23
4C2-6FFORX	83607	7303-06065	1/4	11/16-16	0.16	13/16	5/8	2.54	1.45
6C2-6FFORX	83610	7303-04065	3/8	11/16-16	0.27	13/16	5/8	2.47	1.45
6C2-8FFORX	83611	7303-05155	3/8	13/16-16	0.27	15/16	3/4	2.62	1.60
8C2-6FFORX	83663	7303-05585	1/2	11/16-16	0.41	13/16	13/16	2.95	1.51
8C2-8FFORX	83613	7303-05205	1/2	13/16-16	0.41	15/16	3/4	3.14	1.70
8C2-10FFORX	83614	7303-05255	1/2	1-14	0.41	1 1/8	1	3.29	1.86
8C2-12FFORX	83664	7303-05765	1/2	1 3/16-12	0.41	1 3/8	1 1/8	3.33	1.89
10C2-10FFORX	83617	7303-05305	5/8	1-14	0.50	1 1/8	15/16	3.19	1.75
10C2-12FFORX	83618	7303-05355	5/8	1 3/16-12	0.50	1 3/8	1 1/8	3.23	1.78
12C2-10FFORX	83619	7334-09415	3/4	1-14	0.63	1 1/8	1 1/16	3.46	1.76
12C2-12FFORX	83621	7303-05405	3/4	1 3/16-12	0.63	1 3/8	1 1/8	3.63	1.89
12C2-16FFORX	83622	7303-05455	3/4	1 7/16-12	0.63	1 5/8	1 3/8	3.79	2.05
16C2-16FFORX	83626	7303-05505	1	1 7/16-12	0.84	1 5/8	1 3/8	3.85	2.14
16C2-20FFORX	83627	7303-05555	1	1 11/16-12	0.84	1 7/8	1 5/8	3.85	2.14
20C2-20FFORX	83628	7303-05605	1 1/4	1 11/16-12	1.06	1 7/8	1 5/8	4.66	2.35

*SAE J1453 O-Ring Face Seal

PCPLGS

Female Flat-Face* Swivel - 22 1/2° Bent Tube



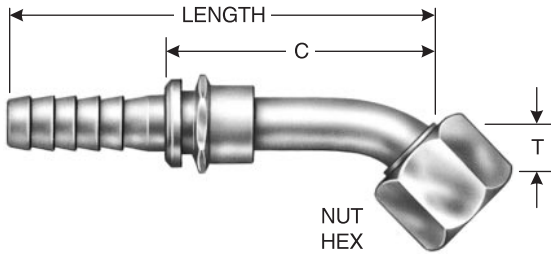
SPECIFICATIONS

Description	Part No.	Product No.	Hose I.D. (In.)	Thread Size	Nut Hex (In.)	"T" Drop (In.)	Length (In.)	"C" Cut-Off (In.)
8C2-8FFORX22	83662	7334-42805	1/2	13/16-16	15/16	0.39	3.82	2.38

*SAE J1453 O-Ring Face Seal



Female Flat-Face* Swivel - 45° Bent Tube

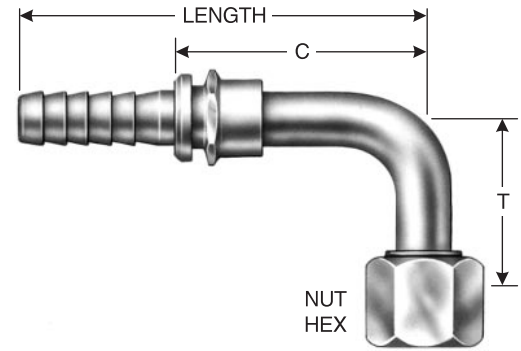


SPECIFICATIONS

Description	Part No.	Product No.	Hose I.D. (In.)	Thread Size	Nut Hex (In.)	"T" Drop (In.)	Length (In.)	"C" Cut-Off (In.)
4C2-4FFORX45	83671	7303-04715	1/4	9/16-18	11/16	0.41	2.67	1.58
4C2-6FFORX45	83672	7303-06055	1/4	11/16-16	13/16	0.43	3.02	1.93
6C2-6FFORX45	83674	7303-06115	3/8	11/16-16	13/16	0.43	2.95	1.93
6C2-8FFORX45	83675	7303-06185	3/8	13/16-16	15/16	0.59	3.42	2.40
8C2-6FFORX45	80396	7334-09825	1/2	11/16-16	13/16	0.43	3.43	2.00
8C2-8FFORX45	83676	7303-05215	1/2	13/16-16	15/16	0.59	3.90	2.47
8C2-10FFORX45	83677	7303-05265	1/2	1-14	1 1/8	0.65	3.84	2.40
10C2-10FFORX45	83667	7303-05315	5/8	1-14	1 1/8	0.65	3.90	2.46
10C2-12FFORX45	83666	7303-05375	5/8	1 3/16-12	1 3/8	0.83	4.39	2.95
12C2-12FFORX45	83678	7303-05415	3/4	1 3/16-12	1 3/8	0.83	4.57	2.86
12C2-16FFORX45	83665	7303-05465	3/4	1 7/16-12	1 5/8	0.94	5.31	3.60
16C2-16FFORX45	83679	7303-05515	1	1 7/16-12	1 5/8	0.94	5.31	3.60
20C2-20FFORX45	83698	7303-05615	1 1/4	1 11/16-12	1 7/8	1.00	6.21	3.91

*SAE J1453 O-Ring Face Seal

Female Flat-Face* Swivel - 90° Bent Tube



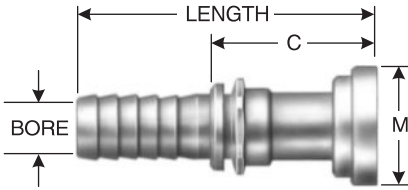
SPECIFICATIONS

Description	Part No.	Product No.	Hose I.D. (In.)	Thread Size	Nut Hex (In.)	"T" Drop (In.)	Length (In.)	"C" Cut-Off (In.)
4C2-4FFORX90S	83681	7303-04725	1/4	9/16-18	11/16	0.82	2.42	1.33
4C2-4FFORX90M	83700	7303-04735	1/4	9/16-18	11/16	1.26	2.42	1.33
4C2-4FFORX90L	83702	7303-04745	1/4	9/16-18	11/16	1.80	2.42	1.33
4C2-6FFORX90S	83683	7303-06085	1/4	11/16-16	13/16	0.90	2.78	1.69
4C2-6FFORX90M	83701	7303-06095	1/4	11/16-16	13/16	1.51	2.78	1.69
4C2-6FFORX90L	83712	7303-05995	1/4	11/16-16	13/16	2.13	2.78	1.69
4C2-8FFORX90M	83680	7303-05075	1/4	13/16-16	15/16	2.51	3.22	2.13
6C2-4FFORX90S	83673	7334-09695	3/8	9/16-18	11/16	0.82	2.47	1.45
6C2-6FFORX90S	83685	7303-06125	3/8	11/16-16	13/16	0.90	2.83	1.81
6C2-6FFORX90M	83703	7303-06135	3/8	11/16-16	13/16	1.51	2.83	1.81
6C2-6FFORX90L	83713	7303-06145	3/8	11/16-16	13/16	2.13	2.83	1.81
6C2-8FFORX90S	83686	7303-05165	3/8	13/16-16	15/16	1.15	3.14	2.12
6C2-8FFORX90M	83704	7303-05195	3/8	13/16-16	15/16	1.62	3.14	2.12
6C2-8FFORX90L	83714	7303-06175	3/8	13/16-16	15/16	2.51	3.14	2.12
8C2-6FFORX90S	83684	7334-09815	1/2	11/16-16	13/16	0.90	3.31	1.87
8C2-8FFORX90S	83687	7303-05225	1/2	13/16-16	15/16	1.15	3.62	2.19
8C2-8FFORX90M	83705	7303-05235	1/2	13/16-16	15/16	1.62	3.62	2.18
8C2-8FFORX90L	83715	7303-05245	1/2	13/16-16	15/16	2.51	3.62	2.18
8C2-10FFORX90S	83688	7303-05275	1/2	1-14	1 1/8	1.27	3.61	2.17
8C2-10FFORX90M	83706	7303-05285	1/2	1-14	1 1/8	1.85	3.61	2.17
8C2-10FFORX90L	83716	7303-05295	1/2	1-14	1 1/8	2.76	3.61	2.17
8C2-12FFORX90S	83659	7334-09325	1/2	1 3/16-12	1 3/8	1.88	4.20	2.76
10C2-10FFORX90S	83689	7303-05325	5/8	1-14	1 1/8	1.27	3.67	2.23
10C2-10FFORX90M	83668	7303-05335	5/8	1-14	1 1/8	1.85	3.67	2.23
10C2-10FFORX90L	83669	7303-05345	5/8	1-14	1 1/8	2.76	3.67	2.23
10C2-12FFORX90S	83690	7303-05365	5/8	1 3/16-12	1 3/8	1.88	4.29	2.85
12C2-12FFORX90S	83691	7303-05425	3/4	1 3/16-12	1 3/8	1.88	4.47	2.76
12C2-12FFORX90M	83707	7303-05435	3/4	1 3/16-12	1 3/8	2.28	4.47	2.76
12C2-12FFORX90L	83717	7303-05445	3/4	1 3/16-12	1 3/8	3.78	4.47	2.76
12C2-16FFORX90S	83695	7303-05475	3/4	1 7/16-12	1 5/8	2.21	5.25	3.54
12C2-16FFORX90L	83670	7303-05485	3/4	1 7/16-12	1 5/8	4.50	5.25	3.54
16C2-16FFORX90S	83693	7303-05525	1	1 7/16-12	1 5/8	2.21	5.25	3.54
16C2-16FFORX90M	83708	7303-05535	1	1 7/16-12	1 5/8	2.78	5.25	3.54
16C2-16FFORX90L	83719	7303-05545	1	1 7/16-12	1 5/8	4.50	5.25	3.54
20C2-20FFORX90S	83694	7303-05625	1 1/4	1 11/16-12	1 7/8	2.51	6.20	3.90
20C2-20FFORX90M	83710	7303-05635	1 1/4	1 11/16-12	1 7/8	3.09	6.20	3.90
20C2-20FFORX90L	83720	7303-05645	1 1/4	1 11/16-12	1 7/8	5.09	6.20	3.90

*SAE J1453 O-Ring Face Seal



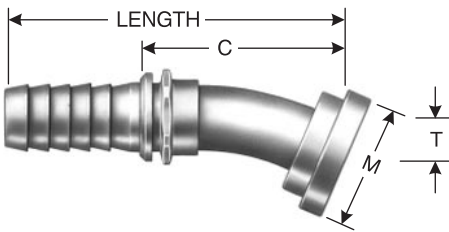
Code 61 O-Ring Flange



SPECIFICATIONS

Description	Part No.	Product No.	Hose I.D. (In.)	Nom. Flg. Size (In.)	"M" Flg. Dia. (In.)	Bore (In.)	Length (In.)	"C" Cut-Off (In.)	Flg. Head Thickness (In.)
8-8FL	80314	7305-30045	1/2	1/2	1.19	0.41	3.30	1.86	0.27
8-12FL	80315	7305-30065	1/2	3/4	1.50	0.41	3.30	1.86	0.27
12-12FL	80316	7305-50045	3/4	3/4	1.50	0.63	3.75	2.04	0.27
12-16FL	80317	7305-50065	3/4	1	1.75	0.63	3.75	2.04	0.32
16-16FL	80318	7305-60045	1	1	1.75	0.84	3.62	1.91	0.32
16-20FL	80319	7305-60065	1	1 1/4	2.00	0.84	3.62	1.91	0.32
16-24FL	80320	7305-60085	1	1 1/2	2.38	0.84	3.62	1.91	0.32
20-20FL	80321	7305-70045	1 1/4	1 1/4	2.00	1.06	4.63	2.33	0.32
20-24FL	80322	7305-70065	1 1/4	1 1/2	2.38	1.06	4.63	2.33	0.32
24-24FL	80323	7305-80055	1 1/2	1 1/2	2.38	1.31	4.94	2.30	0.32
24-32FL	80324	7305-80065	1 1/2	2	2.81	1.31	4.94	2.30	0.38
32-32FL	80325	7305-90055	2	2	2.81	1.66	6.07	2.54	0.38
32C2-40FL	80300	7305-90065	2	2 1/2	3.31	1.66	6.07	2.54	0.38

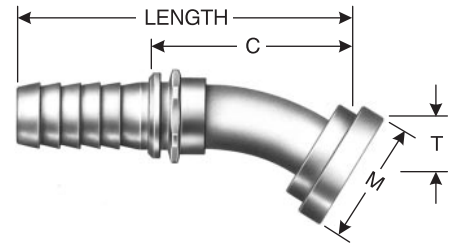
Code 61 O-Ring Flange - 22 1/2° Bent Tube



SPECIFICATIONS

Description	Part No.	Product No.	Hose I.D. (In.)	Nom. Flg. Size (In.)	"M" Flg. Dia. (In.)	"T" Drop (In.)	Length (In.)	"C" Cut-Off (In.)	Flg. Head Thickness (In.)
12-12FL22	80326	7305-50245	3/4	3/4	1.50	0.44	4.21	2.50	0.27
12-16FL22	80327	7305-50265	3/4	1	1.75	0.44	4.21	2.50	0.32
16-16FL22	80328	7305-60245	1	1	1.75	0.44	4.36	2.65	0.32
16-20FL22	80329	7305-60265	1	1 1/4	2.00	0.44	4.36	2.65	0.32
20-20FL22	80331	7305-70245	1 1/4	1 1/4	2.00	0.50	5.15	2.86	0.32
20-24FL22	80332	7305-70265	1 1/4	1 1/2	2.38	0.50	5.15	2.86	0.32
24-24FL22	80333	7305-80245	1 1/2	1 1/2	2.38	0.63	6.12	3.48	0.32
24-32FL22	80334	7305-80265	1 1/2	2	2.81	0.63	6.12	3.48	0.38
32-32FL22	80335	7305-90245	2	2	2.81	0.88	7.98	4.45	0.38

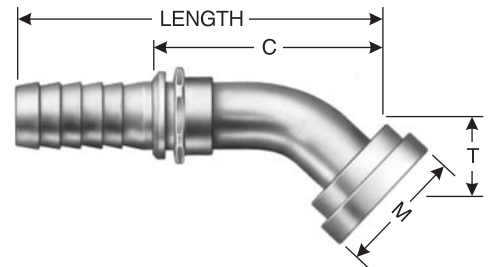
Code 61 O-Ring Flange - 30° Bent Tube



SPECIFICATIONS

Description	Part No.	Product No.	Hose I.D. (In.)	Nom. Flg. Size (In.)	"M" Flg. Dia. (In.)	"T" Drop (In.)	Length (In.)	"C" Cut-Off (In.)	Flg. Head Thickness (In.)
12-12FL30	80336	7305-50345	3/4	3/4	1.50	0.58	4.31	2.60	0.27
12-16FL30	80337	7305-50365	3/4	1	1.75	0.58	4.31	2.60	0.32
16-16FL30	80338	7305-60345	1	1	1.75	0.62	4.43	2.72	0.32
16-20FL30	80339	7305-60365	1	1 1/4	2.00	0.62	4.43	2.72	0.32
20-20FL30	80341	7305-70345	1 1/4	1 1/4	2.00	0.72	5.35	3.05	0.32
20-24FL30	80342	7305-70365	1 1/4	1 1/2	2.38	0.72	5.35	3.05	0.32
24-24FL30	80343	7305-80345	1 1/2	1 1/2	2.38	0.88	6.34	3.70	0.32
24-32FL30	80344	7305-80365	1 1/2	2	2.81	0.88	6.34	3.70	0.38
32-32FL30	80345	7305-90345	2	2	2.81	1.25	8.23	4.70	0.38

Code 61 O-Ring Flange - 45° Bent Tube



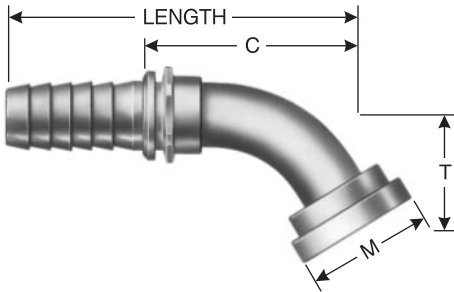
SPECIFICATIONS

Description	Part No.	Product No.	Hose I.D. (In.)	Nom. Flg. Size (In.)	"M" Flg. Dia. (In.)	"T" Drop (In.)	Length (In.)	"C" Cut-Off (In.)	Flg. Head Thickness (In.)
8-8FL45	80307	7305-30445	1/2	1/2	1.19	0.78	3.67	2.23	0.27
8-12FL45	80308	7305-30465	1/2	3/4	1.50	0.78	3.67	2.23	0.27
12-12FL45	80346	7305-50445	3/4	3/4	1.50	1.00	4.43	2.72	0.27
12-16FL45	80347	7305-50465	3/4	1	1.75	1.00	4.43	2.72	0.32
16-16FL45	80348	7305-60445	1	1	1.75	1.06	4.62	2.91	0.32
16-20FL45	80349	7305-60465	1	1 1/4	2.00	1.06	4.62	2.91	0.32
20-20FL45	80351	7305-70445	1 1/4	1 1/4	2.00	1.15	5.54	3.24	0.32
20-24FL45	80352	7305-70465	1 1/4	1 1/2	2.38	1.15	5.54	3.24	0.32
24-24FL45	80353	7305-80445	1 1/2	1 1/2	2.38	1.41	6.53	3.89	0.32
24-32FL45	80354	7305-80465	1 1/2	2	2.81	1.14	6.53	3.89	0.38
32-32FL45	80355	7305-90445	2	2	2.81	2.00	8.51	4.98	0.38

PCPLGS



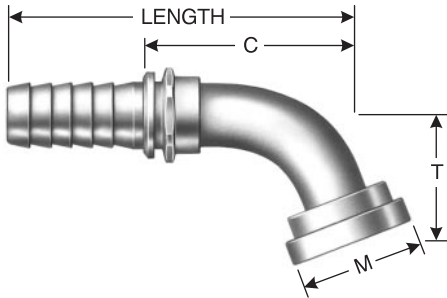
Code 61 O-Ring Flange - 60° Bent Tube



SPECIFICATIONS

Description	Part No.	Product No.	Hose I.D. (In.)	Nom. Flg. Size (In.)	"M" Flg. Dia. (In.)	"T" Drop (In.)	Length (In.)	"C" Cut-Off (In.)	Flg. Head Thickness (In.)
8-12FL60	80309	7305-30665	1/2	3/4	1.50	1.05	3.67	2.23	0.27
12-12FL60	80356	7305-50645	3/4	3/4	1.50	1.41	4.37	2.66	0.27
12-16FL60	80357	7305-50665	3/4	1	1.75	1.41	4.37	2.66	0.32
16-16FL60	80358	7305-60645	1	1	1.75	1.50	4.65	2.94	0.32
16-20FL60	80359	7305-60665	1	1 1/4	2.00	1.50	4.65	2.94	0.32
20-20FL60	80361	7305-70645	1 1/4	1 1/4	2.00	1.66	5.66	3.36	0.32
20-24FL60	80362	7305-70665	1 1/4	1 1/2	2.38	1.66	5.66	3.36	0.32
24-24FL60	80363	7305-80645	1 1/2	1 1/2	2.38	2.00	6.57	3.93	0.32
24-32FL60	80364	7305-80665	1 1/2	2	2.81	2.00	6.57	3.93	0.38
32-32FL60	80365	7305-90645	2	2	2.81	2.88	9.01	5.48	0.38

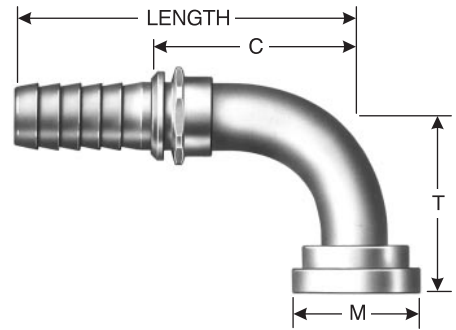
Code 61 O-Ring Flange - 67 1/2° Bent Tube



SPECIFICATIONS

Description	Part No.	Product No.	Hose I.D. (In.)	Nom. Flg. Size (In.)	"M" Flg. Dia. (In.)	"T" Drop (In.)	Length (In.)	"C" Cut-Off (In.)	Flg. Head Thickness (In.)
12-12FL67	80366	7305-50745	3/4	3/4	1.50	1.60	4.37	2.66	0.27
12-16FL67	80367	7305-50765	3/4	1	1.75	1.60	4.37	2.66	0.32
16-16FL67	80368	7305-60745	1	1	1.75	1.75	4.65	2.94	0.32
16-20FL67	80369	7305-60765	1	1 1/4	2.00	1.75	4.65	2.94	0.32
20-20FL67	80371	7305-70745	1 1/4	1 1/4	2.00	1.90	5.63	3.33	0.32
20-24FL67	80372	7305-70765	1 1/4	1 1/2	2.38	1.90	5.63	3.33	0.32
24-24FL67	80373	7305-80745	1 1/2	1 1/2	2.38	2.00	6.53	3.89	0.32
24-32FL67	80374	7305-80765	1 1/2	2	2.81	2.00	6.53	3.89	0.38
32-32FL67	80375	7305-90745	2	2	2.81	3.25	8.98	5.45	0.38

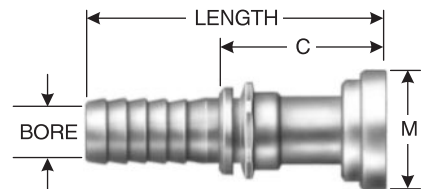
Code 61 O-Ring Flange - 90° Bent Tube



SPECIFICATIONS

Description	Part No.	Product No.	Hose I.D. (In.)	Nom. Flg. Size (In.)	"M" Flg. Dia. (In.)	"T" Drop (In.)	Length (In.)	"C" Cut-Off (In.)	Flg. Head Thickness (In.)
8-8FL90	80412	7305-30945	1/2	1/2	1.19	1.63	3.55	2.11	0.27
8-12FL90	80414	7305-30965	1/2	3/4	1.50	1.63	3.55	2.11	0.27
10-12FL90	80370	7334-08795	5/8	3/4	1.50	2.13	3.97	2.53	0.27
12-12FL90	80376	7305-50945	3/4	3/4	1.50	2.13	4.15	2.44	0.27
12-16FL90	80377	7305-50965	3/4	1	1.75	2.13	4.15	2.44	0.32
16-16FL90	80378	7305-60945	1	1	1.75	2.38	4.56	2.85	0.32
16-20FL90	80379	7305-60965	1	1 1/4	2.00	2.38	4.56	2.85	0.32
20-20FL90	80381	7305-70945	1 1/4	1 1/4	2.00	2.62	5.38	3.08	0.32
20C2-20FL90L	80386	7305-70955	1 1/4	1 1/4	2.00	4.00	5.38	3.08	0.32
20-24FL90	80382	7305-70965	1 1/4	1 1/2	2.38	2.62	5.38	3.08	0.32
20-32FL90	83806	7305-70985	1 1/4	2	2.81	2.62	5.37	3.07	0.38
24-24FL90	80383	7305-80945	1 1/2	1 1/2	2.38	3.12	6.19	3.55	0.32
24C2-24FL90L	80387	7305-80955	1 1/2	1 1/2	2.38	4.00	6.19	3.55	0.32
24-32FL90	80384	7305-80965	1 1/2	2	2.81	3.12	6.19	3.55	0.38
32-32FL90	80385	7305-90945	2	2	2.81	4.50	8.51	4.98	0.38
32C2-40FL90	80310	7334-08255	2	2 1/2	3.31	4.50	8.51	4.98	0.38

Komatsu Style O-Ring Flange



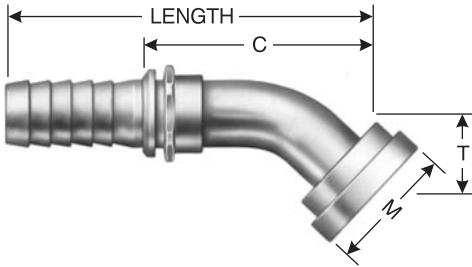
SPECIFICATIONS

Description	Part No.	Product No.	Hose I.D. (In.)	Nom. Flg. Size (In.)	"M" Flg. Dia. (In.)	Bore (In.)	Length (In.)	"C" Cut-Off (In.)	Flg. Head Thickness (In.)
8-10FLK	80571	7305-00335	1/2	5/8	1.35	0.41	3.30	1.48	0.27
10-10FLK	80573	7305-00405	5/8	5/8	1.35	0.50	3.70	2.26	0.27

PCPLGS



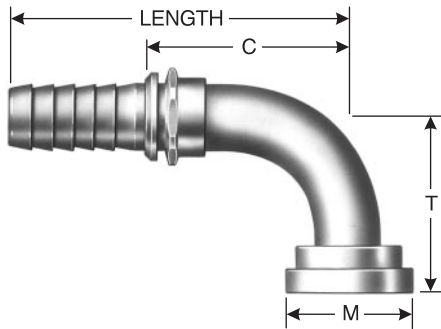
Komatsu Style O-Ring Flange - 45° Bent Tube



SPECIFICATIONS

Description	Part No.	Product No.	Hose I.D. (In.)	Nom. Flg. Size (In.)	"M" Flg. Dia. (In.)	"T" Drop (In.)	Length (In.)	"C" Cut-Off (In.)	Flg. Head Thickness (In.)
8-10FLK45	80581	7305-00345	1/2	5/8	1.35	0.78	3.67	2.23	0.27
10-10FLK45	80583	7305-00415	5/8	5/8	1.35	1.02	4.23	2.79	0.27

Komatsu Style O-Ring Flange - 90° Bent Tube

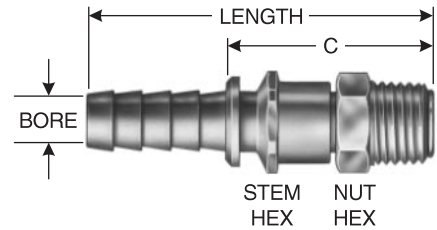


SPECIFICATIONS

Description	Part No.	Product No.	Hose I.D. (In.)	Nom. Flg. Size (In.)	"M" Flg. Dia. (In.)	"T" Drop (In.)	Length (In.)	"C" Cut-Off (In.)	Flg. Head Thickness (In.)
8-10FLK90	80589	7305-00355	1/2	5/8	1.35	1.65	3.55	2.11	0.27
10-10FLK90	80593	7305-00425	5/8	5/8	1.35	2.17	3.94	2.50	0.27

PC CPLGS.

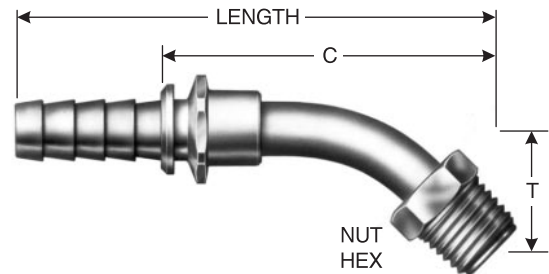
SAE Male Inverted Swivel



SPECIFICATIONS

Description	Part No.	Product No.	Hose I.D. (In.)	Thread Size	Bore (In.)	Nut Hex (In.)	Stem Hex (In.)	Length (In.)	"C" Cut-Off (In.)
3C2-3MIX	83301	7303-02995	3/16	3/8-24	0.13	3/8	1/2	2.67	1.58
4C2-4MIX	83305	7303-03005	1/4	7/16-24	0.16	7/16	1/2	2.55	1.45
4C2-5MIX	83306	7303-03015	1/4	1/2-20	0.16	1/2	1/2	2.55	1.45
6C2-5MIX	83307	7303-03025	3/8	1/2-20	0.27	1/2	5/8	2.46	1.44
6C2-6MIX	83308	7303-03035	3/8	5/8-18	0.27	5/8	5/8	2.66	1.64
6C2-7MIX	83309	7303-03045	3/8	11/16-18	0.27	11/16	5/8	2.66	1.64
8C2-6MIX	83310	7303-03055	1/2	5/8-18	0.41	5/8	13/16	3.08	1.64
8C2-8MIX	83311	7303-03065	1/2	3/4-16	0.41	3/4	13/16	3.26	1.82

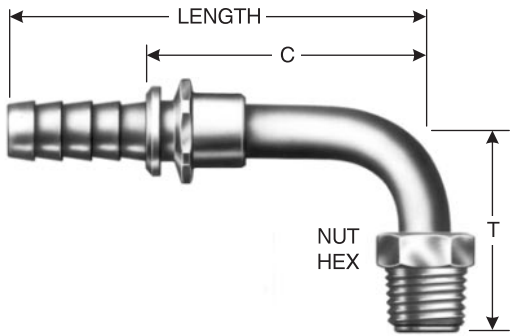
SAE Male Inverted Swivel - 45° Bent Tube



SPECIFICATIONS

Description	Part No.	Product No.	Hose I.D. (In.)	Thread Size	Nut Hex (In.)	"T" Drop (In.)	Length (In.)	"C" Cut-Off (In.)
3C2-3MIX45S	83302	7303-03205	3/16	3/8-24	3/8	0.58	2.78	1.69
6C2-4MIX45S	83330	7303-03255	3/8	7/16-24	7/16	1.00	3.91	2.89
6C2-5MIX45S	83331	7303-03265	3/8	1/2-20	1/2	1.00	3.96	2.94
6C2-6MIX45S	83332	7303-03275	3/8	5/8-18	5/8	1.00	4.15	3.13
6C2-7MIX45S	83334	7303-03285	3/8	11/16-18	11/16	1.00	4.46	3.44

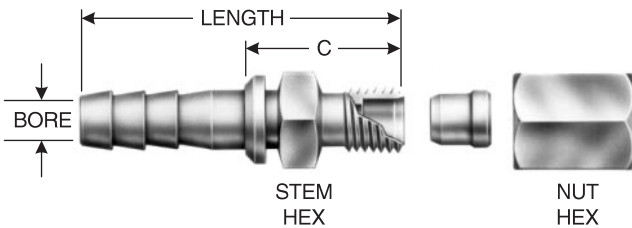
SAE Male Inverted Swivel - 90° Bent Tube



SPECIFICATIONS

Description	Part No.	Product No.	Hose I.D. (In.)	Thread Size	Nut Hex (In.)	"T" Drop (In.)	Length (In.)	"C" Cut-Off (In.)
3C2-3MIX90	83303	7303-03495	3/16	3/8-24	3/8	1.05	2.42	1.33
4C2-4MIX90	83355	7303-03505	1/4	7/16-24	7/16	1.38	3.29	2.19
4C2-5MIX90	83356	7303-03515	1/4	1/2-20	1/2	1.38	3.42	2.32
5C2-5MIX90	83357	7303-03525	5/16	1/2-20	1/2	1.38	3.46	2.44
5C2-6MIX90	83358	7303-03535	5/16	5/8-18	5/8	1.38	3.46	2.44
6C2-4MIX90	83359	7303-03545	3/8	7/16-24	7/16	1.38	3.20	2.18
6C2-5MIX90	83360	7303-03555	3/8	1/2-20	1/2	1.38	3.33	2.31
6C2-6MIX90	83361	7303-03565	3/8	5/8-18	5/8	1.38	3.47	2.45
6C2-7MIX90	83362	7303-03575	3/8	11/16-18	11/16	1.38	3.73	2.71
8C2-8MIX90	83368	7303-03585	1/2	3/4-16	3/4	1.64	4.33	2.89

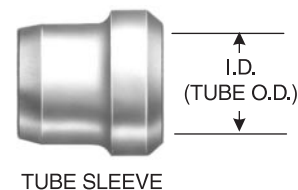
SAE Male Flareless Assembly



SPECIFICATIONS

Description	Part No.	Product No.	Hose I.D. (In.)	Thread Size	Tube O.D. (In.)	Bore (In.)	Nut Hex (In.)	Stem Hex (In.)	Length (In.)	"C" Cut-Off (In.)
4-4MFA	80711	7301-01005	1/4	7/16-20	1/4	0.16	9/16	0.50	2.02	0.94
4-5MFA	80712	7301-01015	1/4	1/2-20	5/16	0.16	5/8	0.56	2.02	0.94
6-4MFA	80713	7301-01025	3/8	7/16-20	1/4	0.27	9/16	0.63	1.97	0.95
6-5MFA	80714	7301-01035	3/8	1/2-20	5/16	0.27	5/8	0.63	1.97	0.95
6-6MFA	80715	7301-01045	3/8	9/16-18	3/8	0.27	11/16	0.63	1.98	0.97
6-8MFA	80716	7301-01055	3/8	3/4-16	1/2	0.27	7/8	0.75	2.20	1.18
8-8MFA	80717	7301-01065	1/2	3/4-16	1/2	0.41	7/8	0.81	2.68	1.24
8-10MFA	80718	7301-01075	1/2	7/8-14	5/8	0.41	1	0.94	2.74	1.30
12-12MFA	80719	7301-01085	3/4	1 1/16-12	3/4	0.63	1 1/4	1.13	3.16	1.45
16-16MFA	80721	7301-01095	1	1 5/16	1	0.84	1 1/2	1.38	3.26	1.55

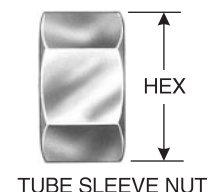
Female Flareless Sleeve



SPECIFICATIONS

Description	Part No.	Product No.	Tube O.D. (In.)
4FFS	87380	7334-40555	1/4
5FFS	87381	7334-40565	5/16
6FFS	87382	7334-40575	3/8
8FFS	87383	7334-40435	1/2
10FFS	87384	7334-40585	5/8
12FFS	87385	7334-40595	1
16FFS	87386	7334-40605	1

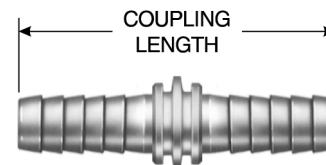
Female Flareless Nut



SPECIFICATIONS

Description	Part No.	Product No.	Tube O.D. (In.)	Thread Size (In.)	Hex (In.)
4FFN	87370	7334-40495	1/4	7/16-20	9/16
5FFN	87371	7334-40505	5/16	1/2-20	5/8
6FFN	87372	7334-40515	3/8	9/16-18	11/16
8FFN	87373	7334-40425	1/2	3/4-16	7/8
10FFN	87374	7334-40525	5/8	7/8-14	1
12FFN	87375	7334-40535	3/4	1 1/16-12	1 1/4
16FFN	87376	7334-40545	1	1 5/16	1 1/2

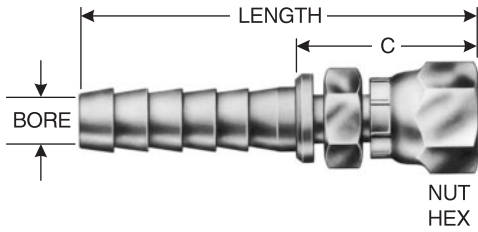
Hose Length Extender



SPECIFICATIONS

Description	Part No.	Product No.	Hose I.D. (In.)	Length (In.)
32-32HLE	80179	7334-42435	2	5.17

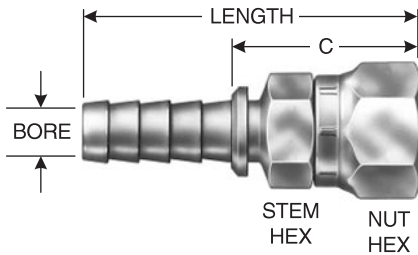
Female Air Brake Swivel



SPECIFICATIONS

Description	Part No.	Product No.	Hose I.D. (In.)	Thread Size	Bore (In.)	Nut Hex (In.)	Stem Hex (In.)	Length (In.)	"C" Cut-Off (In.)
6-8FABX	80590	7334-36445	$\frac{3}{8}$	$\frac{11}{16}$ -20	0.27	$\frac{7}{8}$	$\frac{7}{8}$	2.26	1.25
8-8FABX	80591	7334-36595	$\frac{1}{2}$	$\frac{11}{16}$ -20	0.41	$\frac{7}{8}$	$\frac{13}{16}$	2.74	1.31

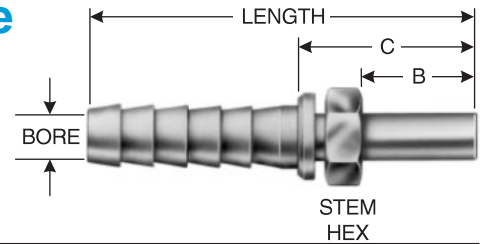
Parker Triple Thread Female Swivel



SPECIFICATIONS

Description	Part No.	Product No.	Hose I.D. (In.)	Thread Size	Bore (In.)	Nut Hex (In.)	Stem Hex (In.)	Length (In.)	"C" Cut-Off (In.)
16-16FZX	80123	7303-69545	1	$1 \frac{5}{16}$ -14	0.84	$1 \frac{1}{2}$	$1 \frac{3}{8}$	3.48	1.77

Metric Stand Pipe



SPECIFICATIONS

Description	Part No.	Product No.	Hose I.D. (In.)	DIN Tube O.D. (mm.)	Stem Hex (mm.)	Length (In.)	"C" Cut-Off (In.)	"B" Tube Length (In.)
4-6MSP	83155	7301-01355	1/4	6	12.7	2.59	1.50	.87
4-8MSP	83156	7301-01365	1/4	8	12.7	2.58	1.49	.87
4-10MSP	83157	7301-01405	1/4	10	12.7	2.61	1.52	.91
5-10MSP	83158	7301-01415	5/16	10	15.8	2.55	1.54	.91
6-10MSP	83159	7301-01425	3/8	10	15.8	2.56	1.55	.91
6-12MSP	83160	7301-01375	3/8	12	15.8	2.68	1.66	1.02
8-15MSP	83161	7301-01385	1/2	15	20.6	3.09	1.65	.98
8-16MSP	83162	7301-01395	1/2	16	20.6	3.33	1.89	1.18
10-18MSP	83163	7301-01435	5/8	18	22.2	3.18	1.75	1.02
10-20MSP	83164	7301-01445	5/8	20	22.2	3.56	2.13	1.42
12-22MSP	83165	7301-01455	3/4	22	27.0	3.53	1.82	1.10
12-25MSP	83166	7301-01465	3/4	25	27.0	3.94	2.23	1.58
16-28MSP	83167	7301-01475	1	28	34.9	3.73	2.02	1.18
16-30MSP	83168	7301-01485	1	30	34.9	4.28	2.57	1.73
20-35MSP	83169	7301-01325	1 1/4	35	44.4	4.65	2.35	1.42
20-38MSP	83170	7301-01335	1 1/4	38	44.4	5.17	2.87	1.95
24-42MSP	83171	7301-01345	1 1/2	42	50.8	5.03	2.40	1.42

Metric Bite Nut - Light & Heavy Series

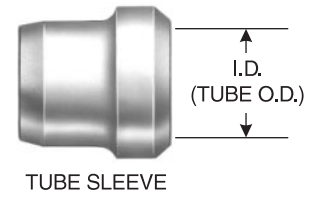


TUBE SLEEVE NUT

SPECIFICATIONS

Description	Part No.	Product No.	Thread Size	DIN Tube O.D.
6MNL	83215	7253-27105	M12X1.5	6
6MNH	83240	7253-27115	M14X1.5	6
8MNL	83216	7253-27125	M14X1.5	8
8MNH	83241	7253-27135	M16X1.5	8
10MNL	83217	7253-27145	M16X1.5	10
10MNH	83242	7253-27155	M18X1.5	10
12MNL	83218	7253-27165	M18X1.5	12
12MNH	83243	7253-27175	M20X1.5	12
14MNH	83244	7253-27195	M22X1.5	14
15MNL	83219	7253-27185	M22X1.5	15
16MNH	83245	7253-27205	M24X1.5	16
18MNL	83220	7253-27215	M26X1.5	18
20MNH	83246	7253-27225	M30X1.5	20
22MNL	83221	7253-27235	M30X1.5	22
25MNH	83247	7253-27245	M36X1.5	25
28MNL	83222	7253-27255	M36X1.5	28
30MNH	83248	7253-27265	M42X1.5	30
35MNL	83223	7253-27275	M45X1.5	35
38MNH	83249	7253-27285	M52X1.5	38
42MNL	83224	7253-27295	M52X1.5	42

Metric Bite Sleeve



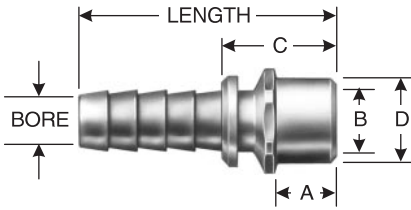
SPECIFICATIONS

Description	Part No.	Product No.	Tube O.D.
6BS	83185	7253-26815	6
8BS	83186	7253-26835	8
10BS	83187	7253-26855	10
12BS	83188	7253-26875	12
14BS	83199	7253-26895	14
15BS	83189	7253-26905	15
16BS	83200	7253-26915	16
18BS	83190	7253-26925	18
20BS	83202	7253-26935	20
22BS	83191	7253-26945	22
25BS	83202	7253-26955	25
28BS	83192	7253-26965	28
30BS	83203	7253-26975	30
35BS	83193	7253-26985	35
38BS	83204	7253-26995	38
42BS	83194	7253-27005	42

PC CPLGS



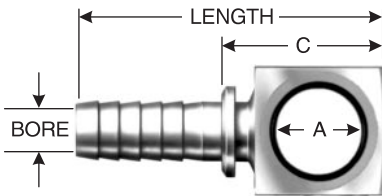
Female Braze-On Stems



SPECIFICATIONS

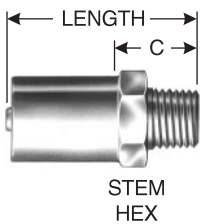
Description	Part No.	Product No.	Hose I.D. (In.)	"B" Bore Dia. Size (In.)	"A"(In.)	"D" O.D. (In.)	Bore (In.)	Length (In.)	"C" Cut-Off (In.)
3-4FBO	80410	7305-09135	3/16	0.25	1/4	0.56	0.13	1.76	0.68
4-4FBO	80401	7305-09145	1/4	0.25	1/4	0.56	0.16	1.67	0.58
4-5FBO	80402	7305-09165	1/4	0.32	3/8	0.56	0.16	1.67	0.58
6-6FBO	80403	7334-36755	3/8	0.38	3/8	0.75	0.27	1.72	0.70
6-8FBO	80400	7305-29165	3/8	0.50	3/8	0.88	0.27	1.72	0.70
8-8FBO	80404	7305-39145	1/2	0.50	3/8	0.88	0.41	2.20	0.76
8-10FBO	80405	7305-39165	1/2	0.63	3/8	0.88	0.41	2.20	0.76
12-12FBO	80406	7305-59145	3/4	0.75	3/8	1.12	0.63	2.47	0.76
12-16FBO	80407	7305-59165	3/4	1.01	15/32	1.38	0.63	2.75	1.04
16-16FBO	80408	7305-69145	1	1.01	15/32	1.38	0.84	2.75	1.04
20-20FBO	80409	7305-79145	1 1/4	1.26	3/8	1.81	1.06	3.29	1.11
24-24FBO	80411	7305-89145	1 1/2	1.51	3/8	2.00	1.31	3.75	1.11

Banjo



SPECIFICATIONS

Description	Part No.	Product No.	Hose I.D. (In.)	Bore (In.)	"A" I.D. (In.)	Length (In.)	"C" Cut-Off (In.)
6C2-6BJ	80180	7334-41665	3/8	0.27	0.63	2.18	0.72



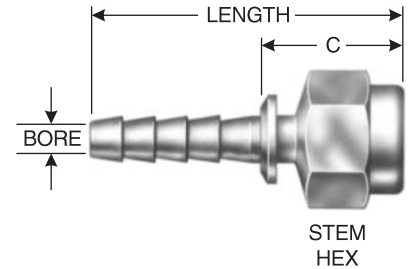
Male Special Grease Fitting

SPECIFICATIONS

Description	Part No.	Product No.	Hose I.D. (In.)	Thread Size	Bore (In.)	Stem Hex (In.)	Length (In.)	"C" Cut-Off (In.)
3-2MPG	80120	7334-32445	3/16	1/8-27	0.13	9/16	1.34	0.56
3-2MPGB	80140	7334-37925	3/16	1/8-27	0.13	9/16	1.34	0.78

Requires Special Die Set, Ferrule Included. Use with C1T (G1) hose only

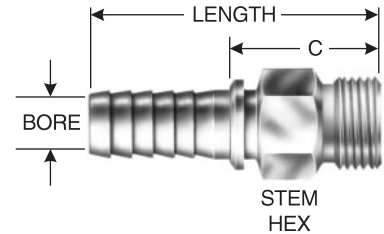
Solid Female - Special Grease Fitting



SPECIFICATIONS

Description	Part No.	Product No.	Hose I.D. (In.)	Thread Size	Bore (In.)	Stem Hex (In.)	Length (In.)	"C" Cut-Off (In.)
4-8FG	80413	7334-32465	1/4	1/2-27	0.16	11/16	1.92	0.83
6-8FG	80450	7334-37775	3/8	1/2-27	0.27	11/16	1.85	0.85

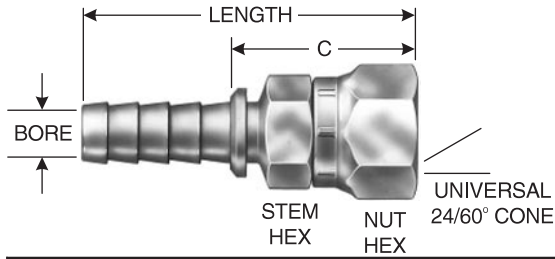
Male DIN 24° Cone - Light Series



SPECIFICATIONS

Description	Part No.	Product No.	Hose I.D. (In.)	Thread Size	DIN Tube O.D. (mm.)	Bore (In.)	Stem Hex (mm.)	Length (In.)	"C" Cut-Off (In.)
4C2-8MDL	83751	7301-01505	1/4	M14X1.5	8	0.16	17	2.00	0.91
4C2-10MDL	83752	7301-01515	1/4	M16X1.5	10	0.16	19	2.06	0.97
5C2-10MDL	83753	7301-01525	5/16	M16X1.5	10	0.23	19	2.00	0.99
6C2-10MDL	83760	7301-01595	3/8	M16X1.5	10	0.27	19	2.00	0.98
6C2-12MDL	83754	7301-01535	3/8	M18X1.5	12	0.27	22	2.00	0.99
8C2-15MDL	83755	7301-01545	1/2	M22X1.5	15	0.41	24	2.57	1.13
10C2-18MDL	83756	7301-01555	5/8	M26X1.5	18	0.50	27	2.60	1.16
12C2-22MDL	83757	7301-01565	3/4	M30X2.0	22	0.63	32	3.00	1.29
16C2-28MDL	83758	7301-01575	1	M36X2.0	28	0.84	41	3.21	1.50
20C2-35MDL	83759	7301-01585	1 1/4	M45X2.0	35	1.06	50	4.06	1.77

Female DIN 24° Cone Swivel - Light Series†



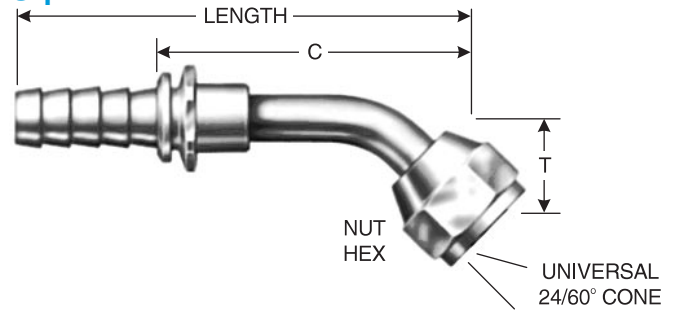
SPECIFICATIONS

Description	Part No.	Product No.	Hose I.D. (In.)	Thread Size	DIN Tube O.D. (mm.)	Bore (In.)	Stem Hex (mm.)	Nut Hex (mm.)	Length (In.)	"C" Cut-Off (In.)
3C2-6FDLX	83709	7303-08195	3/16	M12X1.5	6	0.13	14	14	2.20	1.11
4C2-6FDLX	83718	7303-08095	1/4	M12X1.5	6	0.16	14	14	2.20	1.11
4C2-8FDLX	83721	7303-08105	1/4	M14X1.5	8	0.16	14	17	2.21	1.12
4C2-10FDLX	83722	7303-08115	1/4	M16X1.5	10	0.16	17	19	2.33	1.24
5C2-10FDLX	83723	7303-08125	5/16	M16X1.5	10	0.23	17	19	2.40	1.38
5C2-12FDLX	83785	7303-08085	5/16	M18X1.5	12	0.23	19	22	2.38	1.36
6C2-10FDLX	83730	7303-08215	3/8	M16X1.5	10	0.27	17	19	2.40	1.24
6C2-12FDLX	83724	7303-08135	3/8	M18X1.5	12	0.27	19	22	2.38	1.36
8C2-14FDLX	83692	7303-08815	1/2	M20X1.5	14	0.41	22	24	2.81	1.37
8C2-15FDLX	83725	7303-08145	1/2	M22X1.5	15	0.41	24	27	2.93	1.49
10C2-18FDLX	83726	7303-08155	5/8	M26X1.5	18	0.50	27	32	3.14	1.70
12C2-22FDLX	83727	7303-08165	3/4	M30X2.0	22	0.63	32	36	3.44	1.72
12C2-22FDLXS*	83786	7303-08725	3/4	M30X2.0	22	0.63	32	36	3.24	1.53
16C2-28FDLX	83728	7303-08175	1	M36X2.0	28	0.84	36	46	3.66	1.95
16C2-28FDLXS*	83787	7303-08735	1	M36X2.0	28	0.84	36	46	3.50	1.79
20C2-35FDLX	83729	7303-08185	1 1/4	M45X2.0	35	1.06	46	55	4.76	2.46
24C2-42FDLX	83788	7303-08285	1 1/2	M52X2.0	42	1.31	50	65	5.04	2.40

*60° Cone Seat

†Flare seal only. For optional O-Ring sealing. See MegaCrimp® or FDLORX Power Crimp Couplings.

Female DIN 24° Cone Swivel - Light Series - 45° Bent Tube†

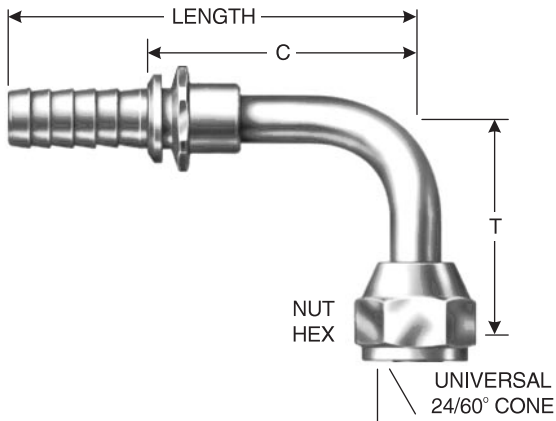


SPECIFICATIONS

Description	Part No.	Product No.	Hose I.D. (In.)	Thread Size	DIN Tube O.D. (mm.)	Nut Hex (mm.)	"T" Drop (In.)	Length (In.)	"C" Cut-Off (In.)
4C2-8FDLX45	83731	7303-08305	1/4	M14X1.5	8	17	0.74	2.95	1.86
4C2-10FDLX45	83732	7303-08315	1/4	M16X1.5	10	19	0.77	3.12	2.03
5C2-10FDLX45	83733	7303-08325	5/16	M16X1.5	10	19	0.77	3.16	2.14
6C2-10FDLX45	83775	7303-08415	3/8	M16X1.5	10	19	0.77	3.03	2.01
6C2-12FDLX45	83734	7303-08335	3/8	M18X1.5	12	22	1.02	3.53	2.51
6C2-15FDLX45	83776	7303-08425	3/8	M22X1.5	15	27	1.20	4.22	3.20
8C2-15FDLX45	83735	7303-08345	1/2	M22X1.5	15	27	1.20	4.70	3.26
10C2-18FDLX45	83736	7303-08355	5/8	M26X1.5	18	32	1.47	5.36	3.92
12C2-22FDLX45	83737	7303-08365	3/4	M30X2.0	22	36	1.34	5.41	3.70
16C2-28FDLX45	83738	7303-08375	1	M36X2.0	28	46	1.45	6.22	4.51
20C2-35FDLX45	83739	7303-08385	1 1/4	M45X2.0	35	55	1.77	7.61	5.31

†Flare seal only. For optional O-Ring sealing, see MegaCrimp® Couplings.

Female DIN 24° Cone Swivel - Light Series - 90° Bent Tube†



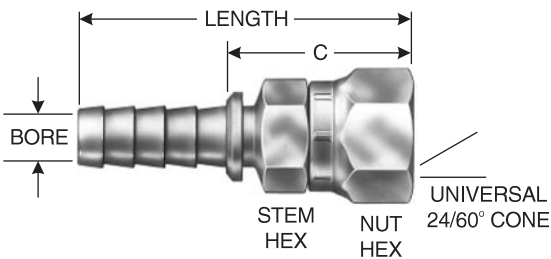
SPECIFICATIONS

Description	Part No.	Product No.	Hose I.D. (In.)	Thread Size	DIN Tube O.D. (mm.)	Nut Hex (mm.)	"T" Drop (In.)	Length (In.)	"C" Cut-Off (In.)
3C2-6FDLX90	83740	7303-08205	3/16	M12X1.5	6	14	1.26	2.52	1.43
4C2-8FDLX90	83741	7303-08455	1/4	M14X1.5	8	17	1.26	2.43	1.36
4C2-10FDLX90	83742	7303-08465	1/4	M16X1.5	10	19	1.38	2.64	1.55
5C2-10FDLX90	83743	7303-08475	5/16	M16X1.5	10	19	1.38	2.68	1.66
6C2-10FDLX90	83750	7303-08225	3/8	M16X1.5	10	19	1.38	2.55	1.53
6C2-12FDLX90	83744	7303-08485	3/8	M18X1.5	12	22	1.77	2.84	1.82
8C2-15FDLX90	83745	7303-08495	1/2	M22X1.5	15	27	2.23	4.02	2.58
10C2-18FDLX90	83746	7303-08505	5/8	M26X1.5	18	32	2.64	4.55	3.11
12C2-22FDLX90	83747	7303-08515	3/4	M30X2.0	22	36	2.56	4.73	3.02
16C2-28FDLX90	83748	7303-08525	1	M36X2.0	28	46	2.79	5.50	3.79
20C2-35FDLX90	83749	7303-08535	1 1/4	M45X2.0	35	55	3.50	6.83	4.53

†Flare seal only. For optional O-Ring sealing, see MegaCrimp orFDLORX Power Crimp Couplings.

PC CPLGS.

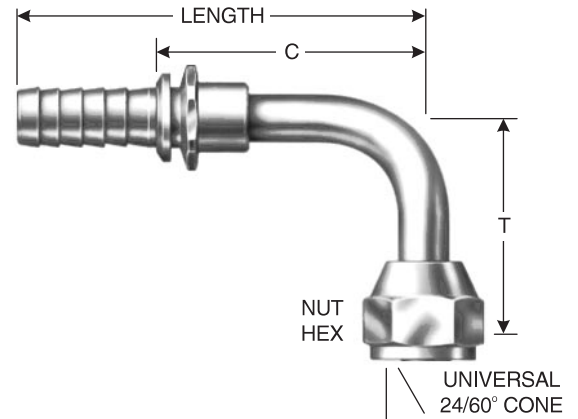
Female DIN 24° Cone Swivel - Light Series with O-Ring



SPECIFICATIONS

Description	Part No.	Product No.	Hose I.D. (In.)	Thread Size	DIN Tube O.D. (mm.)	Bore (In.)	Stem Hex (mm.)	Nut Hex (mm.)	Length (In.)	"C" Cut-Off (In.)
4C2-8FDLORX	83639	7303-09425	1/4	M14X1.5	8	0.16	14	17	2.22	1.14
4C2-12FDLORX	83640	7303-09445	1/4	M18X1.5	12	0.16	19	22	2.49	1.41
6C2-12FDLORX	83641	7303-09485	3/8	M18X1.5	12	0.27	19	22	2.38	1.36
8C2-15FDLORX	83643	7303-09495	1/2	M22X1.5	15	0.41	24	27	2.93	1.50
10C2-18FDLORX	83682	7303-09505	5/8	M26X1.5	18	0.50	27	32	3.14	1.70

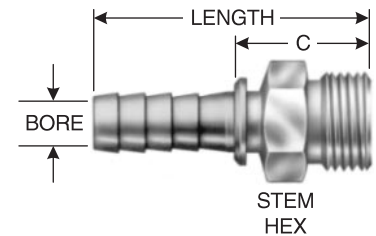
Female DIN 24° Cone Swivel - Light Series with O-Ring - 90° Bent Tube



SPECIFICATIONS

Description	Part No.	Product No.	Hose I.D. (In.)	Thread Size	DIN Tube O.D. (mm.)	Nut Hex (mm.)	"T" Drop (In.)	Length (In.)	"C" Cut-Off (In.)
6C2-12FDLORX90	83645	7303-09805	3/8	M18X1.5	12	22	1.86	2.84	1.82

Male DIN 24° Cone - Heavy Series



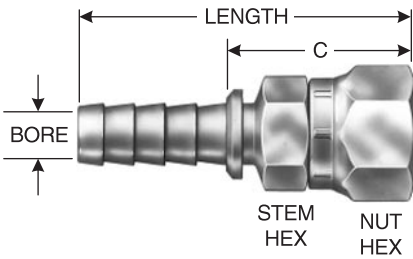
SPECIFICATIONS

Description	Part No.	Product No.	Hose I.D. (In.)	Thread Size	DIN Tube O.D. (mm.)	Bore (In.)	Stem Hex (mm.)	Length (In.)	"C" Cut-Off (In.)
4C2-8MDH	83630	7301-01205	1/4	M16X1.5	8	0.16	17	1.98	0.89
4C2-10MDH	83631	7301-01215	1/4	M18X1.5	10	0.16	19	2.02	0.93
5C2-12MDH	83632	7301-01225	5/16	M20X1.5	12	0.23	22	1.95	0.94
6C2-10MDH	83633	7301-01235	3/8	M18X1.5	10	0.27	19	1.95	0.93
6C2-12MDH	83634	7301-01245	3/8	M20X1.5	12	0.27	22	1.95	0.93
6C2-14MDH	83635	7301-01255	3/8	M22X1.5	14	0.27	24	2.02	1.01
8C2-12MDH	83761	7301-01295	1/2	M20X1.5	12	0.41	22	2.53	1.09
8C2-16MDH	83636	7301-01265	1/2	M24X1.5	16	0.41	27	2.53	1.09
10C2-20MDH	83637	7301-01275	5/8	M30X2.0	20	0.50	32	2.66	1.23
12C2-25MDH	83638	7301-01285	3/4	M36X2.0	25	0.63	41	3.08	1.37

PC CPLGS



Female DIN 24° Cone Swivel - Heavy Series

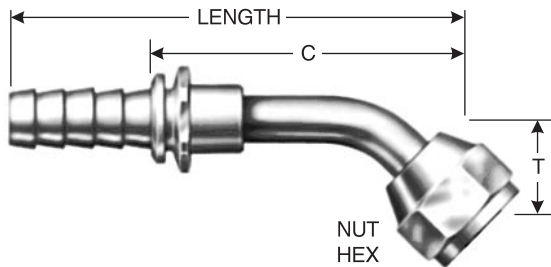


SPECIFICATIONS

Description	Part No.	Product No.	Hose I.D. (In.)	Thread Size	DIN Tube O.D.	Bore (In.)	Stem Hex (mm.)	Nut Hex (mm.)	Length (In.)	"C" Cut-Off (In.)
4C2-8FDHX	83762	7303-08755	1/4	M16X1.5	8	0.16	14	19	2.23	1.14
4C2-10FDHX	83763	7303-08615	1/4	M18X1.5	10	0.16	22	22	2.46	1.37
5C2-12FDHX	83764	7303-08435	5/16	M20X1.5	12	0.23	19	24	2.41	1.40
5C2-14FDHX	83765	7303-08445	5/16	M22X1.5	14	0.23	22	27	2.66	1.64
6C2-10FDHX	83798	7303-08805	3/8	M18X1.5	10	0.27	22	22	2.40	1.39
6C2-12FDHX	83766	7303-08555	3/8	M20X1.5	12	0.27	19	24	2.41	1.40
6C2-14FDHX	83767	7303-08235	3/8	M22X1.5	14	0.27	21	27	2.54	1.53
8C2-12FDHX	83774	7303-08825	1/2	M20X1.5	12	0.41	22	24	2.87	1.44
8C2-14FDHX	83796	7303-08835	1/2	M22X1.5	14	0.41	24	27	3.07	1.63
8C2-16FDHX	83768	7303-08565	1/2	M24X1.5	16	0.41	24	30	3.05	1.61
10C2-20FDHX	83769	7303-08255	5/8	M30X2.0	20	0.50	27	36	3.30	1.86
10C2-25FDHX	83770	7303-08575	5/8	M36X2.0	25	0.50	36	46	3.58	2.14
12C2-20FDHX	83771	7303-08585	3/4	M30X2.0	20	0.63	27	36	3.58	1.87
12C2-25FDHX	83772	7303-08595	3/4	M36X2.0	25	0.63	36	46	3.85	2.14
16C2-30FDHX	83773	7303-08605	1	M42X2.0	30	0.84	46	51	4.25	2.54

PC CPLGS.

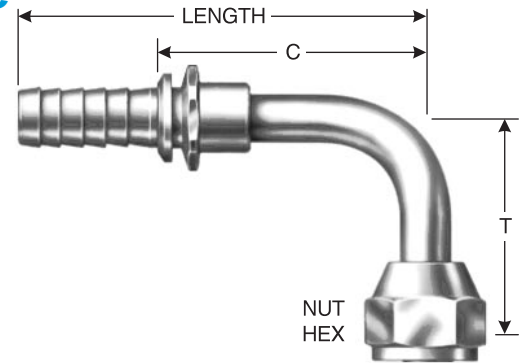
Female DIN 24° Cone Swivel - Heavy Series - 45° Bent Tube



SPECIFICATIONS

Description	Part No.	Product No.	Hose I.D. (In.)	Thread Size	DIN Tube O.D. (mm.)	Nut Hex (mm.)	"T" Drop (In.)	Length (In.)	"C" Cut-Off (In.)
5C2-14FDHX45	83790	7303-08645	5/16	M22X1.5	14	27	0.71	3.29	2.27
6C2-12FDHX45	83791	7303-08655	3/8	M20X1.5	12	24	0.63	3.03	2.01
8C2-14FDHX45	83797	7303-08855	1/2	M22X1.5	14	27	0.71	3.78	2.35
8C2-16FDHX45	83792	7303-08665	1/2	M24X1.5	16	30	0.86	4.21	2.77
10C2-20FDHX45	83793	7303-08675	5/8	M30X2.0	20	36	0.98	4.65	3.21
10C2-25FDHX45	83794	7303-08685	5/8	M36X2.0	25	46	1.45	5.39	3.95
12C2-25FDHX45	83795	7303-08695	3/4	M36X2.0	25	46	1.15	5.27	3.56

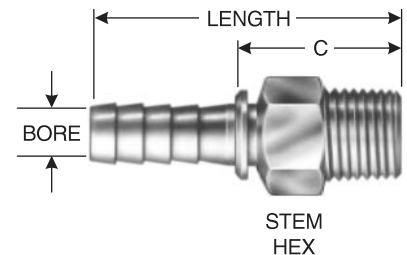
Female DIN 24° Cone Swivel - Heavy Series - 90° Bent Tube



SPECIFICATIONS

Description	Part No.	Product No.	Hose I.D. (In.)	Thread Size	DIN Tube O.D. (mm.)	Nut Hex (mm.)	"T" Drop (In.)	Length (In.)	"C" Cut-Off (In.)
4C2-8FDHX90	83606	7303-08905	1/4	M16X1.5	8	19	1.26	2.40	1.32
4C2-10FDHX90	83697	7303-08895	1/4	M18X1.5	10	22	1.69	2.73	1.65
5C2-12FDHX90	83778	7303-08545	5/16	M20X1.5	12	24	1.64	2.78	1.76
5C2-14FDHX90	83780	7303-08625	5/16	M22X1.5	14	27	1.43	3.02	2.00
6C2-10FDHX90	83696	7303-08885	3/8	M18X1.5	10	22	1.69	2.64	1.63
6C2-12FDHX90	83781	7303-08405	3/8	M20X1.5	12	24	1.64	2.78	1.76
6C2-14FDHX90	83777	7303-08245	3/8	M22X1.5	14	27	1.44	2.78	1.76
8C2-16FDHX90	83782	7303-08635	1/2	M24X1.5	16	30	1.80	3.95	2.51
10C2-20FDHX90	83779	7303-08265	5/8	M30X2.0	20	36	2.22	4.08	2.64
10C2-25FDHX90	83783	7303-08705	5/8	M36X2.0	25	46	2.10	4.85	3.41
12C2-20FDHX90	83799	7303-08795	3/4	M30X2.0	20	36	2.06	4.52	2.81
12C2-25FDHX90	83784	7303-08715	3/4	M36X2.0	25	46	2.10	5.04	3.33

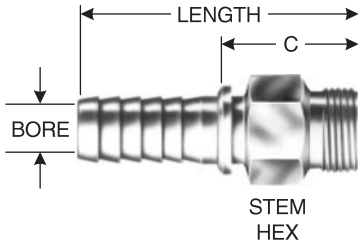
Male British Standard Pipe Tapered/Japanese Tapered Thread



SPECIFICATIONS

Description	Part No.	Product No.	Hose I.D. (In.)	Thread Size	Bore (In.)	Stem Hex (In.)	Length (In.)	"C" Cut-Off (In.)
4-4MBSPT	83591	7301-00685	1/4	1/4-19	0.16	9/16	2.04	0.95
6-6MBSPT	83592	7301-00705	3/8	3/8-19	0.27	11/16	2.01	1.00
8-8MBSPT	83593	7301-00725	1/2	1/2-14	0.41	7/8	2.68	1.24
12-12MBSPT	83594	7301-00745	3/4	3/4-14	0.63	1 1/4	3.14	1.43
16-16MBSPT	83595	7301-00765	1	1-11	0.84	1 1/2	3.38	1.67

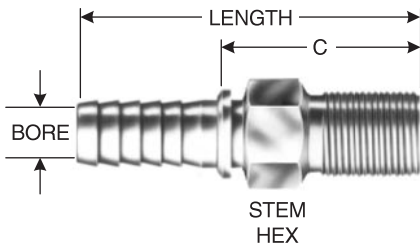
Male British Standard Pipe Parallel



SPECIFICATIONS

Description	Part No.	Product No.	Hose I.D. (In.)	Thread Size	Bore (In.)	Stem Hex (In.)	Length (In.)	"C" Cut-Off (In.)
4-4MBSPP	83501	7301-00505	1/4	1/4-19	0.16	3/4	2.26	1.17
6-6MBSPP	83502	7301-00525	3/8	3/8-19	0.27	3/4	2.20	1.18
6-8MBSPP	83500	7301-00535	3/8	1/2-14	0.27	7/8	2.28	1.26
8-8MBSPP	83503	7301-00545	1/2	1/2-14	0.41	7/8	2.76	1.32
10-10MBSPP	83504	7301-00565	5/8	5/8-14	0.50	15/16	2.85	1.42
12-12MBSPP	83505	7301-00585	3/4	3/4-14	0.63	1 1/8	3.21	1.50
16-16MBSPP	83506	7301-00605	1	1-11	0.84	1 1/2	3.60	1.89
20-20MBSPP	83507	7301-00625	1 1/4	1 1/4-11	1.06	1 3/4	4.13	1.83

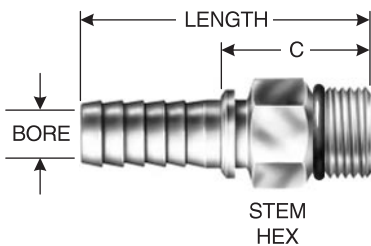
Male British Standard Pipe Parallel - Long Nose



SPECIFICATIONS

Description	Part No.	Product No.	Hose I.D. (In.)	Thread Size	Bore (In.)	Stem Hex (In.)	Length (In.)	"C" Cut-Off (In.)
8-8MBSPPPLN	83608	7301-00645	1/2	1/2-14	0.41	15/16	3.37	1.94
10-10MBSPPPLN	83609	7301-00655	5/8	5/8-14	0.50	1 1/16	3.48	2.05

Male British Standard Pipe Parallel with O-Ring



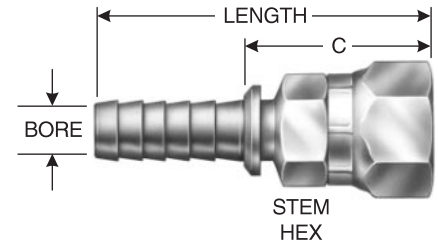
SPECIFICATIONS

Description	Part No.	Product No.	Hose I.D.(In.)	Thread Size	Bore(In.)	Stem Hex(In.)	Length(In.)	"C" Cut-Off(In.)
6-6MBSPPOR	83582	7301-00555	3/8	3/8-19	0.27	7/8	2.20	1.18

O-Ring included.

PC CPLGS.

Female British Standard Pipe Parallel Swivel†

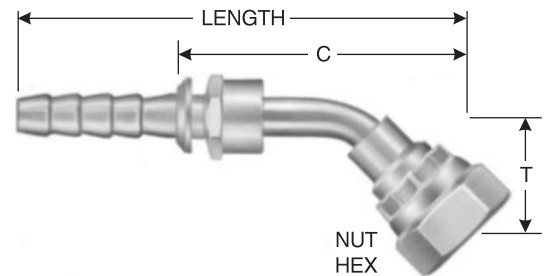


SPECIFICATIONS

Description	Part No.	Product No.	Hose I.D. (In.)	Thread Size	Bore (In.)	Nut Hex (In.)	Stem Hex (In.)	Length (In.)	"C" Cut-Off (In.)
4-4FBSPPX	83511	7303-07505	1/4	1/4-19	0.16	3/4	1/2	2.28	1.18
4-6FBSPPX	83509	7303-07515	1/4	3/8-19	0.16	7/8	5/8	2.32	1.23
5-6FBSPPX	83510	7303-07495	5/16	3/8-19	0.23	7/8	5/8	2.25	1.23
6-6FBSPPX	83512	7303-07525	3/8	3/8-19	0.27	7/8	5/8	2.25	1.23
6-8FBSPPX	83518	7303-07535	3/8	1/2-14	0.27	1	13/16	2.31	1.30
8-8FBSPPX	83513	7303-07545	1/2	1/2-14	0.41	1	13/16	2.79	1.35
10-10FBSPPX	83514	7303-07565	5/8	5/8-14	0.50	1 1/8	7/8	2.96	1.52
12-12FBSPPX	83515	7303-07585	3/4	3/4-14	0.63	1 1/4	1 1/16	3.35	1.64
16-16FBSPPX	83516	7303-07605	1	1-11	0.84	1 1/2	1 3/8	3.54	1.83
20-20FBSPPX	83517	7303-07625	1 1/4	1 1/4-11	1.06	1 7/8	1 3/4	4.43	2.13

†Flare seal only. For optional O-Ring sealing, see MegaCrimp® Couplings.

Female British Standard Pipe Parallel Swivel - 45° Bent Tube†



SPECIFICATIONS

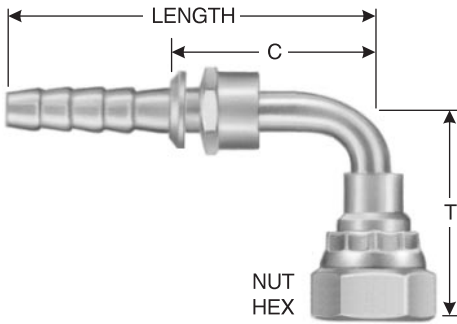
Description	Part No.	Product No.	Hose I.D. (In.)	Thread Size	Nut Hex (In.)	"T" Drop (In.)	Length (In.)	"C" Cut-Off (In.)
4C2-4FBSPPX45	83521	7303-07705	1/4	1/4-19	3/4	0.73	3.20	2.11
6C2-6FBSPPX45	83522	7303-07725	3/8	3/8-19	7/8	0.69	3.42	2.40
8C2-8FBSPPX45	83523	7303-07745	1/2	1/2-14	1	0.88	4.01	2.57
10C2-10FBSPPX45	83524	7303-07765	5/8	5/8-14	1 1/8	1.08	4.32	2.88
12C2-12FBSPPX45	83525	7303-07785	3/4	3/4-14	1 1/4	1.16	4.99	3.29
16C2-16FBSPPX45	83526	7303-07805	1	1-11	1 1/2	1.28	5.55	3.85
20C2-20FBSPPX45	83527	7303-07825	1 1/4	1 1/4-11	1 7/8	1.59	6.13	3.83

†Flare seal only. For optional O-Ring sealing, see MegaCrimp® Couplings.

PC CPLGS



Female British Standard Pipe Parallel Swivel - 90° Bent Tube†

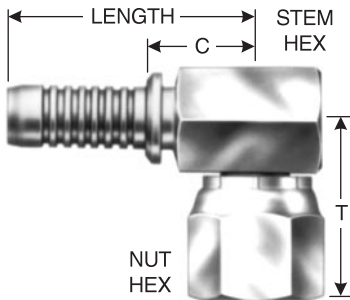


SPECIFICATIONS

Description	Part No.	Product No.	Hose I.D. (In.)	Thread Size	Nut Hex (In.)	"T" Drop (In.)	Length (In.)	"C" Cut-Off (In.)
4C2-4FBSPPX90	83531	7303-07865	1/4	1/4-19	3/4	1.26	2.54	1.45
6C2-6FBSPPX90	83532	7303-07885	3/8	3/8-19	7/8	1.27	2.75	1.73
6C2-8FBSPPX90	83530	7303-07895	3/8	1/2-14	1	1.69	3.22	2.20
8C2-8FBSPPX90	83533	7303-07905	1/2	1/2-14	1	1.69	3.70	2.26
10C2-10FBSPPX90	83534	7303-07925	5/8	5/8-14	1 1/8	1.94	4.08	2.64
12C2-12FBSPPX90	83535	7303-07945	3/4	3/4-14	1 1/4	2.20	4.73	3.02
16C2-16FBSPPX90	83536	7303-07965	1	1-11	1 1/2	2.69	5.63	3.93
20C2-20FBSPPX90	83537	7303-07985	1 1/4	1 1/4-11	1 7/8	3.21	5.55	3.25

†Flare seal only. For optional O-Ring sealing, see MegaCrimp® Couplings.

Female British Standard Pipe Parallel - 90° Block†



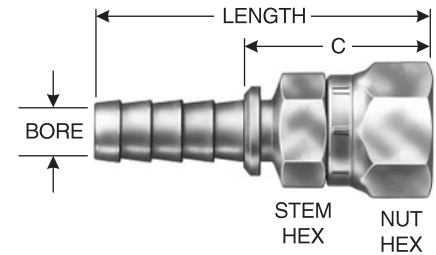
SPECIFICATIONS

Description	Part No.	Product No.	Hose I.D. (In.)	Thread Size	Nut Hex (In.)	"T" Drop (In.)	Length (In.)	"C" Cut-Off (In.)
4-4FBX90BL	83574	7303-10005	1/4	1/4-19	3/4	0.96	2.17	0.70
6-6FBX90BL	83576	7303-10025	3/8	3/8-19	7/8	1.08	2.32	0.83
8-8FBX90BL	83578	7303-10045	1/2	1/2-14	1	1.20	3.00	1.07

†Flare seal only. For optional O-Ring sealing, see MegaCrimp® Couplings.

PC CPLGS.

Female British Flat Face Swivel

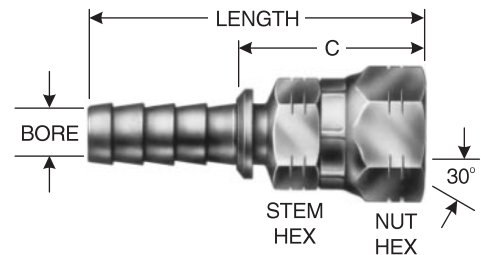


SPECIFICATIONS

Description	Part No.	Product No.	Hose I.D. (In.)	Thread Size	Bore (In.)	Nut Hex (In.)	Stem Hex (In.)	Length (In.)	"C" Cut-Off (In.)
6-8FBFFX	83585	7303-10105	3/8	1/2-14	0.27	1 1/16	13/16	2.51	1.49
8-8FBFFX	83586	7303-10125	1/2	1/2-14	0.41	1 1/16	13/16	2.99	1.55
8-12FBFFX	83587	7303-10145	1/2	3/4-14	0.41	1 1/4	1	3.07	1.63

Female Komatsu Style Japanese Metric Swivel

These female swivels have been marked with two small notches on the hex to identify them as the Komatsu style.

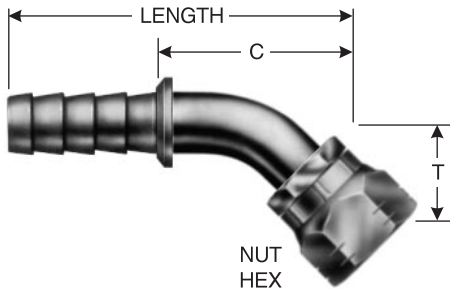


SPECIFICATIONS

Description	Part No.	Product No.	Hose I.D. (In.)	Thread Size	Bore (In.)	Nut Hex (In.)	Stem Hex (In.)	Length (In.)	"C" Cut-Off (In.)
4-4FKX	80200	7303-00715	1/4	M14X1.5	0.16	3/4	9/16	2.26	1.18
6-6FKX	80206	7308-00195	3/8	M18X1.5	0.27	7/8	11/16	2.35	1.33
8-8FKX	80207	7303-00685	1/2	M22X1.5	0.41	1 1/16	13/16	2.99	1.55
10-10FKX	80218	7303-00585	5/8	M24X1.5	0.50	1 1/4	1	3.13	1.69
12-12FKX	80219	7303-00595	3/4	M30X1.5	0.63	1 7/16	1 1/8	3.66	1.95
16-16FKX	80220	7303-00605	1	M33X1.5	0.84	1 5/8	1 3/8	4.01	2.30
20-20FKX	80238	7303-00695	1 1/4	M36X1.5	1.06	2	1 3/4	5.05	2.75
24-24FKX	80239	7303-00705	1 1/2	M42X1.5	1.31	2 3/8	2	5.49	2.86

Female Komatsu Style Japanese Metric Swivel - 45° Bent Tube

These female swivels have been marked with two small notches on the hex to identify them as the Komatsu style.

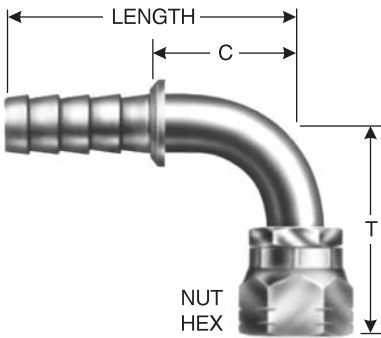


SPECIFICATIONS

Description	Part No.	Product No.	Hose I.D. (In.)	Thread Size	Nut Hex (In.)	"T" Drop (In.)	Length (In.)	"C" Cut-Off (In.)
4C2-4FKX45	80228	7303-00895	1/4	M14X1.5	3/4	0.75	3.10	2.02
6C2-6FKX45	80230	7303-00965	3/8	M18X1.5	7/8	1.10	3.38	2.37
8C2-8FKX45	80231	7303-00915	1/2	M22X1.5	1 1/16	0.72	3.67	2.24
10C2-10FKX45	80235	7303-00925	5/8	M24X1.5	1 1/4	1.11	4.46	3.02
12C2-12FKX45	80248	7303-00935	3/4	M30X1.5	1 7/16	1.18	4.97	3.26
16C2-16FKX45	80250	7303-00945	1	M33X1.5	1 5/8	1.22	5.59	3.88

Female Komatsu Style Japanese Metric Swivel - 90° Bent Tube

These female swivels have been marked with two small notches on the hex to identify them as the Komatsu style.

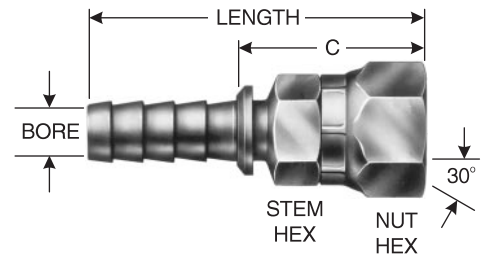


SPECIFICATIONS

Description	Part No.	Product No.	Hose I.D. (In.)	Thread Size	Nut Hex (In.)	"T" Drop (In.)	Length (In.)	"C" Cut-Off (In.)
4C2-4FKX90M	80255	7303-00855	1/4	M14X1.5	3/4	1.50	2.75	1.66
6C2-6FKX90M	80256	7303-00795	3/8	M18X1.5	7/8	1.09	2.83	1.81
8C2-8FKX90M	80257	7303-00805	1/2	M22X1.5	1 1/16	1.38	3.37	1.93
10C2-10FKX90M	80594	7303-00815	5/8	M24X1.5	1 1/4	2.57	4.01	2.57
12C2-12FKX90M	80258	7303-00865	3/4	M30X1.5	1 7/16	2.48	4.39	2.68
16C2-16FKX90M	80260	7303-00875	1	M33X1.5	1 5/8	2.70	5.25	3.54

PC CPLGS.

Female Japanese Industrial Standard Swivel



SPECIFICATIONS

Description	Part No.	Product No.	Hose I.D. (In.)	Thread Size	Bore (In.)	Nut Hex (In.)	Stem Hex (In.)	Length (In.)	"C" Cut-Off (In.)
4-4FJISX	81290	7303-10205	1/4	1/4-19	0.16	3/4	3/4	2.33	1.24
6-6FJISX	81291	7303-10225	3/8	3/8-19	0.27	7/8	5/8	2.31	1.29
8-8FJISX	81292	7303-10245	1/2	1/2-14	0.41	1 1/16	13/16	2.99	1.55
10-12FJISX	81293	7303-10265	5/8	3/4-14	0.50	1 1/4	1	3.07	1.63
12-12FJISX	81294	7303-10285	3/4	3/4-14	0.63	1 1/4	1 1/16	3.40	1.69
16-16FJISX	81295	7303-10305	1	1 1/2	0.84	1 1/2	1 1/2	3.61	1.90

Power Crimp One Non-Skive Ferrules (Aluminum) - PC1FA Series



PC1FA

SPECIFICATIONS

Description	Part No.	Product No.	"A" Length (In.)	"B" Diameter (In.)
3PC1FA	80431	7266-00035	1.20	0.83
4PC1FA	80432	7266-00045	1.28	0.87
5PC1FA	80433	7266-00055	1.20	0.97
6PC1FA	80434	7266-00065	1.20	1.06
8PC1FA	80435	7266-00085	1.47	1.15
10PC1FA	80436	7266-00105	1.47	1.32
12PC1FA	80437	7266-00125	1.69	1.53
16PC1FA	80438	7266-00165	1.69	1.94
20PC1FA	80439	7266-00205	2.41	2.38
24PC1FA	80441	7266-00245	2.69	2.69
32PC1FA	80442	7266-00325	3.56	3.25

Power Crimp One Non-Skive Ferrules (Steel) - PC1FS Series




SPECIFICATIONS

Description	Part No.	Product No.	"A" Length (In.)	"B" Diameter (In.)
3PC1FS	80481	7266-07035	1.20	0.83
4PC1FS	80482	7266-07045	1.28	0.87
5PC1FS	80483	7266-07055	1.20	0.97
6PC1FS	80484	7266-07065	1.20	1.06
8PC1FS	80485	7266-07085	1.47	1.15
16PC1FS	80488	7266-07165	1.69	1.32
20PC1FS	80489	7266-07205	2.41	2.38
24PC1FS	80491	7266-07245	2.69	2.69
32PC1FS	80492	7266-07325	3.56	3.25

Power Crimp One Non-Skive Ferrules (Aluminum) - PC1F-M2A Series


PC CPLGS.



SPECIFICATIONS

Description	Part No.	Product No.	"A" Length (In.)	"B" Diameter (In.)
4PC1F-M2A	80455	7266-07015	1.20	0.73
6PC1F-M2A	80456	7266-07365	1.20	0.93
8PC1F-M2A	80457	7266-07385	1.47	1.06
10PC1F-M2A	80443	7266-07405	1.47	1.21
12PC1F-M2A	80459	7266-07425	1.69	1.36
16PC1F-M2A	80460	7266-07465	1.69	1.69

Power Crimp One Non-Skive Ferrules (Steel) - PC1F-M2S Series



SPECIFICATIONS

Description	Part No.	Product No.	"A" Length (In.)	"B" Diameter (In.)
4PC1F-M2S	80468	7266-07635	1.20	0.83
6PC1F-M2S	81512	7266-07375	1.20	1.06
8PC1F-M2S	80474	7266-07395	1.47	1.20
10PC1F-M2S	80477	7266-07415	1.47	1.31
12PC1F-M2S	80475	7266-07435	1.69	1.57
16PC1F-M2S	80480	7266-07475	1.69	1.94

Power Crimp One Non-Skive Ferrules (Stainless Steel) For Use with MegaFlex® M2T Hose



SPECIFICATIONS

Description	Part No.	Product No.	"A" Length (In.)	"B" Diameter (In.)
4PC1F-M2SS	85027	7362-51045	1.20	0.73
6PC1F-M2SS	85028	7362-51065	1.20	1.06
8PC1F-M2SS	85029	7362-51085	1.47	1.06
10PC1F-M2SS	85030	7362-51105	1.47	1.21
12PC1F-M2SS	85031	7362-51125	1.69	1.35
16PC1F-M2SS	85032	7362-51165	1.69	1.94

PC1PLGS



Power Crimp One Non-Skive Ferrules (Aluminum)



SPECIFICATIONS

Description	Part No.	Product No.	"A" Length (In.)	"B" Diameter (In.)
4M3KPCA	80448	7266-07605	1.20	0.83
6M3KPCA	80449	7266-07615	1.20	0.97
8M3KPCA	80478	7266-07575	1.50	1.15

Power Crimp One Non-Skive Ferrules (Steel)



SPECIFICATIONS

Description	Part No.	Product No.	"A" Length(In.)	"B" Diameter(In.)
4M3KPC	80584	7266-07805	1.20	0.89
6M3KPC	80585	7266-07815	1.20	0.97
8M3KPC	80586	7266-07825	1.50	1.15
10PC1FS-M3K	80486	7266-07105	1.49	1.21
12PC1FS-M3K	80487	7266-07125	1.69	1.38

PC CPLGS.

Power Crimp Two Ferrules (Steel) - PC2F Series



SPECIFICATIONS

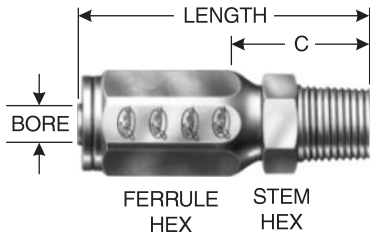
Description	Part No.	Product No.	"A" Length (In.)	"B" Diameter (In.)
3PC2F-2	80415	7266-00075	1.00	0.76
4PC2F-2	80416	7266-00345	1.00	0.84
4PC2F-4	80461	7266-00395	1.20	0.89
5PC2F-2	80417	7266-00385	1.00	0.87
6PC2F-2	80418	7266-00335	1.00	0.94
6PC2F-4	80462	7266-00405	1.20	1.06
8PC2F-2	80419	7266-00025	1.25	1.13
8PC2F-2C	80473	7266-08085	1.47	1.19
8PC2F-4	80463	7266-00415	1.47	1.28
10PC2F-2C	80447	7266-08105	1.47	1.32
10PC2F-2B	80476	7266-00465	1.25	1.23
12PC2F-2	80423	7266-00185	1.47	1.50
12PC2F-4	80422	7266-00145	1.97	1.38
16PC2F-2	80424	7266-00135	1.97	1.75
16PC2F-4	80425	7266-00175	2.07	1.87
20PC2F-2	80427	7266-00225	2.35	2.25
20PC2F-4	80426	7266-00215	2.77	2.19
24PC2F-4	80428	7266-00355	2.88	2.55
32PC2F-4	80429	7266-00375	3.43	3.16

PC2F LGS



Field Attachable "Type T" Couplings For C1T Hose (1-Wire)

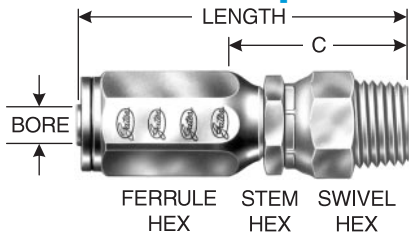
Male Pipe (NPTF - 30° Cone Seat)



SPECIFICATIONS

Description	Part No.	Product No.	Hose I.D. (In.)	Thread Size	Bore (In.)	Stem Hex (In.)	Ferrule Hex (In.)	Length (In.)	"C" Cut-Off (In.)
4C1T-2RMP	81241	7231-81241	1/4	1/8-27	0.13	1/2	11/16	2.30	1.29
4C1T-4RMP	81210	7231-81210	1/4	1/4-18	0.13	9/16	11/16	2.52	1.51
6C1T-4RMP	81242	7231-81242	3/8	1/4-18	0.25	9/16	7/8	2.68	1.54
6C1T-6RMP	81211	7231-81211	3/8	3/8-18	0.25	11/16	7/8	2.53	1.39
8C1T-6RMP	81243	7231-81243	1/2	3/8-18	0.38	11/16	1	3.05	1.70
8C1T-8RMP	81212	7231-81212	1/2	1/2-14	0.38	7/8	1	3.06	1.71
8C1T-12RMP	81244	7231-81244	1/2	3/4-14	0.38	1 1/16	1	3.13	1.87
12C1T-12RMP	81213	7231-81213	3/4	3/4-14	0.61	1 1/16	1 3/8	3.19	1.73
16C1T-16RMP	81214	7231-81214	1	1-11 1/2	0.81	1 3/8	1 5/8	3.78	2.10

Male Pipe Swivel (NPTF - Without 30° Cone Seat)



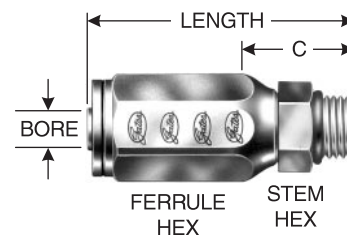
SPECIFICATIONS

Description	Part No.	Product No.	Hose I.D. (In.)	Thread Size	Bore (In.)	Stem Hex (In.)	Ferrule Hex (In.)	Swivel Hex (In.)	Length (In.)	"C" Cut-Off (In.)
4C1T-4RMPX	81185	7231-22445	1/4	1/4-18	0.13	7/16	11/16	11/16	3.18	2.17
6C1T-6RMPX	81186	7231-22455	3/8	3/8-18	0.25	5/8	7/8	7/8	3.51	2.23
8C1T-8RMPX	81187	7231-22465	1/2	1/2-14	0.38	3/4	1	1	3.99	2.63
12C1T-12RMPX	81188	7231-22475	3/4	3/4-14	0.61	1 1/16	1 3/8	1 5/16	4.27	2.73

Field Attachable "Type T" Couplings —continued

For C1T Hose (1-Wire) - continued

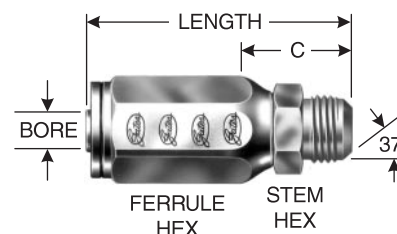
Male O-Ring Boss



SPECIFICATIONS

Description	Part No.	Product No.	Hose I.D. (In.)	Thread Size	Bore (In.)	Stem Hex (In.)	Ferrule Hex (In.)	Length (In.)	"C" Cut-Off (In.)
6C1T-6RMB	81181	7231-22255	3/8	9/16-18	0.25	1 1/16	7/8	2.52	1.24
6C1T-8RMB	81182	7231-22265	3/8	3/4-16	0.25	7/8	7/8	2.59	1.32
8C1T-8RMB	81183	7231-22275	1/2	3/4-16	0.38	7/8	1	2.87	1.52
8C1T-10RMB	81184	7231-22285	1/2	7/8-14	0.38	1	1	3.11	1.76

Male JIC 37° Flare



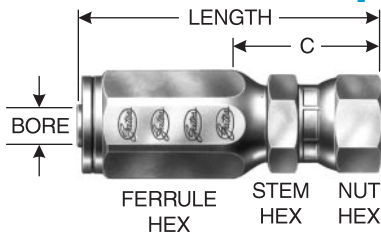
SPECIFICATIONS

Description	Part No.	Product No.	Hose I.D. (In.)	Thread Size	Bore (In.)	Stem Hex (In.)	Ferrule Hex (In.)	Length (In.)	"C" Cut-Off (In.)
6C1T-6RMJ	81177	7231-22185	3/8	9/16-18	0.25	9/16	7/8	2.68	1.40
8C1T-8RMJ	81178	7231-22195	1/2	3/4-16	0.38	3/4	1	3.05	1.70
8C1T-10RMJ	81179	7231-22205	1/2	7/8-14	0.38	7/8	1	3.31	1.96
12C1T-12RMJ	81180	7231-22215	3/4	1 1/16-12	0.61	1 1/16	1 3/8	3.52	1.98

Field Attachable "Type T" Couplings —continued

For C1T Hose (1-Wire) - continued

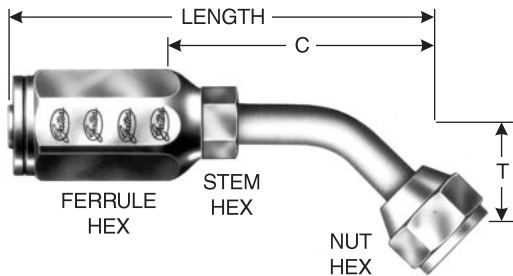
Female JIC 37° Flare Swivel



SPECIFICATIONS

Description	Part No.	Product No.	Hose I.D. (In.)	Thread Size	Bore (In.)	Nut Hex (In.)	Stem Hex (In.)	Ferrule Hex (In.)	Length (In.)	"C" Cut-Off (In.)
4C1T-4RFJX	81215	7231-81215	1/4	7/16-20	0.13	9/16	9/16	11/16	2.47	1.46
4C1T-5RFJX	81216	7231-81216	1/4	1/2-20	0.13	11/16	11/16	11/16	2.58	1.57
6C1T-6RFJX	81217	7231-81217	3/8	9/16-18	0.25	3/4	3/4	7/8	2.80	1.65
6C1T-8RFJX	81218	7231-81218	3/8	3/4-16	0.25	7/8	3/4	7/8	2.91	1.76
8C1T-8RFJX	81219	7231-81219	1/2	3/4-16	0.38	7/8	13/16	1	3.24	1.89
8C1T-10RFJX	81220	7231-81220	1/2	7/8-14	0.38	1 1/16	13/16	1	3.34	1.99
12C1T-12RFJX	81221	7231-81221	3/4	1 1/16-12	0.61	1 1/4	1 1/8	1 3/8	3.45	1.91
16C1T-16RFJX	81222	7231-81222	1	1 5/16-12	0.81	1 1/2	1 3/8	1 5/8	3.90	2.22

Female JIC 37° Flare Swivel - 45° Bent Tube



SPECIFICATIONS

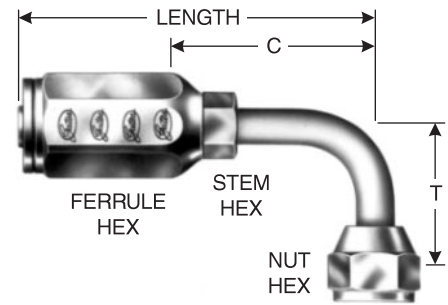
Description	Part No.	Product No.	Hose I.D. (In.)	Thread Size	Nut Hex (In.)	Stem Hex (In.)	Ferrule Hex (In.)	"T" Drop (In.)	Length (In.)	"C" Cut-Off (In.)
4C1T-4RFJX45	81189	7231-22545	1/4	7/16-20	9/16	3/8	11/16	0.33	2.80	1.79
6C1T-6RFJX45	81190	7231-22555	3/8	9/16-18	11/16	1/2	7/8	0.39	3.37	1.79
8C1T-8RFJX45	81191	7231-22565	1/2	3/4-16	7/8	5/8	1	0.55	4.11	2.10
12C1T-12RFJX45	81192	7231-22575	3/4	1 1/16-12	1 1/4	7/8	1 3/8	0.78	4.70	3.16

FIELD ATTACH. CPLGS.

Field Attachable "Type T" Couplings —continued

For C1T Hose (1-Wire) - continued

Female JIC 37° Flare Swivel - 90° Bent Tube

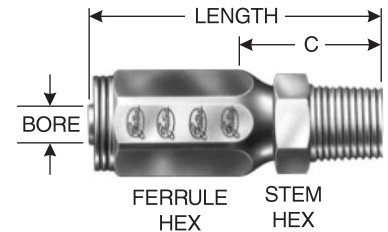


SPECIFICATIONS

Description	Part No.	Product No.	Hose I.D. (In.)	Thread Size	Nut Hex (In.)	Stem Hex (In.)	Ferrule Hex (In.)	"T" Drop (In.)	Length (In.)	"C" Cut-Off (In.)
4C1T-4RFJX90	81193	7231-22655	1/4	7/16-20	9/16	3/8	11/16	0.68	2.69	1.68
6C1T-6RFJX90	81194	7231-22665	3/8	9/16-18	11/16	1/2	7/8	0.85	3.28	2.00
6C1T-8RFJX90	81195	7231-22675	3/8	3/4-16	7/8	5/8	7/8	1.09	3.58	2.31
8C1T-8RFJX90	81196	7231-22685	1/2	3/4-16	7/8	5/8	1	1.09	3.86	2.51
8C1T-10RFJX90	81197	7231-22695	1/2	7/8-14	1	3/4	1	1.23	3.92	2.59
12C1T-12RFJX90	81198	7231-22705	3/4	1 1/16-12	1 1/4	7/8	1 3/8	1.82	4.59	3.05

For C2AT and PCII

Male Pipe (NPTF - 30° Cone Seat)



SPECIFICATIONS

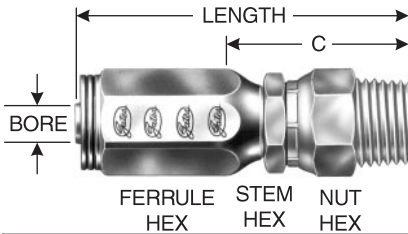
Description	Part No.	Product No.	Hose I.D. (In.)	Thread Size	Bore (In.)	Stem Hex (In.)	Ferrule Hex (In.)	Length (In.)	"C" Cut-Off (In.)
4C2AT-2RMP	81247	7231-81247	1/4	1/8-27	0.13	1/2	3/4	2.30	1.23
4C2AT-4RMP	81223	7231-81223	1/4	1/4-18	0.13	9/16	3/4	2.52	1.45
6C2AT-4RMP	81248	7231-81248	3/8	1/4-18	0.25	9/16	15/16	2.68	1.45
6C2AT-6RMP	81224	7231-81224	3/8	3/8-18	0.25	11/16	15/16	2.53	1.30
8C2AT-6RMP	81249	7231-81249	1/2	3/8-18	0.38	11/16	1 1/16	3.05	1.63
8C2AT-8RMP	81225	7231-81225	1/2	1/2-14	0.38	7/8	1 1/16	3.06	1.64
8C2AT-12RMP	81251	7231-81251	1/2	3/4-14	0.38	1 1/16	1 1/16	3.13	1.71
12C2AT-12RMP	81226	7231-81226	3/4	3/4-14	0.61	1 1/16	1 3/8	3.19	1.65
16C2AT-16RMP	81227	7231-81227	1	1-11 1/2	0.81	1 3/8	1 3/4	3.78	2.04
20C2AT-20RMP	81228	7231-81228	1 1/4	1 1/4-11 1/2	1.06	1 3/4	2 1/4	4.59	2.49
24C2AT-24RMP	81252	7231-81252	1 1/2	1 1/2-11 1/2	1.28	2	2 1/2	5.18	2.68



Field Attachable "Type T" Couplings —continued

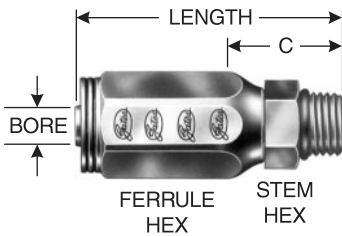
For C2AT and PCH - continued

Male Pipe Swivel (NPTF - Without 30° Cone Seat)



SPECIFICATIONS

Description	Part No.	Product No.	Hose I.D. (In.)	Thread Size	Bore (In.)	Stem Hex (In.)	Ferrule Hex (In.)	Swivel Hex (In.)	Length (In.)	"C" Cut-Off (In.)
4C2AT-4RMPX	81350	7231-22495	1/4	1/4-18	0.13	7/16	3/4	1 1/16	3.18	2.11
6C2AT-6RMPX	81351	7231-22505	3/8	3/8-18	0.25	5/8	15/16	7/8	3.51	2.27
8C2AT-8RMPX	81352	7231-22515	1/2	1/2-14	0.38	3/4	1 1/16	1	3.99	2.56
12C2AT-12RMPX	81353	7231-22525	3/4	3/4-14	0.61	1 1/16	1 3/8	1 5/16	4.27	2.73

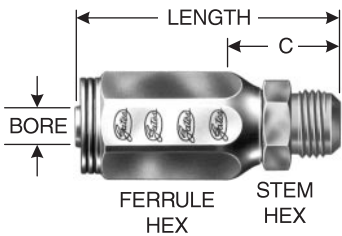


Male O-Ring Boss

SPECIFICATIONS

Description	Part No.	Product No.	Hose I.D. (In.)	Thread Size	Bore (In.)	Stem Hex (In.)	Ferrule Hex (In.)	Length (In.)	"C" Cut-Off (In.)
6C2AT-6RMB	81346	7231-22355	3/8	9/16-18	0.25	1 1/16	15/16	2.52	1.28
6C2AT-8RMB	81347	7231-22365	3/8	3/4-16	0.25	7/8	15/16	2.59	1.36
8C2AT-8RMB	81348	7231-22375	1/2	3/4-16	0.38	7/8	1 1/16	2.87	1.45
8C2AT-10RMB	81349	7231-22385	1/2	7/8-14	0.38	1	1 1/16	3.11	1.59

FIELD ATTACH. CPLGS.



Male JIC 37° Flare

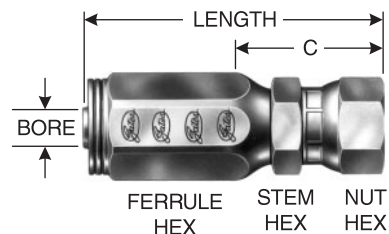
SPECIFICATIONS

Description	Part No.	Product No.	Hose I.D. (In.)	Thread Size	Bore (In.)	Stem Hex (In.)	Ferrule Hex (In.)	Length (In.)	"C" Cut-Off (In.)
6C2AT-6RMJ	81342	7231-22025	3/8	9/16-18	0.25	9/16	15/16	2.68	1.45
8C2AT-8RMJ	81343	7231-22045	1/2	3/4-16	0.38	3/4	1 1/16	3.05	1.63
8C2AT-10RMJ	81344	7231-22055	1/2	7/8-14	0.38	7/8	1 1/16	3.31	1.89
12C2AT-12RMJ	81345	7231-22065	3/4	1 1/16-12	0.61	1 1/16	1 3/8	3.52	1.98

Field Attachable "Type T" Couplings —continued

For C2AT and PCII - continued

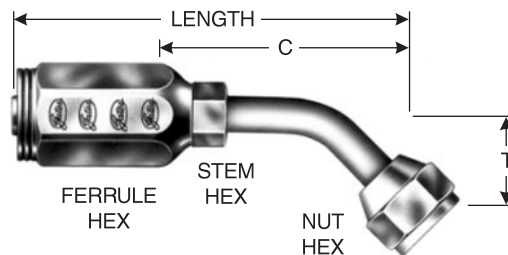
Female JIC 37° Flare Swivel



SPECIFICATIONS

Description	Part No.	Product No.	Hose I.D. (In.)	Thread Size	Bore (In.)	Nut Hex (In.)	Stem Hex (In.)	Ferrule Hex (In.)	Length (In.)	"C" Cut-Off (In.)
4C2AT-4RFJX	81229	7231-81229	1/4	7/16-20	0.13	9/16	9/16	3/4	2.47	1.40
4C2AT-5RFJX	81230	7231-81230	1/4	1/2-20	0.13	11/16	11/16	3/4	0.68	2.58
6C2AT-6RFJX	81231	7231-81231	3/8	9/16-18	0.25	3/4	3/4	15/16	2.80	1.56
6C2AT-8RFJX	81232	7231-81232	3/8	3/4-16	0.25	7/8	3/4	15/16	2.91	1.67
8C2AT-8RFJX	81233	7231-81233	1/2	3/4-16	0.38	7/8	13/16	1 1/16	3.24	1.82
8C2AT-10RFJX	81234	7231-81234	1/2	7/8-14	0.38	1 1/16	13/16	1 1/16	3.34	1.92
12C2AT-12RFJX	81235	7231-81235	3/4	1 1/16-12	0.61	1 1/4	1 1/8	1 3/8	3.45	1.91
16C2AT-16RFJX	81236	7231-81236	1	1 5/16-12	0.81	1 1/2	1 3/8	1 3/4	3.90	2.16
20C2AT-20RFJX	81237	7231-81237	1 1/4	1 5/8-12	1.06	2	1 7/8	2 1/4	4.85	2.74
24C2AT-24RFJX	81254	7231-81254	1 1/2	1 7/8-12	1.28	2 1/4	2 1/8	2 1/2	5.26	2.76

Female JIC 37° Flare Swivel - 45° Bent Tube



SPECIFICATIONS

Description	Part No.	Product No.	Hose I.D. (In.)	Thread Size	Nut Hex (In.)	Stem Hex (In.)	Ferrule Hex (In.)	"T" Drop (In.)	Length (In.)	"C" Cut-Off (In.)
4C2AT-4RFJX45	81354	7231-22595	1/4	7/16-20	9/16	3/8	3/4	0.33	2.80	1.73
6C2AT-6RFJX45	81355	7231-22605	3/8	9/16-18	11/16	1/2	15/16	0.39	3.37	2.14
8C2AT-8RFJX45	81356	7231-22615	1/2	3/4-16	7/8	5/8	1 1/16	0.55	4.11	2.68
12C2AT-12RFJX45	81357	7231-22625	3/4	1 1/16-12	1 1/4	7/8	1 3/8	0.78	4.70	3.16

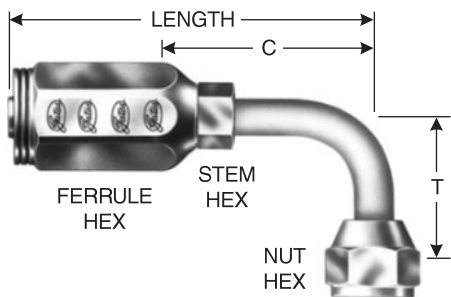
FIELD ATTACH COPLGS.



Field Attachable "Type T" Couplings —continued

For C2AT and PCII - continued

Female JIC 37° Flare Swivel - 90° Bent Tube



SPECIFICATIONS

Description	Part No.	Product No.	Hose I.D. (In.)	Thread Size	Nut Hex (In.)	Stem Hex (In.)	Ferrule Hex (In.)	"T" Drop (In.)	Length (In.)	"C" Cut-Off (In.)
4C2AT-4RFJX90	81358	7231-22755	1/4	7/16-20	9/16	3/8	3/4	0.68	2.69	1.62
6C2AT-6RFJX90	81359	7231-22765	3/8	9/16-18	11/16	1/2	15/16	0.85	3.28	2.04
6C2AT-8RFJX90	81360	7231-22775	3/8	3/4-16	7/8	5/8	15/16	1.09	3.58	2.35
8C2AT-8RFJX90	81361	7231-22785	1/2	3/4-16	7/8	5/8	1 1/16	1.09	3.86	2.42
8C2AT-10RFJX90	81362	7231-22795	1/2	7/8-14	1	3/4	1 1/16	1.23	3.92	2.50
12C2AT-12RFJX90	81363	7231-22805	3/4	1 1/16-12	1 1/4	7/8	1 3/8	1.82	4.59	3.05

Low Pressure Hose

G4H MegaVac® Return Line and Suction Hose

Recommended For: Petroleum and water-base hydraulic fluids in suction lines or in low pressure return lines. Meets or exceeds requirements of SAE100R4 (except 1" I.D.).

Uses half the bend radius of SAE 100R4.

Tube: Black, synthetic nitrile* rubber is specifically designed for resistance to high temperatures.


Reinforcement: Double spiral reinforced with a helical spiral-wire to prevent collapse.

Cover: Black neoprene* synthetic rubber is oil and abrasion resistant.

Temperature Range: -40°F to +275°F (-40°C to +135°C) constant and +300°F (+149°C) intermittent (up to 10% of operating time). For water emulsions, etc. see page 465.

Couplings (see crimp manuals for specifics): PC Stems and Ferrules, pages 226-273. For -20 use C4 Permanent Stems and Ferrules, pages 290-296.

Note:-24 thru -64 are now GMV Hose.



*Hose stock characteristics on page 462

Description	Part No. (25' Length)	Part No. (Bulk Carton)	Product No. (Bulk Carton)	Hose I.D. (In.)	Hose O.D. (In.)	Vacuum (In. Hg)	Working Pressure (psi)	Min. Burst Pressure (psi)	Min Bend Radius (In.)	Approx. Bulk Carton Lgth. (Ft.)
12G4H	85580	70133	3105-0022	3/4	1.18	25	300	1,000	2.5	100
16G4H	85581	70134	3105-0001	1	1.45	25	212	800	3	100
20G4H	85582	70135	3105-0002	1 1/4	1.70	25	200	750	4	100



GMV - Global MegaVac® Return Line and Suction Hose

Recommended For: Petroleum and water-base hydraulic fluids in suction lines or in low pressure return lines. Meets or exceeds requirements of SAE100R4

Uses half the bend radius of SAE 100R4.

Tube: Black, synthetic nitrile* rubber is specifically designed for resistance to high temperatures.

Reinforcement: Double spiral reinforced with a helical spiral-wire to prevent collapse.

Cover: Black neoprene* synthetic rubber is oil and abrasion resistant.

Temperature Range: -40°F to +275°F (-40°C to +135°C) constant and +300°F (+149°C) intermittent (up to 10% of operating time). For water emulsions, etc. see page 465.

Couplings (see crimp manuals for specifics): Megacrimp® Couplings, see pages 196-225. For -24 to -32 use PC Stems and Ferrules, pages 226-273. For -20 to -40 use C4 Permanent Stems and Ferrules, pages 290-296. For -40 to -64 use G4H couplings, pages 286-289.



Buffing Required for -12 with MegaCrimp.

*Hose stock characteristics on page 462

Description	Part No. (25' Length)	Part No. (Bulk Carton)	Product No. (Bulk Carton)	Hose I.D. (In.)	Hose O.D. (In.)	Vacuum (In. Hg)	Working Pressure (psi)	Min. Burst Pressure (psi)	Min Bend Radius (In.)	Approx. Bulk Carton Length (ft.)
12GMV(G4H+)	85577	70184	4504-0123	3/4	1.22	25	350	1,400	2.5	100
16GMV(G4H+)	85578	70185	4504-0003	1	1.45	25	300	1,200	3	100
20GMV(G4H+)	85579	70186	4504-0004	1 1/4	1.76	25	250	1,000	4	100
24GMV(G4H)	85583	70136	3105-0004	1 1/2	1.95	25	162	650	5	100
32GMV(G4H)	85584	70137	3105-0006	2	2.51	25	112	450	6	100
**40GMV(G4H)	-	70138	3105-0010	2 1/2	3.02	25	68	275	7	100
**48GMV(G4H)	-	70139	3105-0014	3	3.51	25	62	250	9	100
**56GMV(G4H)	-	70140	3105-0015	3 1/2	4.01	25	56	225	10	100
**64GMV(G4H)	-	70141	3105-0018	4	4.51	25	56	225	12	100

**Crimped assemblies available.

C4 Large Diameter Return and Suction Hose SAE 100R4

Meets Flame Resistance Acceptance Designation "U.S. MSHA 2G"

Recommended For: Petroleum and water-base hydraulic fluids in suction lines or in low pressure return lines. Meets or exceeds SAE 100R4 requirements.

Tube: Black synthetic rubber. (Nitrile)*.

Reinforcement: Braided fiber (-12, -16, -20) both with a helical spiral wire to prevent collapse. Double fiber reinforced (-24 to -48).

Cover: Black, oil and abrasion-resistant synthetic rubber. (Neoprene)*.

Temperature Range: -40°F to +212°F (-40°C to +100°C). For water emulsions, etc., see page 465.

Couplings (see crimp manuals for specifics): Permanent C4, pages 290-296. Sizes -40 and above are also used in clamp applications.



*Hose stock characteristics on page 462

Description	Part No. (Bulk Carton)	Product No.	Hose I.D. (In.)	Hose O.D. (In.)	Vacuum (In. Hg)	Working Pressure (psi)	Min. Burst Pressure (psi)	Min Bend Radius (In.)	Approx. Bulk Carton Lgth. (Ft.)
12C4	70054	4504-0011	³ / ₄	1.25	25	300	1,200	5	175
16C4	70055	4504-0021	1	1.50	25	250	1,000	6	100
20C4	70056	4504-0030	1 ¹ / ₄	1.79	25	200	800	8	100
24C4	70057	4325-0150	1 ¹ / ₂	2.08	25	150	600	10	100
32C4	70058	4325-0200	2	2.50	25	100	400	12	100
**40C4	70059	4325-0250	2 ¹ / ₂	3.12	25	62	250	14	100
**48C4	70060	4325-0300	3	3.63	25	56	225	16	100

**Crimped assemblies available.

RLA 1-Fiber Braid Return Line and Low Pressure Hose



Recommended For: Low pressure hydraulic oil return lines, or general purpose water, glycol antifreeze solutions, conveying diesel fuel (in ventalated areas) or air. Meets SAE 30R2 performance requirements of both Type 1 and Type 2. The differences are dimensional.

Tube: Black, synthetic rubber, oil resistant (Nitrile)*

Reinforcement: One fiber braid.

Cover: Black, synthetic rubber. Oil and abrasion resistant (Modified Nitrile)*.

Temperature Range: -40°F to +212°F (-40°C to +100°C). Air to +160°F (+71°C) only. For water emulsions, etc., see page 465

Couplings (see crimp manuals for specifics): MegaCrimp® Couplings, pages 196-225 Permanent PC, pages 226-273

*Hose stock characteristics on page 462

Description	Part No. (Bulk Reel)	Product No. (Bulk Reel)	Hose I.D. (In.)	Hose O.D. (In.)	Vacuum (In. Hg)	Working Pressure (psi)	Min. Burst Pressure (psi)	Min Bend Radius (In.)	Approx. Bulk Reel Lgth. (Ft.)
3RLA	70040	3284-0110	3/16	.41	28	250	1,000	3	450-650
4RLA	70041	3284-0120	1/4	.50	28	250	1,000	3	450-650
5RLA	70042	3284-0130	5/16	.56	28	250	1,000	4	450-650
6RLA	70043	3284-0140	3/8	.66	28	250	1,000	4	450-650
8RLA	70044	3284-0150	1/2	.81	20	200	800	5	450-650
10RLA	70045	3284-0160	5/8	.94	15	200	800	6	450-650
12RLA	70046	3284-0170	3/4	1.09	10	200	800	6	450-650
16RLA	70047	3284-0180	1	1.34	10	160	640	8	350-450

RLC 3-Fiber Braid Return Line and Low Pressure Hose

Recommended For: Petroleum-base hydraulic oils, glycol –antifreeze, air or water in low pressure fluid transfer or hydraulic system return lines. Generally connected to C4 stems, beaded nipples, or tube type ports with worm gear clamps.


Tube: Black, oil resistant synthetic rubber (Nitrile)*.

Reinforcement: Three fiber braids.

Cover: Black, oil and abrasion resistant, synthetic rubber (Modified Nitrile)*.

Temperature Range: For hydraulic oil lines; -40°F to +275°F (-40°C to +135°C) constant and +300°F (+149°C) intermittent (up to 10% of operating time) air to +160°F (+71°C) only. For water emulsions, etc., see page 465

Couplings: Use clamps only.

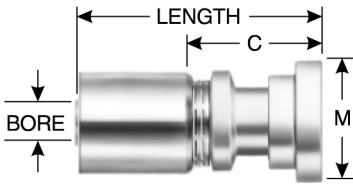


*Hose stock characteristics on page 462

Description	Part No. (Bulk Carton)	Product No. (Bulk Carton)	Hose I.D. (In.)	Hose O.D. (In.)	Working Pressure (psi)	Min. Burst Pressure (psi)	Min Bend Radius (In.)	Vacuum (In. Hg.)	Approx. Bulk Carton Lgth. (Ft.)
16RLC	70142	3319-0261	1	1.62	200	800	9	25	50
20RLC	70074	3319-0263	1 1/4	1.88	200	800	10	25	50
24RLC	70075	3319-0264	1 1/2	2.12	200	800	11	25	50
28RLC	70143	3319-0265	1 3/4	2.38	200	800	12	25	50
32RLC	70076	3319-0266	2	2.56	200	800	13	25	50
36RLC	70070	3319-0267	2 1/4	2.87	150	600	14	25	50
40RLC	70077	3319-0268	2 1/2	3.12	150	600	16	25	50
48RLC	70078	3319-0270	3	3.62	150	600	20	25	50
56RLC	70081	3319-0272	3 1/2	4.12	150	600	24	25	50
72RLC	70144	3319-0273	4 1/2	5.19	100	400	54	25	50

G4H Couplings

Code 61 O-Ring Flange

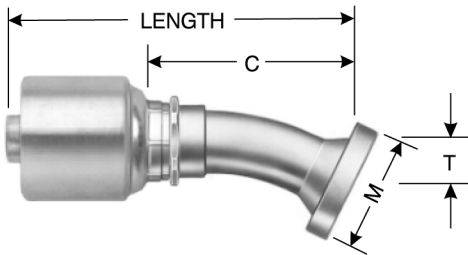


SPECIFICATIONS

Description	Part No.	Product No.	Hose I.D. (In.)	Nom. Flg. Size (In.)	"M" Flg. Dia. (In.)	Bore (In.)	Length (In.)	"C" Cut-Off (In.)	Flg. Head Thickness (In.)
40G4H-40FL	G43300-4040	7305-05505	2 1/2	2 1/2	3.31	2.14	5.60	3.15	0.38
40G4H-48FL	G43300-4048	7305-05605	2 1/2	3	4.00	2.14	5.66	3.21	0.38
40G4H-56FL	G43300-4056	7305-05705	2 1/2	3 1/2	4.50	2.14	5.22	2.77	0.44
40G4H-64FL	G43300-4064	7305-05795	2 1/2	4	5.00	2.14	5.33	2.88	0.44
48G4H-48FL	G43300-4848	7305-05805	3	3	4.00	2.64	6.54	3.46	0.38
56G4H-56FL	G43300-5656	7305-06305	3 1/2	3 1/2	4.50	3.14	6.70	3.06	0.44
64G4H-64FL	G43300-6464	7305-06695	4	4	5.00	3.64	7.74	3.70	0.44

*Require special dies, please contact Hydraulic and Industrial Product Applications 303-744-5070

Code 61 O-Ring Flange - 22° Bent Tube



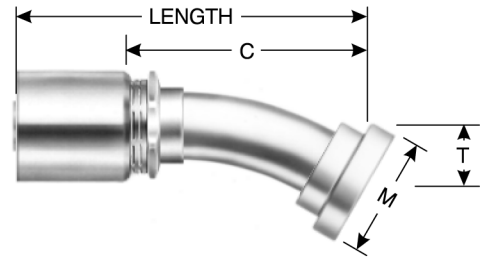
SPECIFICATIONS

Description	Part No.	Product No.	Hose I.D. (In.)	Nom. Flg. Size (In.)	"M" Flg. Dia. (In.)	"T" Drop (In.)	Length (In.)	"C" Cut-Off (In.)	Flg. Head Thickness (In.)
40G4H-40FL22	G43302-4040	7305-05515	2 1/2	2 1/2	3.31	0.63	6.81	4.36	0.38
40G4H-48FL22	G43302-4048	7305-05615	2 1/2	3	4.00	0.67	6.86	4.41	0.38

*Require special dies, please contact Hydraulic and Industrial Product Applications 303-744-5070

G4H Couplings —continued

Code 61 O-Ring Flange - 30° Bent Tube

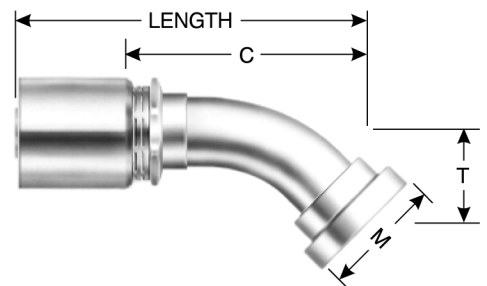


SPECIFICATIONS

Description	Part No.	Product No.	Hose I.D. (In.)	Nom. Flg. Size (In.)	"M" Flg. Dia. (In.)	"T" Drop (In.)	Length (In.)	"C" Cut-Off (In.)	Flg. Head Thickness (In.)
40G4H-40FL30	G43304-4040	7305-05525	2 1/2	2 1/2	3.31	1.08	7.30	4.85	0.38
40G4H-48FL30	G43304-4048	7305-05625	2 1/2	3	4.00	1.08	7.36	4.91	0.38
48G4H-48FL30	G43304-4848	7305-05825	3	3	4.00	1.12	8.23	5.15	0.38

*Require special dies, please contact Hydraulic and Industrial Product Applications 303-744-5070

Code 61 O-Ring Flange - 45° Bent Tube



SPECIFICATIONS

Description	Part No.	Product No.	Hose I.D. (In.)	Nom. Flg. Size (In.)	"M" Flg. Dia. (In.)	"T" Drop (In.)	Length (In.)	"C" Cut-Off (In.)	Flg. Head Thickness (In.)
40G4H-40FL45	G43307-4040	7305-05535	2 1/2	2 1/2	3.31	1.72	7.72	5.27	0.38
40G4H-48FL45	G43307-4048	7305-05635	2 1/2	3	4.00	1.76	7.76	5.31	0.38
48G4H-48FL45	G43307-4848	7305-05835	3	3	4.00	2.03	9.18	6.10	0.38
48G4H-56FL45	G43307-4856	7305-05895	3	3 1/2	4.50	2.03	12.3	9.30	0.44
56G4H-56FL45	G43307-5656	7305-06335	3 1/2	3 1/2	4.50	2.13	9.66	6.02	0.44
56G4H-64FL45	G43307-5664	7305-06385	3 1/2	4	5.00	2.13	9.66	6.02	0.44

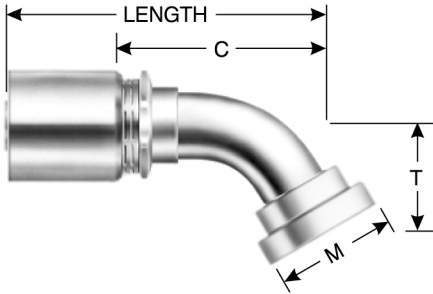
*Require special dies, please contact Hydraulic and Industrial Product Applications 303-744-5070

LOW PRESS. HOSE & CPLGS.



G4H Couplings —continued

Code 61 O-Ring Flange - 60° Bent Tube

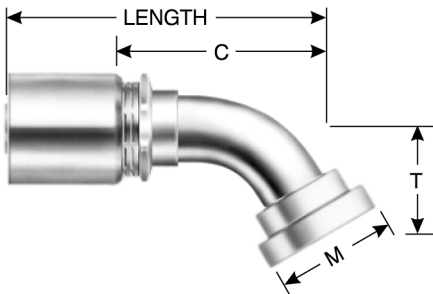


SPECIFICATIONS

Description	Part No.	Product No.	Hose I.D. (In.)	Nom. Flg. Size (In.)	"M" Flg. Dia. (In.)	"T" Drop (In.)	Length (In.)	"C" Cut-Off (In.)	Flg. Head Thickness (In.)
40G4H-40FL60	G43309-4040	7305-05545	2 1/2	2 1/2	3.31	2.63	8.13	5.68	0.38
48G4H-48FL60	G43309-4848	7305-05845	3	3	4.00	3.11	9.66	6.58	0.38

*Require special dies, please contact Hydraulic and Industrial Product Applications 303-744-5070

Code 61 O-Ring Flange - 67° Bent Tube

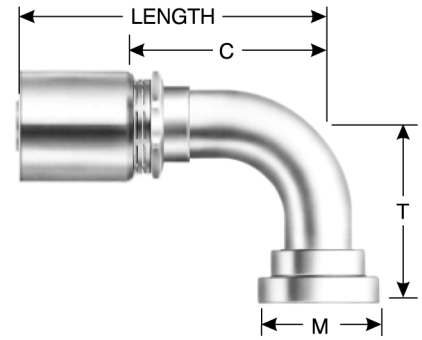


SPECIFICATIONS

Description	Part No.	Product No.	Hose I.D. (In.)	Nom. Flg. Size (In.)	"M" Flg. Dia. (In.)	"T" Drop (In.)	Length (In.)	"C" Cut-Off (In.)	Flg. Head Thickness (In.)
40G4H-40FL67	G43311-4040	7305-05555	2 1/2	2 1/2	3.31	3.13	8.22	5.77	0.38
48G4H-48FL67	G43311-4848	7305-05905	3	3	4.00	3.87	9.50	6.42	0.38
64G4H-64FL67	G43311-6464	7305-06635	4	4	5.00	6.90	14.2	10.1	0.44

*Require special dies, please contact Hydraulic and Industrial Product Applications 303-744-5070

Code 61 O-Ring Flange - 90° Bent Tube



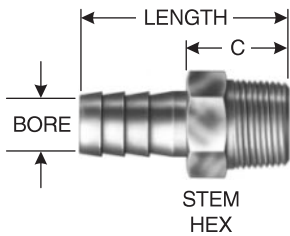
SPECIFICATIONS

Description	Part No.	Product No.	Hose I.D. (In.)	Nom. Flg. Size (In.)	"M" Flg. Dia. (In.)	"T" Drop (In.)	Length (In.)	"C" Cut-Off (In.)	Flg. Head Thickness (In.)
40G4H-40FL90	G43315-4040	7305-05565	2 1/2	2 1/2	3.31	4.62	8.06	5.61	0.38
40G4H-48FL90	G43315-4048	7305-05665	2 1/2	3	4.00	4.62	8.12	5.67	0.38
40G4H-56FL90	G43315-4056	7305-05765	2 1/2	3 1/2	4.50	4.62	8.25	5.80	0.44
48G4H-48FL90	G43315-4848	7305-05855	3	3	4.00	5.50	9.70	6.62	0.38
56G4H-56FL90	G43315-5656	7305-06365	3 1/2	3 1/2	4.50	5.63	10.1	6.53	0.44
56G4H-64FL90	G43315-5664	7305-06395	3 1/2	4	5.00	6.90	10.0	6.45	0.44
64G4H-64FL90	G43315-6464	7305-06645	4	4	5.00	7.38	12.6	8.58	0.44

*Require special dies, please contact Hydraulic and Industrial Product Applications 303-744-5070

Power Crimp® C4 Stems

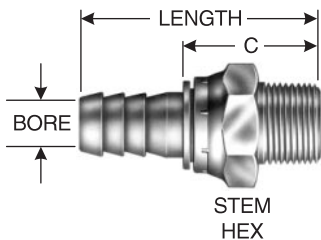
Male Pipe (NPTF - 30° Cone Seat)



SPECIFICATIONS

Description	Part No.	Product No.	Hose I.D. (In.)	Thread Size	Bore (In.)	Stem Hex (In.)	Length (In.)	"C" Cut-Off (In.)
12C4-12MP	80501	7301-54145	3/4	3/4-14	0.62	1 1/16	2.56	1.31
12C4-16MP	80502	7301-54165	3/4	1-11 1/2	0.62	1 3/8	2.87	1.62
16C4-16MP	80503	7301-64145	1	1-11 1/2	0.81	1 3/8	2.94	1.63
20C4-20MP	80504	7301-74145	1 1/4	1 1/4-11 1/2	1.06	1 3/4	3.54	1.72
24C4-24MP	80505	7301-84145	1 1/2	1 1/2-11 1/2	1.25	2	3.71	1.82
32C4-32MP	80506	7301-94145	2	2-11 1/2	1.69	2 1/2	4.34	1.96

Male Pipe Swivel (NPTF - Without 30° Cone Seat)†

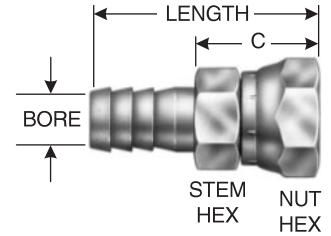


SPECIFICATIONS

Description	Part No.	Product No.	Hose I.D. (In.)	Thread Size	Bore (In.)	Stem Hex (In.)	Length (In.)	"C" Cut-Off (In.)
12C4-12MPX	80507	7302-54145	3/4	3/4-14	0.62	1 1/16	3.01	1.76
16C4-16MPX	80508	7302-64145	1	1-11 1/2	0.81	1 3/8	3.49	2.18

†Not recommended for suction line applications

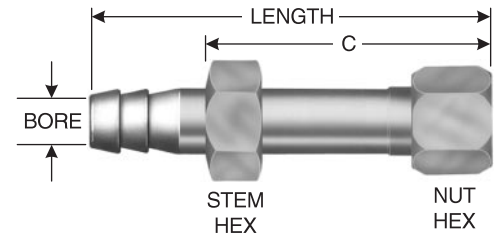
Female JIC 37° Flare Swivel



SPECIFICATIONS

Description	Part No.	Product No.	Hose I.D. (In.)	Thread Size	Bore (In.)	Nut Hex (In.)	Stem Hex (In.)	Length (In.)	"C" Cut-Off (In.)
12C4-12FJX	80514	7303-54245	3/4	1 1/16-12	0.62	1 1/4	1	2.68	1.38
12C4-16FJX	80516	7303-54285	3/4	1 5/16-12	0.62	1 1/2	1 1/4	2.85	1.54
16C4-16FJX	80517	7303-64245	1	1 5/16-12	0.81	1 1/2	1 1/4	2.91	1.53
20C4-20FJX	80518	7303-74245	1 1/4	1 5/8-12	1.06	2	1 5/8	3.67	1.79
24C4-24FJX	80519	7303-84245	1 1/2	1 7/8-12	1.25	2 1/4	1 7/8	3.98	2.03
32C4-32FJX	80521	7303-94245	2	2 1/2-12	1.69	2 7/8	2 1/2	4.94	2.50

Female Flat-Face* Swivel

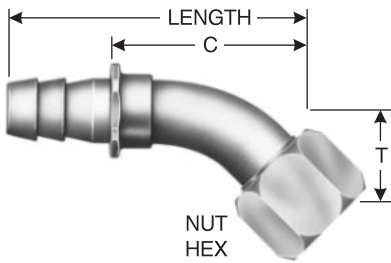


SPECIFICATIONS

Description	Part No.	Product No.	Hose I.D. (In.)	Thread Size	Bore (In.)	Nut Hex (In.)	Stem Hex (In.)	Length (In.)	"C" Cut-Off (In.)
12C4-12FFORX	80566	7303-53645	3/4	1 3/16-12	0.62	1 3/8	1 1/8	2.90	1.65
16C4-16FFORX	80569	7303-53655	1	1 7/16-12	0.81	1 5/8	1 1/4	3.13	1.82
20C4-20FFORX	80575	7303-53665	1 1/4	1 11/16-12	1.06	1 7/8	1 1/2	3.63	1.82

*SAE J1453 O-Ring Face Seal

Female Flat-Face* Swivel - 45° Bent Tube

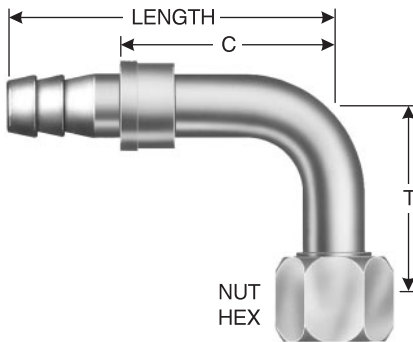


SPECIFICATIONS

Description	Part No.	Product No.	Hose I.D. (In.)	Thread Size	Nut Hex (In.)	"T" Drop (In.)	Length (In.)	"C" Cut-Off (In.)
12C4-12FFORX45	80567	7303-53765	3/4	1 3/16-12	1 3/8	0.83	3.91	2.66
16C4-16FFORX45	80570	7303-53775	1	1 7/16-12	1 5/8	0.94	4.43	3.12
20C4-20FFORX45	80576	7303-53785	1 1/4	1 11/16-12	1 7/8	1.00	5.33	3.52

*SAE J1453 O-Ring Face Seal

Female Flat-Face* Swivel - 90° Bent Tube

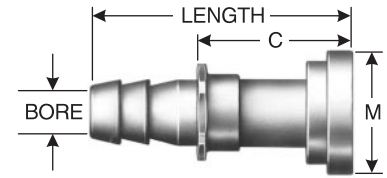


SPECIFICATIONS

Description	Part No.	Product No.	Hose I.D. (In.)	Thread Size	Nut Hex (In.)	"T" Drop (In.)	Length (In.)	"C" Cut-Off (In.)
12C4-12FFORX90S	80568	7303-53885	3/4	1 3/16-12	1 3/8	1.88	3.81	2.56
16C4-16FFORX90S	80574	7303-53895	1	1 7/16-12	1 5/8	2.21	4.37	3.06
20C4-20FFORX90S	80577	7303-53905	1 1/4	1 11/16-12	1 7/8	2.51	5.32	3.51

*SAE J1453 O-Ring Face Seal

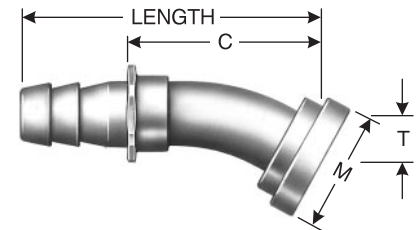
Code 61 O-Ring Flange



SPECIFICATIONS

Description	Part No.	Product No.	Hose I.D. (In.)	Nom. Flg. Size (In.)	"M" Flg. Dia. (In.)	Bore (In.)	Length (In.)	"C" Cut-Off (In.)	Flg. Head Thickness (In.)
12C4-12FL	80524	7305-54045	3/4	3/4	1.50	0.62	2.98	1.73	0.27
16C4-16FL	80525	7305-64045	1	1	1.75	0.81	3.08	1.77	0.32
20C4-20FL	80526	7305-74045	1 1/4	1 1/4	2.00	1.06	3.66	1.84	0.32
24C4-24FL	80527	7305-84045	1 1/2	1 1/2	2.38	1.25	3.75	1.86	0.32
32C4-32FL	80528	7305-94045	2	2	2.81	1.69	4.44	2.06	0.38
40C4-40FL	80800	7305-05005	2 1/2	2 1/2	3.31	2.14	5.60	2.72	0.38
40C4-48FL	80805	7305-05105	2 1/2	3	4.00	2.14	5.66	2.78	0.38
48C4-48FL	80806	7305-05205	3	3	4.00	2.64	6.54	3.06	0.38
56C4-56FL	80809	7305-05305	3 1/2	3 1/2	4.50	3.14	6.70	2.62	0.44
64C4-64FL	80812	7305-05405	4	4	5.00	3.64	7.74	3.06	0.44

Code 61 O-Ring Flange - 30° Bent Tube



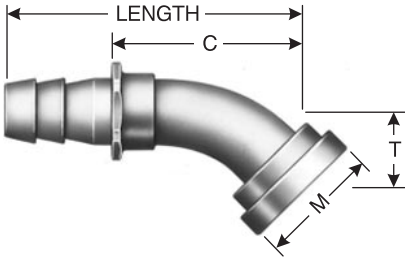
SPECIFICATIONS

Description	Part No.	Product No.	Hose I.D. (In.)	Nom. Flg. Size (In.)	"M" Flg. Dia. (In.)	"T" Drop (In.)	Length (In.)	"C" Cut-Off (In.)	Flg. Head Thickness (In.)
12C4-12FL30	80535	7305-54345	3/4	3/4	1.50	0.58	3.61	2.36	0.27
16C4-16FL30	80536	7305-64345	1	1	1.75	0.62	3.69	2.38	0.32
20C4-20FL30	80537	7305-74345	1 1/4	1 1/4	2.00	0.72	4.45	2.63	0.32
24C4-24FL30	80538	7305-84345	1 1/2	1 1/2	2.38	0.88	5.16	3.27	0.32
32C4-32FL30	80539	7334-41115	2	2	2.81	1.25	7.14	4.76	0.38
40C4-40FL30	80815	7305-05015	2 1/2	2 1/2	3.31	1.08	7.30	4.42	0.38

LOW PRESS. HOSE & CPLGS.



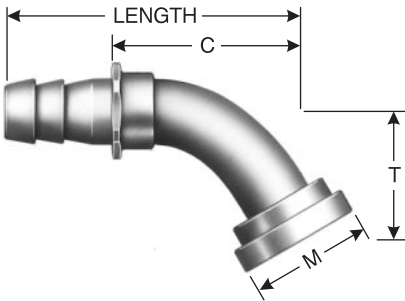
Code 61 O-Ring Flange - 45° Bent Tube



SPECIFICATIONS

Description	Part No.	Product No.	Hose I.D. (In.)	Nom. Flg. Size (In.)	"M" Flg. Dia. (In.)	"T" Drop (In.)	Length (In.)	"C" Cut-Off (In.)	Flg. Head Thickness (In.)
12C4-12FL45	80541	7305-54445	3/4	3/4	1.50	1.00	3.66	2.41	0.27
16C4-16FL45	80796	7305-64445	1	1	1.75	1.06	3.81	2.50	0.32
20C4-20FL45	80797	7305-74445	1 1/4	1 1/4	2.00	1.15	4.57	2.75	0.32
24C4-24FL45	80544	7305-84445	1 1/2	1 1/2	2.38	1.41	5.29	3.40	0.32
32C4-32FL45	80545	7334-41125	2	2	2.81	2.00	7.38	5.00	0.38
40C4-40FL45	80801	7305-05025	2 1/2	2 1/2	3.31	1.72	7.72	4.84	0.38
48C4-48FL45	80807	7305-05225	3	3	4.00	2.03	9.10	5.62	0.38
56C4-56FL45	80810	7305-05325	3 1/2	3 1/2	4.50	2.13	9.66	5.58	0.44
64C4-64FL45	80813	7305-05425	4	4	5.00	2.75	11.8	7.15	0.44

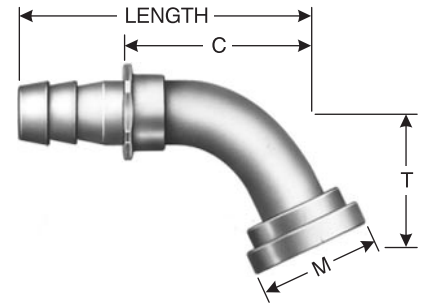
Code 61 O-Ring Flange - 60° Bent Tube



SPECIFICATIONS

Description	Part No.	Product No.	Hose I.D. (In.)	Nom. Flg. Size (In.)	"M" Flg. Dia. (In.)	"T" Drop (In.)	Length (In.)	"C" Cut-Off (In.)	Flg. Head Thickness (In.)
12C4-12FL60	80546	7305-54645	3/4	3/4	1.50	1.41	3.66	2.41	0.27
16C4-16FL60	80547	7305-64645	1	1	1.75	1.50	3.90	2.59	0.32
20C4-20FL60	80548	7305-74645	1 1/4	1 1/4	2.00	1.66	4.76	2.94	0.32
24C4-24FL60	80549	7305-84645	1 1/2	1 1/2	2.38	2.00	5.39	3.50	0.32
32C4-32FL60	80551	7305-94645	2	2	2.81	2.88	7.44	5.06	0.38
40C4-40FL60	80802	7305-05045	2 1/2	2 1/2	3.31	2.63	8.13	5.25	0.38
48C4-48FL60	80817	7305-05235	3	3	4.00	3.11	9.58	6.10	0.38

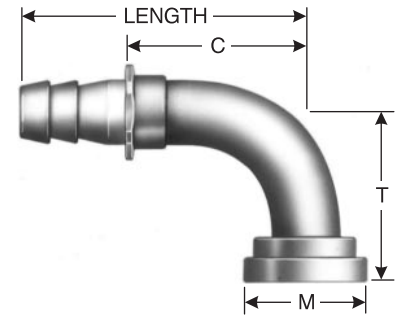
Code 61 O-Ring Flange - 67 1/2° Bent Tube



SPECIFICATIONS

Description	Part No.	Product No.	Hose I.D. (In.)	Nom. Flg. Size (In.)	"M" Flg. Dia. (In.)	"T" Drop (In.)	Length (In.)	"C" Cut-Off (In.)	Flg. Head Thickness (In.)
32C4-32FL67	80778	7305-94745	2	2	2.81	3.25	7.42	5.04	0.38
40C4-40FL67	80803	7305-05065	2 1/2	2 1/2	3.31	3.13	8.22	5.34	0.38

Code 61 O-Ring Flange - 90° Bent Tube



SPECIFICATIONS

Description	Part No.	Product No.	Hose I.D. (In.)	Nom. Flg. Size (In.)	"M" Flg. Dia. (In.)	"T" Drop (In.)	Length (In.)	"C" Cut-Off (In.)	Flg. Head Thickness (In.)
12C4-12FL90	80557	7305-54945	3/4	3/4	1.50	2.13	3.38	2.13	0.27
12C4-16FL90	80558	7305-54965	3/4	1	1.75	2.13	3.38	2.13	0.32
16C4-16FL90	80559	7305-64945	1	1	1.75	2.38	3.75	2.44	0.32
16C4-20FL90	80561	7305-64965	1	1 1/4	2.00	2.38	3.75	2.44	0.32
20C4-20FL90	80562	7305-74945	1 1/4	1 1/4	2.00	2.62	4.41	2.59	0.32
20C4-24FL90	80565	7305-74965	1 1/4	1 1/2	2.38	2.62	4.46	2.64	0.32
24C4-24FL90	80563	7305-84945	1 1/2	1 1/2	2.38	3.12	4.95	3.06	0.32
32C4-32FL90	80564	7305-94945	2	2	2.81	4.50	6.88	4.50	0.38
40C4-40FL90	80804	7305-05085	2 1/2	2 1/2	3.31	4.62	8.06	5.18	0.38
40C4-48FL90	80816	7305-05095	2 1/2	3	4.00	4.62	8.06	5.18	0.38
48C4-48FL90	80808	7305-05245	3	3	4.00	5.50	9.70	6.22	0.38
56C4-56FL90	80811	7305-05345	3 1/2	3 1/2	4.50	5.63	10.1	6.09	0.44
64C4-64FL90	80814	7305-05445	4	4	5.00	7.38	12.6	7.93	0.44

LOW PRESS. HOSE & CPLGS.



Ferrule for C4, C4H, G4H and RLC Hoses



SPECIFICATIONS

Description	Part No.	Product No.	"A" Length(In.)	"B" Diameter(In.)
12PC1F-C4	80464	7266-01515	1.01	1.50
16PC1F-C4	80465	7266-01525	1.07	1.75
20PC1F-C4	80466	7266-01535	1.52	2.00
24PC1F-C4	80470	7266-06525	1.56	2.25
32PC1F-C4	80472	7266-06515	2.00	2.75
40PC1F-C4	80820	7266-08405	2.50	3.50
48PC1F-C4	80821	7266-08485	3.00	4.00
56PC1F-C4	80822	7266-08565	3.50	4.50
64PC1F-C4	80823	7266-08645	4.00	5.00