


PVC & ACETAL

Valves, Fittings, Compression
& Repair Couplings

*Irrigation, Plumbing, Pool
Industrial, & Waterworks*





Over 30 years ago, NDS began producing plastic drainage and landscape products. From the beginning, our commitment to quality and innovation has been unwavering, leading to remarkable state-of-the-art products that fit every environment, every schedule, every need.

Today, our commitment to providing one-source solutions has led to the development of superior quality drainage products, landscape products, fittings, valve and meter boxes, and drip and micro irrigation products. No product is added to our line without meeting exhaustive testing and extensive research requirements. Plus, NDS is uniquely able to offer our complete inventory of products from regional warehouses in the US. Our goal: one-business-day delivery. Our track record: outstanding.

As you take time to look through our Flo-Control product category, we are pleased to offer a full line of PVC water management products that have been known and trusted in the industry for 40 years. If you have any questions please contact our Customer Service team at 1-800-726-1994 from 5am to 5pm PST and let us offer to help you find the best solution with our Flo-Control line.

To place an order, call 1-800-726-1994 from 5 a.m. to 5 p.m. PST.
To order online at any time, 24/7 visit: ndspro.net.




COMPRESSION FITTINGS	2-3
FLO-LOCK™ TRANSITION FITTINGS	4-6
EXPANSION REPAIR COUPLINGS	7
FOOT VALVES	7
SPRING CHECK VALVES	8-11
IN LINE ADJUSTABLE CHECK VALVES	11
SWING CHECK VALVES	12-13
CHECKMATE / SUMP PUMP CHECK VALVES	13
POOL VALVES	14
BALL VALVES	14-16
GATE VALVES	17
UNIONS	17-18
FIRE HYDRANT CAP	19
FLO-TAP™ & CLAMP IT™ SADDLES	19-20
SWING ASSEMBLIES	21
LANDSCAPE PRODUCTS	22
SMALL VALVES	23-24
TECHNICAL DATA & INSTALLATION GUIDE	25-28
FLOW VELOCITY CHART	29
WARRANTY AND TERMS	BACK COVER


COMPRESSION FITTINGS





IPS COUPLINGS, TEES & ADAPTERS


Rated @ 150 PSI Static Pressure @ 72°F

	Part No.	Ref. No.	IPS Size UC Connection	Body Length	Color	Pkg. Qty.	Case (lbs.)	Product Class	Specifications
Couplings — PVC 	CPC-0500	110-05	1/2"	4"	White	30	8.5	42CP	PVC
	CPC-0750	110-07	3/4"	4 1/4"	White	24	9.0	42CP	NSF/ANSI
	CPC-1000	110-10	1"	4 1/2"	White	18	7.5	42CP	61+372
	CPC-1250	110-12	1 1/4"	5"	White	12	7.5	42CP	UPC
	CPC-1500	110-15	1 1/2"	5 1/2"	White	15	15.5	42CP	
	CPC-2000	110-20	2"	6"	White	12	15.5	42CP	
	CPC-2500	110-25	2 1/2"	8"	White	5	6.0	42CP	
	CPC-3000	110-30	3"	9"	White	4	9.9	42CP	
	CPC-4000	110-40	4"	10"	White	3	13.5	42CP	
	CPC-6000	110-60	6"	10"	White	1	7.0	42CP	

	Part No.	Ref. No.	IPS Size UC Connection	IPS Branch	Body Length	Color	Pkg. Qty.	Case (lbs.)	Product Class	Specifications
Slip Tee 	CPT-0500-S	121-05	1/2"	1/2" S	4"	White	24	7.5	42CP	PVC
	CPT-0750-S	121-07	3/4"	3/4" S	4 1/4"	White	20	8.5	42CP	NSF/ANSI
	CPT-1000-S	121-10	1"	1" S	4 1/2"	White	12	8.5	42CP	61+372
	CPT-1250-S	121-12	1 1/4"	1 1/4" S	5"	White	8	12.5	42CP	
	CPT-1500-S	121-15	1 1/2"	1 1/2" S	5 1/2"	White	6	12.5	42CP	
	CPT-2000-S	121-20	2"	2" S	6"	White	5	14.0	42CP	

	Part No.	Ref. No.	IPS Size UC Connection	IPS Size MPT Connection	Body Length	Color	Pkg. Qty.	Case (lbs.)	Product Class	Specifications
Threaded Tee 	CPT-0500-T	120-05	1/2"	1/2" FPT	4"	White	24	7.5	42CP	PVC
	CPT-0750-T	120-07	3/4"	3/4" FPT	4 1/4"	White	20	9.0	42CP	NSF/ANSI
	CPT-1000-T	120-10	1"	1" FPT	4 1/2"	White	12	9.0	42CP	61+372
	CPT-1250-T	120-12	1 1/4"	1 1/4" FPT	5"	White	8	13.5	42CP	
	CPT-1500-T	120-15	1 1/2"	1 1/2" FPT	5 1/2"	White	6	13.5	42CP	
	CPT-2000-T	120-20	2"	2" FPT	6"	White	5	14.5	42CP	


Reducing Tee w/ Threaded Outlet 	CRT-0750-T	122-75	3/4"	1/2" FPT	4 1/4"	White	20	8.0	42CP	PVC NSF/ANSI 61+372
--	------------	--------	------	----------	--------	-------	----	-----	------	---------------------------


	Part No.	Ref. No.	IPS Size UC Connection	IPS Size MPT Connection	Color	Pkg. Qty.	Case (lbs.)	Product Class	Specifications
PVC Male Adapter 	CPA-0500	130-05	1/2"	1/2" MPT	White	48	4.0	42CP	PVC
	CPA-0750	130-07	3/4"	3/4" MPT	White	36	4.0	42CP	NSF/ANSI
	CPA-1000	130-10	1"	1" MPT	White	24	9.0	42CP	61+372
	CPA-1250	130-12	1 1/4"	1 1/4" MPT	White	18	8.0	42CP	UPC
	CPA-1500	130-15	1 1/2"	1 1/2" MPT	White	16	8.0	42CP	
	CPA-2000	130-20	2"	2" MPT	White	12	8.5	42CP	


Note: All dimensions are nominal. All weights are for shipping purposes only. Price (U.S. Dollars) and availability are subject to change.

CTS COUPLINGS, TEES & ADAPTERS


Rated @ 150 PSI Static Pressure @ 72°F


	Part No.	Ref. No.	CTS size	Body Length	Color	Pkg. Qty.	Case (lbs.)	Product Class	Specifications
PVC Couplings 	CCC-0500	210-05	½" UC	4"	White	48	4.0	42CP	PVC NSF/ANSI 61+372 UPC
	CCC-0750	210-07	¾" UC	4"	White	30	8.0	42CP	
	CCC-1000	210-10	1" UC	4¼"	White	24	9.5	42CP	
	CCC-1250	210-12	1¼" UC	4½"	White	18	8.0	42CP	
	CCC-1500	210-15	1½" UC	5"	White	12	8.0	42CP	
	CCC-2000	210-20	2" UC	6"	White	6	14.0	42CP	


CPVC Couplings 	410-05		½" UC	4"	Tan	25	4.4	42CP	CPVC
	410-07		¾" UC	4"	Tan	28	8.0	42CP	
	410-10		1" UC	4½"	Tan	24	10.0	42CP	

	Part No.	Ref. No.	CTS Size	IPS Branch	Body Length	Color	Pkg. Qty.	Case (lbs.)	Product Class	Specifications
PVC Threaded Tee 	CCT-0500	220-05	½" UC	½" FPT	4"	White	36	7.5	42CP	PVC NSF/ANSI 61+372
	CCT-0750	220-07	¾" UC	¾" FPT	4"	White	24	7.5	42CP	
	CCT-1000	220-10	1" UC	1" FPT	4¼"	White	18	9.0	42CP	
	CCT-1250	220-12	1¼" UC	1¼" FPT	4½"	White	10	8.5	42CP	
	CCT-1500	220-15	1½" UC	1½" FPT	5"	White	8	14.5	42CP	
	CCT-2000	220-20	2" UC	2" FPT	6"	White	5	14.0	42CP	





WRENCHES

	Part No.	For Use with IPS Compression Size	Pkg. Qty.	Product Class	Specifications
Strap Wrenches (adjustable) 	BOA-104	½" - 4"	50	42CP	Plastic Handle Rubber Strap
	BOA-106	½" - 6"	50	42CP	

Stub Wrench 	SW-0500-C	1/2" + 3/4" Plastic Riser Extractor	25	42LS	Steel Handle
---	-----------	-------------------------------------	----	------	--------------







TUBE SIZE SIDR-7 PEP COUPLINGS & ADAPTERS – SERIES 800 Rated @ 200 PSI Static Pressure @ 72°F

	Part No.	Tube Size	Connection Size	Length (inches)	Color	Pkg. Qty.	Case (lbs.)	Product Class	Specifications
Coupling 	810-07	3/4"	3/4" x 3/4" TS	4 1/2"	White	24	9.5	41FL	For use on Polyethylene
	810-10	1"	1" x 1" TS	4 1/2"	White	15	8.2	41FL	Tube size SIDR-7
	* 810-12	1 1/4"	1 1/4" x 1 1/4" TS	5"	White	10	7.7	41FL	ASTM D-2239 PVC NSF/ANSI 61+372 UPC
	*Inset stiffner supplied–must be used with this fitting								
Male Adapter 	830-07	3/4"	3/4" MPT x 3/4" TS	2 5/8"	White	20	4.5	41FL	For use on Polyethylene
	830-10	1"	1" MPT x 1" TS	2 7/8"	White	28	9.0	41FL	Tube size SIDR-7
	830-71	3/4" x 1"	3/4" MPT x 1" TS	2 7/8"	White	18	4.0	41FL	ASTM D-2239
	830-121	1" x 1 1/4"	1" MPT x 1 1/4" TS	3"	White	12	4.3	41FL	PVC NSF/ANSI 61+372 UPC
Female Adapter 	831-07	3/4"	3/4" FPT x 3/4" TS	2 5/8"	White	20	6.0	41FL	For use on Polyethylene
	831-10	1"	1" FPT x 1" TS	2 7/8"	White	28	10.0	41FL	Tube size SIDR-7 ASTM D-2239 PVC NSF/ANSI 61+372
Spigot Adapter 	833-07	3/4"	3/4" IPS Spg x 3/4" TS	3"	White	20	4.5	41FL	For use on Polyethylene
	833-71	3/4" x 1"	3/4" IPS Spg x 1" TS	3"	White	20	5.0	41FL	Tube size SIDR-7
	833-10	1"	1" IPS Spg x 1" TS	3"	White	28	9.0	41FL	ASTM D-2239 PVC NSF/ANSI 61+372 UPC




Note: All dimensions are nominal. All weights are for shipping purposes only. Price (U.S. Dollars) and availability are subject to change.

TUBE SIZE SDR-9 CTS COUPLINGS & ADAPTERS – SERIES 700 Rated @ 200 PSI Static Pressure @ 72°F

	Part No.	Tube Size	Connection Size	Length (inches)	Color	Pkg. Qty.	Case (lbs.)	Product Class	Specifications
Coupling 	710-07	¾"	¾" x ¾" TS	4"	White	35	10.0	41FL	For use on Polyethylene
	710-10	1"	1" x 1" TS	4½"	White	24	8.8	41FL	Tube size SDR-9
	710-17	1"	1" SDR-9 x ¾" SDR-11	4"	White	36	12.0	41FL	ASTM D-2737
	710-12	1¼"	1 ¼" x 1 ¼" TS	5"	White	15	7.0	41FL	PVC
	+ 710-15	1½"	1½" x 1½" TS	5"	White	16	9.5	41FL	NSF/ANSI 61+372
	+ 710-20	2"	2" x 2" TS	5½"	White	12	10.0	41FL	UPC
	710-17-9	1"	1" SDR-9 x ¾" SDR 9	4"	White	36	2.0	41FL	
	† Insert stiffeners supplied must be used with this fitting								
Male Adapter 	730-07	¾"	¾" MPT x ¾" TS	2⅝"	White	25	4.0	41FL	For use on Polyethylene
	730-71	¾" x 1"	¾" MPT x 1" TS	2⅞"	White	18	4.0	41FL	Tube size SDR-9
	730-10	1"	1" MPT x 1" TS	2⅞"	White	18	4.0	41FL	ASTM D2737
	730-12-10	1" x 1¼"	1" MPT x 1 ¼" TS	3½"	White	12	5.0	41FL	PVC
	730-12	1¼"	1 ¼" MPT x 1 ¼" TS	3½"	White	12	5.0	41FL	UPC except 730-12-10
	730-15	1½"	1½" MPT x 1½" TS	3½"	White	18	8.0	41FL	NSF/ANSI 61+372
	+ 730-20	2"	2" MPT x 2" TS	4"	White	12	8.8	41FL	
	† Insert stiffeners supplied must be used with this fitting								
Female Adapter 	731-07	¾"	¾" FPT x ¾" TS	2⅝"	White	25	4.5	41FL	For use on Polyethylene
	731-71	¾" x 1"	¾" FPT x 1" TS	2⅞"	White	15	4.2	41FL	Tube size SDR-9
	731-10	1"	1" FPT x 1" TS	3½"	White	15	4.2	41FL	ASTM D2737
	731-12	1¼"	1¼" FPT x 1¼" TS	3½"	White	12	5.3	41FL	PVC
	731-12-10	1" x 1¼"	1" FPT x 1¼" TS	3½"	White	12	5.3	41FL	NSF/ANSI 61+372
	731-15	1½"	1½" FPT x 1½" TS	4½"	White	18	9.0	41FL	
	+ 731-20	2"	2" FPT x 2" TS	2⅞"	White	12	9.5	41FL	
	† Insert stiffeners supplied must be used with this fitting								
Spigot Adapter 	733-07	¾"	¾" IPS Spg x ¾" TS	2⅞"	White	18	4.0	41FL	For use on Polyethylene
	733-71	¾"	¾" IPS Spg x 1" TS	2⅞"	White	18	4.0	41FL	Tube size SDR-9
	733-10	1"	1" IPS Spg x 1" TS	3½"	White	18	4.0	41FL	ASTM D2737
	733-12	1¼"	1¼" IPS Spg x 1¼" TS	3½"	White	12	5.0	41FL	PVC
	733-15	1½"	1½" IPS Spg x 1½" TS	3½"	White	18	8.0	41FL	NSF/ANSI 61+372
	+ 733-20	2"	2" IPS Spg x 2" TS	3½"	White	12	8.8	41FL	UPC
† Insert stiffeners supplied must be used with this fitting									




COUPLINGS & ADAPTERS – SERIES 100 – For use on PVC IPS sizes

Rated @ 160 PSI Static Pressure @ 72°F

	Part No.	IPS Size	Body Length (inches)	Color	Pkg. Qty.	Case (lbs.)	Product Class	Specifications
 <p>PVC IPS Coupling with Flo-Lock</p>	112-05	½"	4"	White	28	8.5	41FL	For use on IPS sizes
	112-07	¾"	4¼"	White	24	9.5	41FL	ASTM D 1785
	112-10	1"	4½"	White	15	7.5	41FL	NSF/ANSI 61+372
	112-12	1¼"	5"	White	10	8.0	41FL	
	112-15	1½"	5½"	White	16	16.5	41FL	
	112-20	2"	6"	White	12	15.0	41FL	
	Part No.	IPS Size	IPS Connection	Color	Pkg. Qty.	Case (lbs.)	Product Class	Specifications
 <p>PVC IPS Male Adapter with Flo-Lock</p>	135-05	½"	½" MPT	White	25	4.0	41FL	For use on IPS sizes
	135-07	¾"	¾" MPT	White	20	4.0	41FL	ASTM D 1785
	135-10	1"	1" MPT	White	30	9.0	41FL	NSF/ANSI 61+372
	135-12	1¼"	1¼" MPT	White	20	8.0	41FL	UPC
	135-15	1½"	1½" MPT	White	16	8.0	41FL	
	135-20	2"	2" MPT	White	12	8.5	41FL	
	Part No.	IPS Size	IPS Connection	Color	Pkg. Qty.	Case (lbs.)	Product Class	Specifications
 <p>PVC IPS Female Adapter with Flo-Lock</p>	136-05	½"	½" FPT	White	25	4.5	41FL	For use on IPS sizes
	136-07	¾"	¾" FPT	White	20	5.0	41FL	ASTM D 1785
	136-10	1"	1" FPT	White	14	4.5	41FL	NSF/ANSI 61+372
	136-12	1¼"	1¼" FPT	White	18	8.5	41FL	
	136-15	1½"	1½" FPT	White	16	9.0	41FL	
	136-20	2"	2" FPT	White	10	7.5	41FL	

ADAPTERS – SERIES 200, 400 AND 900 – For use on copper tubing CTS sizes

Rated @ 160 PSI Static Pressure @ 72°F

	Part No.	CTS Size	Connection (inches)	Color	Pkg. Qty.	Case (lbs.)	Product Class	Specifications	
 <p>PVC CTS Male Adapter with Flo-Lock</p>	235-05	½"	½" MPT	White	50	4.5	41FL	For use with CTS pipe	
	235-07	¾"	¾" MPT	White	25	4.0	41FL	ASTM B88	
	235-10	1"	1" MPT	White	18	3.5	41FL	NSF/ANSI 61+372	
	235-12	1¼"	1¼" MPT	White	24	7.5	41FL	UPC Except 235-20	
	235-15	1½"	1½" MPT	White	20	8.5	41FL		
	235-20	2"	2" MPT	White	12	7.5	41FL		
	Part No.	CTS Size	IPS Connection	Body Length	Color	Pkg. Qty.	Case (lbs.)	Product Class	Specifications
 <p>CPVC CTS Male Adapter with Flo-Lock</p>	435-05	½"	½" x ½" MPT		Tan	4.8	50	41FL	For use with CTS pipe
	435-07	¾"	¾" x ¾" MPT		Tan	4.0	25	41FL	ASTM B88 NSF/ANSI 61+372
 <p>PVC CTS Female Adapter with Flo-Lock</p>	935-07	¾"	¾" Spg	2 7/8"	White	20	4.5	41FL	For use with CTS pipe
	935-10	1"	1" Spg	2 7/8"	White	20	4.5	41FL	ASTM B88
	935-12	1¼"	1¼" Socket	3 5/16"	White	25	8.0	41FL	NSF/ANSI 61+372
	935-125	1¼"	1½" Socket	3 5/16"	White	20	8.0	41FL	
	935-15	1½"	1½" Socket	4"	White	20	11.0	41FL	
	935-20	2"	2" Socket	5"	White	12	8.0	41FL	

Note: All dimensions are nominal. All weights are for shipping purposes only. Price (U.S. Dollars) and availability are subject to change.

PRO-SPAN™

Rated @ 200 PSI Static Pressure @ 72°F

	Part No.	IPS Size (SxSpG)	Body Length	Color	Pkg. Qty.	Case (lbs.)	Product Class	Specifications
	118-05	1/2"	5 1/2"	White	28	6.5	41XC	PVC
	118-07	3/4"	5 3/4"	White	24	8.0	41XC	118-05 Thru 25:
	118-10	1"	6 7/8"	White	15	8.8	41XC	NSF/ANSI 14
	118-12	1 1/4"	7 7/8"	White	10	8.0	41XC	UPC
	118-15	1 1/2"	9 1/2"	White	16	19.0	41XC	
	118-20	2"	9 7/8"	White	12	18.5	41XC	
	118-25	2 1/2"	13 3/8"	White	3	10.0	41XC	
	118-30	3"	15 1/4"	White	3	13.0	41XC	
	118-40	4"	16 3/4"	White	3	20.5	41XC	

QUIK-FIX™

Rated @ 150 PSI Static Pressure @ 72°F

	Part No.	Description	IPS Size (SxSpG)	Pkg. Qty.	Product Class	Specifications
	QF-0500	1/2" QUIK-FIX	1/2"	36	42RF	PVC
	QF-0750	3/4" QUIK-FIX	3/4"	24	42RF	NSF/ANSI 61+372
	QF-1000	1" QUIK-FIX	1"	18	42RF	
	QF-1250	1 1/4" QUIK-FIX	1 1/4"	12	42RF	
	QF-1500	1 1/2" QUIK-FIX	1 1/2"	12	42RF	
	QF-2000	2" QUIK-FIX	2"	8	42RF	
	QF-2500	2 1/2" QUIK-FIX	2 1/2"	4	42RF	
	QF-3000	3" QUIK-FIX	3"	3	42RF	
	QF-4000	4" QUIK-FIX	4"	2	42RF	
	QF-6000	6" QUIK-FIX	6"	1	42RF	

SNAP-FIX™

PVC Snap Fix Repair



	Part No.	Description	IPS Size (SxSpG)	Ctn Qty.	Product Class
	SNX-0500-B	1/2" SNAP-FIX PVC REPAIR CPL	1/2"	48	42RF
	SNX-0750-B	3/4" SNAP-FIX PVC REPAIR CPL	3/4"	36	42RF
	SNX-1000-B	1" SNAP-FIX PVC REPAIR CPL	1"	36	42RF

FOOT VALVES




	Part No.	IPS Size	Body Length	Color	Pkg. Qty.	Product Class	Specifications
	1001-10FV	1"	2 7/8"	White	20	41CV	PVC
	1001-12FV	1 1/4"	3 1/2"	White	15	41CV	Rated @ 200 PSI
	1001-15FV	1 1/2"	3 3/5"	White	15	41CV	@ 72°F
	1001-20FV	2"	3 3/5"	White	10	41CV	NSF/ANSI 61+372
	1800-07	3/4"	2 3/5"	Black	24	41CV	Material:
	1800-10	1"	2 7/5"	Black	15	41CV	Polyethylene
	1800-12	1 1/4"	3 1/2"	Black	10	41CV	100 mesh
	1800-15	1 1/2"	3 3/5"	Black	16	41CV	
	1800-20	2"	3 3/5"	Black	12	41CV	

SPRING CHECK VALVES










SPRING CHECK VALVES- PVC - SERIES 1001, 1002, 1011, 1012

Rated @ 200 PSI Static Pressure @ 72°F

	Part No.	Ref No.	Spring Tension	IPS Size Connection	Body Length	Color	Pkg. Qty.	Case (lbs.)	Product Class	Specifications
 <p>FPT x FPT EPDM Gasket</p>	1001-05	KC-0500-T	½ lb.	½"	4⅞"	White	20	4.5	41CV	PVC
	1001-07	KC-0750-T	½ lb.	¾"	4⅞"	White	20	4.5	41CV	NSF/ANSI
	1001-10	KC-1000-T	½ lb.	1"	5¼"	White	20	8.5	41CV	61+372
	1001-12	KC-1250-T	½ lb.	1¼"	6⅜"	White	15	12.0	41CV	
	1001-15	KC-1500-T	½ lb.	1½"	6⅜"	White	15	13.0	41CV	
	1001-20	KC-2000-T	½ lb.	2"	7"	White	10	15.5	41CV	
	1001-25		½ lb.	2½"	8⅝"	White	8	26.0	41CV	
	1001-30		½ lb.	3"	8⅝"	White	8	26.0	41CV	
	1002-05		2 lb.	½"	4⅞"	White	20	4.5	41CV	
	1002-07	KC2-0750-T	2 lb.	¾"	4⅞"	White	20	4.5	41CV	
	1002-10	KC2-1000-T	2 lb.	1"	5¼"	White	20	8.5	41CV	
	1002-12	KC2-1250-T	2 lb.	1¼"	6⅜"	White	15	12.0	41CV	
	1002-15	KC2-1500-T	2 lb.	1½"	6⅜"	White	15	13.0	41CV	
	1002-20	KC2-2000-T	2 lb.	2"	7"	White	10	16.0	41CV	
	1002-25		2 lb.	2½"	8⅝"	White	8	26.0	41CV	
1002-30		2 lb.	3"	8⅝"	White	8	26.0	41CV		
 <p>SxS EPDM Gasket</p>	1011-05-025		¼lb.	½"	4⅞"	White	20	4.0	41CV	PVC
	1011-07-025		¼lb.	¾"	4⅞"	White	20	4.5	41CV	NSF/ANSI
	1011-05	KC-0500-S	½lb.	½"	4⅞"	White	20	4.0	41CV	61+372
	1011-07	KC-0750-S	½lb.	¾"	4⅞"	White	20	4.5	41CV	
	1011-10	KC-1000-S	½lb.	1"	5¼"	White	20	8.5	41CV	
	1011-12	KC-1250-S	½lb.	1¼"	6⅜"	White	15	12.0	41CV	
	1011-15	KC-1500-S	½lb.	1½"	6⅜"	White	15	13.5	41CV	
	1011-20	KC-2000-S	½lb.	2"	7"	White	10	16.0	41CV	
	1011-25		½lb.	2½"	8⅝"	White	8	26.0	41CV	
	1011-30		½lb.	3"	8⅝"	White	8	26.0	41CV	
	1012-05	KC2-0500-S	2 lb.	½"	4⅞"	White	20	4	41CV	
	1012-07	KC2-0750-S	2 lb.	¾"	4⅞"	White	20	4.5	41CV	
	1012-10	KC2-1000-S	2 lb.	1"	5¼"	White	20	8.5	41CV	
	1012-12	KC2-1250-S	2 lb.	1¼"	6⅜"	White	15	12.0	41CV	
	1012-15	KC2-1500-S	2 lb.	1½"	6⅜"	White	15	13.5	41CV	
1012-20	KC2-2000-S	2 lb.	2"	7"	White	10	16.0	41CV		
1012-25		2 lb.	2½"	8⅝"	White	8	26.0	41CV		
1012-30		2 lb.	3"	8⅝"	White	8	26.0	41CV		
1015-25		5 lb.	2½"	8⅝"	White	8	26.0	41CV		
1015-30		5 lb.	3"	8⅝"	White	8	26.0	41CV		
 <p>SxS Clear PVC EPDM Gasket</p>	1011C10	KCC-1000-S	½ lb.	1"	5¼"	Clear	20	8.5	41CV	Clear PVC
	1011C12	KCC-1250-S	½ lb.	1¼"	6⅜"	Clear	15	12.0	41CV	NSF/ANSI
	1011C15	KCC-1500-S	½ lb.	1½"	6⅜"	Clear	15	13.5	41CV	61+372
	1011C20	KCC-2000-S	½ lb.	2"	7"	Clear	10	16.0	41CV	
	1012C12		2 lb.	1¼"	6⅜"	Clear	15	12.0	41CV	


Note: All dimensions are nominal. All weights are for shipping purposes only. Price (U.S. Dollars) and availability are subject to change.


	Part No.	Spring Tension	IPS Size & Connection	Body Length	Color	Pkg. Qty.	Case (lbs.)	Product Class	Specifications
	1700-07	½ lb.	¾" S x S	6.12"	White	20	9.8	41CV	Rated @ 200 PSI static pressure @ 72°F NSF/ANSI 61+372
	1700-10	½ lb.	1" S x S	6.83"	White	20	14.0	41CV	
	1700-15	½ lb.	1½" S x S	8.345"	White	12	19.8	41CV	
	1700-20	½ lb.	2" S x S	9.735"	White	12	22.9	41CV	
	1702-15	2 lb.	1½" S x S	8.35"	White	12	19.8	41CV	
	1702-20	2 lb.	2" S x S	9.74"	White	12	22.9	41CV	
	1700C07	½ lb.	¾" S x S	6.12"	Clear	20	9.8	41CV	Clear body with white nut and tailpiece Rated @ 200 PSI static pressure @ 72°F NSF/ANSI 61+372
	1700C10	½ lb.	1" S x S	6.83"	Clear	20	14.0	41CV	
	1700C15	½ lb.	1½" S x S	8.345"	Clear	12	19.8	41CV	
	1700C20	½ lb.	2" S x S	9.735"	Clear	12	22.9	41CV	
	1700C25	½ lb.	2½" S x S	12.625"	Clear	6	33.7	41CV	
	1700C30	½ lb.	3" S x S	12.625"	Clear	6	33.7	41CV	
	1702C15	2 lb.	1½" S x S	8.35"	Clear	12	19.8	41CV	
	1702C20	2 lb.	2" S x S	9.74"	Clear	12	22.9	41CV	
	1790-15	½ lb.	1½" S x S	6.540"	White	15	14.0	41CV	Rated@ 200 PSI static pressure @ 72°F, NSF/ANSI 61+372
	1790-20	½ lb.	2" S x S	7.350"	White	10	13.0	41CV	
	1790C15	½ lb.	1½" S x S	6.540"	Clear	15	14.5	41CV	Rated@ 200 PSI static pressure @ 72°F, Clear body with white nut and tail-piece NSF/ANSI 61+372
	1790C20	½ lb.	2" S x S	7.350"	Clear	10	14.5	41CV	
	1795C20	5 lb.	2" S x S	7.350"	Clear	10	14.5	41CV	
	1901-15	1 lb.	1½" S x S	5"	Tan	12	9	41CV	Rated@ 160 PSI static pressure @ 72°F
	1903-15	3 lb.	1½" S x S	5"	Tan	12	9	41CV	
	1901-20	1 lb.	2" S x 2½" Spg	5½"	Tan	12	14	41CV	
	1903-20	3 lb.	2" S x 2½" Spg	5½"	Tan	12	14	41CV	
	1091-20	½ lb.	2" S x S	5"	White	12	6.9	41CV	Non-Adjustable EPDM Seal Rated @ 200 PSI static pressure at 72°F NSF/ANSI 61+372
	1095-20	5 lb.	2" S x S	5"	White	12	6.9	41CV	
	1136-07	½ lb.	¾" MHT x ¾" FHT	4 ⅞"	White	20	4.5	41CV	Rated @ 200 PSI static pressure at 72°F NSF/ANSI 61+372
	1136-07-05	5 lb.	¾" MHT x ¾" FHT	4 ⅞"	White	20	4.5	41CV	


3/4" Female Hose Thread


3/4" Male Hose Thread

SPA SPRING CHECK VALVES

	Part No.	Body Length	Color	Pkg. Qty.	Case (lbs.)	Product Class	Specifications
Versa Drain 	107015BK	4"	Black	12	7.6	41CV	Drain for portable spa
	1071GH	2.94"	Garden Hose Adpt.	1	—	41CV	


	Part No.	Spring Tension	IPS Size & Connection	Body Length	Color	Pkg. Qty.	Case (lbs.)	Product Class	Specifications
Spa Check Valve 	104732M	½ lb.	32mm	3 ¾"	White	20	5.0	41CV	1/4 lb. for air blowers
	105010	¼ lb.	1" S x 1¼" Spg	3 ¾"	White	20	5.0	41CV	Rated@ 200 PSI
	105020	¼ lb.	1½" S x 2" Spg	5 ½"	White	12	7.4	41CV	static pressure @ 72°F
	105520	5 lb.	1½" S x 2" Spg	5 ½"	White	12	8.0	41CV	


	Part No.	Spring Tension	IPS Size & Connection	Body Length	Color	Pkg. Qty.	Case (lbs.)	Product Class	Specifications
Clear Spa Check Valve 	1050C10	¼ lb.	1" S x 1¼" Spg	3 ¾"	Clear	20	5.0	41CV	Clear PVC,
	1050C20	¼ lb.	1½" S x 2" Spg	5 ½"	Clear	12	7.4	41CV	1/4 lb. for air blowers
	1050C20-05	½ lb.	1½" S x 2" Spg	5 ½"	Clear	12	7.4	41CV	Rated@ 200 PSI
	1050C20-10	10 lb.	1½" S x 2" Spg	5 ½"	Clear	12	7.4	41CV	static pressure @ 72°F
	1050C20-12	12 lb.	1½" S x 2" Spg	5 ½"	Clear	12	7.4	41CV	
	1050C20-15	15 lb.	1½" S x 2" Spg	5 ½"	Clear	12	7.4	41CV	
	1052C20	2 lb.	1½" S x 2" Spg	5 ½"	Clear	12	7.5	41CV	
1055C20	5 lb.	1½" S x 2" Spg	5 ½"	Clear	12	8.0	41CV		

	Part No.	Spring Tension	IPS Size & Connection	Body Length	Color	Pkg. Qty.	Case (lbs.)	Product Class	Specifications
Clear Compact 	S1050C20	¼ lb.	1½" S x 2" Spg	4"	Clear	12	6	41CV	Clear PVC,
	S1050C20-05	½ lb.	1½" S x 2" Spg	4"	Clear	12	6	41CV	1/4 lb. for air blowers
	S1052C20	2 lb.	1½" S x 2" Spg	4"	Clear	12	6	41CV	Rated@ 200 PSI static pressure @ 72°F




ADJUSTABLE SPRING CHECK VALVES — SERIES 1200, 1700

Rated @ 200 PSI Static Pressure @ 72°F




	Part No.	IPS Size & Connection	Spring Tension	Body Length	Color	Pkg. Qty.	Case (lbs.)	Product Class	Specifications
White PVC FPT x FPT  Factory Set at 5 lb.	1205-05	½"	2 - 5 lb.	4 ⅞"	White	20	4.5	41CV	Rated @ 200 PSI
	1205-07	¾"	2½ - 5 lb.	4 ⅞"	White	20	4.5	41CV	static pressure @ 72°F
	1205-10	1"	4 ⅞ - 17 lb.	5 ¼"	White	20	8.5	41CV	Adjusting nut 1½ turn = 1 lb. force.
	1205-12	1¼"	4 - 50 lb.	6 ⅜"	White	15	12.5	41CV	
	1205-15	1½"	3½ - 50 lb.	6 ⅜"	White	15	13.5	41CV	NSF/ANSI 61+372
	1205-20	2"	1¼ - 14½ lb.	9 ¾"	White	10	14.5	41CV	Except: 1205V07
	1203-05	½"	3 lb.	4 ⅞"	White	20	4.5	41CV	
	1205-07-20	¾"	20 lb.	4 ⅞"	White	20	4.5	41CV	
	1205V07	¾" w/ VITON	5 lb.	4 ⅞"	White	20	4.5	41CV	

	Part No.	IPS Size & Connection	Spring Tension	Body Length	Color	Pkg. Qty.	Case (lbs.)	Product Class	Specifications
White PVC SxS 	1225-07	¾"	2½ - 5 lb.	4 ⅞"	White	20	4.5	41CV	Rated @ 200 PSI
	1225-10	1"	4¼ - 17 lb.	5 ¼"	White	20	8.5	41CV	static pressure @ 72°F
	1225-15	1½"	3½ - 50 lb.	6 ⅜"	White	15	13.5	41CV	Adjusting nut 1½ turn = 1 lb. force.
	1228V15	1½"	30 lb.	6 ⅜" w/ VITON	White	15	12.5	41CV	NSF/ANSI 61+372 Except: 1228V15


Note: All dimensions are nominal. All weights are for shipping purposes only. Price (U.S. Dollars) and availability are subject to change.

	Part No.	Spring Tension	IPS Size	Body Length	Color	Pkg. Qty.	Case (lbs.)	Product Class	Specifications
 Factory Set at 5 lb.	1235-05	2 - 4½ lb.	½"	4 ¼"	White	20	4.5	41CV	PVC
	1235-07	2½ - 5 lb.	¾"	4 ½"	White	20	4.5	41CV	Adjusting nut 1½ turn = 1 lb. force.
	1235-10	4¼ - 17 lb.	1"	5 ¼"	White	20	8.5	41CV	NSF/ANSI 61+372
	1235-05-30	30 lb.	½"	4 ¼"	White	20	4.5	41CV	
 Factory Set at 5 lb.	1750-20	1 - 14 lb.	2"	9¾"	White	10	19.0	41CV	PVC
	1753-20	15 - 30 lb.	2"	9¾"	White	10	19.0	41CV	Adjusting nut 1½ turn = 1 lb. force. NSF/ANSI 61+372
 Factory Set at ½ lb.	1171V57	½ lb.	½" S x ¾" MPT	4 ¼"	Black	20	19.0	41CV	Adjusting nut 1½ turn = 1 lb. force Polypropylene w/cap and Viton Seals Not yet rated

ADJUSTABLE IN-LINE SPRING CHECK VALVE

	Part No.	Ref No.	Description	Pkg. Qty.	Product Class	Specifications
  	CV-0500-FF	1100-05	½" ADJ CHECK VALVE - FF	100	41CV	Preset @ approx. 5 lb with EPDM Seal
	CV-0500-FM		½" ADJ CHECK VALVE - FM	100	41CV	
	CV-0500-MF	1101-05	½" ADJ CHECK VALVE - MF	100	41CV	Adjusting nut 1½ turn = 1 lb. force.
	CV-0575-FM		½" x ¾" ADJ CHECK VALVE - FM	100	41CV	
	CV-0750-FF	1100-07	¾" ADJ CHECK VALVE - FF	60	41CV	
	CV-0750-FM	1102-07	¾" ADJ CHECK VALVE - FM	60	41CV	
	CV-0750-MF	1101-07	¾" ADJ CHECK VALVE - MF	60	41CV	
	CV-1000-FF	1100-10	1" ADJ CHECK VALVE - FF	40	41CV	
	CV-1000-FM		1" ADJ CHECK VALVE - FM	40	41CV	
	CV-1000-MF		1" ADJ CHECK VALVE - MF	40	41CV	
	WCV-0750-MF		¾" MIPT x FIPT, White	60	41CV	
	WCV-1000-MF		1" MIPT x FIPT, White	40	41CV	
	UCV-0500-FF		½" UVR ADJ CHECK VALVE - FF	100	41CV	
	UCV-0500-MF		½" UVR ADJ. CHECK VALVE - MF	100	41CV	
	UCV-0750-FF		¾" UVR ADJ CHECK VALVE - FF	60	41CV	
	UCV-0750-MF		¾" UVR ADJ CHECK VALVE - MF	60	41CV	
UCV-1000-FF		1" UVR ADJ CHECK VALVE - FF	40	41CV		

BREAKAWAY COUPLING VALVES








	Part No.	Spring Tension	IPS Size & Connection	Color	Pkg. Qty.	Case (lbs.)	Product Class	Specifications
 To be used on galvanized or iron pipe only.	1010-05-O	—	½" FPT x ½" FPT	Orange	30	3	41CV	Rated @ 150 PSI
	1010-07-O	—	¾" FPT x ¾" FPT	Orange	25	4	41CV	static pressure @ 72°F

SWING CHECK VALVES



SWING CHECK VALVES – SERIES 1500


Rated @ 125 PSI Static Pressure @ 72°F


	Part No.	Ref No.	IPS Size & Connection	Body Length	Color	Pkg. Qty.	Case (lbs.)	Product Class	Specifications
White PVC Compression 	1500-12	KSC-1250-C	1¼" UC x UC	7½"	White	12	5.6	41CV	NSF/ANSI 61+372
	1500-15	KSC-1500-C	1½" UC x UC	7½"	White	12	6.3	41CV	
	1500-20	KSC-2000-C	2" UC x UC	9¾"	White	12	16.0	41CV	
	1500-30	KSC-3000-C	3" UC x UC	14"	White	2	10.0	41CV	
Clear PVC Compression 	1500C15	KSCC-1500-C	1½" UC x UC	7½"	Clear	12	6.3	41CV	Clear PVC
	1500C20	KSCC-2000-C	2" UC x UC	9¾"	Clear	12	16.0	41CV	
White PVC Threaded 	1520-05F	KSC-0500-T	½" FPT x FPT	3½"	White	20	4.0	41CV	PVC NSF/ANSI 61+372
	1520-07F	KSC-0750-T	¾" FPT x FPT	3½"	White	25	5.0	41CV	
	1520-10F	KSC-1000-T	1" FPT x FPT	5⅞"	White	25	10.0	41CV	
	1520-12F	KSC-1250-T	1¼" FPT x FPT	5¼"	White	12	6.9	41CV	
	1520-15F	KSC-1500-T	1½" FPT x FPT	5¾"	White	12	7.0	41CV	
	1520-20F	KSC-2000-T	2" FPT x FPT	6"	White	12	13.0	41CV	
	1520-20ST		2" FPT x S	6"	White	12	13.0	41CV	
White PVC S x S 	1520-05	KSC-0500-S	½" S x S	3½"	White	20	4.0	41CV	PVC NSF/ANSI 61+372 Except: 1520V20
	1520-07	KSC-0750-S	¾" S x S	3½"	White	25	5.0	41CV	
	1520-10	KSC-1000-S	1" S x S	5⅞"	White	25	10.0	41CV	
	1520-12	KSC-1250-S	1¼" S x S	5¼"	White	12	6.9	41CV	
	1520-15	KSC-1500-S	1½" S x S	5¾"	White	12	7.0	41CV	
	1520-20	KSC-2000-S	2" S x S	6"	White	12	13.0	41CV	
	1520-30	KSC-3000-S	3" S x S	9"	White	4	11.0	41CV	
	1520-40	KSC-4000-S	4" S x S	9½"	White	1	3.2	41CV	
	1520V20		2" S x S w/Viton seal	6"	White	12	13.0	41CV	
CPVC 	1520H10		1" S x S	5⅞"	Gray	25	10	41CV	CPVC
	1520H15		1½" S x S	5¾"	Gray	12	7	41CV	
	1520H20		2" S x S	6"	Gray	12	13	41CV	
	1520H30		3" S x S	9"	Gray	4	11	41CV	
	1520H40		4" S x S	9½"	Gray	1	3.2	41CV	
Clear PVC Threaded 	1520C05F	KSCC-0500-T	½" FPT x FPT	3½"	Clear	20	4.0	41CV	Clear PVC NSF/ANSI 61+372
	1520C07F	KSCC-0750-T	¾" FPT x FPT	3½"	Clear	25	5.0	41CV	
	1520C10F	KSCC-1000-T	1" FPT x FPT	5⅞"	Clear	25	10.0	41CV	
	1520C15F	KSCC-1500-T	1½" FPT x FPT	5¾"	Clear	12	7.0	41CV	
	1520C20F	KSCC-2000-T	2" FPT x FPT	6"	Clear	12	13.0	41CV	
Clear PVC S x S 	1520C05	KSCC-0500-S	½" S x S	3½"	Clear	20	4.0	41CV	Clear PVC NSF/ANSI 61+372
	1520C07	KSCC-0750-S	¾" S x S	3½"	Clear	25	5.0	41CV	
	1520C10	KSCC-1000-S	1" S x S	5⅞"	Clear	25	10.0	41CV	
	1520C12	KSCC-1250-S	1¼" S x S	5¼"	Clear	12	6.9	41CV	
	1520C15	KSCC-1500-S	1½" S x S	5¾"	Clear	12	7.0	41CV	
	1520C20	KSCC-2000-S	2" S x S	6"	Clear	12	13.0	41CV	
	1520C30	KSCC-3000-S	3" S x S	9"	Clear	4	11.0	41CV	
	1520C40	KSCC-4000-S	4" S x S	9½"	Clear	1	3.2	41CV	
	1520C15V		1½" S x S w/ Viton seal	5¾"	Clear	12	7.0	41CV	
	1520C20V		2" S x S w/ Viton seal	6"	Clear	12	13.0	41CV	


Note: All dimensions are nominal. All weights are for shipping purposes only. Price (U.S. Dollars) and availability are subject to change.

SWING CHECK VALVES - SERIES 1700

Rated @ 125 PSI Static Pressure @ 72°F


	Part No.	Ref No.	IPS Size & Connection	Body Length	Color	Pkg. Qty.	Case (lbs.)	Product Class	Specifications
White PVC True Union 	1720-07		3/4" U x U	5 1/2"	White	20	9.0	41CV	PVC
	1720-10		1" U x U	6 7/8"	White	20	14.5	41CV	NSF/ANSI 61+372
	1720-15	KSC-1500-SU	1 1/2" U x U	8"	White	12	13.5	41CV	
	1720-20	KSC-2000-SU	2" U x U	9 5/8"	White	12	23.7	41CV	
	1720-30	KSC-3000-SU	3" U x U	12 5/8"	White	6	33.5	41CV	

Clear PVC True Union 	1720C07	KSCC-0750-SU	3/4" U x U	5 1/2"	Clear	20	9.0	41CV	PVC
	1720C10	KSCC-1000-SU	1" U x U	6 7/8"	Clear	20	14.5	41CV	Clearbody with white nuts and tailpieces
	1720C15	KSCC-1500-SU	1 1/2" U x U	8"	Clear	12	13.5	41CV	NSF/ANSI 61+372
	1720C20	KSCC-2000-SU	2" U x U	9 5/8"	Clear	12	23.7	41CV	
	1720C30	KSCC-3000-SU	3" U x U	12 5/8"	Clear	6	33.5	41CV	

	Part No.	Description	Pkg. Qty.	Product Class	Specifications
PVC Low Profile Swing Check Valve 	KSL-0750-S	3/4" IPS HUB x IPS HUB Lo-Profile Swing Check Valve	18	41CV	Rated @ 150 PSI Static Pressure @ 72°F
	KSL-1000-S	1" IPS HUB x IPS HUB Lo-Profile Swing Check Valve	18	41CV	NSF/ANSI 61+372
	KSL-1250-S	1 1/4" IPS HUB x IPS HUB Lo-Profile Swing Check Valve	12	41CV	
	KSL-1500-S	1 1/2" IPS HUB x IPS HUB Lo-Profile Swing Check Valve	12	41CV	
	KSL-2000-S	2" IPS HUB x IPS HUB Lo-Profile Swing Check Valve	8	41CV	


SWING CHECK VALVES WITH SPRING ASSIST

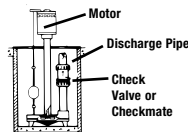
Rated @ 125 PSI Static Pressure @ 72°F


	Part No.	Spring Tension	IPS Size & Connection	Body Length	Color	Pkg. Qty.	Case (lbs.)	Product Class	Specifications
Spring Loaded Swing Check Valve 	1780-20	1/2 lb.	2" UxU	9 5/8"	White	12	23.7	41CV	NSF/ANSI 61+372 PVC

SUMP PUMP VALVES / CHECKMATE

Rated @ 125 PSI Static Pressure @ 72°F


	Part No.	Ref. No.	IPS Size & Connection	Body Length	Check Valve Color	Pkg. Qty.	Case (lbs.)	Product Class	Specifications
Sump Pump Valve 	1400-15		1 1/4" or 1 1/2" UC	5 1/4"	White	12	7.0	41CV	Buna "N" Gaskets are included in both 1 1/4" and 1 1/2" size applications.





Checkmate 	U x S	2200-15	BCX-1500-S	1 1/2" U x S	8"	White	12	20.8	41BV
		2200-15UC		1 1/2" UC x UC	10 3/4"	White	12	25.9	41BV
		2200-15TU		1 1/2" U x U	10 1/2"	White	12	25	41BV
		2200-20	BCX-2000-S	2" U x S	9 3/8"	White	12	30	41BV
		2200C20TU		2" U x U	12 5/8"	Clear	12	36.2	41BV
	U x U	2200-20UC		2" UC x UC	12 5/8"	White	12	37.5	41BV
		2200-20TU		2" U x U	12 3/8"	White	12	36.2	41BV
UC x UC									

POOL DIVERTER VALVE





	Part No.	IPS Size & Connection	Body Length	Color	Pkg. Qty.	Case (lbs.)	Product Class	Specifications
CPVC Three-Way Diverter Valve 	1930-15	1½"		Tan	1	16.8	41PV	Rated @ 125 PSI Static Pressure @ 160°F
	1930-20	2" S & 2½" Spg		Tan	1	19.4	41PV	


PVC Single Union Serviceable 	1350-15	1½" S x S	5½"	White	12	12.0	41BV	Rated @ 150 PSI Static Pressure @ 72°F
	1350-20	2" S x S	6"	White	6	6.0	41BV	
	1351-15	1½" FPT x FPT	5½"	White	12	12.0	41BV	
	1351-20	2" FPT x FPT	6"	White	6	6.0	41BV	

	Part No.	Description	Color	Pkg Qty.	Product Class	Specifications
PVC Single Union Serviceable 	WSU-1520-S	1 1/2"+2" x 1 1/2" +2" IPS HUB and SPIGOT	White	8	42LT	Rated @ 150 PSI Static Pressure @ 72°F



MIP (MOLDED-IN-PLACE) BALL VALVES

Rated @ 150 PSI Static Pressure @ 72°F


	Part No.	IPS Size & Connection	Body Length	Color	Pkg. Qty.	Case (lbs.)	Product Class
MIP Non-Serviceable WHITE  ½" - 2"	E1310-05	½" S x S	3¼"	White	36	6.5	41MV
	E1310-07	¾" S x S	3¾"	White	18	5.9	41MV
	E1310-10	1" S x S	4¼"	White	25	12.4	41MV
	E1310-12	1¼" S x S	4½"	White	12	7.6	41MV
	E1310-15	1½" S x S	5¼"	White	12	11.6	41MV
	E1310-20	2" S x S	5¾"	White	6	9.6	41MV
	E1310-25	2½" S x S	7"	White	6	15	41MV
	E1310-30	3" S x S	8½"	White	2	4	41MV
	E1310-40	4" S x S	9"	White	1	3	41MV
	E1310-60	6" S x S	13"	White	1	5	41MV
 2 ½" - 4"	E1320-05	½" FPT x FPT	3¼"	White	36	6.7	41MV
	E1320-07	¾" FPT x FPT	3¾"	White	18	6.1	41MV
	E1320-10	1" FPT x FPT	4¼"	White	25	13.0	41MV
	E1320-12	1¼" FPT x FPT	4¼"	White	12	8.0	41MV
	E1320-15	1½" FPT x FPT	5½"	White	12	12.0	41MV
	E1320-20	2" FPT x FPT	5¾"	White	6	10.0	41MV
	E1320-25	2½" FPT x FPT	7"	White	6	15	41MV
	E1320-30	3" FPT x FPT	8½"	White	2	4	41MV
	E1320-40	4" FPT x FPT	9"	White	1	3	41MV

MIP Non-Serviceable GRAY 	E1610-05	½" S x S	3¼"	Gray	36	6.5	41MV
	E1610-07	¾" S x S	3¾"	Gray	18	5.9	41MV
	E1610-10	1" S x S	4¼"	Gray	25	12.4	41MV
	E1610-12	1¼" S x S	4½"	Gray	12	7.6	41MV
	E1610-15	1½" S x S	5¼"	Gray	12	11.6	41MV
	E1610-20	2" S x S	5¾"	Gray	6	9.6	41MV
	E1620-05	½" FPT x FPT	3¼"	Gray	36	6.7	41MV
	E1620-07	¾" FPT x FPT	3¾"	Gray	18	6.1	41MV
	E1620-10	1" FPT x FPT	4¼"	Gray	25	13.0	41MV
	E1620-12	1¼" FPT x FPT	4¼"	Gray	12	8.0	41MV
E1620-15	1½" FPT x FPT	5½"	Gray	12	12.0	41MV	
E1620-20	2" FPT x FPT	5¾"	Gray	6	10.0	41MV	

Note: All dimensions are nominal. All weights are for shipping purposes only. Price (U.S. Dollars) and availability are subject to change.


	Part No.	Description	Ctn. Qty.	Product Class	Specifications
PVC Sch80 True Union Serviceable 	BTU-0500-E	1/2" BLK TRUE UNION - EPDM Slip & Threaded	18	42BV	Rated @ 150 PSI Static Pressure @ 72°F NSF/ANSI
	BTU-0500-V	1/2" BLK TRUE UNION - VITON Slip & Threaded	18	42BV	
	BTU-0750-E	3/4" BLK TRUE UNION - EPDM Slip & Threaded	10	42BV	
	BTU-0750-V	3/4" BLK TRUE UNION - VITON Slip & Threaded	10	42BV	
	BTU-1000-E	1" BLK TRUE UNION - EPDM Slip & Threaded	8	42BV	61+372
	BTU-1000-V	1" BLK TRUE UNION - VITON Slip & Threaded	8	42BV	
	BTU-1250-E	1 1/4" BLK TRUE UNION - EPDM Slip & Threaded	4	42BV	UPC (Except Viton)
	BTU-1250-V	1 1/4" BLK TRUE UNION - VITON Slip & Threaded	4	42BV	
	BTU-1500-E	1 1/2" BLK TRUE UNION EPDM Slip & Threaded	4	42BV	
	BTU-1500-V	1 1/2" BLK TRUE UNION - VITON Slip & Threaded	4	42BV	
	BTU-2000-E	2" BLK TRUE UNION - EPDM Slip & Threaded	2	42BV	
	BTU-2000-V	2" BLK TRUE UNION - VITON Slip & Threaded	2	42BV	
	BTU-2500-SE	2 1/2" SLIP EPDM BLK TRUE UNION	1	42BV	
	BTU-2500-SV	2 1/2" IPS HUB x IPS HUB with Viton O'rings	1	42BV	
	BTU-2500-TE	2 1/2" THD EPDM BLK TRUE VALVE	1	42BV	
	BTU-2500-TV	2 1/2" FIPT x FIPT with Viton O'rings	1	42BV	
	BTU-3000-SE	3" SLIP EPDM BLK TRUE UNION	1	42BV	
	BTU-3000-SV	3" IPS HUB x IPS HUB with Viton	1	42BV	
	BTU-3000-TE	3" THD EPDM BLK TRUE UNION	1	42BV	
	BTU-3000-TV	3" FIPT x FIPT with Viton O'rings	1	42BV	
BTU-4000-SE	4" SLIP EPDM BLK TRUE UNION	1	42BV		
BTU-4000-SV	4" IPS HUB x IPS HUB with Viton O'rings	1	42BV		
BTU-4000-TE	4" THD EPDM BLK TRUE UNION	1	42BV		
BTU-4000-TV	4" FIPT x FIPT with Viton O'rings	1	42BV		
PVC Sch80 True Union Handles 	BTU-0500-HL	1/2" Red Blocked True Union Handle	N/A	96MC	Rated @ 150 PSI Static Pressure @ 72°F NSF/ANSI 61+372 UPC
	BTU-0750-HL	3/4" Red Blocked True Union Handle	N/A	96MC	
	BTU-1000-HL	1" Red Blocked True Union Handle	N/A	96MC	
	BTU-1250-HL	1 1/4" Red Blocked True Union Handle	N/A	96MC	
	BTU-1500-HL	1 1/2" Red Blocked True Union Handle	N/A	96MC	
	BTU-2000-HL	2" Red Blocked True Union Handle	N/A	96MC	

PVC LO-TORQUE BALL VALVES




	Part No.	Description	Ctn. Qty.	Product Class	Specifications
PVC Sch80 LO-TORQUE 	LT-0500-S	1/2" LO-TORQUE BALL VALVE SLIP	36	42LT	Rated @ 150 PSI Static Pressure @ 72°F NSF/ANSI
	LT-0500-SV	1/2" LO-TORQUE VALVE VITON SLIP	36	42LT	
	LT-0500-T	1/2" LO-TORQUE VALVE THREADED	36	42LT	
	LT-0500-TSV	1/2" BALL VALVE VITON THD/SLIP	36	42LT	
	LT-0500-TV	1/2" GRAY PVC BALL VALVE VITON	36	42LT	61+372 UPC (Except Viton)
	LT-0750-S	3/4" LO-TORQUE BALL VALVE SLIP	24	42LT	
	LT-0750-SV	3/4" LO-TORQUE BALL VALVE VITON*	24	42LT	
	LT-0750-T	3/4" LO-TORQUE BALL VALVE THD	24	42LT	
	LT-0750-TSV	3/4" BALL VAL VITON THD/ SLIP*	24	42LT	
	LT-0750-TV	3/4" LO-TORQUE BALL VALVE VITON	24	42LT	
	LT-1000-S	1" LO-TORQUE BALL VALVE SLIP	18	42LT	
	LT-1000-SV	1" LO-TORQUE VALVE VITON SLIP	18	42LT	
	LT-1000-T	1" LO-TORQUE BALL VALVE THD	18	42LT	
	LT-1000-TSV	1" LO-TORQUE ISP/SOC VITON	18	42LT	
	LT-1000-TV	1" GRAY PVC BALL VALVE VITON	18	42LT	
	LT-1250-S	1 1/4" LO-TORQUE BALL VALVE SLIP	8	42LT	
	LT-1250-SC	1 1/4" GRAY CPVC BALL VALVE IPS	8	42LT	
	LT-1250-SV	1 1/4" LO-TORQUE VALVE VITON*	8	42LT	
	LT-1250-T	1 1/4" LO-TORQUE BALL VALVE THD	8	42LT	
	LT-1250-TSV	1 1/2" GRAY BALL VALVE VITON	8	42LT	
	LT-1250-TV	1 1/4" GRAY PVC VALVE VITON	8	42LT	
	LT-1500-S	1 1/2" LO-TORQUE BALL VALVE SLIP	6	42LT	
	LT-1500-SV	1 1/2" LO-TORQUE VITON SLP	6	42LT	
	LT-1500-T	1 1/2" LO-TORQUE BALL VALVE THD	6	42LT	
	LT-1500-TSV	1 1/2" BALL VALVE VITON THD/SLP	6	42LT	
	LT-1500-TV	1 1/2" LO-TORQUE BALL VALVE THD	6	42LT	
	LT-2000-S	2" LO TORQUE BALL VALVE SUP	4	42LT	
	LT-2000-SV	2" LO-TORQUE BALL VALVE VIT SLIP	4	42LT	
	LT-2000-T	2" LO-TORQUE BALL VALVE THD	4	42LT	
	LT-2000-TSV	2" PVC BALL VALVE FIPT X SLIP	4	42LT	
LT-2000-TV	2" GRAY PVC BALL VALVE VITON	4	42LT		

LO-TORQUE BALL VALVES






	Part No.	Description	Pkg. Qty.	Product Class	Specifications
PVC Sch40 LO-TORQ 	WLT-0500-S	1/2" SCH 40 LO-TORQUE VALV/SLIP	36	42LT	PVC
	WLT-0500-T	1/2" SCH 40 LO-TORQUE VALVE/THD	36	42LT	Rated @ 150 PSI
	WLT-0750-S	3/4" SCH 40 LO-TORQUE VALVE/ SLIP	24	42LT	Static Pressure @ 72°F
	WLT-0750-T	3/4" SCH 40 LO-TORQUE VALVE/THD	24	42LT	NSF/ANSI 61+372
	WLT-1000-S	1" SCH 40 LO-TORQUE VALVE/SLIP	18	42LT	(Expect Viton)
	WLT-1000-T	1" SCH 40 LO-TORQUE VALVE/THD	18	42LT	UPC
	WLT-1250-S	1 1/4" SCH 40LO-TORQUE VALVE/SLIP	8	42LT	
	WLT-1250-T	1 1/4" SCH40 LO-TORQUE VALVE/THD	8	42LT	
	WLT-1500-S	1 1/2" LO-TORQUE BALL VALVE/SLIP	6	42LT	
	WLT-1500-T	1 1/2" LO-TORQUE BALL VALVE/THD	6	42LT	
	WLT-2000-S	2" SCH 40 LO-TORQUE VALVE/SLIP	4	42LT	
	WLT-2000-T	2" SCH-40 LO-TORQUE VALVE/THD	4	42LT	

ECONOMY BALL VALVES







	Part No.	Description	Pkg. Qty.	Product Class	Specifications
PVC Sch40 Economy Ball Valve WHITE 	EBV-0500-S	1/2" ECONO BALL VALVE SLIP - SCH 40	48	42EB	PVC
	EBV-0500-ST	1/2" ECONO BALL VALVE S X T - SCH 40	36	42EB	Rated @ 150 PSI
	EBV-0500-T	1/2" ECONO BALL VALVE THREADED - SCH 40	48	42EB	Static Pressure @ 72°F
	EBV-0750-S	3/4" ECONO BALL VALVE SLIP - SCH 40	36	42EB	NSF/ANSI 61+372
	EBV-0750-ST	3/4" ECONO BALL VALVE S/T - SCH 40	36	42EB	(Expect Viton)
	EBV-0750-T	3/4" ECONO BALL VALVE THREADED - SCH 40	36	42EB	UPC
	EBV-1000-S	1" ECONO BALL VALVE SLIP - SCH 40	24	42EB	
	EBV-1000-T	1" ECONO BALL VALVE THREADED - SCH 40	24	42EB	
	EBV-1250-S	1 1/4" ECONO BALL VALVE SLIP - SCH 40	8	42EB	
	EBV-1250-T	1 1/4" ECONO BALL VALVE THD - SCH 40	8	42EB	
	EBV-1500-S	1 1/2" ECONO BALL VALVE SLIP - SCH 40	8	42EB	
	EBV-1500-T	1 1/2" ECONO BALL VALVE THD - SCH 40	8	42EB	
	EBV-2000-S	2" ECONO BALL VALVE SLIP - SCH 40	6	42EB	
	EBV-2000-T	2" ECONO BALL VALVE THREADED - SCH 40	6	42EB	
	PVC Sch80 Economy Ball Valve GRAY 	EBVG-0500-S	1/2" GRAY ECONO BALL VALVE SLIP - SCH 80	48	42EB
EBVG-0500-T		1/2" GRAY ECONO BALL VALVE THD - SCH 80	48	42EB	Rated @ 150 PSI
EBVG-0750-S		3/4" GRAY ECONO BALL VALVE SLP - SCH 80	36	42EB	Static Pressure @ 72°F
EBVG-0750-T		3/4" GRAY ECONO BALL VALVE THD - SCH 80	36	42EB	NSF/ANSI 61+372
EBVG-1000-S		1" GRAY ECONO BALL VALVE SLIP - SCH 80	24	42EB	(Expect Viton)
EBVG-1000-T		1" GRAY ECONO BALL VAL THREAD - SCH 80	24	42EB	UPC
EBVG-1250-S		1 1/4" GRAY ECONO BALL VAL SLP - SCH 80	8	42EB	
EBVG-1250-T		1 1/4" GRAY ECONO BALL VAL THD - SCH 80	8	42EB	
EBVG-1500-S		1 1/2" GRAY ECONO BALL VAL SLP - SCH 80	8	42EB	
EBVG-1500-T		1 1/2" GRAY ECONO BALL VAL THD - SCH 80	8	42EB	
EBVG-2000-S		2" GRAY ECONO BALL VALVE SLIP - SCH 80	6	42EB	
EBVG-2000-T		2" GRAY ECONO BALL VALVE THD - SCH 80	6	42EB	
PVC Sch40 Economy Handle BLUE 	EBV-0500-BHL	1/2" Blue Residential Ball Valve Handle	N/A	96MC	
	EBV-0750-BHL	3/4" Blue Residential Ball Valve Handle	N/A	96MC	
	EBV-1000-BHL	1" Blue Residential Ball Valve Handle	N/A	96MC	
	EBV-1500-BHL	1 1/2" Blue Residential Ball Valve Handle	N/A	96MC	
	EBV-2000-BHL	2" Blue Residential Ball Valve Handle	N/A	96MC	

Note: All dimensions are nominal. All weights are for shipping purposes only. Price (U.S. Dollars) and availability are subject to change.



	Part No.	Description	Pkg. Qty.	Product Class	Specifications
PVC Sch40 Gate Valve WHITE 	GVP-0500-S	1/2" PVC SLIP GATE VALVE	24	42GV	PVC Rated @ 150 PSI Static Pressure @ 72°F NSF/ANSI 61+372 (Expect Viton) UPC
	GVP-0500-T	1/2" PVC THREADED GATE VALVE	24	42GV	
	GVP-0750-S	3/4" PVC SLIP GATE VALVE	20	42GV	
	GVP-0750-T	3/4" PVC THREADED GATE VALVE	20	42GV	
	GVP-1000-S	1" PVC SLIP GATE VALVE	16	42GV	
	GVP-1000-T	1" PVC THREADED GATE VALVE	16	42GV	
	GVP-1250-S	1 1/4" PVC SLIP GATE VALVE	8	42GV	
	GVP-1250-T	1 1/4" PVC THREADED GATE VALVE	8	42GV	
	GVP-1500-S	1 1/2" PVC SLIP GATE VALVE	6	42GV	
	GVP-1500-T	1 1/2" PVC THREADED GATE VALVE	6	42GV	
	GVP-2000-S	2" PVC SLIP GATE VALVE	4	42GV	
GVP-2000-T	2" PVC THREADED GATE VALVE	4	42GV		
PVC Sch80 Gate Valve GRAY 	GVG-0500-S	1/2" GRAY PVC SLIP GATE VALVE	24	42GV	PVC Rated @ 150 PSI Static Pressure @ 72°F NSF/ANSI 61+372 (Expect Viton) UPC
	GVG-0500-T	1/2" GRAY PVC THD GATE VALVE	24	42GV	
	GVG-0500-SV	1/2" SLIP PVC GATE VALVE VITON	24	42GV	
	GVG-0500-TV	1/2" THREADED GATE VALVE VITON	24	42GV	
	GVG-0750-S	3/4" GRAY PVC SLIP GATE VALVE	20	42GV	
	GVG-0750-SV	3/4" SLIP GATE VALVE VITON	20	42GV	
	GVG-0750-T	3/4" GRAY PVC THD GATE VALVE	20	42GV	
	GVG-0750-TV	3/4" THREADED GATE VALVE VITON	20	42GV	
	GVG-1000-S	1" GRAY PVC SLIP GATE VALVE	16	42GV	
	GVG-1000-SV	1" SLIP PVC GATE VALVE VITON	16	42GV	
	GVG-1000-T	1" GRAY THD GATE VALVE	16	42GV	
	GVG-1000-TV	1" THREADED GATE VALVE VITON	16	42GV	
	GVG-1250-S	1 1/4" GRAY PVC SLIP GATE VALVE	8	42GV	
	GVG-1250-SV	1 1/4" PVC GATE VALVE VITON	8	42GV	
	GVG-1250-T	1 1/4" GRAY PVC THD GATE VALVE	8	42GV	
	GVG-1250-TV	1 1/4" THREAD GATE VALVE VITON	8	42GV	
	GVG-1500-S	1 1/2" GRAY PVC SLIP GATE VALVE	6	42GV	
	GVG-1500-SV	1 1/2" SLIP PVC GATE VALVE VITON	6	42GV	
	GVG-1500-T	1 1/2" GRAY PVC THD GATE VALVE	6	42GV	
GVG-1500-TV	1 1/2" THREAD GATE VALVE VITON	6	42GV		
GVG-2000-S	2" GRAY PVC SLIP GATE VALVE	4	42GV		
GVG-2000-SV	2" GRAY PVC GATE VALVE VITON	4	42GV		
GVG-2000-T	2" GRAY PVC THD GATE VALVE	4	42GV		
GVG-2000-TV	2" THREADED GATE VALVE VITON	4	42GV		
Acetal Gate Valve BRONZE 	GVL-0500-E	1/2" ACETAL GATE VALVE - EPDM	24	42GV	Acetal Rated @ 150 PSI Static Pressure @ 72°F NSF/ANSI 61+372 (Expect Viton) UPC
	GVL-0500-V	1/2" ACETAL GATE VALVE - VITON	24	42GV	
	GVL-0750-E	3/4" ACETAL GATE VALVE - EPDM	20	42GV	
	GVL-0750-V	3/4" ACETAL GATE VALVE - VITON	20	42GV	
	GVL-1000-E	1" ACETAL GATE VALVE - EPDM	16	42GV	
	GVL-1000-V	1" ACETAL GATE VALVE - VITON	16	42GV	
	GVL-1250-E	1 1/4" ACETAL GATE VALVE - EPDM	8	42GV	
	GVL-1250-V	1 1/4" ACETAL GATE VALVE - VITON	8	42GV	
	GVL-1500-E	1 1/2" ACETAL GATE VALVE - EPDM	6	42GV	
	GVL-1500-V	1 1/2" ACETAL GATE VALVE - VITON	6	42GV	
	GVL-2000-E	2" ACETAL GATE VALVE - EPDM	4	42GV	
GVL-2000-V	2" ACETAL GATE VALVE - VITON	4	42GV		

PVC UNIONS SCH 80





	Part No.	Description	Color	Pkg. Qty.	Product Class	Specifications
SCH80 UNION SLIP x SLIP 	U-0500-S	1/2" PVC SCH 80 UNION SLIP	Gray	48	42UN	PVC Rated @ 150 PSI @ 72°F NSF/ANSI 61+372 UPC (1/2-2")
	U-0750-S	3/4" PVC SCH 80 UNION SLIP	Gray	24	42UN	
	U-1000-S	1" PVC SCH 80 UNION SLIP	Gray	18	42UN	
	U-1250-S	1 1/4" PVC SCH 80 UNION SLIP	Gray	12	42UN	
	U-1500-S	1 1/2" PVC SCH 80 UNION SLIP	Gray	12	42UN	
	U-2000-S	2" PVC SCH 80 UNION SLIP	Gray	6	42UN	
	U-2500-S	2 1/2" GRAY PVC SLIP UNION	Gray	4	42UN	
	U-3000-S	3" GRAY PVC SLIP UNION	Gray	2	42UN	
	U-4000-S	4" GRAY PVC SLIP UNION	Gray	2	42UN	
	SCH80 UNION FTP x FTP 	U-0500-T	1/2" PVC SCH 80 UNION/THREADED	Gray	48	
U-0750-T		3/4" PVC SCH 80 UNION/THREADED	Gray	24	42UN	
U-1000-T		1" PVC SCH 80 UNION-THREADED	Gray	18	42UN	
U-1250-T		1 1/4" PVC SCH 80 UNION/THREAD	Gray	12	42UN	
U-1500-T		1 1/2" PVC SCH 80 UNION/THREAD	Gray	12	42UN	
U-2000-T		2" PVC SCH 80 UNION/THREADED	Gray	6	42UN	
U-2500-T		2 1/2" GRAY PVC THREADED UNION	Gray	4	42UN	
U-3000-T		3" GRAY PVC THREADED UNION	Gray	2	42UN	
U-4000-T		4" GRAY PVC THREADED UNION	Gray	2	42UN	
SCH80 UNION SLIP x MPT 		U-0500-SM	1/2" SCH 80 UNION SLIP X MIPT	Gray	48	42UN
	U-0750-SM	3/4" SCH 80 UNION SLIP X MIPT	Gray	24	42UN	
	U-1000-SM	1" SCH 80 UNION SLIP X MIPT	Gray	18	42UN	
	U-1250-SM	1 1/4" SCH 80 UNION SLIP X MIPT)	Gray	12	42UN	
	U-1500-SM	1 1/2" SCH 80 UNION SLIPX MIPT	Gray	8	42UN	
	U-2000-SM	2" SCH 80 UNION SLIP X MIPT	Gray	6	42UN	
SCH80 UNION FPT x MPT 	U-0500-TM	1/2" SCH 80 UNION FIPT X MIPT	Gray	48	42UN	
	U-0750-TM	3/4" SCH 80 UNION FIPT X MIPT	Gray	24	42UN	
	U-1000-TM	1" SCH 80 UNION FIPT X MIPT	Gray	18	42UN	
	U-1250-TM	1 1/4" SCH 80 UNION FIPT X MIPT	Gray	12	42UN	
	U-1500-TM	1 1/2" SCH 80 UNION FIPTX MIPT	Gray	8	42UN	
	U-2000-TM	2" SCH 80 UNION FIPT X MIPT	Gray	6	42UN	
SCH80 UNION SLIP x SLIP VITON O-RING 	U-0500-SV	1/2" SCH 80 SLIP VITON UNION	Gray	48	42UN	
	U-0750-SV	3/4" SCH 80 SLIP VITON UNION	Gray	24	42UN	
	U-1000-SV	1" SCH 80 SLIP VITON UNION	Gray	18	42UN	
	U-1250-SV	1 1/4" SCH 80 SLIP VITON UNION	Gray	12	42UN	
	U-1500-SV	1 1/2" SCH 80 SLIP VITON UNION	Gray	12	42UN	
	U-2000-SV	2" SCH 80 SLIP VITON UNION	Gray	6	42UN	
	U-2500-SV	2 1/2" GRAY UNION SLIP- VITON	Gray	4	42UN	
	U-3000-SV	3" GRAY PVC UNION SLIP -VITON	Gray	2	42UN	
	U-4000-SV	4" GRAY PVC UNION SLIP-VITON	Gray	2	42UN	
	SCH80 UNION FPT x FPT VITON O-RING 	U-0500-TV	1/2" SCH 80 THRD VITON UNION	Gray	48	
U-0750-TV		3/4" SCH 80 THRD VITON UNION	Gray	24	42UN	
U-1000-TV		1" SCH 80 THRD VITON UNION	Gray	18	42UN	
U-1250-TV		1 1/4" SCH 80 THD VITON UNION	Gray	12	42UN	
U-1500-TV		1 1/2" SCH 80 THRD VITON UNION	Gray	12	42UN	
U-2000-TV		2" SCH 80 THRD VITON UNION	Gray	6	42UN	
U-2500-TV		2 1/2" GRAY UNION THD -VITON	Gray	4	42UN	
U-3000-TV		3" GRAY PVC UNION THD-VITON	Gray	2	42UN	
U-4000-TV		4" GRAY PVC UNION THD-VITON	Gray	2	42UN	

PVC UNIONS SCH 40

	Part No.	Description	Color	Pkg. Qty.	Product Class	Specifications
SCH40 UNION SLIP x SLIP 	WU-0500-S	1/2" PVC SCH 40 UNION SLIP	White	48	42UN	PVC Rated @ 150 PSI @ 72°F NSF/ANSI 61+372 UPC
	WU-0750-S	3/4" PVC SCH 40 UNION SLIP	White	24	42UN	
	WU-1000-S	1" PVC SCH 40 UNION SLIP	White	18	42UN	
	WU-1250-S	1 1/4" PVC SCH 40 UNION SLIP	White	12	42UN	
	WU-1500-S	1 1/2" PVC SCH 40 UNION SLIP	White	12	42UN	
	WU-2000-S	2" PVC SCH 40 UNION SLIP	White	6	42UN	
SCH40 UNION FPT x FPT 	WU-0500-T	1/2" PVC SCH 40 UNION THREADED	White	48	42UN	
	WU-0750-T	3/4" PVC SCH 40 UNION THREADED	White	24	42UN	
	WU-1000-T	1" PVC SCH 40 UNION THREADED	White	18	42UN	
	WU-1250-T	1 1/4" PVC SCH 40 UNION THD.	White	12	42UN	
	WU-1500-T	1 1/2" PVC SCH 40 UNION THREAD	White	12	42UN	
	WU-2000-T	2" PVC SCH 40 UNION THREADED	White	6	42UN	


Note: All dimensions are nominal. All weights are for shipping purposes only. Price (U.S. Dollars) and availability are subject to change.


	Part No.	IPS Size	Color	Pkg. Qty.	Case (lbs.)	Product Class	Specifications
Cap	23-25T	2½" FPT x ¾" FPT	Gray	15	8.0	41UN	
							
	22-040	4" Sewer cleanout	Black	6	10.0	41UN	
							

SADDLES

FLO-TAP™ HOT/WET TAPS FOR PVC PIPE

Rated @ 200 PSI Static Pressure @ 72°F



	Part No.	Pipe Size	Branch Size & Connection	Color	Pkg. Qty.	Case (lbs.)	Product Class	Specifications
For PVC Pipes ¾" and 1" Service Lines	3115	1½"	¾" S x 1" Spg	Gray	5	5.5	41FS	PVC Type II
	3120	2"	¾" S x 1" Spg	Gray	5	6.0	41FS	
	3125	2½"	¾" S x 1" Spg	Gray	5	6.0	41FS	
	3130	3"	¾" S x 1" Spg	Gray	5	11.0	41FS	
	3140	4"	¾" S x 1" Spg	Gray	5	11.0	41FS	
	3160	6"	¾" S x 1" Spg	Gray	5	13.0	41FS	
								

	Part No.	Pipe Size	Branch Size & Connection	Color	Pkg. Qty.	Case (lbs.)	Product Class	Specifications
For PVC Pipes 1 ½" and 2" Service Lines	3220	2"	1½" S x 2" Spg	Gray	5	9.5	41FS	PVC Type II
	3225	2½"	1½" S x 2" Spg	Gray	5	9.5	41FS	
	3230	3"	1½" S x 2" Spg	Gray	5	15.0	41FS	
	3240	4"	1½" S x 2" Spg	Gray	5	14.0	41FS	
	3260	6"	1½" S x 2" Spg	Gray	5	20.0	41FS	
	3280	8"	1½" S x 2" Spg	Gray	5	25.0	41FS	
								


CLAMP-IT™ SADDLES

	Part No.	IPS Pipe Size	IPS Tap Size & Connection	Color	Pkg. Qty.	Case (lbs.)	Product Class	Specifications
	For Poly Pipe IPS Pipe Sizes — PVC-IPS Fixed Outlet							
	321507P	1½"	¾" FPT	Gray	25	9.0	41FS	For polyethylene tubing main line Pressure Rated @ 125 PSI @ 72°F NSF/ANSI 61, ANNEX G PVC Type II
	321510P	1½"	1" FPT	Gray	25	9.0	41FS	
	331510P	1½"	1" S	Gray	25	9.0	41FS	
	322010P	2"	1" FPT	Gray	25	9.0	41FS	
	332007P	2"	¾" S	Gray	25	9.0	41FS	
	332010P	2"	1" S	Gray	25	9.0	41FS	
	325010P	2½"	1" FPT	Gray	25	11.0	41FS	
	353010P	3"	1" S	Gray	15	10.0	41FS	
	344007P	4"	¾" FPT	Gray	15	8.0	41FS	
	For PVC IPS Pipe Sizes — PVC-IPS Fixed Outlet							
	421507	1½"	¾" FPT	Gray	5	4.0	41FS	
	421510	1½"	1" FPT	Gray	5	4.5	41FS	
	422007	2"	¾" FPT	Gray	5	4.5	41FS	
	422010	2"	1" FPT	Gray	5	4.5	41FS	
	422012	2"	1¼" FPT	Gray	5	5.0	41FS	
	422015	2"	1½" FPT	Gray	5	5.0	41FS	
	432007	2"	¾" S	Gray	5	4.5	41FS	
	432010	2"	1" S	Gray	5	4.5	41FS	
	432012	2"	1¼" S	Gray	5	4.5	41FS	
	432015	2"	1½" S	Gray	5	5.0	41FS	
	422507	2½"	¾" FPT	Gray	5	5.0	41FS	
	422510	2½"	1" FPT	Gray	5	5.0	41FS	
	422515	2½"	1½" FPT	Gray	5	5.0	41FS	
	422520	2½"	2" FPT	Gray	5	5.0	41FS	
	432510	2½"	1" S	Gray	5	5.0	41FS	
	432515	2½"	1½" S	Gray	5	5.0	41FS	
	432520	2½"	2" S	Gray	5	5.0	41FS	
	443007	3"	¾" FPT	Gray	5	8.0	41FS	
	443010	3"	1" FPT	Gray	5	8.0	41FS	
	443012	3"	1¼" FPT	Gray	5	8.5	41FS	
	443015	3"	1½" FPT	Gray	5	8.5	41FS	
	443020	3"	2" FPT	Gray	5	8.5	41FS	
	453007	3"	¾" S	Gray	5	8.0	41FS	
	453010	3"	1" S	Gray	5	8.0	41FS	
	453012	3"	1¼" S	Gray	5	8.0	41FS	
	453015	3"	1½" S	Gray	5	8.5	41FS	
	453020	3"	2" S	Gray	5	8.5	41FS	
	444007	4"	¾" FPT	Gray	5	9.5	41FS	
	444010	4"	1" FPT	Gray	5	9.5	41FS	
	444012	4"	1¼" FPT	Gray	5	10.0	41FS	
	444015	4"	1½" FPT	Gray	5	10.0	41FS	
444020	4"	2" FPT	Gray	5	10.0	41FS		
454007	4"	¾" S	Gray	5	9.5	41FS		
454010	4"	1" S	Gray	5	9.5	41FS		
454015	4"	1½" S	Gray	5	9.5	41FS		
454020	4"	2" S	Gray	5	9.5	41FS		
446007	6"	¾" FPT	Gray	5	12.0	41FS		
446010	6"	1" FPT	Gray	5	12.0	41FS		
446012	6"	1¼" FPT	Gray	5	12.0	41FS		
446015	6"	1½" FPT	Gray	5	12.5	41FS		
446020	6"	2" FPT	Gray	5	12.5	41FS		
456010	6"	1" S	Gray	5	11.5	41FS		
456015	6"	1½" S	Gray	5	12.0	41FS		
456020	6"	2" S	Gray	5	12.0	41FS		
448007	8"	¾" FPT	Gray	5	17.0	41FS		
448010	8"	1" FPT	Gray	5	17.0	41FS		
448015	8"	1½" FPT	Gray	5	17.0	41FS		
448020	8"	2" FPT	Gray	5	17.0	41FS		
458015	8"	1½" S	Gray	5	17.0	41FS		
458020	8"	2" S	Gray	5	17.0	41FS		

Note: All dimensions are nominal. All weights are for shipping purposes only. Price (U.S. Dollars) and availability are subject to change.

	Part No.	Description	Color	Pkg. Qty.	Product Class	Specifications	
PVC Sch80 Swing Assembly 	TSA-0500-BB	1/2" TRIPLE SWING (BSP X BSP)	Gray	60	42TS	PVC Rated at 315 PSI @ 72°F	
	TSA-0500-CT	1/2" Socket x MIPT Thread Triple Swing Assembly	Gray	60	42TS		
	TSA-0500-SC	1/2" STD Spigot x Socket Triple Swing Assembly	Gray	60	42TS		
	TSA-0500-ST	1/2" TRIPLE SWING ASSM S X M	Gray	60	42TS		
	TSA-0500-TT	1/2" TRIPLE SWING ASSM M X M	Gray	60	42TS		
	TSA-0750-BB	3/4" TRIPLE SWING (BSP X BSP)	Gray	50	42TS		
	TSA-0750-CT	3/4" TRIPLE SWING SCKT X MIPT	Gray	50	42TS		
	TSA-0750-LT	3/4" TRP SWING LONG SPGT/MIPT	Gray	50	42TS		
	TSA-0750-SC	3/4" TRIPLE SWING ASSM S X S	Gray	50	42TS		
	TSA-0750-ST	3/4" TRIPLE SWING ASSM S X M	Gray	50	42TS		
	TSA-0750-TT	3/4" TRIPLE SWING ASSM M X M	Gray	50	42TS		
	TSA-1000-BA	1" TRIPLE SWING ASSM BSP X ACME	Gray	25	42TS	PVC Rated at 315 PSI @ 72°F	
	TSA-1000-BB	1" TRIPLE SWING (BSP X BSP)	Gray	25	42TS		
	TSA-1000-CR	1" TRIPLE SWING (SLIP X MIPT)	Gray	25	42TS		
	TSA-1000-CT	1" TRIPLE SWING (SCKT X MIPT)	Gray	25	42TS		
	TSA-1000-LT	1" TRP SWING LONG SPGT X MIPT	Gray	25	42TS		
	TSA-1000-SA	1" TRIPLE SWING S X ACME THD	Gray	25	42TS		
	TSA-1000-SC	1" TRIPLE SWING ASSM S X S	Gray	25	42TS		
	TSA-1000-ST	1" TRIPLE SWING ASSM S X M	Gray	25	42TS		
	TSA-1000-TT	1" TRIPLE SWING ASSM M X M	Gray	25	42TS		
	TSA-1250-ST	1 1/4" TRIPLE SWING ASSM S X M	Gray	15	42TS		
	TSA-1250-TA	1 1/4" TRP SWING M X ACME THD	Gray	15	42TS		
	TSA-1250-TT	1 1/4" TRIPLE SWING ASSM M X M	Gray	15	42TS		
	TSA-1500-BA	1 1/2" SWING ASSM BSP X ACME	Gray	15	42TS		
	TSA-1500-BB	1 1/2" TRP SWING (BSP X BSP)	Gray	15	42TS		
	TSA-1500-LT	1 1/2" TRP SWG LG.SP GT X MIPT	Gray	15	42TS		
	TSA-1500-SA	1 1/2" TRP SWING S X ACME	Gray	15	42TS		
	TSA-1500-SB	1 1/2" TRIPLE SWING SPGT X BSP	Gray	15	42TS		
	TSA-1500-SC	1 1/2" TRIPLE SWING ASSM S X S	Gray	15	42TS		
	TSA-1500-ST	1 1/2" TRIPLE SWING ASSM S X M	Gray	15	42TS		
	TSA-1500-TA	1 1/2" TRP SWING M X ACME THD	Gray	15	42TS		
	TSA-1500-TT	1 1/2" TRIPLE SWING ASSM M X M	Gray	15	42TS		
	TSA-1512-BA	1 1/2" X 1 1/4" ASSM BSP X ACME	Gray	15	42TS		
	TSA-1512-ST	1 1/2" X 1 1/4" SPIGOT X MIPT	Gray	15	42TS		
	TSA-1512-TT	1 1/2" X 1 1/4" (MIPT X MIPT)	Gray	15	42TS		
PVC Sch40 Swing Assembly 	WSA-0500-TT	1/2" WHITE TRIP SWING (T X T)	White	60	42TS		PVC Rated at 315 PSI @ 72°F
	WSA-0750-TT	3/4" WHITE TRIP SWING (T X T)	White	50	42TS		
	WSA-1000-ST	WHT 1" TRIPLE SWING ASSM S X M	White	25	42TS		
	WSA-1000-TT	1" WHITE TRIPLE SWING (TXT)	White	25	42TS		











ECONOMY SWING JOINTS

	Part No.	Description	Color	Pkg. Qty.	Product Class	Specifications	
PVC/Poly Econo Swing Joints 	TSE-0500-6	1/2" X 6" MIPT X MIPT	Black	100	42TS	Rated at 70 PSI @ 72°F	
	TSE-0500-6R	1/2" X 6" MIPT x MIPT	Black	50	42TS		
	TSE-0500-12	1/2" X 12" MIPT X MIPT	Black	50	42TS		
	TSE-0500-12R	1/2" X 12" MIPT x MIPT	Black	50	42TS		
	TSE-0507-6	1/2" X 3/4" x 6" MIPT x MIPT	Black	50	42TS		
	TSE-0507-6R	1/2" X 3/4" x 6" MIPT x MIPT	Black	50	42TS		
	TSE-0507-12	1/2" X 3/4" x 12" MIPT x MIPT	Black	50	42TS		
	TSE-0507-18	1/2" X 3/4" x 18" MIPT x MIPT	Black	50	42TS		
	TSE-0750-6	3/4" x 6" MIPT x MIPT	Black	50	42TS		
	TSE-0750-6R	3/4" X 6" MIPT x MIPT	Black	50	42TS		
	TSE-0750-12	3/4" x 12" MIPT x MIPT	Black	50	42TS		
	TSE-0750-12R	3/4" x 12" MIPT x MIPT	Black	50	42TS		

**R" Indicates Additional Inlet Elbow


LANDSCAPE SPRINKLER PRODUCTS




	Part No.	Description	Ctn. Qty.	Product Class	Specifications
Cut-Off Risers 	FCO-0500	1/2" X 6" FLEX CUT OFF	50	42LS	Rated at 70 PSI @ 72°F
	FCO-0750-R	1/2" x 3/4" x 6" MIPT x MIPT Flex-Cut Off	500	42LS	
	MCO-0500	1/2" x 6" MIPT x MIPT Multi-Cut Off	500	42LS	
	MCO-0500-12	1/2" x 12" MIPT x MIPT Multi-Cut Off	250	42LS	
	MCO-0750	3/4" x 6" MIPT x MIPT Multi-Cut Off	500	42LS	
	MCO-0750-R	1/2" x 3/4" x 6" MIPT x MIPT Multi-Cut Off	500	42LS	
Flex Vinyl Nipples 	FDN-0500-3	1/2" X 3" MIPT X MIPT Flexible Vinyl Nipple	500	42LS	Rated at 70 PSI @ 72°F
	FDN-0500-4	1/2" X 4" MIPT X MIPT Flexible Vinyl Nipple	500	42LS	
	FDN-0500-4F	1/2" x 3" FIPT x MIPT Flexible Vinyl Nipple	500	42LS	
	FDN-0500-6	1/2" X 6" MIPT X MIPT Flexible Vinyl Nipple	500	42LS	
	FDN-0500-6F	1/2" x 6" FIPT x MIPT Flexible Vinyl Nipple	500	42LS	
Flex Risers 	FR-0500-4	1/2" x 4" MIPT x MIPT Flex-Riser	100	42LS	Rated at 70 PSI @ 72°F
	FR-0500-4F	1/2" x 4" MIPT x FIPT Flex-Riser	100	42LS	
	FR-0500-6	1/2" x 6" MIPT x MIPT Flex-Riser	100	42LS	
	FR-0500-6F	1/2" x 6" MIPT x FIPT Flex-Riser	100	42LS	
	FR-0500-PU	1/2" MIPT x SHANK x MIPT Flex-Riser	100	42LS	
	FR-0750-6	3/4" x 6" MIPT x MIPT Flex-Riser	50	42LS	
	FR-1000-7	1" x 7" MIPT x MIPT Flex-Riser	25	42LS	
Riser Extension 	RE-0500-05	1/2" X 1/2" FIPT x MIPT Riser Extension	300	42LS	Rated at 70 PSI @ 72°F
	RE-0500-1	3/4" X 1" FIPT x MIPT Riser Extension	300	42LS	
Cut-Off Riser Extension 	CRE-0500-3	1/2" x 3" FIPT x MIPT Cut-Off Riser Extension	200	42LS	Rated at 70 PSI @ 72°F
	CRE-0750-4	3/4" x 4" FIPT x MIPT Cut-Off Riser Extension	200	42LS	
Street Elbows 	STL-0500	1/2" 90° FIPT x MIPT Street Elbow	1600	42LS	Rated at 70 PSI @ 72°F
	STL-0750	3/4" 90° FIPT x MIPT Street Elbow	1000	42LS	
FlexEE Pipe + Fittings 	FP-0490	FLEXEE PIPE (SOLD IN 100' COIL)	1	42LS	Rated at 70 PSI @ 72°F
	FPA-0500	FLEXEE PIPE ADAPT.490BARBX1/2"	50	42LS	
	FPA-0750	3/4" FLEXee Pipe Adapter	250	42LS	
	FPC-0490	.49" FLEXee Pipe Connector	250	42LS	
	FPE-0500	1/2" FLEXee Pipe Elbow	400	42LS	
	FPE-0750	3/4" FLEXee Pipe Elbow	250	42LS	
	FPT-0500	1/2" FLEXee Pipe Tee	500	42LS	
Shrub Adapter 	SAM-0500	1/2" MALE SPRINKLER ADAPTER	50	42LS	Rated at 70 PSI @ 72°F
Anti-Freeze Drain Valve 	AFD-0500	1/2" x 1/2" MIPT x Screen Anti-Freeze Drain Valve	200	42LS	Rated at 70 PSI @ 72°F
	AFD-0750	3/4" x 1/2" MIPT x Screen Anti-Freeze Drain Valve	200	42LS	
Head-Lok 	HL-0500	1/2" FIPT x MIPT Head-Lok	100	42LS	Rated at 70 PSI @ 72°F
	HL-0750	3/4" FIPT x MIPT Head-Lok	100	42LS	

* STUB WRENCH RISER EXTRACTOR TOOL AVAILABLE (SEE PAGE 3)


Note: All dimensions are nominal. All weights are for shipping purposes only. Price (U.S. Dollars) and availability are subject to change.

	Part No.	Description	Color/Material	Ctn. Qty.	Product Class	Specifications
ACETAL + PVC Hose Bibbs 	HB-0500-RHLBG	1/2" Small Valve Replacement Handle	Bronze/Acetal	60	42SV	Acetal/PVC
	HBF-0500-T	1/2" HOSE BIBB 45 FEM INL	Bronze/Acetal	36	42SV	150 PSI @ 72°F
	HBF-0750-T	3/4" HOSE BIBB 45 FEM INL	Bronze/Acetal	36	42SV	NSF/ANSI 61+372
	HBM-0500-T	1/2" HOSE BIBB 45 MALE	Bronze/Acetal	36	42SV	UPC
	HBM-0750-NL	3/4" HOSE BIBB ACET - NO LABEL	Bronze/Acetal	36	42SV	
	HBM-0750-T	3/4" HOSE BIBB 45 MALE INL	Bronze/Acetal	36	42SV	
	THBM-0500-T	1/2" HBM WITH T HANDLE	Bronze/Acetal	36	42SV	
	THBM-0750-T	3/4" HBM WITH T HANDLE	Bronze/Acetal	36	42SV	
	WHBM-0500-T	1/2" WHITE PVC HOSE BIBB	White/PVC	36	42SV	
	WHBM-0750-T	3/4" WHITE PVC HOSE BIBB	White/PVC	36	42SV	


SINK FAUCETS

	Part No.	Description	Color	Ctn. Qty.	Product Class	Specifications
ACETAL Sink Faucet 	SFT-0500-T	1/2" SINK FAUCET W/ HOSE END	Bronze/Acetal	36	42SV	Acetal
	SFT-0750-T	3/4" SINK FAUCET W/HOSE END	Bronze/Acetal	36	42SV	150 PSI @ 72°F NSF/ANSI 61+372 UPC


EVAPORATIVE COOLER VALVE

	Part No.	Description	Color	Ctn. Qty.	Product Class	Specifications
ACETAL Evaporative Cooler Valve 	ECV-0750-T	3/4" ACETAL EVAPORATIVE COOLER VALVE	Bronze/Acetal	36	42SV	Acetal 150 PSI @ 72°F NSF/ANSI 61+372 UPC

STOP VALVES


	Part No.	Description	Color	Ctn. Qty.	Product Class	Specifications
ACETAL + PVC Stop Valves 	SCP-0500-S	1/2" PVC COMP STOP VALVE - SLIP	White/PVC	36	42SV	Acetal/PVC
	SCP-0750-S	3/4" PVC COMP STOP VALVE - SLIP	White/PVC	36	42SV	150 PSI @ 72°F
	SCL-0500-T	1/2" ACETAL COMP STP VALVE THD	Bronze/Acetal	36	42SV	NSF/ANSI 61+372
	SCL-0750-T	3/4" ACETAL COMP STP VALVE THD	Bronze/Acetal	36	42SV	UPC

STOP WASTE VALVES


	Part No.	Description	Color	Ctn. Qty.	Product Class	Specifications
ACETAL + PVC Stop & Waste Valves 	SWL-0500-T	1/2" ACETAL COMP STOP WASTE	Bronze/Acetal	36	42SV	Acetal/PVC
	SWL-0750-T	3/4" ACETAL COMP STOP WASTE	Bronze/Acetal	36	42SV	150 PSI @ 72°F
	SWP-0500-S	1/2" PVC COMP STOP/WASTE VALVE	White/PVC	36	42SV	NSF/ANSI 61+372
	SWP-0750-S	3/4" PVC COMP STOP/WASTE VALVE	White/PVC	36	42SV	UPC

BOILER DRAINS




	Part No.	Description	Color/Material	Ctn. Qty.	Product Class	Specifications
ACETAL + PVC Boiler Drains 	BDF-0500-T	1/2" ACETAL FEM INL BOILER DRN	Bronze/Acetal	36	42SV	Acetal/PVC
	BDF-0750-T	3/4" ACETAL FEM INL BOILER DRN	Bronze/Acetal	36	42SV	150 PSI @ 72°F
	BDM-0500-T	1/2" ACETAL BOILER DRAIN-UPC	Bronze/Acetal	36	42SV	NSF/ANSI 61+372
	BDM-0750-T	3/4" ACETAL MALE INL BOIL DRN	Bronze/Acetal	36	42SV	UPC
	TBDF-0500-T	1/2" T-HANDLE FEM. BOILER DRN	Bronze/Acetal	36	42SV	
	WBDM-0500-T	1/2" WHITE PVC MALE BOILER DRN	White/PVC	36	42SV	
	WBDM-0750-T	3/4" WHITE PVC MALE BOILER DRN	White/PVC	36	42SV	

SILLCOCKS

	Part No.	Description	Color/Material	Ctn. Qty.	Product Class	Specifications
Flange Valve 	SCF-0500-T	1/2" SILLCOCK FIPT X MHT	Bronze/Acetal	36	42SV	Acetal
	SCF-0750-T	3/4" SILLCOCK FIPT X MHT	Bronze/Acetal	36	42SV	150 PSI @ 72°F NSF/ANSI 61+372 UPC

DRUM FAUCETS

	Part No.	Description	Color/Material	Ctn. Qty.	Product Class	Specifications
Drum Faucet 	DF-0750-T	3/4" POLY DRUM & BARREL FAUCET	White/Polyethylene	60	42SV	Polyethylene
	DF-2000-T	2" POLY DRUM & BARREL FAUCET	Bronze/Polyethylene	6	42SV	Not Pressure Rated

Note: All dimensions are nominal. All weights are for shipping purposes only. Price (U.S. Dollars) and availability are subject to change.

TECHNICAL DATA

NDS requires that the local and state plumbing codes be reviewed and understood prior to installing any of Flo Control's products. These codes will provide proper installation procedures.

1. PVC MATERIAL SPECIFICATION PVC Type I, Grade I, Cell Class 12454-B meeting requirements of ASTM D-1784-03 is used in the manufacturing of all fittings recommended for use of potable cold water (see chart C for temperature vs. pressure). Not recommended for use on systems exceeding 100 psi at 120 degrees F.

2. PVC MATERIAL SPECIFICATION PVC Type II, Cell Class NSF14333 of ASTM D-1784 is used in manufacturing of fittings that require more chemical, heat, and impact resistance than PVC I.

3. CPVC MATERIAL SPECIFICATION CPVC Type IV, Grade I, Cell Class 23447-B meeting requirements of ASTM D-1784-03 is used in the manufacturing of all fittings recommended for use on potable Hot Water Systems in accordance with ASTM D-2846-73. Not recommended for use on systems that will exceed 100 psi at 180 degrees F.

4. BUNA-N SEALS are in accordance with ASTM D-2000. It is generally resistant to many hydrocarbons, fats, oils, greases, hydraulic fluids and chemicals. It is generally attacked by Ozone, Ketones, Esters, Aldehydes, chlorinated and nitro hydrocarbons. Reference chemical resistance under NBR (Nitrile) Elastomers for specific listings.

5. EPDM O-RINGS This o-ring material is made of high quality EPDM (Ethylene Propylene Copolymer) which is in accordance with ASTM D-2000. EPDM has exceptionally good weather aging and ozone resistance, excellent water and chemical resistance, and excellent aging resistance for most applications. EPDM is a polymer where oil and solvent resistance is poor. However, it is fairly good in ketones and alcohols. Reference chemical resistance under EPDM, EPT, or EPR Elastomers for specific listings.

6. VITON O-RINGS This o-ring material exhibits a broad range of chemical resistance; petroleum oils, silicone, grease, etc. We recommend you refer to a chemical resistance chart for specific applications. Maximum recommended service temperature is 400 F.

7. DOUBLE SEAL of standard compression fitting. A compressive action is created as the cap is tightened squeezing the Buna-N seals into the tapered recessed areas of the cap and body. This process creates a highly concentrated pressure at the two "double seal" points, thus providing positive protection against leakage. (See Figure A)

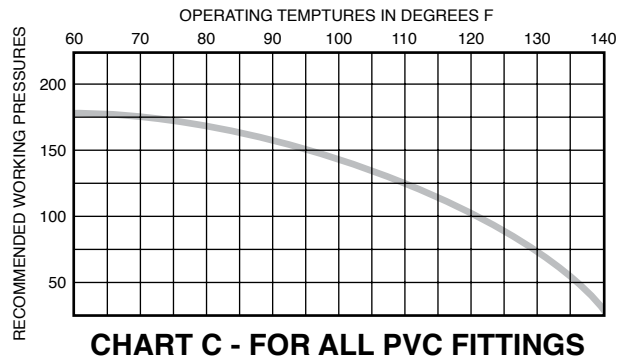
8. ACME THREAD General purpose 10 pitch and 5 pitch Acme thread on Compression Cap section, eliminates the possibility of cross threading. This smooth running design prevents binding or galling as is often experienced in standard tapered threads.

9. SPRINGS Series 300 Stainless Steel.

INFORMATION

UPC #6-70686-

TEMPERATURE VARIATION AND WORKING PRESSURE CHART



IMPORTANT

Non shock valves manufactured from PVC Type 1 material

WATER HAMMER – NDS requires that all PVC plastic piping systems be designed and constructed to **AVOID EXCESSIVE WATER HAMMER**. Water hammer can cause damage, and failure to pipe, valves, and fittings within the piping system. Not recommended in any shock applications.

NDS **DOES NOT RECOMMEND** the use of thermoplastic piping products for systems to transport or store compressed air or gases, or the testing of thermoplastic piping systems with compressed air or gases in above and below ground locations. The use of our product in exposed, compressed air or gas systems automatically voids our warranty for such products and its use against our recommendations is entirely the responsibility and liability of the installer.

NDS will not accept responsibility for damage or impairment of its products, or other consequential or incidental damages caused by misapplication, incorrect assembly, and/or exposure to harmful substances or conditions. See warranty on back cover.

Check valves may be suitable for usage on grinder pump installations, provided the maximum recommended flow velocities through Flo Control plastic valves are not exceeded (pg. 21), the grinder pump system is inspected for proper usage, and on a preventative maintenance schedule. Note that excessive chemical contact and backpressure will cause the check valve gasket to deteriorate at a premature rate. Also, placing the check valve horizontal or at a 45° angle, instead of a vertical position, is recommended. Please follow local code guidelines.

CLAMP-IT™ / FLO-TAP SADDLES

CLAMP-IT SADDLE DRILL SIZES

OUTLET SIZE OVER 2½" PIPE	DRILL SIZE
¾" IPS S & FPT	¾"
1" IPS S & FPT	1"
1¼" IPS S & FPT	1¼"
1½" IPS S & FPT	1½"
2" IPS S & FPT	2"

For 2½" IPS Saddle with a 2" outlet –
Drill Size must be 1½" due to pipe restriction

FLO-TAP™ HOT/WET TAP SADDLES

For ¾" and 1":

To drive cutter use a standard ¾" ratchet with a 6" extension. TAP Cuts .750" hole.

For 1½" and 2":

To drive cutter use a standard ½" ratchet with a 6" extension. TAP Cuts 1.250" hole.

Captures Coupon – No pipe chips in water system. CAUTION: Do not tap any PVC pipes with wall thickness exceeding .540" (8" C – 900 SDR 18, CLASS 150.) Refer to temperature variation and working pressure chart above for maximum pressure vs. maximum temperature.

NOT FOR USE WITH COMPRESSED AIR OR NATURAL GAS LINES.

Note: All dimensions are nominal. All weights are for shipping purposes only. Price (U.S. Dollars) and availability are subject to change.

INSTALLATION INSTRUCTIONS

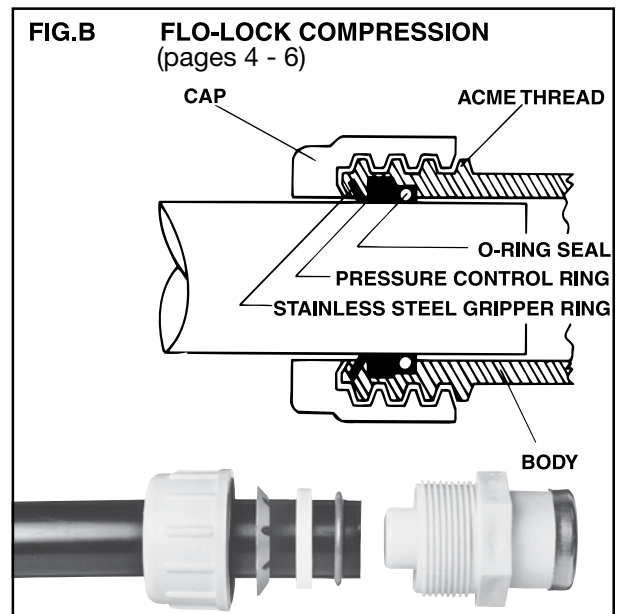
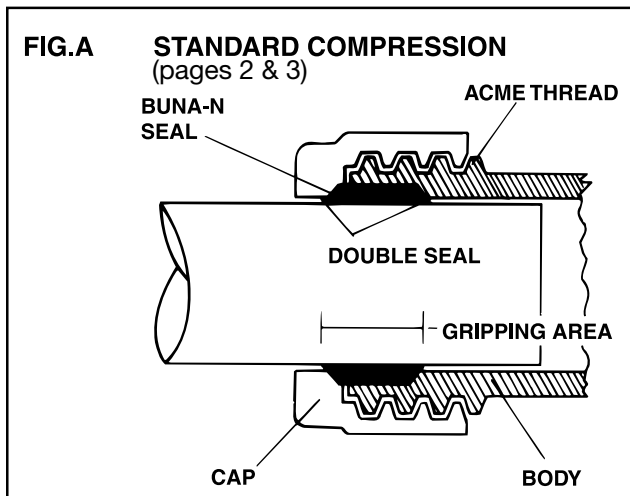
NOTE: NDS does not recommend using a FPT (female) PVC fitting with a MPT (male) metal fitting; ASTM F1498. Unless the female PVC fitting is used with a metal reinforcement ring, it may expand beyond its strength around a metal fitting, which can result in cracks and leaks.

1. COMPRESSION FITTINGS Compression cap should be drawn up hand tight to insure proper alignment and seating of gasket, then tighten $\frac{3}{4}$ to 1 turn with a Flo Spanner Wrench or strap wrench. Average torque should be approximately 25 foot pounds on $\frac{1}{2}$ " through 2" IPS, and 35 foot pounds on 2 $\frac{1}{2}$ " and larger IPS. Compression fittings are not for use on compressed air lines or natural gas lines. When installing the Standard Compression Seal fittings the pipe line must be restrained from lateral movement by thorough soil compaction on straight runs and thrust blocking at change of direction or reduction in size. Not for use on pipe lines suspended on hangers.

2. PIPE THREADS Use teflon tape on all IPS thread connections. IPS thread connection should be made hand tight plus $\frac{1}{2}$ to $\frac{3}{4}$ turn with a wrench.

3. FLO LOCK ADAPTERS for use on polyethylene tube (PE) with wall thickness of SDR-26, Class 160 or greater, PVC pipe, or copper tubing. Not recommended for use on galvanized pipe unless surface is sanded smooth. (See Figure B)

4. SOLVENT WELDING – NDS requires that all parts that are to be solvent cemented are clean of any and all foreign materials. Solvent cement manufacturers include installation instructions on the container. It is important to follow correct cementing instructions to avoid problems. Excessive cement or the incorrect type of cement can cause failures in thermoplastic products.



PIPE SIZE LEGEND

Abbreviation	Description
CTS	Copper Tube Size
IPS	Iron Pipe Size (same as Sched 40 OD)
DR	PE Tubing Size
PEP	PE Pipe (SIDR-7)
SDR	PE Tubing Size
SIDR	PE Tubing Size
TS	PE Tube Size

CONNECTION TYPE LEGEND

Abbreviation	Description
Spg	Spigot
MPT	Male Pipe Taper Thread
FPT	Female Pipe Taper Thread
S	Slip
U	Union fitting with Slip connection
U x U	True Union — Slip connection w/ Union on each end
UC	Union fitting with Compression connection
UC x UC	Union fitting with Compression connection on each end
FHT	Female Hose Thread
MHT	Male Hose Thread

PIPE & TUBE DIMENSIONS

ASTM	SIDR-7	OD	ID	Wall	
D2239	3/4"	1.060	0.824	0.118	
	1"	1.349	1.049	0.150	
	1 1/4"	1.774	1.380	0.197	
	1 1/2"	2.070	1.610	0.230	
	2"	2.657	2.067	0.295	
SIDR-9					
D2239	3/4"	1.008	0.824	0.092	
	1"	1.283	1.049	0.117	
	1 1/4"	1.686	1.380	0.153	
	1 1/2"	1.968	1.610	0.179	
	2"	2.527	2.067	0.230	
SDR-9					
D2737	3/4"	0.875	0.681	0.097	
	1"	1.125	0.875	0.125	
	1 1/4"	1.375	1.069	0.153	
	1 1/2"	1.625	1.263	0.181	
	2"	2.125	1.653	0.236	
SDR-11					
D2737	3/4"	0.875	0.715	0.080	
	1"	1.125	0.921	0.102	
	1 1/4"	1.375	1.125	0.125	
SCH 40					
D1785	1/2"	0.840	0.622	0.109	
	3/4"	1.050	0.824	0.113	
	1"	1.315	1.049	0.133	
	1 1/4"	1.660	1.380	0.140	
	1 1/2"	1.900	1.610	0.145	
	2"	2.375	2.067	0.154	
	2 1/2"	2.875	2.469	0.203	
	3"	3.500	3.068	0.216	
SCH 40 FITTINGS D2466	4"	4.500	4.026	0.237	
	6"	6.625	6.065	0.280	
	8"	8.625	7.981	0.322	
	SCH 80				
	D1785	1/2"	0.840	0.546	0.147
		3/4"	1.050	0.742	0.154
		1"	1.315	0.957	0.179
		1 1/4"	1.660	1.278	0.191
1 1/2"		1.900	1.500	0.200	
2"		2.375	1.939	0.218	
2 1/2"		2.875	2.323	0.276	
SCH 80 FITTINGS D2467		CTS TYPE L			
	1/2"	0.625	0.545	0.040	
	5/8"	0.750	0.666	0.042	
	3/4"	0.875	0.785	0.045	
	1"	1.125	1.025	0.050	
	1 1/4"	1.375	1.265	0.055	
	1 1/2"	1.625	1.505	0.060	
	2"	2.125	1.985	0.070	
	2 1/2"	2.625	2.465	0.080	
	3"	3.125	2.945	0.090	
	SDR-13.5				
	D2666	1"	1.125	0.959	0.083

Note: All dimensions are nominal. All weights are for shipping purposes only. Price (U.S. Dollars) and availability are subject to change.

FLO CONTROL, INC

**MAXIMUM RECOMMENDED FLOW VELOCITIES
THROUGH FLO CONTROL PLASTIC VALVES**

VALVE SIZES

FLOW G.P.M.	1/2"	3/4"	1"	1 1/4"	1 1/2"	2"	2 1/2"	3"	4"	6"	FLOW G.P.M.
	VELOCITY F.P.S.	VELOCITY F.P.S.	VELOCITY F.P.S.	VELOCITY F.P.S.	VELOCITY F.P.S.	VELOCITY F.P.S.	VELOCITY F.P.S.	VELOCITY F.P.S.	VELOCITY F.P.S.	VELOCITY F.P.S.	
1	1.05	0.06	0.37								1
2	2.11	1.20	0.74	0.43							2
3	3.17	1.80	1.11	0.64	0.47						3
4	4.22	2.41	1.48	0.86	0.63						4
5	5.28	3.01	1.86	1.07	0.79						5
6	6.33	3.61	2.23	1.29	0.95	0.57					6
8	8.44	4.81	2.97	1.72	1.26	0.76	0.54				8
10	10.55	6.02	3.71	2.15	1.58	0.96	0.67				10
15		9.02	5.57	3.22	2.36	1.43	1.01	0.65			15
20			7.42	4.29	3.15	1.91	1.34	0.87			20
25			9.28	5.36	3.94	2.39	1.67	1.08			25
30			11.14	6.33	4.73	2.87	2.01	1.30			30
35				7.51	5.62	3.35	2.35	1.52	0.88		35
40				8.58	6.30	3.82	2.64	1.73	1.01		40
45				9.65	7.09	4.30	3.01	1.95	1.13		45
50				10.72	7.88	4.78	3.35	2.17	1.26		50
60					9.46	5.74	4.02	2.60	1.51		60
70					11.03	6.69	4.69	3.04	1.76		70
80						7.65	5.36	3.47	2.02		80
90						8.60	6.03	3.91	2.27		90
100						9.56	6.70	4.34	2.52	1.11	100
125						11.95	8.38	5.42	3.15	1.39	125
150							10.05	6.51	3.78	1.67	150
175								7.59	4.41	1.94	175
200								8.68	5.04	2.22	200
225								9.76	5.67	2.50	225
250								10.85	6.30	2.78	250
275									6.93	3.05	275
300									7.56	3.33	300
325									8.19	3.61	325
350									8.82	3.89	350
375									9.45	4.17	375
400									10.08	4.44	400
425										4.72	425
450										5.00	450
475										5.28	475
500										5.55	500
550										6.11	550
600										6.67	600

NOTE: FLO CONTROL DOES NOT RECOMMEND THE USE OF ANY PLASTIC PIPE SYSTEM WITH FLOW VELOCITIES EXCEEDING 5.00 FEET PER SECOND (F.P.S.). FLOW VELOCITIES ABOVE 5.00 F.P.S. ARE SHOWN IN SHADED AREA.



Note: All dimensions are nominal. All weights are for shipping purposes only. Price (U.S. Dollars) and availability are subject to change.

For customer service, please send your fax to: 1-800-726-1998 or call 1-800-726-1994.

TERMS AND CONDITIONS OF SALE

Terms: Standard terms are 2% NET 10 days. A 1 1/2% per month (18% per annum) service charge will be added to all past due accounts. All invoices are to be paid in US Currency. Title and risk of loss pass to buyer upon shipment.

Freight Allowance: Freight prepaid on orders of \$1000.00 NET or more, with the exception of shipments to HI, AK, and PR for which freight is prepaid on orders of \$2500.00 NET or more. Prepaid freight levels are based on shipments to one location only. It is the responsibility of the customer to determine if his purchase order meets the minimum freight allowance required. NDS reserves the right to select the carrier and point of shipment. Canada, Hawaii, Puerto Rico & Alaska orders that include EZflow must be a minimum of \$4000 for prepaid freight Terms.

Canadian Orders: Freight prepaid on orders of \$2,000.00 (US\$) NET or more. Custom DuraCast only orders freight prepaid on orders of \$2500.00 (US\$) NET or more.

The above freight policies apply to the continental US and Canada only. For other areas please contact NDS.

Errors & Claims: All claims for shortage in shipment or damaged material must be noted on the "Bill of Lading" and a written request for credit submitted to NDS within 15 days of shipment. NDS responsibility ceases upon delivery to the carrier.

Returned Goods: Returned goods will be accepted only after written approval and shipping instructions are received from NDS. A return goods authorization number is required and must be on all cartons, documents, and correspondence. All returns are subject to a 25% restocking charge, freight cost of returned goods (plus "out freight if applicable"). A higher restocking charge may be assessed against any return requiring extraordinary handling costs.

Minimum Order: \$100.00 minimum order net billing. A 15% broken box charge will be added for other than full box quantities.

Limited One Year Warranty: The liabilities of NDS are limited solely and exclusively to replacement as set forth in our standard "Statement of Warranty", alone and do not include any liability for incidental, consequential or other damage of any kind whatsoever, whether any claim is based upon theories of contract, warranty, negligence or tort and without any limitations and do not include shipping charges, labor, installation or any other losses or expenses incurred in operation of any replacement specialty item or fitting. NDS drainage products are designed to be used for exterior surface drainage only.

Limited Lifetime Warranty: NDS warrants to the original owner of its NDS catch basins, grates, channel and Pro Series valve boxes, subject to the conditions set forth in this warranty, that NDS catch basins, grates, channel and Pro Series valve boxes will remain free from manufacturing defects.

All NDS products are guaranteed against defects resulting from faulty workmanship or materials. Claims for labor costs and other expenses required to replace defective products or repair of any damage resulting from the use thereof will not be allowed by NDS. Our liability is limited to replacement of products acknowledged by NDS to be defective.

Exclusive Warranties and Remedies: The foregoing remedies are exclusive and are given and accepted in lieu of (i) any and all other warranties, express or implied, including without limitation the implied warranties of merchantability and fitness for particular purpose; and (ii) any obligation, liability, right, claim or remedy in contract or tort, whether or not arising from NDS, Inc.'s negligence, actual or imputed. The remedies of customer shall be limited to those provided herein to the exclusion of any and all other remedies including, without limitation, incidental or consequential damages. No agreement varying or extending the foregoing warranties or these limitations will be binding on NDS, Inc., unless such is signed in writing by an authorized officer of NDS, Inc.

The liability of NDS, Inc., hereunder shall be limited to restoring to good working order, provided that NDS, Inc., is not required to restore the product to good working order when such failure is due to causes beyond NDS, Inc.'s control, including but not limited to, acts of God, acts of civil or military authority, priorities, strikes, floods, epidemics, war, riots, and other causes that are beyond the manufacturers control.

These provisions are complete and exclusive statements of all terms and conditions between NDS, Inc., and the consumer. These provisions may not be varied, supplemented, qualified or interpreted by any prior course of dealings, written or oral or by trade usage. No NDS, Inc. agent, officer or employee has authority to make any representation, promise or warranty concerning these provisions.



- Catch Basins & Grates
 - Channel Drains
 - Dura Slope™ Pre-Sloped Trench Drain Systems
 - EZflow® Gravel Free French Drain
 - Flo-Well® Manufactured Dry Well
 - Flo Control™ Ball Valves
- Flo Control™ Check Valves
 - Flo Control™ Transition, Compression & Repair Fittings
 - Backwater & Diverter Valves
 - Sewer & Drain Fittings
 - Permeable Pavers
 - Root Barriers
- Valve Boxes
 - Meter Boxes
 - Flexible Couplings
 - Flexible Saddles
 - Agrifim™ Landscape Irrigation

PARTIAL CLIENT LIST

The White House
Los Angeles Country Club
Pebble Beach
Cypress Point
Spyglass Hill
PGA West Stadium Golf Course
Princeville Golf Course
Ritz Carlton
Santa Barbara Zoo
Sheraton Hotels

Country Club
Soldier Field
Del Webb & Sun City Country Clubs
Westin Hotels
Riviera Country Club
Buchart Gardens
Disney World
Disneyland
Florida University
Harbortown Golf Links

Hyatt Grand Champions
La Quinta Resort
Los Angeles National Cemetery
Marriott Hotels
MGM Grand Hotel & Theme Park
Mirage Hotel
Jack La Lane Athletic Clubs
Olympic Training Center

Regional Warehouses:

- Lynnwood, WA
- Mineola, TX
- Bordentown, NJ
- Powder Springs, GA
- Visalia, CA
- Fresno, CA

Address/Telephone
P.O. Box 339 • 851 N. Harvard Avenue
Lindsay, CA 93247
Phone: 800-726-1994
Fax: 800-726-1998
International Phone: 559-562-9888
International Fax: 559-562-4488
e-mail: nds@ndspro.com

www.ndspro.com

FOR TECHNICAL INFORMATION, CONTACT:

Technical Services
(888) 825-4716
TechService@ndspro.com