



CORONA®

SEASON AFTER SEASON





Born in the orange groves of Southern California in the 1920s, Corona® has a long history of superior design and craftsmanship of premium garden and landscape tools, providing lasting performance for professionals and gardeners who take pride in a job well done.
Corona® Tools, Season After Season

DIG DEEPER

Learn more about the unique features of Corona tools. Simply scan the QR code with your mobile phone.



Contents



Shovels 6

Forged Shovels	8
Closed-Back Shovels	8
Shovels	10
DIY Shovels	12
Light-Duty Shovels	12
Trenching Shovels	14
Scoop Shovels	17
Post Hole Diggers	19



Rakes 20

Landscape Rakes	21
Level Head Rakes	21
Leaf Rakes	22
Bow Rakes	23



Hoes, Cultivators and Forks 24

Hoes	25
Cultivators	27
Forks	28



Striking Tools 30

Axes, Sledges, and Drilling Hammers	30
Picks and Mattocks	31
Heavy Bars	32



Utility Tools 33

Valve Keys, Wrenches and Probes	34
Post Drivers and Tamps	35
Weed Cutters, Scrapers and Edgers	36



Brooms 37



Wheelbarrows 38



Pruning Tools 41

Hand Pruners	41
Hedge Shears	45
Grass Shears	48
Loppers	49
Pruning Saws	56
Machetes	60
Tree Pruners	61
Tree Pruner Components	63
Agricultural Tools	68
Floral Shears	71



Tree Pruner Saw Blades 64



Hand and Garden Tools 65



Accessories 72

Sales Support and Merchandising 73

Display Rack Reference	77
----------------------------------	----

Index 79



Peterson Garden Project
Feeding Chicagoland's homeless...



BP 7100
Bypass Pruner



Charles River Conservatory
Cleaning up America...



Corona® is committed to making the world a better place one tool at a time. We care about the **environment** with a goal of making our packaging 100% recyclable. We support our **communities** with green education and community projects. We **engage** directly with gardeners and professionals who rely on our tools.

We are dedicated to providing the highest level **experience** for our customers.

Corona®. Season after Season.

To learn more about Corona Cares®, please visit coronatoolsusa.com

FORGED FOR STRENGTH

CORONA®

MAX

Corona® uses a forge hammer to pound and compress hot steel to form tools that are stronger and more durable, providing you with years of superior performance.

MAX SHARPNESS

Forged, high-carbon steel forms a stronger cutting tool for maximum sharpness and durability.




MAX STRENGTH

Forged, one-piece tempered head for maximum strength and durability.



DIG DEEPER

Learn more about the unique features of Corona tools. Simply scan the QR code with your mobile phone.



Two Great Product Lines

CORONA®

MAX



Corona's best-in-class tools, designed for professionals and passionate gardeners looking for heavy-duty durability and lasting performance, season after season.

- Maximum sharpness/durability/strength
- Forged, heavy-gauge steel and higher quality materials offering strength and performance
- Limited Lifetime Warranty
- Extensive replacement parts program
- Founded on Corona's heritage

CORONA[®]

RED



Designed for general, less intense use by casual gardeners and landscaping enthusiasts who want lightweight comfort.

- Feature-rich tools with value-oriented performance
- Limited Warranty
- Limited replacement parts

Corona® Shovels

No matter what you dig, we have the right shovel for the job.

With over 80 different shovels, scoops, and spades available, Corona® is here to help you realize your vision. Need dependable and reliable tools? Corona® MAX shovels provide lasting performance you can trust to build and maintain structured landscapes, water features, concrete slabs, irrigation fixtures and furrows, animal stalls and bedding, and more, day after day. Corona® RED shovels let you take charge of upkeep and improvement projects, with shovels that balance comfort and performance for general, less intense use.



DIG DEEPER

Learn more about the unique features of Corona tools. Simply scan the QR code with your mobile phone.



Shovels

MAX

Shovels

RED



Forged Shovels

Forged



Closed-Back Shovels

14 Gauge



Solid-Core Fiberglass Shovels

14 Gauge



Non-Slip Fiberglass Shovels

14 Gauge



DIY Shovels

15 Gauge



Value Shovels

16 Gauge

Pro/Master Gardener

General Use/DIY

Value

	Solid-Core Fiberglass	Ash Wood	Non-Slip Fiberglass	Wood
Quality/Grade	★★★★★	★★★★	★★★	★★
Head Options	Forged 14-Gauge Closed- or Open-Back	Forged 14-Gauge and 15-Gauge Closed- or Open-Back	14-Gauge and 15-Gauge Open-Back	16-Gauge Open-Back
Handle Options	"D" and Long	"D" and Long	"D" and Long	"D" and Long
Warranty	Limited Lifetime Warranty*	Limited Lifetime Warranty*	Limited Warranty*	1 Year Warranty*
Price	\$\$\$\$\$	\$\$\$\$	\$\$\$	\$\$

*See inside back cover for warranty details

CHOOSE THE RIGHT SHOVEL

Determine head strength

- For the toughest jobs, like breaking through clay, capstone and coral, nothing less than FORGED heads will do the job right
- Otherwise, look for the gauge on the label: the LARGER the gauge number, the THINNER and lighter the blade
- For general use, 14-gauge heads are recommended



FORGED HEADS

Forged steel heads feature double rivets and single-piece, solid-socket designs for maximum strength and durability



CLOSED-BACK HEADS

Welded, closed-back designs improve blade strength and protect handle from mud and dirt build-up



SOLID-CORE FIBERGLASS HANDLES

Handles with solid cores made from millions of continuous parallel glass fibers feature thick, molded poly jackets and integral compression bars for maximum strength



ASH WOOD HANDLES

Ash handles are specially coated with two layers of protectant for weather resistance and years of smooth, splinter-free performance

Forged Shovels

MAX

FORGED Irrigation & Caprock Shovels

- Irrigation shovels are for cleaning out ditches
- Caprock shovels are for breaking through tough material



SF 79000 – #2 Irrigation Shovel

- 48 inch Ash wood handle

LLW • RP



SF 80000 – #2 Caprock Shovel

- 48 inch Ash wood handle

LLW • RP



SF 80020 – #2 Caprock Shovel

- 48 inch Solid-core fiberglass handle

LLW • RP

Closed-Back Shovels

#2 Round Point Closed-Back Shovels

- Round-head designs for efficient penetration and breaking of dense soils
- Large, forward-turned steps prevent material from spilling off rear of blade



SS 60000

- 48 inch Ash wood handle

LLW • RP



SS 60010

- 30 inch Steel and Ash wood D grip

LLW • RP



SS 60020

- 48 inch Solid-core fiberglass handle with thick, molded poly jacket for maximum strength and long service life

LLW • RP

- Choose from FORGED or heavy-duty 14-gauge tempered steel blades
- Closed-back designs protect handles from mud and dirt build up
- Enamel finishes protect against rust
- Double rivets for stronger connections
- Sharpened blade edges
- Limited Lifetime Warranty



Closed-Back Shovels

#2 Square Point Closed-Back Shovels

- Square-head designs for efficient lifting and moving of loose material
- Large, forward-turned steps prevent material from spilling off rear of blade



SS 61000

- 48 inch Ash wood handle

LLW • RP



SS 61010

- 30 inch Steel and Ash wood D grip

LLW • RP



SS 61020

- 48 inch Solid-core fiberglass handle with thick, molded poly jacket for maximum strength and long service life

LLW • RP

Closed-Back Nursery Spade - 12 inch

Flat, wide, rectangular design for preparing planting beds to a constant depth by turning the soil over in place



SS 63010

- 30 inch Steel and Ash wood D grip

LLW

Closed-Back Drain Spades - 16 inch

- Tapered, round-nose and slightly cupped blades for efficient digging of deep, round-bottom drains and trenches
- Sharpened blades for easy ground penetration and slicing through roots



SS 62000

- 48 inch Ash wood handle gives added leverage for easier breaking of dense, heavy soils

LLW • RP



SS 62010

- 30 inch Steel and Ash wood D grip helps maneuver blade in deep trenches

LLW



SS 62020

- 48 inch Solid-core fiberglass handle with thick, molded poly jacket for maximum strength and long service life

LLW • RP



SS 62030

- 30 inch Solid-core fiberglass D grip handle with thick, molded poly jacket for maximum strength and long service life

LLW • RP

Closed-Back Drain Spades - 14 inch

- Tapered, round-nose and slightly cupped blades for efficient digging of deep, round-bottom drains and trenches
- Sharpened blades for easy ground penetration and slicing through roots



SS 62100

- 48 inch Ash wood handle gives added leverage for easier breaking of dense, heavy soils

LLW • RP



SS 62110

- 30 inch Steel and Ash wood D grip helps maneuver blade in deep trenches

LLW



SS 62120

- 48 inch Solid-core fiberglass handle with thick, molded poly jacket for maximum strength and long service life

LLW • RP



SS 62130

- 30 inch Solid-core fiberglass D grip handle with thick, molded poly jacket for maximum strength and long service life

LLW • RP



Shovels

MAX

- Heavy-duty 14-gauge tempered steel blades
- Extended widow's peak sockets add strength for secure connections
- Enamel finishes protect against rust
- Double rivets for stronger connection
- Limited Lifetime Warranty

#2 Square Point Shovels

- Square-head design for efficient lifting and moving of loose material
- Large, forward-turned steps prevent material from spilling off rear of blade



SS 66000

- 48 inch Ash wood handle

LLW • RP



SS 66010

- 30 inch Steel and Ash wood D grip

LLW • RP



SS 66020

- 48 inch Solid-core fiberglass handle with thick, molded poly jacket for maximum strength and long service life

LLW • RP



#2 Round Point Shovels

- Sharpened blade edges penetrate ground easily
- Large, forward-turned steps for firmer footing



SS 65000

- 48 inch Ash wood handle

LLW • RP



SS 65010

- 30 inch Steel and Ash wood D grip

LLW • RP



SS 65020

- 48 inch Solid-core fiberglass handle with thick, molded poly jacket for maximum strength and long service life

LLW • RP



SS 65030

- 30 inch Solid-core fiberglass D grip handle with thick, molded poly jacket for maximum strength and long service life

LLW • RP

Shovels

MAX

Roofer's Spade

- 14-gauge tempered steel
- Heavy-duty fulcrum welded to back of blade for leverage
- Notched blade for efficient removal of shingles
- Textured epoxy finish protects head



SS 39000

- 48 inch Ash wood handle

LLW • RP



Shovels

RED

- Heavy-duty 14-gauge tempered steel blades
- Non-slip cushion grips
- Textured epoxy finishes protect heads against rust
- Limited Warranty



#2 Round Point Shovels

- Sharpened blade edges
- Large, forward-turned steps for firmer footing



SS 30020

- 48 inch Fiberglass handle with cushion grip for comfort

LW



SS 30030

- 30 inch Fiberglass handle with co-molded D grip for comfort

LW

#2 Square Point Shovels

- Square-head designs for efficient lifting and moving of loose material
- Textured epoxy finish protects heads



SS 31020

- 48 inch Fiberglass handle with cushion grip for comfort

LW



SS 31030

- 30 inch Fiberglass handle with co-molded D grip for comfort

LW

#2 Round Point Shovels

- 15-gauge tempered steel blades
- Round points allow easy penetration of a variety of materials
- Large, forward-turned steps for firmer footing



SS 26000

- 48 inch Ash wood handle

LW



SS 26010

- 30 inch Ash wood handle with D grip

LW



SS 26020

- 48 inch Fiberglass handle

LW



SS 26030

- 30 inch Fiberglass handle with co-molded D grip for comfort

LW

Multi-Purpose Mini Shovel

- 15-Gauge tempered steel blade
- Forward-turned steps for firmer footing
- D grip handle to help control material being moved
- Use in tight areas or in a kneeling position



SS 25010

- 26 3/4 inch Wood handle

LW

#2 Square Point Shovels

- 15-gauge tempered steel blade
- Square-head designs for efficient lifting and moving of loose material
- Textured epoxy finishes protect heads



SS 27000

- 48 inch Ash wood handle

LW



SS 27010

- 30 inch Ash wood handle with D grip

LW



SS 27020

- 48 inch Fiberglass handle

LW



SS 27030

- 30 inch Fiberglass handle with co-molded D grip for comfort

LW

Value Tools

All Value Tools carry a 1-year limited warranty

#2 Round Point Light-Duty Shovel

- 16-gauge tempered steel blade
- Round point allows easy penetration of a variety of materials
- Large, forward-turned steps for firmer footing

SS 10000

- 46 inch Wood handle

#2 Square Point Light-Duty Shovel

- 16-gauge tempered steel blade
- Square-head design for efficient lifting and moving of loose material
- Varnished finish protects head

SS 11000

- 46 inch Wood handle

DIY Spades

RED

Garden Spades

- 15-gauge tempered steel blades
- Rounded edges penetrate ground easily, slice through small roots
- Textured epoxy finishes protect heads



SS 29000

- 48 inch Ash wood handle

LW



SS 29010

- 30 inch Ash wood handle with D grip

LW



SS 29020

- 48 inch Fiberglass handle

LW



SS 29030

- 30 inch Fiberglass handle with co-molded D grip for comfort

LW



Drain Spades

- Tapered, round-nose, slightly cupped blades for efficient digging of deep, round-bottom drains and trenches
- 15-gauge tempered steel blades
- Large, forward-turned steps for firmer footing



SS 28000

- 48 inch Ash wood handle

LW



SS 28010

- 30 inch Ash wood handle with D grip

LW



SS 28020

- 48 inch Fiberglass handle

LW



SS 28030

- 30 inch Fiberglass handle with co-molded D grip for comfort

LW

Value Tools

All Value Tools carry a 1-year limited warranty

Floral Shovel

- 16-gauge tempered steel blade
- Small 6 inch x 8 inch round point head design for easier use in gardens and tight spaces

SS 47000


- 42 inch Wood handle

A Complete Line of Trenching Shovels

Whether you are digging or cleaning out a trench, Corona® has the right tool for the job.

- Finish your job faster with heavy-duty 12-gauge tempered steel blades that outperform some thicker blades
- Quickly find the right-sized tool for the job with industry-standard head sizes and colors
- Work more efficiently with dual handle angles optimized for digging or clean-out
- Find the safety and comfort you need, job after job, with Ash wood, fiberglass, and solid-core fiberglass handles
- **NEW Sole Saver** step design reduces boot wear* with rounded corners

* Available on select models



DIG DEEPER

Learn more about the unique features of Corona tools. Simply scan the QR code with your mobile phone.



Type of Digging	Handle Type	Trench Head Widths and Color Codes			
		Blue Head	Orange Head	Red Head	Green Head
		3 inch	4 inch	5 inch	6 inch
DIGGING 28° New Trenches <small>Straighter blade makes it easier to penetrate and loosen compacted soil</small>	48 inch Ash Wood	SS 64303	SS 64304	SS 64305	SS 64306
	48 inch Fiberglass	SS 64323	SS 64324	SS 64325	SS 64326
	48 inch Solid-Core Fiberglass	SS 64333	SS 643334	SS 64335	SS 64336
GENERAL 35° Trench Digging and Maintenance <small>Our most popular blade type, its sharper angle makes it easier to pick up loose soil and debris</small>	48 inch Ash Wood	SS 64103	SS 64104	SS 64105	SS 64106
	48 inch Fiberglass	SS 64123	SS 64124	SS 64125	SS 64126
	48 inch Solid-Core Fiberglass	SS 64223	SS 64224	SS 64225	SS 64226

Trench Shovels - General Purpose

MAX

- Heavy-duty 12-gauge tempered steel blades
- V-shaped beveled blades for easy soil penetration
- Quickly find the right-sized tool for the job with color coded heads



3 inch



SS 64103

- Classic feel and performance with contoured 48 inch Ash wood handle

LLW



SS 64123

- Greater resistance to the elements with straight 48 inch fiberglass handle featuring cushion grip

LLW



SS 64223

- Virtually indestructible 48 inch solid-core fiberglass handle with poly jacket

LLW

4 inch



SS 64104

- Classic feel and performance with contoured 48 inch Ash wood handle

LLW



SS 64124

- Greater resistance to the elements with straight 48 inch fiberglass handle featuring cushion grip

LLW



SS 64224

- Virtually indestructible 48 inch solid-core fiberglass handle with poly jacket

LLW

5 inch



SS 64105

- Classic feel and performance with contoured 48 inch Ash wood handle

LLW



SS 64125

- Greater resistance to the elements with straight 48 inch fiberglass handle featuring cushion grip

LLW



SS 64225

- Virtually indestructible 48 inch solid-core fiberglass handle with poly jacket

LLW

6 inch



SS 64106

- Classic feel and performance with contoured 48 inch Ash wood handle

LLW



SS 64126

- Greater resistance to the elements with straight 48 inch fiberglass handle featuring cushion grip

LLW



SS 64226

- Virtually indestructible 48 inch solid-core fiberglass handle with poly jacket

LLW

Trench Shovels - Digging

MAX

- Heavy-duty 12-gauge tempered steel blades
- V-shaped beveled blades for easy soil penetration
- Quickly find the right tool for the job with color coded heads



3 inch



SS 64303

- Classic feel and performance with contoured 48 inch Ash wood handle

LLW



SS 64323

- Greater resistance to the elements with straight 48 inch fiberglass handle featuring cushion grip

LLW



SS 64333

- Virtually indestructible 48 inch solid-core fiberglass handle with poly jacket

LLW

4 inch



SS 64304

- Classic feel and performance with contoured 48 inch Ash wood handle

LLW



SS 64324

- Greater resistance to the elements with straight 48 inch fiberglass handle featuring cushion grip

LLW



SS 64334

- Virtually indestructible 48 inch solid-core fiberglass handle with poly jacket

LLW

5 inch



SS 64305

- Classic feel and performance with contoured 48 inch Ash wood handle

LLW



SS 64325

- Greater resistance to the elements with straight 48 inch fiberglass handle featuring cushion grip

LLW



SS 64335

- Virtually indestructible 48 inch solid-core fiberglass handle with poly jacket

LLW

6 inch



SS 64306

- Classic feel and performance with contoured 48 inch Ash wood handle

LLW



SS 64326

- Greater resistance to the elements with straight 48 inch fiberglass handle featuring cushion grip

LLW



SS 64336

- Virtually indestructible 48 inch solid-core fiberglass handle with poly jacket

LLW

Scoop Shovels

MAX

#10 Aluminum Scoop Shovels - Western

- High-strength, Western style, 12-gauge aluminum heads reduce work load to a minimum while giving longer service life
- Large, square-nose designs for efficient moving of light, loose material



SS 68000

- 48 inch Ash wood handle

LLW • RP



SS 68010

- 30 inch steel and Ash wood D grip helps turn loosened soil, easier to use in close quarters

LLW • RP



SS 68030

- 30 inch solid-core fiberglass handle with thick, molded poly jacket for maximum strength and long service life

LLW • RP

#12 Steel Scoop Shovels - Western

- Large-capacity heads are made of high-carbon steel for longer service life
- Western style scoop heads with reinforced ribs for heavy-duty applications



SS 69000

- 48 inch Ash wood handle

LLW • RP



SS 69010

- 30 inch steel and Ash wood D grip helps turn loosened soil, easier to use in close quarters

LLW • RP

#12 Aluminum Scoop Shovel - Western **NEW**

- Large blades are reinforced with ribs for strength
- Transfer loose material or clean up with lightweight, corrosion resistant, non-spark aluminum head
- Tough steel and Ash wood D grip, 2X varnished for weather resistance



SS 68231

- 31 inch steel and Ash wood D grip

LLW

#14 Aluminum Scoop Shovels - Western **NEW**

- Extra large blades, reinforced with ribs for strength
- Transfer loose materials or clean up with lightweight, corrosion resistant, non-spark aluminum heads
- Tough steel and Ash wood D grips, 2X varnished for weather resistance



SS 68431 **NEW**

- 31 inch steel and Ash wood D grip

LLW



SS 68436 **NEW**

- 36 inch steel and Ash wood D grip

LLW



SS 68440 **NEW**

- 40 inch steel and Ash wood D grip

LLW

Scoop Shovels

RED

#12 Plastic Scoop Shovels - Western

- Heavy-duty gauge for greater strength and long service life
- Designed for efficient moving of light, loose material
- Reinforced ribs for heavy-duty applications



SS 42001

- 48 inch wood handle

LW



SS 42011

- 30 inch wood D grip helps turn loosened soil, easier to use in close quarters

LW

#12 Steel Scoop Shovel - Eastern

- 11 1/4 inch x 13 inch steel head designed for multiple uses including street cleaning and snow
- Tempered steel head for greater strength and long service life



SS 49100

- 48 inch wood handle

LW

#2 Aluminum Scoop Shovel - Eastern **NEW**

- Transfer loose materials or clean up with lightweight, corrosion resistant, non-spark 11 inch x 14 1/2 inch aluminum blade
- Durable Ash wood tapered handle is 2X varnished for weather resistance



SS 48248

- 48 inch Ash wood handle

LW

#2 Steel Scoop Shovel - Eastern **NEW**

- General purpose steel scoop
- Level surfaces, use for clean up, moving or scraping debris or transfer loose materials with 11 1/4 inch x 13 inch tempered steel head
- Tough steel and Ash wood handle is 2X varnished for weather resistance



SS 49234

- 34 inch steel and Ash wood D grip

LW



Post Hole Diggers

MAX




Hercules Pattern Post Hole Digger

- Extra-heavy-duty, 10-gauge tempered steel head for superior strength and long service life
- Sharpened blade edges for easy ground penetration, slice through small roots
- 48 inch extra-thick Ash handles for durability and longer service life
- Square-to-round connection between handles and head prevents twisting
- Pivot point between blades optimally positioned to allow wider opening
- Replacement handles available

PD 60000
LLW • RP

Square-to-round connection between head and handles prevents twisting



Post Hole Diggers

RED



Atlas Pattern Post Hole Digger

- Heavy-duty, 12-gauge tempered steel head for greater strength and long service life
- Sharpened blade edges for easy ground penetration, slice through small roots
- 48 inch fiberglass handles for best combination of weight and durability
- Ruler markings make gauging depth of hole an easy task

PD 40020

LW



Atlas Pattern Post Hole Digger

- Heavy-duty, 12-gauge tempered steel head for greater strength and long service life
- Sharpened blade edges penetrate ground easily, slice through small roots
- Square-to-round connection between head and handles prevents twisting
- Thick 48 inch Ash wood handles for durability

PD 40000

LW



Atlas Pattern Post Hole Digger

- Heavy-duty, 14-gauge tempered steel head for greater strength and long service life
- Sharpened blade edges for easy ground penetration, slice through small roots
- Thick 48 inch Ash wood handles for durability

PD 20000

LW

Value Tools

All Value Tools carry a 1-year limited warranty


Atlas Pattern Post Hole Digger

- 15-Gauge tempered steel head for good strength
- 48 inch hardwood handles

PD 10000

Rakes

Corona® Aluminum Landscape Rakes are lightweight yet strong enough for use in commercial projects. Reinforced steel braces add support when smoothing loose soil, gravel and other landscape materials. Our Spring Brace Rakes are made from tempered spring steel, which allows for greater memory so the tines revert back to their original shape for a longer service life.



Landscape Rakes

Reinforced steel braces add support when smoothing loose soil, gravel and other landscape materials.



Leaf, Shrub & Spring Brace Rakes

Tines will revert back to their original shape for a longer service life.



Bow Head Rakes

Used to move garden debris, soil, fertilizer, small rocks and mulch.



Level Head Rakes

Used to move, level and grade soil.

DIG DEEPER

Learn more about the unique features of Corona tools. Simply scan the QR code with your mobile phone.





Aluminum Landscape Rakes

- All-aluminum construction combines durability with ease of use during finish grading process
- Angled, extra-thick tine tips for long service life
- 60 inch lightweight aluminum handles with anti-slip vinyl sleeve handle for gripping comfort in extreme heat or cold
- Wrap-around brace supports and heavy-duty heads

RK 61061 – 24 inch/24 Tines
LLW • RP



RK 61063
30 inch/30 Tines
LLW • RP



RK 61062
36 inch/36 Tines
LLW • RP



RK 61064
42 inch/42 Tines
LLW • RP




FORGED Level Head Rake

- Wide head for rapid, accurate tilling and leveling
- Extra-thick, tempered, single-piece head for greater durability and long service life
- Flat-head design for smooth tamping of seed beds
- Narrow head enables soil preparation in small spaces, between existing plants

RK 64002 – 16 inch/14 Tines
• 60 inch Ash wood handle allows working in upright position, reduces back strain

LLW • RP



Level Head Rake

- 14 inch level-head design for efficient, accurate tilling and leveling landscape materials, small head is ideal for working in close quarters
- Extra-thick, tempered steel tines for greater strength and long service life
- Flat head with straight tines for smooth tamping of seed beds

RK 64060 – 14 inch/14 Tines
• 60 inch aluminum, oval-shaped handle with vinyl coating is lightweight and shaped for maximum strength

LLW




Dirt/Asphalt Rake

- Wide head for rapid, accurate tilling and leveling
- Extra-thick, tempered steel head for greater durability and long service life
- Long, 1/2 inch thick shank reduces need for downward pressure when moving rock and heavy soil
- Flat-head design for efficient moving and leveling of landscape and road beds

RK 66000 – 16 inch/16 Tines
• 60 inch Ash wood handle allows working in upright position, reduces back strain

LLW • RP



Spring Brace Rake

- 54 inch long aluminum handle with anti-slip vinyl sleeve for gripping comfort
- A-shaped head combines flexible tines with durability of metal for raking power
- Bolt-thru head to handle connection for added durability
- Stress distribution bar prevents the 24 tines from twisting or breaking
- Tines and spring are made of high carbon steel, providing long lasting performance
- Powder-coated frame and tines resist rust

RK 24061 – 24 inch/24 Tines
LLW • RP



Fixed Tine Leaf Rakes

- Tempered spring steel for greater durability and long service life
- Bi-curved bows give even pressure to all tines for maximum raking efficiency
- Tines apply light pressure for debris removal
- 3 Rivets hold heads to handles
- 25 Extra-wide tines
- Double crimps hold tines in place

RK 62001 – 19 inch/25 Tines

- 54 inch wood handle

LLW • RP

RK 62061 – 19 inch/25 Tines

- 54 inch lightweight aluminum handle with anti-slip vinyl sleeve for gripping comfort

LLW • RP

62001-8 – 19 inch/25 Tines

- Fixed tine leaf rake head



Fixed Tine Shrub Rakes

- Tempered spring steel for greater durability and long service life
- Bi-curved bows give even pressure to all tines for maximum raking efficiency
- Tines apply light pressure for debris removal without damage to plant feeder roots
- Narrow heads for working between closely spaced plants
- 2 Rivets hold heads to handles
- Double crimps hold tines in place

RK 62000 – 8 inch/11 Tines

- 54 inch wood handle

LLW • RP


RK 62060 – 8 inch/11 Tines

- 54 inch lightweight aluminum handle with anti-slip vinyl sleeve for gripping comfort

LLW • RP

62000-8

- Fixed tine shrub rake head



Spring Brace Rakes

- Fan-shaped heads combine flexible tines with durability of metal
- Stress distribution bars that prevent tines from twisting or breaking when pressed on
- Coated frames and tines resist rust
- 54 inch wood handles

RK 24002 – 22 inch/22 Tines
LW

RK 24003 – 24 inch/24 Tines
LW • RP



Wide Head Leaf Rake

- Wide head for maximum leaf gathering efficiency
- Extra-thick vinyl with UV stabilizers for long service life
- Closely spaced, tightly curved tines sweep leaves clear in a single pass

RK 63003 – 30 inch/30 Tines

- 48 inch wood handle

LW • RP



Poly Leaf Rakes

- Poly heads for collecting and carrying lightweight, moderate-sized clippings or leaves
- 42 inch Wood handles

RK 25008 – 8 inch/14 Tines

- 8 inch Poly head allows for easy raking between closely spaced plants

LW

RK 25018 – 18 inch/20 Tines

- 18 inch Poly head allows for light raking of leaves and plants

LW

RK 25024 – 24 inch/26 Tines

- 24 inch Poly head allows for medium-capacity leaf raking and general cleanup

LW

FORGED Bow Head Rakes

- Tempered, single-piece heads for greater durability and long service life
- Curved tines efficiently gather and move soil
- Bows serve as spring for better control of tine depth

RK 65001 – 14 inch/14 Tines

- 60 inch Ash wood handle allows working in upright position, reduces back strain

LLW

RK 65002 – 16 inch/16 Tines

- 60 inch Ash wood handle allows working in upright position, reduces back strain

LLW

RK 65021 – 14 inch/14 Tines

- 60 inch solid-core fiberglass handle with thick, molded poly jacket for maximum strength and long service life

LLW

RK 65022 – 16 inch/16 Tines

- 60 inch solid-core fiberglass handle with thick, molded poly jacket for maximum strength and long service life

LLW

Bow Head Rake

- 14 inch bow-head design acts as spring for better control of tine depth, small head is ideal for working in close quarters
- Extra-thick, tempered steel tines for greater strength and long life
- Curved tines efficiently gather and move soil

RK 65061 – 14 inch/14 Tines

- 60 inch aluminum, oval-shaped handle with vinyl coating is lightweight and shaped for maximum strength

LLW

Bow Head Rakes

- Tempered heads for greater durability and long service life
- Curved tines efficiently gather and move soil
- Bows serves as spring for better control of tine depth

RK 20002

- 16 inch/16 Tines
- 60 inch Ash wood handle allows working in upright position, reduces back strain

LW

RK 20022

- 16 inch/16 Tines
- 60 inch extra-long fiberglass handle with cushion grip allows working in upright position, reduces back strain

LW

Thatch/Groom Rake

- Adjustable head adjusts up or down to suit the height of the users
- 15 inch head width works on the push and pull motions for easier removal of thatch and dead grass
- 54 inch wood handle allows for working in an upright position and reduces back strain

RK 42000

LW

Value Tools

All Value Tools carry a 1-year limited warranty

Bamboo Rakes **NEW**

- Lightweight, earth-friendly bamboo tines
- Painted wood handles for protection from elements

RK 12030 – 30 inch/30 Tines

- 48 inch wood handle

RK 12024 – 24 inch/26 Tines

- 48 inch wood handle

RK 12010 – 10 inch/23 Tines

- 36 inch wood handle

Light-Duty Bow Head Rake

- Tempered head for with 14 tines for greater durability and long lasting performance
- Curved tines for easy penetration and gathering of soil
- 48 inch long wood handle

RK 10000

Hoes, Cultivators & Forks

Corona® offers many different hoes, cultivators, weeders and forks, each designed to conquer different challenges. Choose our forged tools for maximum strength and durability, year after year.



Garden Hoes

Used for cultivating soil, cleaning debris between plants, weeding and light grading in tight spaces.



Cultivators

Tines have oval cross section for added strength and are arranged in a triangle for easier pulling through dense soil.



Weeding Hoes

Corona® offers many different weeders, each designed to conquer different gardening challenges. The popular Oscillating Hoe automatically angles slightly downward on both the forward and back stroke to slice weeds just below the surface. Other specialty weeders include the Diamond Hoe, and Heavy-Duty Weeding Hoe.



Forks

Select forged heads for digging or carrying heavy loads, and welded heads for lighter work. Choose from potato, spading, hay, manure, ensilage or digging models.



Forged Heads

Shaped from a solid rod of steel by pounding and compressing with a forge hammer, which provides maximum strength and service life. This process yields a dense, uniform structure with the greatest strength-to-weight ratio.

DIG DEEPER

Learn more about the unique features of Corona tools. Simply scan the QR code with your mobile phone.



Forged Garden Hoes

MAX



FORGED Draw Hoe

- Forged, tempered head for maximum strength, long service life and superior blade sharpness
- Sharpened 6 1/4 inch blade edge penetrates ground easily, slices through weeds easily
- Single-piece, solid-socket design prevents moisture from weakening handle, gives greater strength

FH 70000

- 60 inch Ash wood handle allows working in upright position, reduces back strain

LLW • RP



FORGED Eye Hoes

- Forged, tempered steel blades for maximum strength, long service life and superior sharpness
- Sharpened-blade edges penetrate ground easily, slice through weeds easily
- 60 inch Ash wood handles withstand heavy weed chopping
- Ox-eye connections to extra-thick handle

LLW • RP



FH 71000
Eye Hoe
7 inch



FH 71001
Eye Hoe
8 inch



FH 71002
Eye Hoe
7 7/8 inch



FH 71003
Eye Hoe
5 1/4 inch



Garden Hoe

- Tempered steel head for strength and long life
- Gooseneck design ideal for working around plants
- 6 inch wide blade most popular size for general maintenance tasks

SH 60060

- 60 inch aluminum, oval-shaped handle with vinyl coating is lightweight and shaped for maximum strength

LLW • RP

Hoes

RED



Garden Hoe

- Swan-shaped neck keeps soil from building up on the tool
- Strong socket joint bolstered with a screw
- Coated with a clear rust inhibitor
- 6 inch wide blade most popular size for general maintenance tasks

SH 20000

- 54 inch wood handle allows working in upright position, reduces back strain

LLW



Value Tools

All Value Tools carry a 1-year limited warranty

Light-Duty Garden Hoe

- Swan-shaped neck keeps soil from building up on the tool
- 51 inch wood handle gives extra reach in the garden
- 6 inch wide blade most popular size for general maintenance tasks

SH 10000

Warren Hoe

- Tempered steel, 5x6 inch V-shaped head has sharpened edges for easy furrowing and digging
- Reduce back strain with a 54 inch wood handle that lets you work in an upright position

SH 22000

Weeding Hoes

MAX

Oscillating Hoe

- Heavy-duty, double-edged blade for push/pull weed cutting
- Slice weeds just below the surface with automatically angling blade
- 60 inch lightweight aluminum, non-slip, 2X bolt-thru handle

SH 60061

• 6 inch Blade

LLW • RP

60061-8

• Replacement head for SH 60061

LLW



Heavy-Duty Weeding Hoe

- Tough, tempered, abrasion-resistant 7 inch steel blade holds edge
- Notched and sharpened blade cuts on both push and pull stroke, slices easily through fibrous, overgrown weeds such as thistles, bindweed, wild mustard and clumping grasses

SH 63000

• 60 inch Ash wood handle allows working in upright position, reduces back strain

LLW



Oscillating Hoes

- Heavy-duty blade design for long service life
- Head automatically angles to slice weeds just below surface on both forward and back stroke
- Concave blade sharpens during use
- 60 inch Ash wood handle allows working in upright position, reduces back strain

SH 60000

• 4 inch Blade

LLW • RP

SH 60001

• 5 inch Blade

LLW • RP



Diamond Hoe

- 8 inch diamond-shape head with four sharpened edges cuts weeds on both forward and back strokes
- Points of diamond-shaped blade can nick even small weeds from hard to reach areas
- Easily sharpened carbon steel blade

SH 61000

• 60 inch Ash wood handle allows working in upright position, reduces back strain

LLW



McLeod Hoe

- Tempered steel tines for superior strength and long service life
- Very versatile, used for raking, scraping, grubbing and tamping
- 10 ⁴/₅ x 8 ⁴/₅ inch head with 9 inch sharpened edge and 3 ³/₅ inch tines

SH 65000

• 48 inch Ash wood handle allows working in upright position, reduces back strain

LLW • RP



Value Tool

All Value Tools carry a 1-year limited warranty

Oscillating Hoe

- Lightweight: only 1.6 lbs
- Sturdy, heat-treated carbon steel head
- 6 inch concave blade stays sharp with use

SH 15000

• 54 inch Hardwood handle

Cultivators

MAX



FORGED Cultivators

- Heavy-duty forged steel heads for weeding, cultivating, and aerating the hardest soils
- Tines with oval cross sections to reduce pulling effort
- Durable Ash wood tapered handles, 2X varnished for weather resistance

CV 70001 – 1 Prong

- 60 inch Ash wood handle
- LLW • RP

CV 70003 – 3 Prongs

- 60 inch Ash wood handle
- LLW • RP

CV 70004 – 4 Prongs

- 60 inch Ash wood handle
- LLW • RP



Cultivators

- Strong tempered steel heads for weeding and cultivating soil
- Reinforced riveted connections to prevent handle wobble
- Lightweight aluminum, non-slip, oval-shaped handles

CV 60061 – 1 Prong

- 60 inch aluminum handle with vinyl coating
- LLW

CV 60063 – 3 Prongs

- 60 inch aluminum handle with vinyl coating
- LLW

CV 60064 – 4 Prongs

- 60 inch aluminum handle with vinyl coating
- LLW



Cultivators

RED



Cultivator

- Tempered steel head for strength and long service life
- Welded tines have oval cross section for strength, reduced pulling effort
- Optimal choice for weeding and cultivating in one stroke
- Sturdy, tough, multi-purpose tool with strong ferrule socket connection to handle

CV 20004 – 4 Prongs

- 54 inch Ash wood handle



Dandelion Weeder

- Long reach weeder allows for digging out long taproot weeds without creating a large hole
- 36 inch wood handle allows for weeding without stooping

CV 22000

FORGED Potato/Refuse Fork **NEW**

- Available Fall 2012
- Use to drag refuse and harvest root vegetables
- Heavy-duty forged steel head for maximum durability
- Steel ferrule design for stronger connection
- Durable Ash wood tapered handle, 2X varnished for weather resistance



FK 70004 – 5 Tines

- 54 inch Ash wood handle
- LLW

FORGED Hay Forks

- Forged, tempered steel heads for maximum strength and long service life
- Heavy-duty forks for moving loose hay, mulches, tree trimmings, landscape waste
- Oval tines for greater lifting strength



FK 71004 – 4 Tines

- 54 inch Ash wood handle
- LLW • RP



FK 71005 – 5 Tines

- 54 inch Ash wood handle
- LLW • RP



FORGED Manure Forks

- Forged, tempered steel heads for maximum strength and long service life
- Heavy-duty forks for moving manure, compost, planting mix and other dense, damp material
- Oval tines for greater lifting strength



FK 72004 – 4 Tines

- 54 inch Ash wood handle
- LLW • RP



FK 72005 – 5 Tines

- 54 inch Ash wood handle
- LLW • RP

Manure Fork

- Tempered steel head for superior strength and long service life
- 5-Tine configuration is ideal for lifting and transferring materials
- Oval tines for greater lifting strength



FK 72065 – 5 Tines

- 54 inch aluminum, oval-shaped handle with vinyl coating is lightweight and shaped for maximum strength
- LLW

FORGED Spading Forks

- Forged, tempered tines for maximum strength and long service life
- Tines are narrow and tapered for easier soil penetration, yet extra thick to prevent splaying
- Single-piece, solid-socket design prevents moisture from weakening handle, gives greater strength
- Riveted connection keeps head securely mounted, prevents wobble



FK 70000 – 4 Tines

- 48 inch Ash wood handle gives added leverage for easier breaking of dense, heavy soils
- LLW



FK 70010 – 4 Tines

- 30 inch steel and Ash wood D grip makes it easier to use in close quarters
- LLW

Forks

MAX

FORGED Ensilage Forks

- Heavy-duty forks for lifting ensilage, construction debris, mulch or other loose materials
- Forged, tempered steel heads for maximum strength, long service life
- Closely spaced oval tines for maximum lifting capacity



FK 74000 – 10 Tines

- 48 inch Ash wood handle gives added leverage for easier breaking of dense, heavy soils

LLW • RP



FK 74010 – 10 Tines

- 30 inch steel and Ash wood D grip enables moving of heavy loads while keeping weight near to body to prevent back strain

LLW • RP



Forks

RED

Ensilage Fork **NEW**

- Available Fall 2012
- Tempered welded steel head to lift ensilage, construction debris, mulch or other loose materials
- Durable Ash wood handle, 2X varnished for weather resistance



FK 44010 – 10 Tines

- 30 inch Ash wood D handle

LW

Digging Fork

- Tempered steel tines for strength and long service life
- 10 inch tapered tines for easier soil penetration
- 29 inch wood D handle grip makes it easier to use in tight spaces



FK 42000 – 4 Tines

- 29 inch Wood D handle

Manure Fork **NEW**

- Available Fall 2012
- Tempered steel head to lift manure, compost or dense materials
- Durable Ash wood tapered handle, 2X varnished for weather resistance
- Long steel ferrule provides strength and durability



FK 42010 – 10 Tines

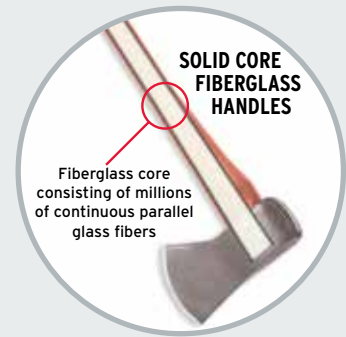
- 48 inch Ash wood handle

LW

Striking Tools



Remove stone, asphalt, concrete, soil clods, woody plants and roots with over 20 Corona® MAX tools that pry, pound, fracture, chop, and clear any obstacle to your project's success.



Axes & Hammers

MAX



FORGED Michigan Axe

- Forged, 3½ lb tempered steel head hardened for maximum strength
- Sharpened and polished blade edge, cuts cleaner and with less effort
- Maximum-strength solid-core fiberglass handle with thick, molded poly jacket dampens vibration from overstrikes to prevent breakage

AX 70020

- 34 inch solid-core fiberglass handle
- LLW



FORGED Pulaski Root Grubbing Tool

- Sharpened 3½ lb axe blade with steep bevel holds edge while cutting roots in soil
- Triangular-shaped mattock blade for excavating around large roots
- Maximum-strength solid-core fiberglass handle with thick, molded poly jacket dampens vibration from overstrikes to prevent breakage

AX 71020

- 34 inch solid-core fiberglass handle
- LLW

FORGED Sledgehammers

- Break through concrete, asphalt, masonry, or drywall... virtually any material, with durable forged, tempered steel heads
- Minimize deflections and finish your work faster with dual ground and polished convex striking faces
- Your choice of naturally shock-absorbing Hickory wood handles or solid-core fiberglass handles



ST 40004 – 4 lb

- 14 inch Hickory wood handle

ST 40006 – 6 lb

- 36 inch Hickory wood handle

ST 40001 – 8 lb

- 36 inch Hickory wood handle

ST 40010 – 10 lb

- 36 inch Hickory wood handle

ST 40012 – 12 lb

- 36 inch Hickory wood handle

ST 40016 – 16 lb

- 36 inch Hickory wood handle

ST 40020 – 20 lb

- 36 inch Hickory wood handle

LLW • RP (All Hickory models)

ST 70020 – 4 lb

- 15 inch solid-core fiberglass handle

ST 70022 – 6 lb

- 32 inch solid-core fiberglass handle

ST 70021 – 8 lb

- 32 inch solid-core fiberglass handle

ST 70023 – 10 lb

- 32 inch solid-core fiberglass handle

ST 70024 – 12 lb

- 34 inch solid-core fiberglass handle

ST 70025 – 16 lb

- 34 inch solid-core fiberglass handle

LLW (All fiberglass models)



FORGED Drilling Hammers

- Minimize deflections and finish your work faster with dual ground polished convex striking faces
- Your choice of naturally shock-absorbing Hickory wood handles or solid-core fiberglass handles

ST 43003 – 3 lb

- 10 inch Hickory wood handle
- LLW • RP

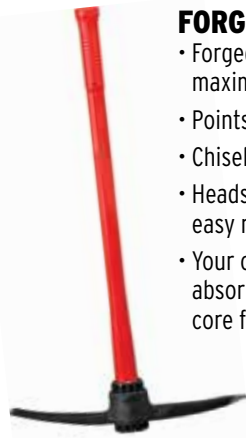
ST 73003 – 3 lb

- 10 inch solid-core fiberglass handle
- LLW

WARNING

Serious bodily injury or property damage could occur as a result of careless or improper use of these tool. Always inspect tools before use. Do not use if handles are loose or damaged or if these tool is chipped or cracked.

Users and bystanders must wear eye and body protection.



FORGED Railroad Picks

- Forged, 5 lb tempered steel heads hardened for maximum strength
- Points for fracturing rock and concrete
- Chisels for smoothing of rough edges and light prying
- Heads connected through eye holes allowing easy replacement
- Your choice of Hickory wood handle with shock absorbing Poly Guards or maximum strength solid-core fiberglass handle

PM 73020

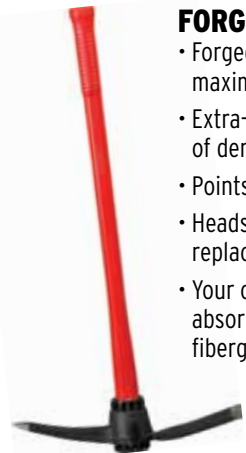
- 36 inch solid-core fiberglass handle

LLW • RP

PM 40000

- 36 inch Hickory wood handle with Poly Guard

LLW • RP



FORGED Pick Mattocks

- Forged, 5 lb tempered steel heads hardened for maximum strength
- Extra-wide mattock blades for more efficient breaking of dense heavy soils
- Points for fracturing, prying rock
- Heads connected through eye holes allowing easy replacement
- Your choice of Hickory wood handle with shock absorbing Poly Guard or maximum strength solid-core fiberglass handle

PM 74020


- 36 inch solid-core fiberglass handle

LLW • RP

PM 41000

- 36 inch Hickory wood handle with Poly Guard

LLW • RP



FORGED Cutter Mattocks

- Forged, 5 lb tempered steel heads hardened for maximum strength
- Extra-wide mattock blades for more efficient breaking of dense heavy soils
- Extra-sharp cutter blades for severing roots
- Heads connected through eye holes allowing easy replacement
- Your choice of Hickory wood handle with shock absorbing Poly Guard or maximum strength solid-core fiberglass handle

PM 75020

- 36 inch solid-core fiberglass handle

LLW • RP

PM 42000

- 36 inch Hickory wood handle with Poly Guard

LLW • RP



Sledge and Drilling Hammer Handles

Hickory Handle for 6-16 lb Sledgehammers – 36 inch 40001-4



Hickory Handle for 4 lb Sledgehammers – 14 inch 40004-4



Hickory Handle for 3 lb Drilling Hammers – 10 inch 43003-4



Pick and Mattock Handles

Hickory Wood Handle – 36 inch 40000-4



Poly Guard Hickory Handle – 36 inch 41000-4



Solid-Core Fiberglass Handle - 36 inch 73020-4



Pick and Mattock Heads

FORGED Railroad Pick Head 40000-8



FORGED Pick Mattock Head 41000-8



FORGED Cutter Mattock Head 42000-8




FORGED San Angelo Bar - 14 lb

- Forged, tempered steel hardened for prying strength, toughness, safety and long service life
- Point for fracturing rock and concrete
- Chisel edge for straight line concrete breaking, smoothing of rough edges and prying

BR 70090 - 60 inch

LLW



FORGED Digging Bar - 17 lb

- Forged, tempered steel, hardened for prying strength, toughness, safety and long service life
- Wide, thick blade for efficient digging in dense, heavy and rocky soils
- Tamp for compacting soils around fence posts, forms, etc.

BR 71090 - 70 inch

LLW



FORGED Wedge Point Bar - 18 lb

- Forged, tempered steel, hardened for prying strength, toughness, safety and long service life
- 1 1/4 inch Wide head for better leverage and greater impact

BR 72090 - 60 inch

LLW



FORGED Pinch Point Crow Bar - 18 lb

- Forged, tempered steel, hardened for prying strength, toughness, safety and long service life
- Long, thick shank for maximum levering strength
- Pinch-point design places fulcrum close to object to be lifted, gives maximum leverage and enables lifting of objects from flat surfaces

BR 73090 - 60 inch

LLW



FORGED Landscape Bar - 32 lb

- Forged, tempered steel, hardened for prying strength, toughness, safety and long service life
- Heavy-duty welded construction enables moving of large rocks and other extremely heavy landscape elements
- Large tamp, combined with weight of bar, enables maximum compaction of postholes and other landscape elements

BR 74090 - 69 inch

LLW



Utility Tools

If you need to manage irrigation systems, level job sites for planting or construction, install stakes and posts, or avoid underground fixtures when digging, Corona® has you covered.



Sprinkler Keys

Easily operate brass and plastic sprinkler control valves with a spectrum of keys that reach even low or tight spots.



Meter and Valve Keys

Essential tools for opening and shutting valves that bring water to common water fixtures in residential and commercial irrigation systems.




Pipe Extractors

Quickly fix broken irrigation nipples and risers with unique dual-sized designs that extract most common pipe sizes.



Post Drivers

Securely install standard-sized posts for fences, trellises, pergolas, lamps, mailboxes, and more.




Soil Probes

Save time by identifying buried objects or underground utilities before digging. Also useful for testing soil compaction in the garden.



Scrapers

Chip and remove encrusted materials from hard surfaces, from caked-on soil to ice and hard-packed snow.



Tamps

Efficiently compact and level gravel, asphalt, sand, and soil. Indispensable for installing planters, patios, decks, pathways, fences, retaining walls, and more.

DIG DEEPER

Learn more about the unique features of Corona tools. Simply scan the QR code with your mobile phone.





Operating Wrench 3-in-1 **NEW**

- Multifunctional, opens valves with 3 interchangeable heads - 1, 1 1/8 and 2 inches
- Square key operates valves with a 2 inch square operating nut
- Conveniently store heads on tool with snap button locks
- Extends from 3 to 5 feet by releasing a snap button
- Solid steel construction with "T" style handle design for better leverage
- Red color so it's easier to find on the job.

UT 69000 **NEW**

LLW • RP

69000-100 **NEW**

- Valve Key Head - 1 inch

69000-118 **NEW**

- Meter Key Head - 1 1/8 inch

69000-200 **NEW**

- Square Meter Key Head - 2 inch



Meter Key

- Opens and shuts standard meter valves
- High-quality welded steel construction for long service life
- Cushioned, non-slip T-bar handle for better leverage

UT 62055

- 1 1/8 inch Key slot, 30 inch shaft

LLW



Heavy-Duty Sprinkler & Valve Key

- 2-Prong head opens and shuts valves with cross and wheel handles
- High-quality welded steel construction for long service life
- Cushioned, non-slip T-bar handle for better leverage

UT 61000

- Two 3/8 inch diameter prongs with 1 1/2 inch offset
- 48 inch shaft

LLW



Steel Soil Probe

- Locate underground utilities and pipelines before digging
- High-quality welded steel construction for greater strength
- Cushioned, non-slip T-bar handle for best control

UT 64050

- 48 inch Steel shaft

LLW



Operating Wrench

- Large squared key opens and shuts high-capacity gate valves
- Extra-long shaft reaches deeply set lines on commercial construction sites
- Heavy-duty all-steel construction for superior strength
- T-bar handle provides maximum leverage

UT 62052

- 2 1/4 inch squared key, 60 inch shaft

LLW



Meter Keys

- For standard sprinkler and residential shut off valves
- Heavy-duty all-steel construction for superior strength
- T-bar handles provide maximum leverage

UT 62050

- 1/2 inch Key slot, 29 3/4 inch shaft

LLW



UT 62051

- 3/4 inch Key slot, 31 3/4 inch shaft

LLW



Man Hole Cover Hook

- Easily pull and removes manhole covers with curved head design
- Heavy-duty all-steel construction for superior strength
- Avoid back strain with T-bar handle that allows use of shoulders and leg muscles

UT 63050

- 37 inch Overall length

LLW



Fiberglass Soil Probe

- Locate underground utilities and pipelines before digging
- Fiberglass for best combination of strength and weight
- Replaceable steel tip for long service life
- Cushioned, non-slip T-bar handle for best control

UT 64020

- 50 inch Fiberglass shaft with steel tip

LLW



EZ Out

- For extraction of broken nipples and risers in irrigation systems
- Unique designs with serrated gripping surfaces for superior grabbing power
- 2 Tapered sizes cover full range of applications
- All-steel body construction and zinc heads for rugged use and long life
- Knurled, press-fit heads will not pull out or twist
- Comfortable T-loop handles for ultimate gripping power, good for all size hands
- Handle loops can be used to inset lever bar, pipe or wrench handle for extra leverage

UT 65001 – 1 inch & 1¼ inch
UT 65002 – ½ inch & ¾ inch
LLW



Dirt Tamp - 10 inch x 10 inch

- 56% larger plate helps you finish your job faster than with standard 8 inch squared plate
- Heavy-duty steel construction for long service life
- ¼ inch steel plate and gussets for maximum strength and even tamping

UT 60053
 • 58 inch Ash wood handle
LLW



Dirt Tamp - 8 inch x 8 inch

- Ideal for efficient tamping of trenches, specimen tree holes, and base materials
- Heavy-duty steel construction for long service life
- ¼ inch steel plate and gussets for maximum strength and even tamping

UT 60050
 • 43 inch Ash wood handle
LLW

Head Trimmers

- Easily trim around sprinkler heads with serrated edges
- Two sizes cover a complete range of heads
- High-quality welded steel construction for long service life
- Cushioned, non-slip T-bar handles for better leverage



UT 66004
 • 4 inch diameter,
 29 inch shaft
LLW



UT 66006
 • 6 inch diameter,
 29 inch shaft
LLW



Dirt Tamp - 8 inch x 8 inch

- Ideal for efficient tamping of trenches, specimen tree holes, and base materials
- High-quality welded steel construction will hold up to heavy use
- ¼ inch steel plate and gussets for maximum strength and even tamping

UT 60057
 • 58 inch steel handle
LLW



Dirt Tamp - 3 ½ inch x 12 inch

- Ideal for tamping in trenches and tight spaces
- High-quality welded steel construction will hold up to heavy use
- ¼ inch steel plate and gussets for maximum strength and even tamping

UT 60055
 • 58 inch steel handle
LLW

Post Drivers

- Easily drive standard-sized square posts and stakes into the ground
- Standard models feature two angled handles for best gripping position and control
- Long reach model features one extended handle for driving posts close to ground level
- High-quality welded steel construction for long service life



UT 67003
 • 65 inch handle
 • 2 ½ inch inside diameter
LLW



UT 67002
 • 3 ½ inch inside diameter
LLW



UT 67001
 • 2 ½ inch inside diameter
LLW



FORGED Scraper/Chopper

- Heavy-duty steel head scrapes encrusted materials from hard surfaces
- Sharpened blade is 4 inches wide for efficient digging, edging, and root cutting
- Durable Ash wood handle 2X varnished for weather resistance

UT 71000

- 54 inch Ash wood handle

LLW



FORGED Sidewalk Scraper

- Heavy-duty steel head scrapes encrusted materials from hard surfaces
- Sharpened blade is 7 inches wide for efficient edging of sidewalks and ice chipping
- Durable Ash wood handle 2X varnished for weather resistance

UT 70000

- 48 inch Ash wood handle

LLW



Sprinkler Keys **NEW**

- Use to turn sprinkler control valves on or off with ease
- Steel construction with triangular head for better leverage
- Sturdy 0.28 inch diameter rods
- Two prong heads are 1.1 inches wide

UT 60054 **NEW**

- 54 inch overall length

LW

UT 60030 **NEW**

- 30 inch overall length

LW

UT 60007 **NEW**

- 7 inch overall length

LW

Value Tools

All Value Tools carry a 1-year limited warranty

Sidewalk Scraper

- Used for removing and chipping snow and ice off sidewalks and steps and as a light-duty foot edger for sidewalks and driveways
- 7 inch tempered wide blade with sharpened edge
- 48 inch wood handle

UT 47000

1/2 Moon Edger

- Semi-circular edging knife for straight, even edges and borders
- Tempered steel blade and socket for long life
- Large forward-turned steps for firmer footing
- 48 inch long wood handle

UT 20000

Dual Wheel Grass Edger

- 6 inch self sharpening blade with an adjustable depth gauge
- Wide, dual treads for traction and easier handling on concrete
- 48 inch wood handle

UT 21000

Weed Cutter

- Weed cutter is used to trim tall grass and weeds around yards
- 14 inch blade has serrations on each edge and cuts in either direction
- Blade is connected to handle with two bolts
- 30 inch wood handle

UT 24000

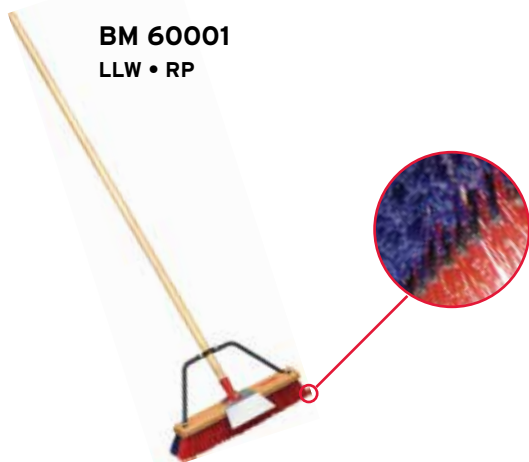
Grass Whip

- Grass whip is used to trim tall grass and weeds around yards
- 9 1/4 inch blade is serrated on both edges and cuts in either direction
- 14 inch wood handle
- 24 inch steel shaft
- Double rivets securely hold blade to steel shaft

UT 22000

Landscape Broom - 3 Bristles, 18 inch

- 18 inch head concentrates pushing force, is ideal for gutters, walkways and stepping stones
- Replaceable hardwood head with coarse poly, medium steel and medium, feathered poly bristles removes both coarse and fine material in one pass
- Scraper blade for removing congealed dirt, gum and other residues from concrete walks and pavers
- Head is bolted to cast-metal socket, which is pinned to handle, cannot twist loose like threaded handles
- Steel braces prevent head wobble and uneven bristle wear
- 60 inch long wood handle



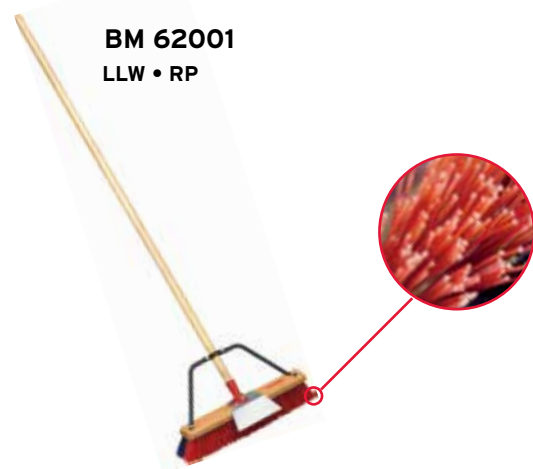
Push Broom - 2 Bristles, 24 inch

- 24 inch wide head ideal for sidewalks, concrete slabs and floors
- Replaceable hardwood head with coarse and medium poly bristles for efficient, single-pass removal of unwanted material
- Scraper blade for removing congealed dirt, gum and other residues from concrete walks and pavers
- Head is bolted to cast-metal socket, which is pinned to handle, cannot twist loose like threaded handles
- Steel braces prevent head wobble and uneven bristle wear
- 60 inch long wood handle




Street Broom - 1 Bristle, 18 inch

- 18 inch wide head concentrates pushing force, ideal for sidewalks, concrete slabs and floors
- Replaceable hardwood head with coarse poly bristles for efficient, single-pass removal of unwanted material
- Scraper blade for removing congealed dirt, gum and other residues from concrete walks and pavers
- Head is bolted to cast-metal socket, which is pinned to handle, cannot twist loose like threaded handles
- Steel braces prevent head wobble and uneven bristle wear
- 60 inch long wood handle



Push Broom - 1 Bristle, 24 inch

- 24 inch wide head is ideal for sweeping gutters, walkways, sidewalks, concrete slabs, floors and stepping stones
- Replaceable hardwood head with medium, feathered poly bristles removes both coarse and fine material in one pass
- Head is bolted to cast-metal socket, which is pinned to handle, cannot twist loose like threaded handle
- 60 inch aluminum, oval-shaped handle with vinyl coating is lightweight and shaped for maximum strength



Wheelbarrows

A beautiful new garden. A rustic stone path. Extra living space from which to enjoy it all. Whatever your vision, Corona® wheelbarrows are designed to help you create, build, get the job done, Season After Season.

Extra-heavy duty, wrinkle-free steel tray makes mixing and removing material easy, resists leaks and corrosion

Easy transport and storage with removable handles that let you use up to 30% less space, or affix permanently with included hardware

Full-sized steel reinforcing plate under the tray, reduces potential puncture of tub

Tubular steel frame for more strength, less weight

Heavy-duty tires and optional dual wheel kits, in 4-Ply pneumatic or flat-free versions make short work of the toughest jobs

Easy cleaning and storage with parallel stabilizer bars that let the unit stand vertically on its own

Two wheel positions let you adjust ground clearance to job site conditions: low for flat terrain, high for rugged

Effortless dumping and pouring with built-in fulcrum action



NEW WB 2806K EasyLifter™ Wheelbarrow with Optional AC 2806 Dual Wheel Kit

Design Patent
USA 5,884,924
Canada 2,291,159



All MAX models include:
Knobby tires for added traction
Ball bearings and grease fittings for smooth rolling and long life

DIG DEEPER

Learn more about the unique features of Corona tools. Simply scan the QR code with your mobile phone.



EasyLifter™ Wheelbarrows - Steel Handles **NEW**

- Heavy-duty all-steel frames and 6 cubic foot trays
- Effortless pouring with built-in fulcrum action
- Easy cleaning and storage, stand vertically on their own
- Lift with less effort by aligning wheel with center of gravity
- Adjust ground clearance to job site conditions by changing wheel position
- Optional dual-wheel configuration
- Convenient transport with innovative removable handles
- Easy storage - just mount handles onto built-in storage brackets until next use

WB 2806 **NEW**

• 16 inch Pneumatic 2-Ply tire with ball bearings and grease fitting

LLW

WB 2806FF **NEW**

• 16 inch Solid flat-free tire with ball bearings and grease fitting

LLW



Design Patent
USA 5,884,924 / Canada 2,291,159

EasyLifter™ Dual Wheel Kits **NEW**

- Increase capacity and stability to make short work of the toughest jobs
- Kits include 1 wheel, 1 axle, and hardware
- Work in conjunction with single wheel on WB 2806 or WB 2806FF (sold separately)



*WB 2806 shown with optional AC 2806 Kit and with handles in storage position.

AC 2806 **NEW**

• 16 inch Pneumatic 2-Ply tire with ball bearings and grease fitting

AC 2806FF **NEW**

• 16 inch Solid flat-free tire with ball bearings and grease fitting

Heavy-Duty Contractor Wheelbarrow **NEW** Wood Handles

- 1.4 mm Wrinkle-free, extra-heavy-duty steel tray
- Stronger 60 inch hardwood handles feature 10% larger cross-section than in standard pro wheelbarrows
- Squared holes in tray makes tightening easier, helps avoid loosening during heavy work
- Stronger hardwood handles feature 10% larger cross-section than standard pro wheelbarrows
- Bolt-through design helps legs sustain loads better than with tabbed cross-braces
- 6 cubic foot class tray balances carrying capacity with typical worker's lifting ability



WB 2706

- 16 inch Pneumatic 2-Ply tire with ball bearings and grease fitting

LLW

Heavy-Duty Steel Wheelbarrow - Wood Handles

- 1.4 mm Wrinkle-free, extra-heavy-duty steel tray
- Reinforced steel front tray braces for added support and stability
- Ball bearings for years of smooth performance and grease fittings for easy lubricating
- 60 inch contractor-grade hardwood handles
- Quick connect system for faster assembly



WB 2506K

- 16 inch Pneumatic 2-Ply tire with ball bearings and grease fitting

LLW • RP

WB 2506KFF

- 16 inch Solid flat-free tire with ball bearings and grease fitting

LLW • RP

Heavy-Duty Steel Wheelbarrows - Steel Handles

- 1.4 mm Wrinkle-free, extra-heavy-duty steel tray
- Reinforced steel front tray braces for added support and stability
- Ball bearings for years of smooth performance and grease fittings for easy lubricating
- 60 inch superior strength steel handles with comfort grips
- Quick connect system for faster assembly



WB 2606K

- 16 inch Pneumatic 2-Ply tire with ball bearings and grease fitting

LLW • RP

WB 2606KFF

- 16 inch Solid flat-free tire with ball bearings and grease fitting

LLW • RP

Flat-Free Tires

- Finish your job faster with a solid tire that will not deflate
- Choice of knobby tread for uneven terrain or ribbed tread for even terrain



AC 2500 KNOBBY

- 16 inch Solid flat-free tire with ball bearings and grease fitting



AC 2600 RIBBED

- 16 inch Solid flat-free tire with ball bearings and grease fitting



6 Cubic Ft Steel Wheelbarrow - Wood Handles

- 1.0 mm Wrinkle-free steel tray
- Reinforced steel-front tray braces for added support and stability
- Ball bearings for years of smooth performance
- 60 inch hardwood handles



WB 2006

- 15 inch Pneumatic 2-Ply tire with ball bearings

LW • RP

WB 2006FF

- 16 inch Solid flat-free tire with ball bearings and grease fitting

LW • RP

Value Tools

All Value Tools carry a 1-year limited warranty

4 Cubic Ft Steel Wheelbarrow Wood Handles

- Great for light-duty jobs around the house
- Steel tray
- 57 inch hardwood handles

WB 2004

- 15 inch Pneumatic 2-ply tire with ball bearings

10 Cubic Ft Poly Wheelbarrow Dual Wheels, Wood Handles

- Heavy-duty, corrosion-proof poly tray with UV protection
- Reinforced steel-front tray braces for added support and stability
- 16 inch dual-wheel assembly with pneumatic, 2-ply knobby tires provide added control and stability when carrying heavy loads
- Ball bearings for years of smooth performance
- 60 inch contractor-grade hardwood handles



WB 1010

LW • RP

6 Cubic Ft Poly Wheelbarrow - Wood Handles

- Corrosion-proof poly tray with UV protection
- Reinforced steel-front tray braces for added support and stability
- Ball bearings for years of smooth performance
- 60 inch hardwood handles



WB 1006

- 15 inch Pneumatic 2-Ply tire with ball bearings

LW • RP

WB 1006FF

- 16 inch Solid flat-free tire with ball bearings and grease fittings

LW • RP



LLW= Lifetime Limited Warranty

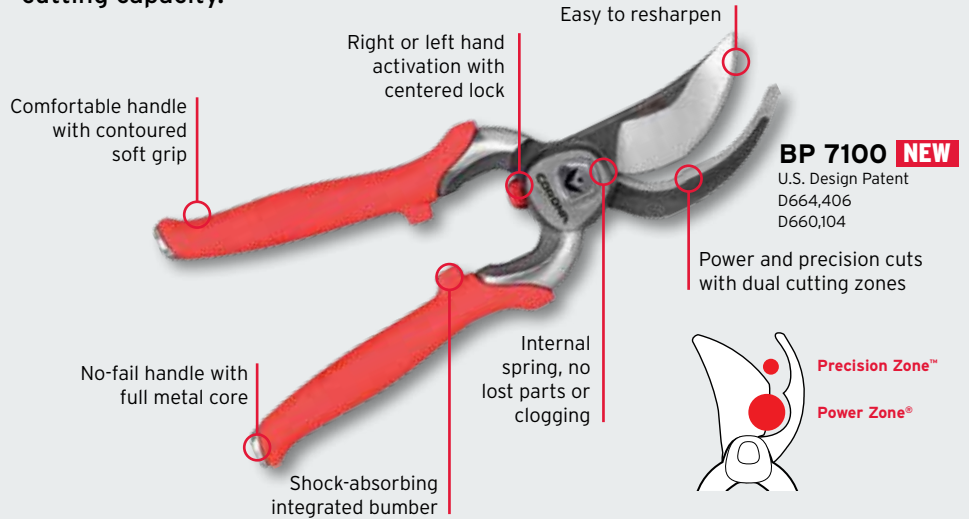
LW= Limited Warranty

RP= Replacement Parts Available

Hand Pruners




There's a Corona® Pruner to satisfy virtually any cutting need or preference. The blades and hooks on each of our bypass pruners are individually hand matched for precision, ensuring the closest, cleanest cuts with maximum cutting capacity.



BP 7100 NEW
U.S. Design Patent
D664,406
D660,104

DIG DEEPER

Learn more about the unique features of Corona tools. Simply scan the QR code with your mobile phone.



Hand Pruners

MAX



FORGED Dual Cut Bypass Pruner **NEW**

- Maximum strength forged technology
- No blade crossover with fully forged steel construction for strength
- Enhanced performance with large cuts due to patented blade and hook design

LW



SCAN CODE
FOR PRODUCT
VIDEO



BP 7100

U.S. Design Patents D664,406 & D660,104




Convertible Pruner + Lopper **NEW**

• Available October 2012

- Easily Converts for two-handed operation
- Ease of a pruner with power of a lopper - All in one tool
- No blade crossover with fully forged steel construction for strength
- Internal spring, no lost part or clogging
- Right or left hand activation with center lock
- Easy to resharpen
- Comfortable handle with contoured grip

LLW



BP 7450

Patent Pending

Hand Pruners

MAX

CUTS UP TO
1
Inch

LLW
RP

FORGED Classic Cut® Bypass Pruner

- Maximum strength forged technology
- Replaceable, resharpenable bypass blade
- Slant-ground, narrow-profile hook
- Sap groove
- Wire-cutting notch



BP 3180

CUTS UP TO
3/4
Inch

LLW
RP

FORGED Classic Cut® Bypass Pruners

- Maximum strength forged technology
- Resharpenable bypass blade
- Slant-ground, narrow-profile hook
- Sap groove

BP 3160 - 3/4 inch
BP 3130 - 1/2 inch



CUTS UP TO
1/2
Inch

LLW
RP

CUTS UP TO
1
Inch

LLW
RP

FORGED Angled Bypass Pruners

- Forged steel alloy construction
- 20° Angle cutting head reduces wrist fatigue
- Integral shock absorbing bumper
- Angle-mounted nickel plated high-carbon steel volute spring

BP 6190 - 1 inch
BP 6170 - 3/4 inch



CUTS UP TO
3/4
Inch

LLW
RP

CUTS UP TO
1
Inch

LLW
RP

FORGED Aluminum Bypass Pruner

- Lightweight forged aluminum construction
- Easy to replace, high-carbon steel blade
- Slant-ground, narrow-profile hook with self-cleaning sap groove
- Shock-absorbing bumper
- Easy-to-replace steel blade and spring are interchangeable with Felco®



BP 6250

CUTS UP TO
1
Inch

LLW
RP

FORGED Landscape-Irrigation Bypass Pruner

- Built-in Sprinkler adjuster fits common nozzles
- Maximum strength forged technology
- Resharpenable, replaceable bypass blade
- Ergonomic handles for added comfort



SCAN CODE
FOR PRODUCT
VIDEO

BP 3670

U.S. Design Patent D652,272



Sprinkler
Adjuster



3670-1C **NEW**

- Replacement Blade

3670-91C **NEW**

- Hardware Kit (Pivot bolt & nut, spring, lock with screw and washer)

CUTS UP TO
3/4
Inch

LLW



FORGED Bypass Pruner

- Forged high-carbon steel forms a stronger, more durable cutting tool
- Resharpenable, forged steel blade for long service life
- Ergonomic angled pruning head for added comfort and reduced hand stress
- Contoured handles with comfortable non-slip grips

BP 3640



CUTS UP TO
3/4
Inch

LLW

FORGED Two-Handed Pruner

- Lightweight, two-handed operation for easier cutting
- Forged, resharpenable bypass blade and hook
- Oval steel handles for greater comfort
- Handle length - 11 1/4 inch

BP 3225



CUTS UP TO
3/4
inch

LW



ComfortGEL™ Bypass Pruner **NEW**

- Bypass design for pruning live, green growth
- Specially coated non-stick blade provides maximum cutting performance
- Reduced hand fatigue with ShockGUARD® bumper system
- Accommodates both right and left-hand users
- Maximize comfort and control with soft, ergonomically-sharpened grips

BP 3214



Patent Pending

CUTS UP TO
3/4
inch

LW



ComfortGEL™ Anvil Pruner **NEW**

- Available 2013
- Anvil design for pruning dry and woody growth
- Specially coated non-stick blade provides maximum cutting performance
- Reduced hand fatigue with ShockGUARD® bumper system
- Accommodates both right and left-handed users
- Maximize comfort and control with soft, ergonomically-shaped grips

AP 3234



CUTS UP TO
1
inch

LW
RP

FORGED Aluminum Bypass Pruner

- Lightweight forged aluminum handles
- High-carbon steel blade and hook
- Bypass allows for close, cleaner and healthier cuts
- More affordable, less lightweight version of BP 6250 with separate hook instead of one-piece aluminum hook

BP 4250



CUTS UP TO
1
inch

LW
RP

Comfort Grip Bypass Pruner

- High-comfort textured grip and forged aluminum handle increase balance and control
- Ergonomically designed handles reduce fatigue
- Bag ripper and wire cutter on blade add utility
- Replaceable blade for long-lasting, easy cutting

BP 6590



U.S Design Patent
D585,250



CUTS UP TO
3/4
inch

LW
RP

Ergonomic Bypass Pruner

- Lightweight pruner for general-purpose pruning
- Ergonomic, reinforced nylon handles
- Resharpenable, high-carbon steel blade for long service life

BP 4180



CUTS UP TO
1
inch

LW
RP

FORGED Aluminum Bypass Pruner Rolling Handle

- Lightweight, forged aluminum construction for strength
- Rolling handle designed to reduce cutting effort and hand fatigue
- Geared pivot bolt permits precise blade adjustments
- Replaceable, resharpenable high-carbon steel blade
- Volute spring resists clogging and maintains smooth cutting action

BP 4840



CUTS UP TO
7/8
inch

LW

Adjustable Grip Bypass Pruner

- High-carbon steel blade with PTFE non-stick coating for less force to cut
- 5 mm Hex key wrench for blade tension adjustment
- Narrow-profile, slant-ground hook assures easy access to tight spots

BP 3350



Adjustable handles to fit large and small hands for greater comfort

Hand Pruners

RED

CUTS UP TO
5/8
inch

Bypass Pruner

- Bypass design for pruning live, green growth
- Lightweight, well balanced, designed for extended use
- Textured grips for non-slip cutting comfort
- Enclosed spring is protected from debris
- Hard chrome body with PTFE non-stick coated steel blade for durability

LW

BP 3140



CUTS UP TO
3/4
inch

Stainless Steel Bypass Pruner

- Stainless steel blade and hook resist corrosion
- Ergonomic, non-slip grip
- Easy to operate, unobtrusive lock
- Lightweight, easy to use

LW
RP

BP 3120



CUTS UP TO
1 1/4
inch

Long Reach Pruner

- Overall length of 62 inches is ideal for pruning high or low, without bending or straining
- Head rotates, tilts, and swivels for unlimited cutting positions
- Powerglide™ comfort grip eliminates tangled ropes
- Oval end-grip with rubber overmold increases reach
- Lightweight: weighs only 2.5 lb so you can prune trees, shrubs, and roses all day

LW

TP 3206



CUTS UP TO
3/4
inch

Anvil Pruner

- Anvil design for pruning dry and woody growth
- Lightweight, well balanced, designed for extended use
- Textured grips for non-slip cutting comfort
- Enclosed spring is protected from debris
- Hard chrome body with resharpenable steel blade for durability

LW

AP 3110



CUTS UP TO
3/4
inch

Ratchet Pruner

- Power multiplying ratchet action for easy cutting
- Non-stick coated blade for smooth cutting and easy cleaning
- Specially designed molded grip fits all hand sizes
- Suitable for right and left hand use

LW

RP 3230



CUTS UP TO
1/2
inch

Long Reach Cut 'n' Hold Pruner

- Overall length of 46 inch allows reach to otherwise inaccessible areas
- High-carbon steel blade and hook are fully heat treated
- Blade is PTFE non-stick coated for easier cutting
- Adjustable foam grip provides balance and ease of use
- Cut 'n' Hold feature holds stem until you release the grip
- Ergonomic co-molded handles for comfort

LW

LR 3460



Accessories

MAX



Leather Scabbard

- Top-grain leather construction
- Stitched and riveted for durability
- Belt clip and loops included
- Universal design fits most hand pruners

AC 7220
LLW



Nylon Scabbard

- Durable nylon construction
- Universal design fits hand pruners and folding saws
- Easy to carry using metal clip or belt loops
- Front pocket for sharpener storage

AC 4510
LW

Accessories

RED

Sharpening Tool

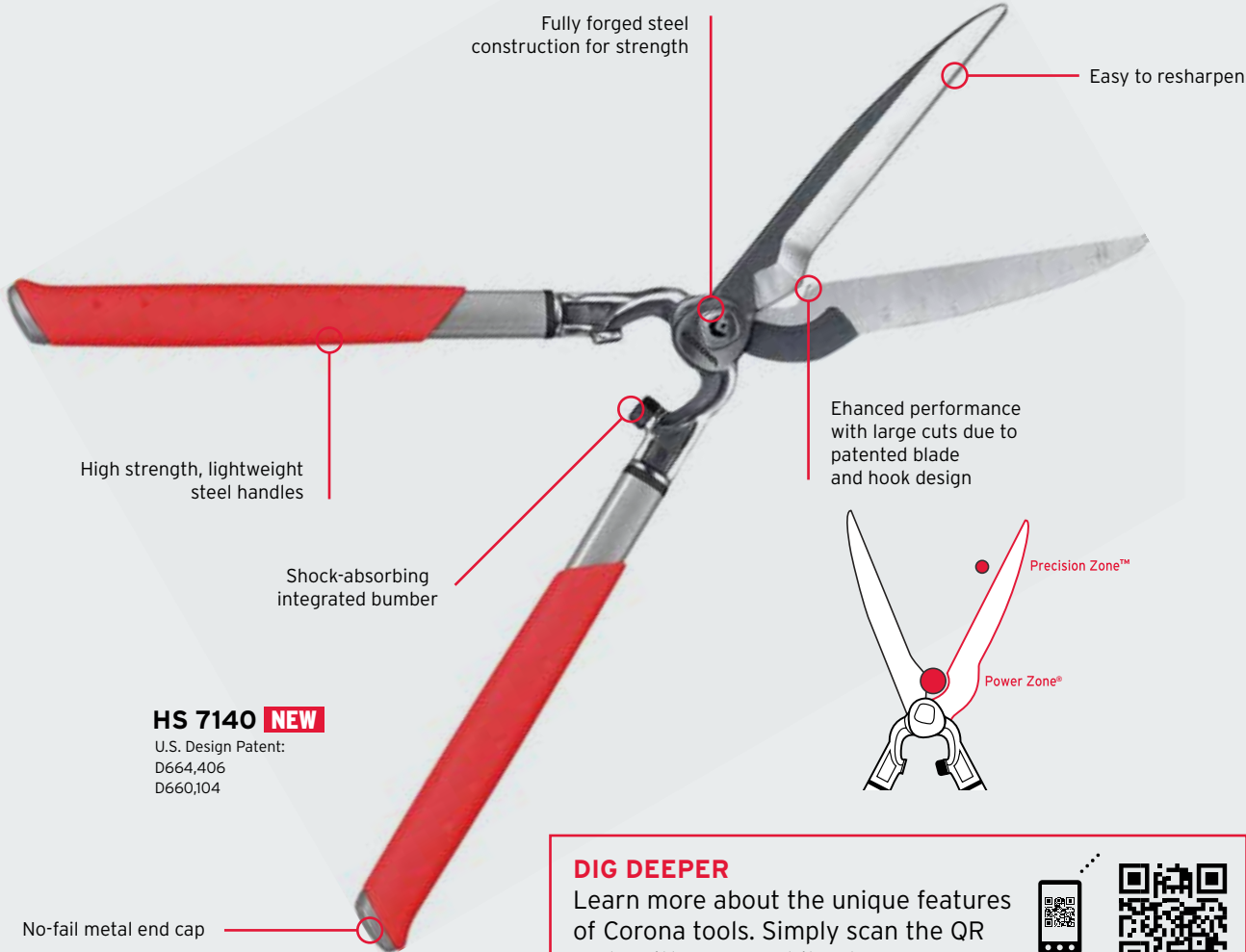
- 5 inch Super carbide file
- Ideal for sharpening all blades
- Easy to fit in pocket
- Non-slip grip for easy use

AC 8300
LW



Hedge Shears

From the shaping of large shrubs and hedges, to the trimming of grass and other plants, Corona® meets the needs of professionals with a diverse line of innovative specialty shears built to exacting standards of craftsmanship.



DIG DEEPER

Learn more about the unique features of Corona tools. Simply scan the QR code with your mobile phone.



Hedge Shears

MAX

FORGED Dual Cut Hedge Shear **NEW**

- Comfortable steel handles with contoured soft grips fits various hand sizes
- Enhanced performance with large cuts due to patented blade and hook design
- Shock-absorbing integrated bumper
- Easy to sharpen
- No-fail metal end cap

HS 7140

- 12 ½ inch handles, 10 inch blades
- LLW**



U.S. Design Patent:
D664,406
D660,104

FORGED Hedge Shear

- Resharpenable, forged steel alloy blades
- Lightweight, high-strength elliptical aluminum handles
- Fully heat-treated for strength
- Limb notch in lower blade
- Dual forged-in bumper cups with elastomer bumpers

AH 6970

- 12 ½ inch handles, 10 ½ inch blades
- LLW • RP**



FORGED Hedge Shear

- Resharpenable, forged steel alloy blades
- Bolted-on hardwood handles, comfortable non-slip grips
- Fully heat-treated for strength
- Limb notch
- Shock Stop® bumper

HS 6960

- 9 ¼ inch handles, 10 inch blades
- LLW • RP**



FORGED Hedge Shears - Serrated Blade

- 8 ½ inch resharpenable, forged steel alloy blades
- Lightweight, high-strength elliptical aluminum handles
- Fully heat treated for strength
- Serrated top blade and limb notch in lower blade
- Dual forged-in bumper cups with elastomer bumpers

AH 6950

- 21 inch handles, 8 ½ inch blades
- LLW • RP**

AH 6940

- 13 inch handles, 8 ½ inch blades
- LLW • RP**



FORGED Hedge Shears - Serrated Blade

- Resharpenable, forged steel alloy blades
- Bolted-on hardwood handles with non-slip grips
- Fully heat-treated for strength
- Serrated top blade and limb notch in lower blade
- Shock Stop® bumper

HS 6930

- 20 inch handles, 8 ½ inch blades
- LLW • RP**

HS 6920

- 9 ½ inch handles, 8 ½ inch blades
- LLW • RP**



FORGED Hedge Shear - Extendable Handle

- Lightweight steel handles with comfort grips extend from 13 inches to 20 inches
- Forged, high-carbon steel blades for durability and strength
- Shock Stop® bumper reduces arm and shoulder fatigue
- Precision-made pivot bolt provides smooth cutting action

HS 3950

- 10 inch blades
- LW**

Extends from
13 inches to 20 inches



Hedge Shears

RED

ComfortGEL™ Hedge Shear **NEW**

- Specially coated non-stick blades provide maximum cutting performance
- Reduced hand fatigue with ShockGUARD® bumper system
- Maximize comfort and control with soft, ergonomically-shaped grips



HS 3244
• 9 inch blades
LW

FORGED Hedge Shear

- Resharpenable, forged steel alloy blades
- Top-grade hardwood handles
- Fully heat-treated for strength
- Limb notch for larger branches
- Comfortable non-slip grips



HS 3911
• 9 ½ inch handles, 8 ¼ inch blades
LW • RP

FORGED Hedge Shear

- Lightweight aluminum handles with comfort grips
- Forged, high-carbon steel blades for durability and strength
- Shock Stop® bumper reduces arm and shoulder fatigue
- Precision-made pivot bolt provides smooth cutting action



AH 4250
• 11 inch handles, 8 ¼ inch blades
LW



Hedge Shear - Extendable Handle

- Lightweight steel handles are adjustable from 15 inches to 26 inches
- Heat-treated, high-carbon steel blades for durability and strength
- Blades narrow at the tip for fine trimming and shaping
- Shock Stop® bumper and ergonomic grips for comfort



HS 3930
• 8 ¼ inch blades
LW

Extends from
15 inches to 26 inches

Compound Action Hedge Shear - Aluminum Handle

- High-carbon steel blades are fully heat-treated
- Compound action multiplies your cutting power
- Top blade is serrated to hold materials in place during cutting
- Bottom blade is PTFE non-stick coated for easy, clean cuts
- Lightweight, strong aluminum handles with ergonomic grip



AH 4220
• 11 ½ inch handles, 9 inch blades
LW

Precision Hedge Shear

- For sculpting and trimming
- Comfort grip reduces fatigue
- Compact and lightweight



HS 3070
• 8 ½ inch handles, 7 inch blades
LW

Grass Shears

MAX

FORGED Classic Cut® Grass Shear

- Professional scissor cutting action
- Resharpenable, forged steel alloy blades
- Fully heat-treated for strength
- Comfortable, non-slip grip
- Cuts tough sod and ground cover

GS 6750
LLW • RP



SCISSOR CUTTING ACTION



Grass shears are versatile tools for trimming grass, ground cover and small hedges and for trimming and edging along walks, beds and fences.

Grass Shears

RED

Pump-Action Grass Shear

- Hard, chrome-plated, high-carbon steel blades are fully heat-treated
- Adjustable tension control for maximum shearing
- Cast-aluminum body construction
- Foam grip for comfortable use

GS 3760
LW



Swivel Grass Shear

- Versatile three-position blade
 - Vertical for edging
 - Horizontal for trimming
 - Angled for hard to reach areas
- Precision-ground, high-carbon steel blades
- Durable chrome plating
- Easy to set thumb lock

GS 3750
LW



Loppers



For trimming larger branches and limbs, Corona® gives you a choice of loppers with handles of lightweight high-strength aluminum, top-grade Hickory wood, strong pultruded fiberglass or tubular steel. For even greater cutting capacity, select our compound action anvil and bypass models to get three times the cutting power of conventional loppers.



SL 7180 NEW

U.S. Design Patents
D664,406
D660,104

DIG DEEPER

Learn more about the unique features of Corona tools. Simply scan the QR code with your mobile phone.



High-Performance Loppers

MAX



LLW
RP



FORGED Dual Cut Bypass Lopper NEW

- Fully forged steel construction for strength
- Enhanced performance with large cuts due to patented blade and hook design
- Shock-absorbing integrated bumper
- Comfortable handle with contoured soft grip, fits various hand sizes
- Easy to resharpen
- No-fail metal end cap



SL 7180 – 31 inch

U.S. Dual Cut Patents D660, 104 & D664,406

High-Performance Loppers

MAX

CUTS UP TO
2 1/4
inch

LLW
RP

FORGED High-Performance Orchard Loppers

- Easier adjustments with **new and improved** design that eliminates nut-retaining clip
- Unmatched blade design dramatically reduces force-to-cut
- Lightweight, high-strength elliptical aluminum handles
- Resharpenable, replaceable, Dual Arc™ bypass blade of fully heat-treated forged steel



AL 8482 - 36 inch **UPDATED**

Replaces AL 8481



AL 8462 - 32 inch **UPDATED**

Replaces AL 8461



AL 8442 - 26 inch **UPDATED**

Replaces AL 8441



Orchard Loppers
can cut up to
2 1/4 inches!

CUTS UP TO
1 1/4
inch

LLW
RP

FORGED High-Performance Vine Loppers

- Available Late 2012
- Easier adjustments with **new and improved** design that eliminates nut-retaining clip
- Unmatched blade design dramatically reduces force-to-cut
- Lightweight, high-strength elliptical aluminum handles
- Resharpenable, replaceable, Radial Arc® bypass blade of fully heat-treated forged steel



AL 8321 - 19 inch **UPDATED**

Replaces AL 8320



AL 8311 - 16 inch **UPDATED**

Replaces AL 8310



CUTS UP TO
2 1/4
inch

LLW
RP

FORGED Heavy-Duty Bypass Loppers

- Resharpenable, replaceable Radial Arc® bypass blades of fully heat-treated forged steel alloy
- Precision-made, self-aligning pivot bolt
- Dual forged-in bumper cups with elastomer bumpers
- Tapered, bolt-on Hickory wood handles

WL 6481 – 36 inch



WL 6461 – 32 inch



WL 6431 – 26 inch



CUTS UP TO
1
inch

LLW
RP

FORGED Bypass Vine Lopper

- Designed for, close-quarters cutting of grape vines and dense shrubs or detail pruning of roses, patio trees and shrubs
- Radial Arc® bypass blade for the cleanest, closest cut and longer edge retention
- Dual forged-in bumper cups with elastomer bumpers
- Tapered Hickory hardwood handles

WL 6321 – 19 inch



CUTS UP TO
1 1/2
inch

LLW
RP

FORGED Bypass Loppers

- Resharpenable, replaceable Radial Arc® bypass blades of fully heat-treated forged steel alloy
- Precision-made, self-aligning pivot bolt
- Dual forged-in bumper cups with elastomer bumpers
- Tapered, bolt-on Hickory wood handles

WL 6381 – 30 inch



WL 6361 – 26 inch



WL 6341 – 22 inch



CUTS UP TO
2 1/4
inch

LLW
RP

FORGED Classic Cut® Bypass Loppers

- Resharpenable, replaceable Radial Arc® bypass blades of fully heat-treated forged steel alloy
- Precision-made, self-aligning pivot bolt
- Shock Stop® bumpers
- Tapered, bolt-on Hickory wood handles

WL 6470 – 36 inch



WL 6450 – 32 inch



WL 6420 – 26 inch



Heavy-Duty Bypass Loppers

MAX

CUTS UP TO
1 1/2
inch

LLW
RP

FORGED Classic Cut® Bypass Loppers

- Resharpenable, replaceable Radial Arc® bypass blades of fully heat-treated forged steel alloy
- Precision-made, self-aligning pivot bolt
- Shock Stop® bumpers
- Tapered, bolt-on Hickory wood handles



WL 6370 – 30 inch



WL 6350 – 26 inch



WL 6330 – 22 inch



WL 6310 – 20 inch
• Cuts up to 1 1/4 inches

CUTS UP TO
2
inch

LLW
RP

FORGED High-Torque Bypass Loppers

- Maximum high-torque cutting action
- Lightweight, high-strength elliptical aluminum handles
- Resharpenable Radial Arc® bypass blade of fully heat-treated forged steel alloy
- Deeply curved, forged, slant-ground hook with self-cleaning, deep sap groove
- Dual forged-in bumper cups with elastomer bumpers



AL 6511 – 26 inch

CUTS UP TO
1 1/2
inch

LLW
RP

FORGED Heavy-Duty Loppers with StrataShear³® Blades

- Lightweight, high-strength elliptical aluminum handles
- Resharpenable, replaceable Radial Arc® bypass blade of fully heat-treated forged steel
- Forged, slant-ground hook with self-cleaning, deep sap groove
- Dual forged-in bumper cups with elastomer bumpers



AL 8150 – 32 inch



AL 8130 – 26 inch



AL 8120 – 21 inch

Bypass Loppers

MAX

CUTS UP TO
3
inch

FORGED Super-Duty Bypass Lopper

- Resharpenable Radial Arc® bypass blade of fully heat-treated steel alloy
- Heavy-duty, spring-loaded Shock Stop® bumper
- Precision-made, self-aligning pivot bolt
- Steel handles with comfortable grips

LLW

SL 6500 – 32 inch



CUTS UP TO
3
inch

FORGED Super-Duty Bypass Lopper

- Resharpenable, replaceable Radial Arc® bypass blade of fully heat-treated forged steel alloy
- Heavy-duty, spring-loaded Shock Stop® bumper
- Eyelet for shoulder harness attachment
- Tapered Hickory hardwood handles

LLW
RP

WL 6490 – 37 inch



Forged, slant-ground hook
with self-cleaning sap groove



LLW= Lifetime Limited Warranty

LW= Limited Warranty

RP= Replacement Parts Available

Bypass & Anvil Loppers

RED

CUTS UP TO
1 1/2
inch

LW

ComfortGEL™ Bypass Lopper **NEW**

- Specially coated non-stick blade provides maximum cutting performance
- Reduced hand and shoulder fatigue with ShockGUARD® bumper system
- Maximize comfort and control with soft, ergonomically-shaped grips



CUTS UP TO
1 1/2
inch

LW

Extendable Handle Compound-Action Bypass Lopper

- 4-Bar compound linkage triples your cutting power
- Resharpenable, PTFE non-stick coated, high-carbon steel bypass blade
- Slant-ground hook with sap groove
- Foam grips for comfort

FL 3470 – 21 inch - 33 inch



CUTS UP TO
1 1/2
inch

LW

Compound-Action Bypass Lopper

- 4-Bar compound linkage triples your cutting power
- Resharpenable, PTFE non-stick coated, high-carbon steel bypass blade
- Slant-ground hook with sap groove
- 24 inch fiberglass handles
- Extra-long 8 inch non-slip foam grips



CUTS UP TO
1 1/2
inch

LW

Extendable Handle Compound-Action Anvil Lopper

- Fully heat-treated cutting head
- PTFE non-stick coated blade for easy, clean cuts
- Lightweight, strong fiberglass handles extend from 21 inch to 33 inch
- Compound action multiplies your cutting power



CUTS UP TO
1 1/2
inch

LW

Compound-Action Anvil Lopper

- 4-Bar compound linkage triples your cutting power
- Resharpenable, PTFE non-stick coated high-carbon steel anvil blade
- 24 inch Fiberglass handles
- Replaceable blade and anvil
- Extra-long 8 inch non-slip foam grips



Bypass & Anvil Loppers

RED

CUTS UP TO
1 1/2
inch

LW

Compound-Action Bypass Lopper

- Compound cutting action triples your cutting power
- Resharpenable, PTFE non-stick coated high-carbon steel blade
- Lightweight, strong aluminum handles
- Ergonomic, co-molded grip

AL 4110 – 28 inch



CUTS UP TO
1 1/2
inch

LW

Bypass Ratchet Lopper

- Ratchet action is ideal for cutting large branches or for people with limited arm strength
- Lightweight, high-strength elliptical aluminum handles with non-slip grips
- Resharpenable bypass blade for continuous, smooth, easy cutting

RL 3560 – 26 inch



CUTS UP TO
1 1/2
inch

LW

Power-Bearing Anvil Lopper

- Lightweight aluminum reinforced handles
- High-carbon steel blade is fully heat-treated and replaceable
- Nylon serrated inset on hook provides extra holding power and prevents limb damage
- Blade glides along stainless steel power bearing for reduced friction, maximum shearing action and easy cutting
- PTFE non-stick coated blade for easy cuts

AL 3390 – 32 inch



CUTS UP TO
1 1/2
inch

LLW

FORGED Bypass Lopper

- Resharpenable, forged carbon steel bypass blade
- Self-aligning pivot bolt
- Lightweight, high-strength aluminum handles with non-slip grips
- Shock Stop® bumper

SL 4150 – 24 inch



CUTS UP TO
1 1/2
inch

LW

FORGED Bypass Lopper

- Resharpenable, forged Radial Arc® bypass blade
- Drop-forged steel alloy
- Self-aligning pivot bolt
- Slant-ground hook with sap groove
- Top-grade Hickory handles

WL 3351 – 26 inch



Value Tools

All Value Tools carry a 1-year limited warranty

CUTS UP TO
1/2
inch

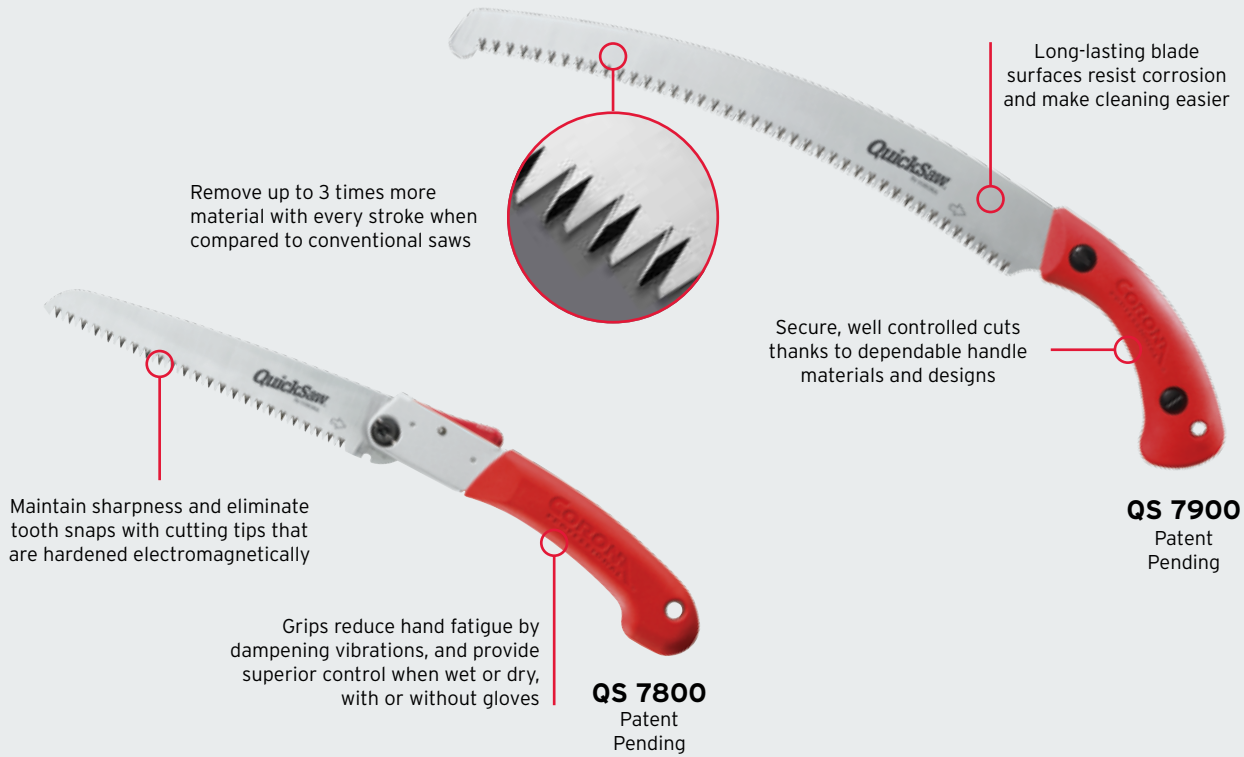
Bypass Lopper

- Resharpenable steel blade
- Tubular steel handles
- Bumper

SL 3310 – 37 inch

Pruning Saws

Corona® Pruning Saws are designed to be as comfortable in your hand as they are effective in the field. Folding saws combine fast cutting with carrying ease. Fixed-blade pruning saws make short work of moderate-sized limbs up to 10 inches thick, without the noise or smoke of a chain saw. For cleaner, smoother, faster cutting, choose any of the QuickSaw® or Razor Tooth Saw® models.



DIG DEEPER

Learn more about the unique features of Corona tools. Simply scan the QR code with your mobile phone.



Pruning Saws

MAX

QuickSaw® Folding Saw

- Cut 2.5X faster than a conventional saw with patent-pending tooth patterns
- Stays sharp over thousands of strokes thanks to the same superior grade steel as advanced tactical knives
- Cut faster and exert less force with our friction minimizing tapered blade
- Lightweight, high-strength aluminum handle and release button make the saw easy to carry
- For small to medium branches

QS 7800 – 7 inch blade

LLW • RP

7800-1

- Replacement Blade



QuickSaw® Folding Saw

- Cut 2.5X faster than a conventional saw with patent-pending tooth patterns
- Stays sharp over thousands of strokes thanks to the same superior grade steel as advanced tactical knives
- Cut faster and exert less force with our friction minimizing tapered blade
- Secure, well-controlled cuts thanks to a unitary blade design with a tang that extends through the entire handle
- For large branches

QS 7900 – 13 inch blade

LLW • RP

7900-1

- Replacement Blade



See QuickSaw® Tree Pruner Blades on page 64.



Accessories

MAX



Leather Scabbard

- For use with QS 7900, RS 7130, RS 7120, RS 7395 and other 13 to 14 inch curved saws
- Top grain leather construction
- Stitched and riveted for durability

AC 7300

LLW



Leather Scabbard

- Top-grain leather construction
- Stitched and riveted for durability
- Belt clip and loops included
- Universal design fits most hand pruners and folding saws up to 8 inches

AC 7220

LLW

Accessories

RED



Nylon Scabbard

- Durable nylon construction
- Universal design fits hand pruners and folding saws up to 8 inches
- Easy to carry using metal clip or belt loops
- Front pocket for sharpener storage

AC 4510

LW

Pruning Saws

MAX

Razor Tooth Saw® blades cut 2X faster than conventional saws. Each whetstone-ground tooth is sharpened on three sides for a fast, clean, smooth cut.

Razor Tooth Saw® Pruning Saw

- For large branches
- 3-Sided razor teeth for efficient cutting
- Impulse-hardened teeth for long service life
- Replaceable, curved, taper-ground blade
- Ergonomically designed, comfortable, co-molded handle

RS 7395 – 14 inch blade

LLW • RP



Razor Tooth Saw® Pruning Saws

- For medium to large branches
- 3-Sided razor teeth for efficient cutting
- Impulse-hardened teeth for long service life
- Replaceable 13 inch blade
- Convenient hanging hole in handle

RS 7130 – 13 inch blade

- Hardwood pistol grip handle with finger lock

LLW • RP



RS 7120 – 13 inch blade

- Co-molded pistol grip handle with finger hook

LLW • RP



Razor Tooth Saw® Pruning Saw

- For large branches and limbs
- 3-Sided razor teeth for efficient cutting
- Impulse-hardened teeth for long service life
- Precision-milled, laminated wood D handle

RS 7500 – 18 inch blade

LLW



Razor Tooth Saw® Folding Saw

- For small to medium branches
- 3-Sided razor teeth for efficient cutting
- Impulse-hardened teeth for long service life
- Replaceable, curved, taper-ground folding blades
- Ergonomically designed, comfortable, co-molded handle

RS 7245 – 7 inch blade

RS 7255 – 8 inch blade

RS 7265 – 10 inch blade

LLW • RP



Razor Tooth Saw® Folding Saw

- For small to medium branches
- 3-Sided razor teeth for efficient cutting
- Impulse-hardened teeth for long service life
- Replaceable 7 inch taper-ground blade
- Cushioned, pistol-grip handle
- Convenient hanging hole

RS 7041 – 7 inch blade

LLW • RP



Razor Tooth Saw® Raker Saw

- For large branches and limbs
- 3-Sided razor teeth for efficient cutting
- Self-cleaning raker tooth pattern
- Impulse-hardened teeth for long service life
- Tempered-steel alloy
- Precision-milled, laminated wood D handle

RS 7160 – 21 inch blade

LLW • RP



Razor Tooth Saw® Folding Saw

- For medium to large branches
- 3-Sided razor teeth for efficient cutting
- Impulse-hardened teeth for long service life
- Replaceable, steel alloy folding blade
- Comfortable, precision-milled hardwood handle
- Convenient hanging hole

RS 7060 – 10½ inch blade

LLW • RP



General Purpose Folding Saw

- Cuts faster and cleaner than conventional saws
- Curved-blade design for faster cutting
- Cushioned, pistol-grip handle
- Blade locks opened and closed

RS 4040

LW



Root & All-Purpose Saw

- For medium to large roots and small branches
- Cuts on both the push and pull stroke
- Aggressive tooth-sharpening pattern for faster, easier cuts
- Precision-made 7 teeth per inch on high-carbon steel blade
- Hard, chrome-plated, taper-ground blade
- Ergonomic, poly handle for comfort and strength

RC 4060

– 6½ inch blade

LW



Value Tools

All Value Tools carry a 1-year limited warranty

Folding Saws

- For small to medium branches
- Folding designs make carrying and storage easy
- Curved tempered steel blades
- Wood handles

PS 7020 – 14 inch blade

PS 4050 – 10½ inch blade

PS 4040 – 8 inch blade

Machetes

RED

Machete - 18 inch

- Tempered steel blade for greater strength and long service life
- Heat treated to achieve maximum blade flexibility
- Resharpenable blade extends through the handle
- Polished and varnished surface
- Co-molded handle with anti-slip material

MA 60041
LW



Machete - 22 inch

- Tempered steel blade for greater strength and long service life
- Heat treated to achieve maximum blade flexibility
- Resharpenable blade extends through the handle
- Polished and varnished surface
- Co-molded handle with anti-slip material

MA 60042
LW



Corn Knife - 18 inch

- Tempered steel blade for greater strength and long service life
- Heat treated to achieve maximum blade flexibility
- Resharpenable blade extends through the handle

MA 62040
LW



Cane Knife - 14 inch

- Tempered steel blade for greater strength and long service life
- Heat treated to achieve maximum blade flexibility
- Resharpenable blade extends through the handle
- Hook on blade for pulling cane after it has been cut

MA 61040
LW



Accessories



Machete Scabbard

- Durable reinforced nylon construction
- Belt loops and leg straps for a secure fit
- Built-in button snap holds tool safely in place

AC 7310 – fits 18 inch Machete
and Corn Knife

AC 7330 – fits 22 inch Machete

LW

FORGED Dual Compound Action Arborist Tree Pruning System - 6 ft/12 ft

- Compound action, dual pulley system triples your cutting power
- Heavy-duty forged steel hook and Radial Arc® blade with 1½ inch diameter cutting capacity
- 16 inch Razor Tooth Saw® blade and quick connect ferrule
- Two six-foot high-strength fiberglass pole sections can be combined or used separately with saw and pruning head
- System includes two poles, saw blade, and pruning head as shown below

TP 6881

- Pruning system with 16 inch Razor Tooth Saw® blade

LLW • RP



Saw blade and mounting ferrule also available separately as AC 7672



Dual Compound Action Tree Pruner - 7 ft - 14 ft

- Pruning head with 3X cutting power features a compound action pulley system and heavy-duty chain drive
- Heavy-duty zinc alloy pruning head with non-stick tempered steel blade cuts up to 1¼ inches
- Exclusive Powerglide™ rope pull system for smooth action
- Razor Tooth Saw® blade with 3-sided teeth cuts 2X faster than conventional saws
- Lightweight fiberglass pole telescopes from 7 ft to 14 ft with twist lock adjustment
- Comfortable 28 inch foam grip

TP 6870

- Tree pruner with 13 inch Razor Tooth Saw® blade

LLW • RP



Dual Compound Action Tree Pruner - 6 ft - 12 ft

- Pruning head with 3X cutting power features a compound action pulley system and heavy-duty chain drive
- Heavy-duty zinc alloy pruning head with non-stick tempered steel blade cuts up to 1¼ inches
- Exclusive Powerglide™ rope pull system for smooth action
- Razor Tooth Saw® blade with 3-sided teeth cuts 2X faster than conventional saws
- Lightweight fiberglass pole telescopes from 6 ft to 12 ft with twist lock adjustment
- Comfortable 24 inch foam grip

TP 6830

- Tree Pruner with 13 inch Razor Tooth Saw® blade

LLW • RP



DIG DEEPER

Learn more about the unique features of Corona tools. Simply scan the QR code with your mobile phone.



Tree Pruners

RED

Dual Compound Action Tree Pruner - 7ft - 14 ft

- Pruning head with 3X cutting power features a compound action pulley system and heavy-duty chain drive
- Die-cast zinc alloy pruning head with non-stick tempered steel blade cuts up to 1¼ inches

TP 6850

- Tree pruner with 13 inch conventional saw blade

LW • RP



- Exclusive Powerglide™ rope pull system for smooth action
- Tempered steel saw blade
- Lightweight fiberglass pole telescopes from 7 ft to 14 ft with twist lock adjustment
- Comfortable 28 inch foam grip

Dual Compound Action Tree Pruner - 6 ft - 12 ft

- Pruning head with 3X cutting power features a compound action pulley system and heavy-duty rope drive
- Die-cast zinc alloy pruning head with non-stick tempered steel blade cuts up to 1 inch

TP 3841

- Tree pruner with 15 inch conventional saw blade

LW • RP



- Tempered steel saw blade
- Lightweight fiberglass pole telescopes from 6 ft to 12 ft with twist lock adjustment
- Comfortable 24 inch foam grip


Compound Action Tree Pruner - 5 ft - 10 ft

- Die-cast zinc alloy pruning head with non-stick tempered steel blade cuts up to 1 inch

TP 3811

- Tree pruner with 15 inch conventional saw blade

LW • RP



- Tempered steel saw blade
- Lightweight fiberglass pole telescopes from 5 ft to 10 ft with twist lock adjustment

Extendable Pole - 7 ft - 14 ft

- Lightweight, strong fiberglass pole extends from 7 ft to 14 ft
- Internal stop prevents inner pole separating from outer pole

EP 3700

LW



EP 3700 shown with AC 7610 Razor Tooth Saw® blade (sold separately)

- Comfortable, easy to operate "twist lock" assembly
- Includes pole only, no saw blade included

Long Reach Pruner

- Overall length of 62 inches is ideal for pruning high or low, without bending or straining
- Head rotates, tilts, and swivels for unlimited cutting positions

TP 3206

LW



- Powerglide™ comfort grip eliminates tangled ropes
- Oval end-grip with rubber overmold increases reach
- Lightweight: weighs only 2.5 lb so you can prune trees, shrubs, and roses all day



LLW= Lifetime Limited Warranty

LW= Limited Warranty

RP= Replacement Parts Available



FORGED Professional Tree Pruner Head

- Compound action, dual pulley system triples your cutting power
- Heavy duty forged steel hook and Radial Arc® blade with 1½ inch diameter cutting capacity
- Thickest, most weather-resistant polypropylene pull rope and wood grip

6880-8
LLW • RP



Arborist Tree Pruner Head

- Strong and lightweight aluminum casting for rugged, all-day tree care services
- Large cutting capacity cuts limbs up to 1¼ inch in diameter
- Heat-treated alloy steel blade for maximum strength and durability
- Resharpenable steel blade maintains optimum performance and extends life

AC 9300
LLW • RP



Dual Compound Action Tree Pruner Head

- 3X cutting power with compound action pulley system featuring chain drive
- Die-cast zinc alloy pruning head with non-stick tempered steel blade cuts up to 1¼ inches
- Exclusive Powerglide™ pulley system for smooth action
- Convertible-action pulley system converts from

AC 9000
LLW • RP



Tree Pruner Saw Head

- Strong and lightweight aluminum casting for rugged, all-day tree care service
- Double-curved hook design optimized for pulling branches, raising lines, and guiding tree fall
- Built-in utility loop for attaching ropes, carabiners, and for easy storage

AC 9100
LLW



Tree Pruner Direct-Connect Adapter

- Simple, lightweight design connects tree pruner saw blades to wood and fiberglass poles*
- High-strength aluminum tube mounts onto 1¼ diameter poles by drilling holes in pole and fastening with included screws and bolts

AC 9200
LLW

- Built-in ferrule fits TP 6881 poles snap-button
- Can also be attached to other 1¼ inch diameter poles by drilling holes in pole and adding fasteners (not included)

- Non-binding swivel pulley for more leverage and less pressure on the pulley arm
- Built-in ferrule fits 1¼ inch diameter arborist head poles by adding fasteners (not included)*
- Can also be attached to other 1¼ inch diameter poles by drilling holes in pole and adding fasteners (not included)
- Requires an eye bolt on pole to anchor rope* (not included)

- compound to direct pull, giving workers a choice between faster cutting or less required force
- Includes pivot bolt for mounting AC 7241 Razor Tooth Saw® tree pruner blade (sold separately)
- Built-in ferrule can be attached to 1¼ inch diameter poles by drilling holes in pole and adding fasteners (not included)

- Blade mounting system fits popular tree pruner blades by Corona® and other brands, such as Razor Tooth Saw® AC 7240 and QuickSaw® AC series blades (sold separately, see page 64)
- Can be attached to 1¼ inch diameter poles by drilling holes in pole and adding fasteners (not included)

- Slotted end with wooden inner plug fits Corona® blades AC 9010 and AC 9020, as well as other brands

QuickSaw® Tree Pruner Blades - 13 inch

- Cut 2.5X faster than conventional saws with patent-pending tooth patterns
- Stay sharp over thousands of strokes thanks to the same superior grade steel as advanced tactical knives
- Cut faster and exert less force with friction minimizing tapered blades
- Fit Corona® AC 9100 and standard tree pruner saw heads for arborists

AC 7990

- 13 inch blade
- Fits most standard tree pruner heads

LLW



AC 7991

- 13 inch blade, 1 hook
- Save time with a sharpened front hook that avoids blade pull-out, keeps it inside the cut channel

LLW



AC 7992

- 13 inch blade, 2 hooks
- Minimize exposure to disease-causing bacteria with rear hook for undercuts that prevent peeling bark

LLW



Razor Tooth Saw® Tree Pruner Blades - 13 inch

- Razor Tooth Saw® blades cut 2X faster than conventional saws
- 3-Sided, impulse-hardened teeth stay sharper longer
- Curved, tempered steel alloy blades

AC 7240

LLW



- Fits Corona® TP 3841, TP 3811, AC 9100, and standard tree pruner saw heads for arborists

AC 7241

LLW



- Fits Corona® TP 6870, TP 6850, TP 6830, AC 9000

Razor Tooth Saw® Tree Pruner Blade - 12 inch

- Razor Tooth Saw® blade cuts twice as fast as conventional saws
- 3-Sided, impulse-hardened razor teeth stay sharper longer
- Curved, tempered steel alloy blade
- Fits Corona® TP 3811, TP 3841, AC 9100 and other tree pruners

AC 7242

LLW



Razor Tooth Saw® Tree Pruner Blade - 17 inch

- Integral hook shape for pulling branches from trees
- Razor Tooth Saw® blade cuts twice as fast as conventional saws
- 3-Sided, impulse-hardened razor teeth stay sharper longer
- Curved, tempered steel alloy blade
- Tang design fits Corona® AC 9200

AC 9020

LLW



Razor Tooth Saw® Tree Pruner Blade - 16 inch

- Razor Tooth Saw® blade cuts twice as fast as conventional saws
- 3-Sided, impulse-hardened razor teeth stay sharper longer
- Curved, tempered steel alloy blade
- Tang design fits Corona® EP 3700, TP 6881, and AC 9200

AC 7610

LLW



Razor Tooth Saw® Blade and Mounting Ferrule 16 inch

- Razor Tooth Saw® blade cuts twice as fast as conventional saws
- 3-Sided, impulse-hardened razor teeth stay sharper longer
- Curved, tempered steel alloy blade
- Built-in ferrule fits TP 6881 poles snap-button system
- Can also be attached to other 1¼ inch diameter poles by drilling holes in pole and adding fasteners (not included)

AC 7672

LLW • RP



Value Tools

All Value Tools carry a 1-year limited warranty

Conventional Saw Tree Pruner Blade - 17 inch

- Integral hook shape for pulling branches from trees
- Curved, tempered steel saw blade
- Tang design fits Corona® AC 9200

AC 9010

Hand and Garden Tools


Easier gardening is within your grasp.

Corona® has applied the lessons learned from many seasons of field experience to create a series of gardening tools especially designed for your use. Their lightweight, one-piece structures won't bend, break or rust. Their larger diameter, contoured and cushioned grips are comfortable to handle.



DIG DEEPER

Learn more about the unique features of Corona tools. Simply scan the QR code with your mobile phone.



Heavy-Duty Hand Tools

- Withstand heavy, repeated use and exposure to the elements with durable 14-gauge all-steel construction
- Reduce hand strain and avoid injury with anti-slip grips that absorb impact vibration
- Easily work in close quarters with optimally designed 14-inch handles

Bedding Mattock

- Single-sided 3 inch wide blade
- Opens holes up to 6 1/3 inches deep
- Quickly sets "color pack" plants
- Useful for working around irrigation boxes

HT 69100

LLW



Planting Mattock

- Dual 1 1/2 inch and 2 inch wide blades
- Chops through hardpan soil up to 4 1/2 inches deep
- Quickly sets "pony pack" plants

HT 69200

LLW



Cultivating Mattock

- 1/2 inch wide blade plus three tines set 2 inches apart
- Break up compacted soil up to 3 inches deep
- Loosens weeds around fragile seedlings and roots

HT 69300

LLW



Comfort Tools

- Essential hand tools for a broad range of applications
- Cushioned non-slip grips for comfort
- One-piece aluminum alloy heads are lightweight and durable

Comfort Trowel

- Easily dig, plant, pot, and more with a sharpened 3 inch wide blade

CT 3010i

LW



Comfort Transplanter

- Insert new plants at proper depth with a 2 1/8 inch wide marked and graduated blade

CT 3020i

LW



Comfort Cultivator

- 3 Angled tines set 1 1/4 inches apart to break and mix up soil while avoiding damage to plants

CT 3030i

LW



Comfort Fork

- 3 Straight tines set 1 1/2 inches apart to break and mix up soil while avoiding damage to plants

CT 3040i

LW



Comfort Weeder

- Get at weeds' roots with a tapered 7 1/4 inch long blade

CT 3050i

LW



Garden Tools

RED

Extendable Handle Tools

- Strong, lightweight steel handles adjust from 18 inches to 32 inches for extra reach
- Heads are fully heat-treated for enhanced durability
- Long-lasting coatings resist chipping and rust
- Comfortable, soft, textured grips with rugged impact-resistant thermoplastic ferrules
- Convenient hanging rings ensure easy storage

LW

GT 3040 – Weeder



GT 3050 – Rake



GT 3060 – Hoe/Cultivator



GT 3070 – Cultivator



GT 3080 – Trowel



GT 3090 – 3-Tine Hoe



Ergo Tools

- The most comfortable grip in the garden
- Ergonomically-designed poly grips minimize hand stress

- Anti-slip thumb rises and finger guards for greater stability and control
- Die-cast aluminum alloy heads are lightweight and will not corrode

Ergo Trowel

- Graduated 2 7/8 inch wide cast aluminum blade with bag ripper

CT 3710

LW



Ergo Transplanter

- Serrated 2 3/8 inch wide cast aluminum blade with bag ripper

CT 3720

LW



Ergo Cultivator

- Penetrate soil easily with tapered cast aluminum tines

CT 3730

LW



U.S. Design Patent
D582,227

Ergo Hoe/Cultivator

- Convenient 2-in-1 tool for weeding and cultivating

CT 3740

LW



U.S. Design Patent
D581,752

Ergo Weeder

- Easier weeding with 6 inch serrated blade and forked tip

CT 3750

LW



Value Tools

All Value Tools carry a 1-year limited warranty

Bulb Planter

- 4 1/2 inch deep steel core
- Black oxide to prevent corrosion

SG 2950

Agricultural Tools



In the early 1920s, when other manufacturers were settling for stamped or cast tools, Corona® was pounding, compressing and flowing hot steel into high-quality, classically designed tools that delivered superior performance with greater reliability. Generations later, the same hand tools, often passed on, are shearing the California grape vines, pruning the lemon, orange and avocado trees of the Southwest, the apples in the Northwest, Midwest and East, and clipping, plucking and shaping landscapes from coast to coast and across the world.



AG 5050

DIG DEEPER

Learn more about the unique features of Corona tools. Simply scan the QR code with your mobile phone.



Agricultural Tools

MAX

FORGED Orange Shear

- Designed for rapid, high-volume orange, grapefruit and apple harvesting
- Drop-forged steel alloy construction with resharpenable blades
- Specially designed to sever fruit cleanly from fruiting spur
- Custom-ground cutting edges and balanced spring design for fast, precise action
- Includes leather strap

AG 5050
LLW



FORGED Avocado Shear

- Designed for rapid, high-volume harvesting of avocados, mangos, persimmons, tomatoes and other delicate fruits
- Drop-forged steel alloy construction with resharpenable blades
- Rounded tips help prevent damaged fruit
- Cushioned non-slip grips
- Includes leather strap

AG 5040
LLW



FORGED Grape Shear

- Designed for rapid, high-volume grape harvesting and thinning
- Drop-forged steel alloy construction with resharpenable blades
- Rounded tips help prevent damaged fruit
- Special curved blades cut hard-to-reach stems
- Cushioned non-slip grips

AG 5030

- 2 1/5 inch blades

LLW



Stainless Steel Long Curved Snip

- Designed for picking and field-dressing grape bunches
- Corrosion-resistant stainless steel blades prevent rusting, are easier to clean and reduce germ build-up
- Unobtrusive leather strap lock

AG 4940SS

- 1 3/4 inch blades

LLW



Stainless Steel Short Curved Snip

- For use in harvesting apples, pitted fruits and berries
- Corrosion-resistant stainless steel blades prevent rusting, are easier to clean and reduce germ build up
- Unobtrusive leather strap lock

AG 4920SS

- 1 inch blades

LLW




FORGED Lemon Shear

- Designed for rapid, high-volume lemon and lime harvesting
- Drop-forged steel alloy construction with resharpenable blades
- Rounded tips help prevent damaged fruit
- Close-tolerance pivot bolt
- Includes leather strap

AG 5010

LLW



Stainless Steel Long Straight Snip

- Long, straight, pointed blade for a wide range of applications
- Corrosion-resistant stainless steel blades prevent rusting, are easier to clean and reduce germ build-up
- Unobtrusive leather strap lock

AG 4930SS

- 1 3/4 inch blades

LLW



Stainless Steel Short Straight Snip

- Short, straight, blunt-nosed blade for a wide range of applications
- Corrosion-resistant stainless steel blades prevent rusting, are easier to clean and reduce germ build up
- Unobtrusive leather strap lock

AG 4910SS

- 1 inch blades

LLW



Long Curved Snip

- Designed for picking and field-dressing grape bunches
- Fully heat-treated steel blades for strength
- Blades, spring and handle coated to prevent rust
- Unobtrusive leather strap lock

AG 4940

- 1 3/4 inch blades
- LW



Short Curved Snip

- For use in harvesting apples, pitted fruits and berries
- Fully heat-treated steel blades for strength
- Blades, spring and handle coated to prevent rust
- Unobtrusive leather strap lock

AG 4920

- 1 inch blades
- LW



Long Straight Snip

- Long, straight, pointed blade for a wide range of applications
- Fully heat-treated steel blades for strength
- Blades, spring and handle coated to prevent rust
- Unobtrusive leather strap lock

AG 4930

- 1 3/4 inch blades
- LW



Short Straight Snip

- Short, straight, blunt-nosed blade for a wide range of applications
- Fully heat-treated steel blades for strength
- Blades, spring and handle coated to prevent rust
- Unobtrusive leather strap lock

AG 4910

- 1 inch blades
- LW



ComfortGEL™ Veggie & Fruit Shear **NEW**

- Maximize comfort and control with soft, ergonomically-shaped grips
- Specially coated non-stick blades provide maximum cutting performance
- Volute spring resists dirt build up and clogging

BP 3224

- 1 1/3 inch blades
- LW



Patent Pending



Floral Shears

MAX

FORGED Thinning Shear

- Forged steel alloy construction
- Scissor cutting action
- Suitable for left and right hand use
- Resharpenable, straight, narrow blades for tight spaces
- Cushioned, non-slip grips

FS 4350

• 1 3/4 inch blades

LLW • RP



FORGED Houseplant Shear

- Forged steel alloy construction
- Compact design for smaller hands
- Suitable for left and right hand use
- Resharpenable, narrow blades for delicate plants
- Cushioned, non-slip grips

FS 4310

• 1 1/4 inch blades

LLW • RP



Floral Scissors

- Time-tested, long-lasting steel construction
- Resharpenable blades for cutting flowers, pruning bonsai, and more
- Brass coupling and washer resist weathering and keep the blades aligned
- Long handles for versatile use

FS 4200

• 2 1/2 inch blades

LW



Floral Shears

RED

ComfortGEL™ Floral Snip **NEW**

- Maximize comfort and control with soft, ergonomically-shaped grips
- Fully heat-treated blades maintain sharpness
- Volute spring resists dirt build up and clogging
- Thorn stripper for stems up to 3/8 inch diameter

FS 3204

• 1 3/4 inch blades

LW



Patent Pending

Floral Scissors

- Stainless steel blades are resharpenable
- Serrated blade for easy, clean cuts
- Ergonomic, co-molded grips for comfort
- Great for cutting an assortment of plants and flowers

FS 4000

• 3 inch blades

LW



Accessories

MAX



Leather Scabbard

- For use with QS 7900, RS 7130, RS 7120, RS 7395 and other 13 to 14 inch curved saws
- Top grain leather construction
- Stitched and riveted for durability

AC 7220

LLW



Leather Scabbard

- Top-grain leather construction
- Stitched and riveted for durability
- Belt clip and loops included
- Universal design fits most hand pruners and folding saws up to 8 inches

AC 7220

LLW

Accessories

RED



Nylon Scabbard

- Durable nylon construction
- Universal design fits hand pruners and folding saws up to 8 inches
- Easy to carry using metal clip or belt loops
- Front pocket for AC 8300 sharpener storage

AC 4510

LW

Sharpening Tool

- 5 inch Super carbide file
- Ideal for sharpening all blades
- Easy to fit in pocket or AC 4510 Nylon Scabbard
- Non-slip grip for easy use

AC 8300

LW



Leaf & Grass Catcher

- Used to manually pick up grass, leaves and yard debris
- Thick, heavy-duty galvanized steel pan
- Upper and lower, heavy-duty steel wire frame
- Canvas is water and mildew resistant

AC 8350

LW



Machete Scabbard

- Durable reinforced nylon construction
- Belt loops and leg straps for a secure fit
- Built-in button snap holds tool safely in place

AC 7310

- Fits MA 60041 - 18 inch Machete and MA 62040 - Corn Knife

LW

AC 7330

- Fits MA 60042 - 22 inch Machete

LW

Plastic Scabbards

- Lightweight and high-strength reinforced nylon construction
- Protects saw blade when not in use
- Waistband clip and belt loop option

AC 7400

- For use with RS 7395, RS 7385, RS 7120 & RS 7130

LW



AC 7370

- For use with RS 7370

LW



AC 7360

- For use with RS 7360

LW



Sales Support



Corona® Mini Catalog
CC 9315



Principles of Planting
Copy is English and Spanish
CC 9313



Principles of Pruning
Copy is English and Spanish
CC 9312




Bin Tags (25 sheets per pad)
2³/₄ inch x 3³/₄ inch
MH 9226



Corona® Vinyl Banner
3 ft x 5 ft, 6 grommets
Place indoors or outdoors
MH 9213




Six, 3-inch Wall "L" Style Sign Holders
MH 9229
Recommend 1 bag per sign



Three, 3-inch Wall "L" Style Sign Holders
MH 9228
Recommend 1 bag per sign



Trenching Shovels Header
36 inch x 12 inch
MH 9112



Pruning Header Sign
48 inch x 12 inch
MH 9136



Long-Handled Tool Header Sign
48 inch x 12 inch
MH 9148

Merchandising

Corona® not only produces classically designed tools that deliver superior performance, but also racks that help you display tools in a way that ensures an attractive, attention getting, point of purchase look.

Please refer to the following pages for those racks that will best fit your needs.

If you would like to take it one step further and make sure your tools are well organized, we also offer labels to specify which tools will be kept on that rack.

Contact your local Corona® representative or Corona® Customer Service for details.



Product Display Labels



MR 9161 Long Handled Tool Rolling Rack with Shovels (available separately)




SP 3099 Extendable Handle Tool Rack (tools included)

Merchandising



Display Rack
MR 9115



Trench Shovel Rack
MR 9154



Broom Rack
MR 9155



Rake Rack
MR 9156




Heavy Bar Rack
MR 9157



Long Handle Tool Rolling Rack
MR 9161*



Long Handle Tool Waterfall Rack
MR 9162



Long Handle Tool Hanging Multi-Tool Display
MR 9163



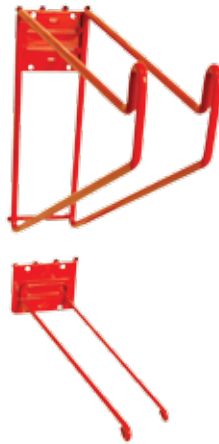
Wall Mounting Rack Bow/Level Rake
MR 9168

*Tools not included

Merchandising



Lopper Rack
MR 9111



Tree Pruner Rack
MR 9112



**Hedge Shear/
Lopper Rack**
MR 9114



Hedge Shear Rack
MR 9116



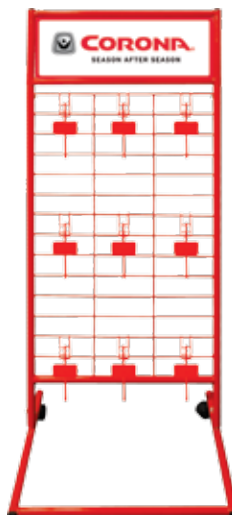
Lopper Rack
MR 9125



Lopper Rack
MR 9126



Folding Rack
MR 9180



Hand Tool/Pruner Rack
MR 9178



Striking Tool Rack
MR 9179

Display Rack Reference

MODEL NUMBER	RACK NUMBER	MODEL NUMBER	RACK NUMBER	MODEL NUMBER	RACK NUMBER
FORGED SHOVELS		SHOVELS (CONT.)		SCOOP SHOVELS (CONT.)	
SF 80020	MR 9162	SS 27020	MR 9162	SS 68000	MR 9162
SF 80000	MR 9162	SS 27030	MR 9162	SS 68010	MR 9162
SF 79000	MR 9162	SS 28000	MR 9162	SS 68030	MR 9162
CLOSED-BACK SHOVELS		SS 28010	MR 9162	SS 68234	MR 9162
SS 60000	MR 9162	SS 28020	MR 9162	SS 68248	MR 9162
SS 60010	MR 9162	SS 28030	MR 9162	SS 68431	MR 9162
SS 60020	MR 9162	SS 29000	MR 9162	SS 68436	MR 9162
SS 61000	MR 9162	SS 29010	MR 9162	SS 68440	MR 9162
SS 61010	MR 9162	SS 29020	MR 9162	SS 69000	MR 9162
SS 61020	MR 9162	SS 29030	MR 9162	SS 69010	MR 9162
SS 61030	MR 9162	SS 47000	MR 9162	LANDSCAPE RAKES	
SS 62000	MR 9162	SS 10000	MR 9162	RK 61064	MR 9156
SS 62010	MR 9162	SS 11000	MR 9162	RK 61063	MR 9156
SS 62020	MR 9162	TRENCH SHOVELS		RK 61062	MR 9156
SS 62030	MR 9162	SS 64103	MR 9154	RK 61061	MR 9156
SS 62100	MR 9162	SS 64104	MR 9154	LEVEL HEAD RAKES	
SS 62110	MR 9162	SS 64105	MR 9154	RK 64060	MR 9168
SS 62120	MR 9162	SS 64106	MR 9154	RK 64002	MR 9168
SS 62130	MR 9162	SS 64123	MR 9154	LEAF RAKES	
SS 63010	MR 9162	SS 64124	MR 9154	RK 63003	MR 9112
SHOVELS		SS 64125	MR 9154	RK 62061	MR 9112
SS 65000	MR 9162	SS 64126	MR 9154	RK 62060	MR 9112
SS 65010	MR 9162	SS 64223	MR 9154	RK 62000	MR 9112
SS 65020	MR 9162	SS 64224	MR 9154	RK 62001	MR 9112
SS 65030	MR 9162	SS 64225	MR 9154	RK 25024	MR 9112
SS 65500	MR 9162	SS 64226	MR 9154	RK 25018	MR 9112
SS 66000	MR 9162	SS 64303	MR 9154	RK 25008	MR 9112
SS 66010	MR 9162	SS 64304	MR 9154	RK 24061	MR 9162
SS 66020	MR 9162	SS 64305	MR 9154	RK 24003	MR 9162
SS 66030	MR 9162	SS 64306	MR 9154	RK 24002	MR 9162
SS 30020	MR 9162	SS 64323	MR 9154	BOW HEAD RAKES	
SS 30030	MR 9162	SS 64324	MR 9154	RK 65061	MR 9168
SS 31020	MR 9162	SS 64325	MR 9154	RK 65022	MR 9168
SS 31030	MR 9162	SS 64326	MR 9154	RK 65021	MR 9168
SS 39000	MR 9162	SS 64333	MR 9154	RK 65002	MR 9168
SS 25010	MR 9162	SS 64334	MR 9154	RK 65001	MR 9168
SS 26000	MR 9162	SS 64335	MR 9154	RK 20022	MR 9168
SS 26010	MR 9162	SS 64336	MR 9154	RK 20002	MR 9168
SS 26020	MR 9162	SCOOP SHOVELS		RK 10000	MR 9168
SS 26030	MR 9162	SS 42001	MR 9162	SPECIALTY RAKES	
SS 27000	MR 9162	SS 42011	MR 9162	RK 66000	MR 9168
SS 27010	MR 9162	SS 49100	MR 9162	RK 42000	MR 9112

Display Rack Reference

MODEL NUMBER	RACK NUMBER	MODEL NUMBER	RACK NUMBER	MODEL NUMBER	RACK NUMBER
HOES		UTILITY TOOLS (CONT.)		LOPPERS (CONT.)	
SH 10000	MR 9163	UT 69000	MR 9163	SL 6500	MR 9126
SH 15000	MR 9163	UT 60054	MR 9163	SL 4150	MR 9116
SH 20000	MR 9163	UT 60030	MR 9163	SL 3310	MR 9116
SH 60000	MR 9163	UT 60007	MR 9163	SL 1940	MR 9126
SH 60001	MR 9163	UT 47000	MR 9163	SL 1909	MR 9126
SH 60060	MR 9163	UT 24000	MR 9163	WL 6490	MR 9125
SH 60061	MR 9163	UT 22000	MR 9163	WL 6481	MR 9126
SH 61000	MR 9163	UT 21000	MR 9163	WL 6461	MR 9126
SH 63000	MR 9163	UT 20000	MR 9163	WL 6431	MR 9126
SH 65000	MR 9163	BROOMS		WL 6470	MR 9125
FH 70000	MR 9163	BM 62060	MR 9155	WL 6450	MR 9125
FH 71000	MR 9163	BM 62001	MR 9155	WL 6420	MR 9125
FH 71001	MR 9163	BM 61002	MR 9155	WL 6381	MR 9126
FH 71002	MR 9163	BM 60001	MR 9155	WL 6370	MR 9125
FH 71003	MR 9163	HEDGE SHEARS		WL 6361	MR 9126
CULTIVATORS		AH 6970	MR 9122	WL 6350	MR 9125
CV 20004	MR 9163	AH 6950	MR 9122	WL 6341	MR 9126
CV 22000	MR 9163	AH 6940	MR 9122	WL 6330	MR 9125
CV 60061	MR 9163	HS 7140	MR 9122	WL 6321	MR 9126
CV 60063	MR 9163	HS 6960	MR 9116	WL 6310	MR 9125
CV 60064	MR 9163	HS 6930	MR 9116	WL 3351	MR 9116
CV 70001	MR 9163	HS 6920	MR 9116	TREE PRUNERS	
CV 70003	MR 9163	HS 3950	MR 9116	TP 3811	MR 9112
CV 70004	MR 9163	HS 3930	MR 9116	TP 3841	MR 9112
FORKS		HS 3911	MR 9116	TP 6830	MR 9112
FK 74010	MR 9162	LOPPERS		TP 6850	MR 9112
FK 74000	MR 9162	AL 8481	MR 9126	TP 6870	MR 9112
FK 72065	MR 9162	AL 8461	MR 9126	MULTI-TOOL	
FK 72005	MR 9162	AL 8441	MR 9126	ROLLING RACK	MR 9115
FK 72004	MR 9162	AL 8320	MR 9126	PEG HOOKS	MR 9124
FK 71005	MR 9162	AL 8310	MR 9126	(for MR 9115)	
FK 71004	MR 9162	AL 8150	MR 9111		
FK 70010	MR 9162	AL 8130	MR 9111		
FK 70004	MR 9162	AL 8120	MR 9111		
FK 70000	MR 9162	AL 4110	MR 9126		
FK 60000	MR 9162	AL 3390	MR 9114		
FK 44010	MR 9162	AL 3341	MR 9116		
FK 42010	MR 9162	FL 3470	MR 9125		
FK 42000	MR 9162	FL 3460	MR 9125		
UTILITY TOOLS		FL 3450	MR 9125		
UT 71000	MR 9163	FL 3420	MR 9114		
UT 70000	MR 9163	SL 7180	MR 9111		

Index

New Item in Bold

3670-1C	42	AH 4220	47	CT 3730	67	HT 69300	66
3670-91C	42	AH 4250	47	CT 3740	67	LR 3460	44
6880-8	63	AH 6940	46	CT 3750	67	MA 60041	60
7800-1	57	AH 6950	46	CV 20004	27	MA 60042	60
7900-1	57	AH 6970	46	CV 22000	27	MA 61040	60
40000-4	31	AL 3390	55	CV 60061	27	MA 62040	60
40000-8	31	AL 4110	55	CV 60063	27	MH 9112	73
40001-4	31	AL 6511	52	CV 60064	27	MH 9136	73
40004-4	31	AL 8120	52	CV 70001	27	MH 9148	73
41000-4	31	AL 8130	52	CV 70003	27	MH 9213	73
41000-8	31	AL 8150	52	CV 70004	27	MH 9226	73
42000-8	31	AL 8311	50	EP 3700	62	MH 9228	73
43003-4	31	AL 8321	50	FH 70000	25	MH 9229	73
60061-8	26	AL 8442	50	FH 71000	25	MR 9111	76
62000-8	22	AL 8462	50	FH 71001	25	MR 9112	76
62001-8	22	AL 8482	50	FH 71002	25	MR 9114	76
69000-100	34	AP 3110	44	FH 71003	25	MR 9115*	75
69000-118	34	AP 3234	43	FK 42000	29	MR 9116	76
69000-200	34	AX 70020	30	FK 42010	29	MR 9125	76
73020-4	31	AX 71020	30	FK 44010	29	MR 9126	76
AC 2500	39	BM 60001	37	FK 70000	28	MR 9154	75
AC 2600	39	BM 61002	37	FK 70004	28	MR 9155	75
AC 2806	38	BM 62001	37	FK 70010	28	MR 9156	75
AC 2806FF	38	BM 62060	37	FK 71004	28	MR 9157	75
AC 4510	44, 57, 72	BP 3120	44	FK 71005	28	MR 9161	74, 75
AC 7220	44, 57, 72	BP 3130	42	FK 72004	28	MR 9162	75
AC 7240	64	BP 3140	44	FK 72005	28	MR 9163	75
AC 7241	64	BP 3160	42	FK 72065	28	MR 9168	75
AC 7242	64	BP 3180	42	FK 74000	29	MR 9178	76
AC 7300	57	BP 3214	43	FK 74010	29	MR 9179	76
AC 7310	60, 72	BP 3224	70	FL 3420	54	MR 9180	76
AC 7330	60, 72	BP 3225	42	FL 3450	54	PD 10000	19
AC 7360	72	BP 3350	43	FL 3460	54	PD 20000	19
AC 7370	72	BP 3640	42	FL 3470	54	PD 40000	19
AC 7400	72	BP 3670	42	FS 3204	71	PD 40020	19
AC 7610	64	BP 4180	43	FS 3224	70	PD 60000	19
AC 7672	64	BP 4250	43	FS 4000	71	PM 40000	31
AC 7990	64	BP 4840	43	FS 4200	71	PM 41000	31
AC 7991	64	BP 6170	42	FS 4310	71	PM 42000	31
AC 7992	64	BP 6190	42	FS 4350	71	PM 73020	31
AC 8300	44, 72	BP 6250	42	GS 3750	48	PM 74020	31
AC 8350	72	BP 6590	43	GS 3760	48	PM 75020	31
AC 9000	63	BP 7100	41	GS 6750	48	PS 4040	59
AC 9010	64	BP 7450	41	GT 3040	67	PS 4050	59
AC 9020	64	BR 70090	32	GT 3050	67	PS 7020	59
AC 9100	63	BR 71090	32	GT 3060	67	QS 7800	56, 57
AC 9200	63	BR 72090	32	GT 3070	67	QS 7900	56, 57
AC 9300	63	BR 73090	32	GT 3080	67	RC 4060	59
AG 4910	70	BR 74090	32	GT 3090	67	RK 10000	23
AG 4910SS	69	CC 9312	73	HS 3070	47	RK 12010	23
AG 4920	70	CC 9313	73	HS 3244	47	RK 12024	23
AG 4920SS	69	CC 9315	73	HS 3911	47	RK 12030	23
AG 4930	70	CT 3010i	66	HS 3930	47	RK 20002	23
AG 4930SS	69	CT 3020i	66	HS 3950	46	RK 20022	23
AG 4940	70	CT 3030i	66	HS 6920	46	RK 24002	22
AG 4940SS	69	CT 3040i	66	HS 6930	46	RK 24003	22
AG 5010	69	CT 3050i	66	HS 6960	46	RK 24061	22
AG 5030	69	CT 3710	67	HS 7140	45, 46	RK 25008	22
AG 5040	68	CT 3720	65	HT 69100	66	RK 25018	22
AG 5050	68	CT 3720	67	HT 69200	66	RK 25024	22

Index

New Item in Bold

RK 42000	23	SS 27010	12	SS 65000	10	UT 66006	35
RK 61061	21	SS 27020	12	SS 65010	10	UT 67001	35
RK 61062	21	SS 27030	12	SS 65020	10	UT 67002	35
RK 61063	21	SS 28000	13	SS 65030	10	UT 67003	35
RK 61064	21	SS 28010	13	SS 66000	10	UT 69000	34
RK 62000	22	SS 28020	13	SS 66010	10	UT 70000	36
RK 62001	22	SS 28030	13	SS 66020	10	UT 71000	36
RK 62060	22	SS 29000	13	SS 68000	17	WB 1006	40
RK 62061	22	SS 29010	13	SS 68010	17	WB 1006FF	40
RK 63003	22	SS 29020	13	SS 68030	17	WB 1010	40
RK 64002	21	SS 29030	13	SS 68231	17	WB 2004	40
RK 64060	21	SS 30020	11	SS 68431	17	WB 2006	40
RK 65001	23	SS 30030	11	SS 68436	17	WB 2006FF	40
RK 65002	23	SS 31020	11	SS 68440	17	WB 2506K	39
RK 65021	23	SS 31030	11	SS 69000	17	WB 2506KFF	39
RK 65022	23	SS 39000	11	SS 69010	17	WB 2606K	39
RK 65061	23	SS 42001	18	ST 40001	30	WB 2606KFF	39
RK 66000	21	SS 42011	18	ST 40004	30	WB 2706	39
RL 3560	55	SS 47000	13	ST 40006	30	WB 2806	38
RP 3230	44	SS 48248	18	ST 40010	30	WB 2806FF	38
RS 4040	59	SS 49100	18	ST 40012	30	WB 2806K	38
RS 7041	58	SS 60000	8	ST 40016	30	WL 3351	55
RS 7060	59	SS 60010	8	ST 40020	30	WL 6310	52
RS 7120	58	SS 60020	8	ST 43003	30	WL 6321	51
RS 7130	58	SS 61000	8	ST 70020	30	WL 6330	52
RS 7160	58	SS 61010	8	ST 70021	30	WL 6341	51
RS 7245	58	SS 61020	8	ST 70022	30	WL 6350	52
RS 7255	58	SS 62000	9	ST 70023	30	WL 6361	51
RS 7265	58	SS 62010	9	ST 70024	30	WL 6370	52
RS 7395	58	SS 62020	9	ST 70025	30	WL 6381	51
RS 7500	58	SS 62030	9	ST 73003	30	WL 6420	51
SF 79000	8	SS 62100	9	TP 3206	44, 62	WL 6431	51
SF 80000	8	SS 62110	9	TP 3811	62	WL 6450	51
SF 80020	8	SS 62120	9	TP 3841	62	WL 6461	51
SG 2950	67	SS 62130	9	TP 6830	61	WL 6470	51
SH 10000	25	SS 63010	8	TP 6850	62	WL 6481	51
SH 15000	26	SS 64103	15	TP 6870	61	WL 6490	53
SH 20000	25	SS 64104	15	TP 6881	61		
SH 22000	25	SS 64105	15	UT 20000	36		
SH 60000	26	SS 64106	15	UT 21000	36		
SH 60001	26	SS 64123	15	UT 22000	36		
SH 60060	25	SS 64124	15	UT 24000	36		
SH 60061	26	SS 64125	15	UT 47000	36		
SH 61000	26	SS 64126	15	UT 60030	36		
SH 63000	26	SS 64223	15	UT 60050	35		
SH 65000	26	SS 64224	15	UT 60053	35		
SL 3264	54	SS 64225	15	UT 60054	36		
SL 3310	55	SS 64226	15	UT 60055	35		
SL 4150	55	SS 64303	16	UT 60057	35		
SL 6500	53	SS 64304	16	UT 61000	34		
SL 7180	49	SS 64305	16	UT 62050	34		
SP 3099	74	SS 64306	16	UT 62051	34		
SS 10000	12	SS 64323	16	UT 62052	34		
SS 11000	12	SS 64324	16	UT 62055	34		
SS 25010	12	SS 64325	16	UT 63050	34		
SS 26000	12	SS 64326	16	UT 64020	34		
SS 26010	12	SS 64223	15	UT 64050	34		
SS 26020	12	SS 64224	15	UT 65001	35		
SS 26030	12	SS 64225	15	UT 65002	35		
SS 27000	12	SS 64226	15	UT 66004	35		
		SS 64303	16				
		SS 64304	16				
		SS 64305	16				
		SS 64306	16				
		SS 64323	16				
		SS 64324	16				
		SS 64325	16				
		SS 64326	16				
		SS 64333	16				
		SS 64334	16				
		SS 64335	16				
		SS 64336	16				

CORONA® WARRANTY INFORMATION

Plant and prune the perfect garden. Turn sand, stone, and concrete into a picturesque patio. Sculpt a healthy, attractive treescape. Sow and harvest fields' worth of wholesome food. Whatever your vision, whatever your project, Corona® tools will help you create, build, get the job done, season after season.

Any defects in materials or workmanship usually emerge early in the life of the tool. The life of a tool is often determined by frequency of use and the conditions under which it is used. Someone making thousands of cuts, digs, strikes, or sweep per day will wear out a tool long before an occasional, infrequent user.

Therefore, Corona® stands behind our promises with three distinct product lines and specific warranties to meet your specific needs.

CORONA® MAX

Our best-in-class tools, designed for professionals and passionate gardeners looking for durability and lasting performance, season after season.

Limited Lifetime Warranty

Corona® guarantees MAX tools to be free of defects in materials and workmanship for the life of the tool. If your tool is found to be defective, it will be replaced or repaired free of charge. Just return the tool to where you bought it, visit coronatoolsusa.com or call (800) 234-2547 to speak directly with a Corona® Customer Service team member for resolution.

CORONA® RED

Designed for light-duty use by casual gardeners and landscaping enthusiasts, who want control and comfort in a tool, but not the lasting performance and durability expectations built and designed into our MAX line of tools.

Limited Warranty

Corona® warrants RED tools to be free of defects in materials and workmanship. If your tool is found to be defective during the ten (10) years from date of purchase, it will be replaced or repaired free of charge, upon proof of purchase from the original purchaser. Just return the tool to where you bought it, visit coronatoolsusa.com or call (800) 234-2547 to speak directly with a Corona® Customer Service team member for resolution.

Value Tools

Budget-friendly tools for performing basic tasks. Value Tools are covered with a standard, 1-year limited manufacturer's warranty to be free of defects in materials or workmanship.

WHAT'S NOT COVERED

Corona® is dependable and trustworthy, and we expect the same from our customers. We don't cover normal wear, lost or stripped parts, product modification, or product damage due to misuse or abuse. Abuse is using a tool in a manner for which it was not designed.


GENUINE REPLACEMENT PARTS

All Corona® tools are built to last, but certain components will wear out after heavy, repeated use. That's why we offer genuine replacement parts for most MAX and some RED products. Visit coronatoolsusa.com to see available replacement parts by item number. Or contact Corona® Customer Service at (800) 234-2547.

SEASON
AFTER
SEASON

DIG DEEPER

Learn more about the unique features of Corona tools. Simply scan the QR code with your mobile phone.





CORONA

Corona Clipper, Inc.
22440 Temescal Canyon Road
Corona, CA 92883

Tel (951) 737-6515

Toll Free (800) 847-7863

Fax (951) 737-8657

E-mail sales@corona.bellota.com

coronatoolsusa.com



Connect with Corona Tools!

© Copyright 2012 Corona Clipper, Inc.

Now Available!



Corona app for
iPhone, iPad & Android
Need growing tips?
Interested in planting &
pruning techniques? The
Corona app is the trusted
resource you can rely on
to help you accomplish
all of your garden &
landscape goals, season
after season.



CC 9330 - 09/12 - 15,000