



SUPREME SEAL

SOLVENT BASED CONCRETE SEALER



- ★ Wet Look
- ★ High Gloss
- ★ Excellent Adhesion
- ★ Clear Acrylic
- ★ Non-Yellowing
- ★ Freeze Thaw Protection
- ★ Salt Protection

Specially formulated for concrete:

- ★ Driveways
- ★ Porches
- ★ Sidewalks
- ★ Pool Decks
- ★ Patios
- ★ Pavers

Made in the **USA**

www.eaglesealer.com

E-SS-0517



SUPREME SEAL

SOLVENT BASED CONCRETE SEALER



Protect & Beautify Your Concrete


For All Types of Concrete



**PLAIN
CONCRETE**




**BROOMED
CONCRETE**




**STAMPED
CONCRETE**



**EXPOSED
AGGREGATE**



**STAINED
CONCRETE**



**CONCRETE
PAVERS**

DO NOT USE ON: Clay bricks, Slate, Stone Slabs, Granite, Travertine, Glazed Tile, Terrazzo, Epoxy Set Stone, Chattahoochee, Polished Densified, Painted Surfaces, Surfaces Previously Coated with Water Based Stains, Colored Sealers, or over Recently Treated Curing Compounds. Not for Vertical Surfaces except Steps. Not recommended on Surfaces Not Specifically Recommended. Always test before proceeding. **VENTILATE WELL, EXTINGUISH OPEN FLAMES. EXTERIOR USE ONLY**

WARNING: (Low VOC) FLAMMABLE. EYE IRRITANT. Contains t-Butyl Acetate and Aromatic Naphtha.

(Standard) COMBUSTIBLE. EYE, SKIN & RESPIRATORY IRRITANT. Contains Aromatic Naphtha. Do not use near heat, sparks or open flames. Avoid contact with eyes and prolonged contact with skin. Use only with adequate ventilation. Do not inhale vapors. Do not ingest.

First Aid: In case of eye contact, flush with water for 15 minutes. If irritation persists, get medical attention. In case of skin contact, wash thoroughly with soap and water. If irritation persists, get medical attention. If swallowed, do not induce vomiting. Immediately contact hospital ER or physician. If Vapors are inhaled or breathing becomes difficult, move person to fresh air. If symptoms persist, get medical attention. **KEEP OUT OF THE REACH OF CHILDREN**

INSTRUCTIONS



1 Clean oil spots with EAGLE Cleaner Degreaser Neutralizer or de-greasing soap and water. Smooth troweled concrete should be etched with EAGLE Etch & Clean.



2 Pressure wash concrete with 3000 psi or higher or scrub with a stiff bristled brush. It is imperative to thoroughly clean concrete before sealing.



3 Fill any cracks with EAGLE CRACK FILLER.



4 Allow concrete to dry for 24 hours without rain before sealing. Do not seal if rain is imminent.



5 Temperature of air and concrete should be above 50° F and below 90° F during application.



6 Test a sample spot with sealer on surface. Allow to dry. Be sure that test is acceptable before proceeding with the project.



7 Use short nap roller (1/4" - 3/8") for smooth concrete and long nap roller (1" - 1-1/4") for rough textures such as exposed aggregate. Most exterior concrete will need a medium nap roller (1/2" - 3/4")



8 Roll on concrete. Keep roller soaked with sealer. Dip on every stroke.



9 2nd coat should be rolled perpendicular to the first coat.



10 Anti-Skid additives (not sand) may be added to second coat of sealer, for added traction.



11 Clean-Up EAGLE Supreme Seal with Xylene or Lacquer thinner.



12 Allow to dry 4 hours prior to foot traffic and 48 hours for auto traffic.