



SCREWS & FASTENERS



CONNECTOR



ANCHOR



DOWEL



BRACE



TYPES OF DRIVES AND COLOR CHART



Square

#0	Yellow
#1	Green
#2	Red
#3	Black

Quadrex

#1	Light Green
#2	Orange
#3	Brown

Phillips

#1	Blue
#2	White

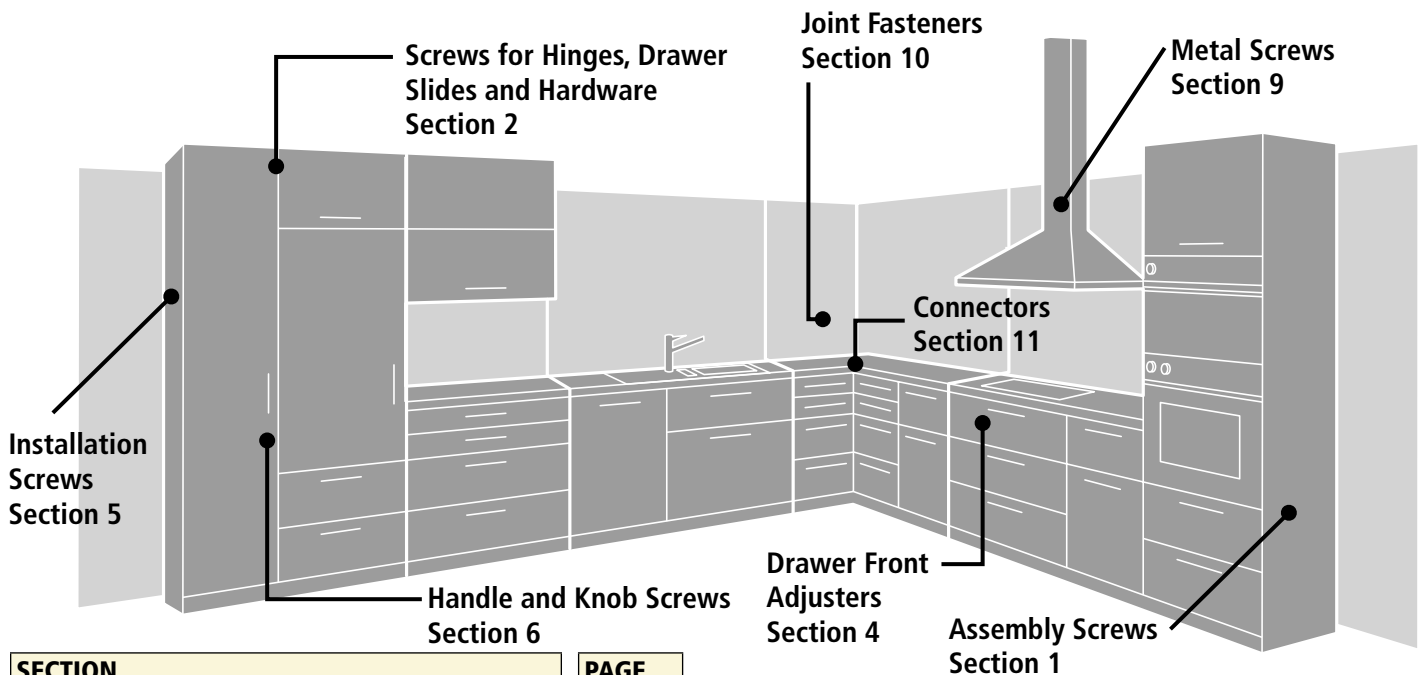
Pozi

#1	Dark Green
#2	Fuchsia

Hexagonal

#4	Tan
#5	Pink
#6	Dark Blue

INDEX



SECTION	PAGE
1 ASSEMBLY SCREWS	5-11
2 SCREWS FOR HINGES, DRAWER SLIDES AND HARDWARE	12-15
3 EURO SCREWS	16
4 DRAWER FRONT ADJUSTERS	17-18
5 INSTALLATION SCREWS	19-20
6 HANDLE AND KNOB SCREWS	21-23
7 POCKET-HOLE SCREWS	24-25
8 KREG TOOLS	26-28
9 METAL SCREWS	29-30

10 JOINT FASTENERS	31-32
11 CONNECTORS	33-37
12 ASSEMBLY FITTINGS (TITUS)	38-50
13 DOWELS AND BISCUITS	51-53
14 BRACKETS	54-57
15 COVER CAPS	58-64
16 ANCHORS	65-66
17 CONCRETE ACCESSORIES	67-69
18 DRIVE BITES	70-74

SCREW HEAD TYPES



Flat Head: This type of head has a flat top. Flat-head screws are generally used for all types of cabinet making and carpentry work.



Flat Head with Nibs: Flat-head screws with nibs have flat tops and serrations, allowing them to tap their own holes for easier and more precise finishing. They are mostly used in hardwood and melamine.



Pan Head: This type of head has a semi-elliptical top surface and a flat bearing surface. Pan-head screws are generally used for installing metal parts such as hinges and slides.



Round Head with Washer: This type of head has a semi-elliptical surface and a washer to maximize bearing surface. Mainly used to assemble softwood parts and for angle drilling.




Truss Head: This type of head has a rounded, flared top. Truss-head screws are usually considered machine screws, and are used to install decorative hardware such as pulls.



Large Truss Head: This type of head has a rounded, flared top that is larger than the conventional truss head, providing more stability. Large truss-head screws are also considered machine screws, and are used to install decorative hardware such as pulls.



Modified Truss Head: This type of head has a rounded, low-profile top. Modified truss-head screws provide a larger and stronger bearing surface. They are mainly used to assemble doors and windows.



Oval Head: This type of head has a more rounded flat top than conventional flat heads. Oval-head screws are mainly used for hinges.



Serrated Fillister Head: This type of head has a cylindrical flat head with serrations that create a deep indentation in the material, thereby providing a stronger bearing surface. Fillister-head screws with serrations are mainly used to assemble hardwood parts and for angle drilling.



Fillister Head: This type of head, also known as cheese head, has a flat top and a cylindrical shaft. Fillister-head screws are mainly used to assemble hardwood parts and for angle drilling.



Confirmat Head: This type of head has a flat top and a long cylindrical shank. Confirmat-head screws are mainly used to assemble furniture, and require pre-drilling.



Confirmat Head with Nibs: This type of head has a flat top and a long cylindrical shank. The nibs on screws cut into materials more precisely so that the head is easier to seat. Confirmat-head screws are mainly used to assemble furniture, and require pre-drilling.



Undercut Head: This type of head has a thinner flat top than traditional flat heads. Undercut-head screws are specially designed to receive decorative caps and are therefore generally used in cabinet installation.



PowerHead™: This type of head has an oversized, very thin, flat head. PowerHead screws are specially designed to receive decorative cover caps and are therefore generally used in cabinet installation.



Wafer Head: This type of head has a very large, thin, flat top designed to provide more bearing surface. Wafer-head screws are usually used to attach wood to metal.

1
ASSEMBLY
SCREWS

2
SCREWS
FOR HINGES,
DRAWER
SLIDES AND
HARDWARE

3
EURO
SCREWS

4
DRAWER
FRONT
ADJUSTERS

5
INSTALLATION
SCREWS

6
HANDLE
AND KNOB
SCREWS

7
POCKET-
HOLE
SCREWS

8
KREG
TOOLS

9
METAL
SCREWS

10
JOINT
FASTENERS

11
CONNECTORS

12
ASSEMBLY
FITTINGS

13
DOWELS
AND
BISCUITS

14
BRACKETS

15
COVER
CAPS

16
ANCHORS


17
CONCRETE
ACCESSORIES

18
DRIVE BITS


THREAD TYPES




Self-Tapping Thread: Also known as a metal thread, this type of thread covers the entire screw rod. Its self-tapping power allows the screw to easily penetrate the metal piece.




Regular Thread: Also called fine thread, this type of thread is designed for hard and solid wood.



Coarse Thread: Coarse thread screws offer greater holding strength. They are mainly used in softwood and particle board.



Hi-Low Thread: Generally used in hard and softwood.




Machine Thread: This type of thread can be metric or imperial. Screws with machine threads are mainly used to fasten decorative hardware.



Break-Away Machine Thread: This type of thread can be metric or imperial. It has sections that allow you to cut the screw to the desired length.


POINT TYPES



Regular Wood Point: Screws with regular points are used for various types of cabinet making and carpentry work.



Type 17 Point: This type of point prevents wood from splitting and allows for quicker installation by eliminating the need for pre-drilling.



Dog Point: This type of non-threaded point is slightly smaller than the diameter of the screw. It helps align the screw in a pre-drilled hole. It is usually found on confirmat-head screws.




Lag Point: This type of point creates a strong bond between parts and holds them together securely.



Self-Drilling (Tek) Point: These types of points are generally used for harder metals. No pre-drilling is required. Ideal for fastening wood to metal.



Type A Point: Screws with this type of gimlet point are generally used to fasten thin metal sheets or plywood. Used with punched or drilled holes.



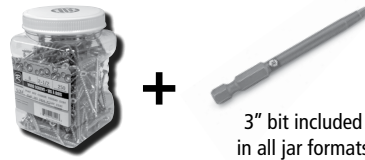
Type B Point: This type of flat point is usually found on machine screws. Screws with type B points are mainly used in pre-drilled holes in metal parts and plastic.

Assembly Screws

Flat Head with Nibs Coarse Thread Type 17 Point

DRIVE TYPE: QUADREX

NO. 6, DRIVE #2			
PRODUCT	LENGTH	FINISH	QTY/BOX
FQC17P658PR	5/8"	Plain	15000
FQ2CN17P6112PR	1-1/2"	Plain	7000
FQ2CN17P6112PRM	1-1/2"	Plain	1000
FQ2CN17P6134PR	1-3/4"	Plain	5000



3" bit included
in all jar formats



NO. 8, DRIVE #2				NO. 8, DRIVE #2			
PRODUCT	LENGTH	FINISH	QTY/BOX	PRODUCT	LENGTH	FINISH	QTY/BOX
FQCN17P81PRJ*	1"	Plain	600	FQCN17P82PRJ*	2"	Plain	300
FQCN17P81PRM1	1"	Plain	1000	FQCN17P82PRM1	2"	Plain	1000
FQCN17P81PR	1"	Plain	11000	FQCN17P82PR	2"	Plain	4000
FQCN17Z81PRM1	1"	Zinc	1000	FQCN17Z82PRM1	2"	Zinc	1000
FQCN17Z81PR	1"	Zinc	11000	FQCN17Z82PR	2"	Zinc	4000
FQCN17P8114PRJ*	1-1/4"	Plain	500	FQCN17P8214PRM1	2-1/4"	Plain	1000
FQCN17P8114PRM1	1-1/4"	Plain	1000	FQCN17P8214PR	2-1/4"	Plain	3500
FQCN17P8114PR	1-1/4"	Plain	9000	FQCN17Z8214PRM1	2-1/4"	Zinc	1000
FQCN17Z8114PRM1	1-1/4"	Zinc	1000	FQCN17Z8214PR	2-1/4"	Zinc	3500
FQCN17Z8114PR	1-1/4"	Zinc	9000	FQCN17P8212PRJ*	2-1/2"	Plain	250
FQCN17P8112PRJ*	1-1/2"	Plain	400	FQCN17P8212PRM1	2-1/2"	Plain	1000
FQCN17P8112PRM1	1-1/2"	Plain	1000	FQCN17P8212PR	2-1/2"	Plain	2500
FQCN17P8112PR	1-1/2"	Plain	7000	FQCN17Z8212PRM1	2-1/2"	Zinc	1000
FQCN17Z8112PRM1	1-1/2"	Zinc	1000	FQCN17Z8212PR	2-1/2"	Zinc	2500
FQCN17Z8112PR	1-1/2"	Zinc	7000	FQCN17P83PR	3"	Plain	2000
FQCN17P8134PRJ*	1-3/4"	Plain	400	FQCN17Z83PR	3"	Zinc	200
FQCN17P8134PRM1	1-3/4"	Plain	1000				
FQCN17P8134PR	1-3/4"	Plain	4800				
FQCN17Z8134PRM1	1-3/4"	Zinc	1000				
FQCN17Z8134PR	1-3/4"	Zinc	4800				

* J in the part number = jar

Flat Head Coarse Thread Type 17 Point

DRIVE TYPE: QUADREX

NO. 6, DRIVE #1			
PRODUCT	LENGTH	FINISH	QTY/BOX
FQC17P6134J*	1-3/4"	Plain	350
FQC17P6134	1-3/4"	Plain	5000

NO. 8, DRIVE #2				NO. 8, DRIVE #2			
PRODUCT	LENGTH	FINISH	QTY/BOX	PRODUCT	LENGTH	FINISH	QTY/BOX
FQC17P81J*	1"	Plain	750	FQC17P82	2"	Plain	3000
FQC17P81	1"	Plain	8000	FQC17P8214J*	2-1/4"	Plain	250
FQC17P8112	1-1/2"	Plain	5000	FQC17P8214	2-1/4"	Plain	3000
FQC17Z8112	1-1/2"	Zinc	5000	FQC17P8212PR	2-1/2"	Plain	2500
FQC17P8114PRJ*	1-1/4"	Plain	500	FQC17P83J*	3"	Plain	150
FQC17P8114PR	1-1/4"	Plain	6000	FQC17P83PR	3"	Plain	2000
FQC17P8134	1-3/4"	Plain	4000				

* J in the part number = jar


Other formats may be available at www.richelieu.com.

Assembly Screws

Flat Head Coarse Thread Regular Wood Point



3" bit included
in all jar formats



DRIVE TYPE: SQUARE

NO. 6, DRIVE #1				NO. 6, DRIVE #1			
PRODUCT	LENGTH	FINISH	QTY/BOX	PRODUCT	LENGTH	FINISH	QTY/BOX
FKCP61PRM1	1"	Plain	1000	FKCP6134PRM1	1-3/4"	Plain	1000
FKCP61PR	1"	Plain	10000	FKCP6134PR	1-3/4"	Plain	5000
FKCZ61PRM1	1"	Zinc	1000	FKCZ6134PRJ*	1-3/4"	Zinc	550
FKCZ61PR	1"	Zinc	10000	FKCZ6134PRM1	1-3/4"	Zinc	1000
FKCZ6118PRM1	1-1/8"	Zinc	1000	FKCZ6134PR	1-3/4"	Zinc	5000
FKCZ6118PR	1-1/8"	Zinc	8000	FKCP62PR	2"	Plain	4000
FKCZ6114PRM1	1-1/4"	Zinc	1000	FKCZ62PRM1	2"	Zinc	1000
FKCZ6114PR	1-1/4"	Zinc	8000	FKCZ62PR	2"	Zinc	4000
FKCZ6112PRM1	1-1/2"	Zinc	1000				
FKCZ6112PR	1-1/2"	Zinc	7000				

* J in the part number = jar

NO. 8, DRIVE #2				NO. 8, DRIVE #2			
PRODUCT	LENGTH	FINISH	QTY/BOX	PRODUCT	LENGTH	FINISH	QTY/BOX
FKCP81PRM1	1"	Plain	1000	FKCP82J*	2"	Plain	500
FKCP81PR	1"	Plain	8000	FKCP82PRM1	2"	Plain	1000
FKCZ81J*	1"	Zinc	750	FKCP82PR	2"	Plain	3000
FKCZ81PRM1	1"	Zinc	1000	FKCZ82J*	2"	Zinc	400
FKCZ81PR	1"	Zinc	8000	FKCZ82M1	2"	Zinc	1000
FKCP8118PRM1	1-1/8"	Plain	1000	FKCZ82PR	2"	Zinc	3500
FKCP8118PR	1-1/8"	Plain	8000	FKCZ8214PRM1	2-1/4"	Zinc	1000
FKCZ8118PRJ*	1-1/8"	Zinc	650	FKCZ8214PR	2-1/4"	Zinc	3000
FKCZ8118PRM1	1-1/8"	Zinc	1000	FKCP8212J*	2-1/2"	Plain	400
FKCZ8118PR	1-1/8"	Zinc	8000	FKCP8212M1	2-1/2"	Plain	1000
FKCP8114J*	1-1/4"	Plain	500	FKCP8212PR	2-1/2"	Plain	2000
FKCP8114PRM1	1-1/4"	Plain	1000	FKCZ8212PRJ*	2-1/2"	Zinc	250
FKCP8114PR	1-1/4"	Plain	6000	FKCZ8212PR	2-1/2"	Zinc	2000
FKCZ8114PRJ*	1-1/4"	Zinc	500	FKCP83J*	3"	Plain	300
FKCZ8114PRM1	1-1/4"	Zinc	1000	FKCP83PR	3"	Plain	1500
FKCZ8114PRM1	1-1/4"	Zinc	6000	FKCZ83PRJ*	3"	Zinc	175
FKCP8112J*	1-1/2"	Plain	400	FKCZ83PR	3"	Zinc	1500
FKCP8112PRM1	1-1/2"	Plain	1000	FKCP8312J	3-1/2"	Plain	250
FKCP8112PR	1-1/2"	Plain	6000	FKCP8312PR	3-1/2"	Plain	1500
FKCZ8112J*	1-1/2"	Zinc	600	FKCZ8312PRJ	3-1/2"	Zinc	125
FKCZ8112PRM1	1-1/2"	Zinc	1000	FKCZ8312PR	3-1/2"	Zinc	1500
FKCZ8112PR	1-1/2"	Zinc	5000	FKCP84J*	4"	Plain	200
FKCP8134J*	1-3/4"	Plain	300	FKCP84PR	4"	Plain	1000
FKCP8134PRM1	1-3/4"	Plain	1000	FKCZ84PR	4"	Zinc	1000
FKCP8134PR	1-3/4"	Plain	4000				
FKCZ8134PRJ*	1-3/4"	Zinc	500				
FKCZ8134PRM1	1-3/4"	Zinc	1000				
FKCZ8134PRM1	1-3/4"	Zinc	4000				

* J in the part number = jar

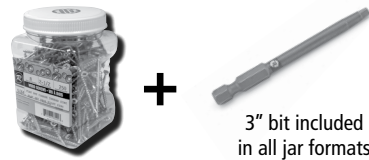
Other formats may be available at www.richelieu.com.

Assembly Screws

Flat Head with Nibs Coarse Thread Regular Wood Point

DRIVE TYPE: SQUARE

NO. 8, DRIVE #2			
PRODUCT	LENGTH	FINISH	QTY/BOX
FKCNZ81PRM1	1"	Zinc	1000
FKCNZ81PR	1"	Zinc	10000
FKCNZ8118PRJ*	1-1/8"	Zinc	650
FKCNZ8118PRM1	1-1/8"	Zinc	1000
FKCNZ8118PR	1-1/8"	Zinc	8000
FKCNZ8114PRJ*	1-1/4"	Zinc	500
FKCNZ8114PRM1	1-1/4"	Zinc	1000
FKCNZ8114PR	1-1/4"	Zinc	7500
FKCNZ8114PR	1-1/2"	Zinc	600
FKCNZ8112PRM1	1-1/2"	Zinc	1000
FKCNZ8112PR	1-1/2"	Zinc	5000
FKCNZ8134PRJ*	1-3/4"	Zinc	500
FKCNZ8134PRM1	1-3/4"	Zinc	1000
FKCNZ8134PR	1-3/4"	Zinc	4000
FKCNZ82PRJ*	2"	Zinc	400
FKCNZ82PRM1	2"	Zinc	1000
FKCNZ82PR	2"	Zinc	3500
FKCNZ8212PRJ*	2-1/2"	Zinc	225
FKCNZ8212PRM1	2-1/2"	Zinc	1000
FKCNZ8212PR	2-1/2"	Zinc	2500
FKCNZ83PRJ*	3"	Zinc	175
FKCNZ83PRM1	3"	Zinc	1000
FKCNZ83PR	3"	Zinc	1500



NO. 6, DRIVE #1			
PRODUCT	LENGTH	FINISH	QTY/BOX
FKCNZ61PRM1	1"	Zinc	1000
FKCNZ61PR	1"	Zinc	10000
FKCNZ6118PRM1	1-1/8"	Zinc	1000
FKCNZ6118PR	1-1/8"	Zinc	8000
FKCNZ6114PRM1	1-1/4"	Zinc	1000
FKCNZ6114PR	1-1/4"	Zinc	8000
FKCNZ6112PRJ*	1-1/2"	Zinc	500
FKCNZ6112PRM1	1-1/2"	Zinc	1000
FKCNZ6112PR	1-1/2"	Zinc	7000
FKCNZ6134PRJ	1-3/4"	Zinc	400
FKCNZ6134PRM1	1-3/4"	Zinc	1000
FKCNZ6134PR	1-3/4"	Plain	5000
FKCNZ6134PR	1-3/4"	Zinc	5000

NO. 6, DRIVE #2			
FKCN2P6112PR	1-1/2"	Plain	7000

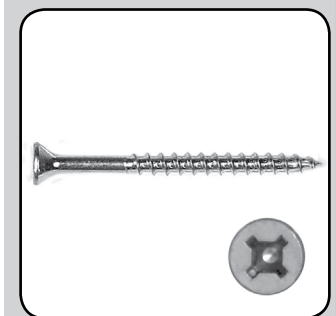

* J in the part number = jar

Flat Head with Nibs Coarse Thread Regular Wood Point

DRIVE TYPE: QUADREX

NO. 6, DRIVE #2				NO. 8, DRIVE #2			
PRODUCT	LENGTH	FINISH	QTY/BOX	PRODUCT	LENGTH	FINISH	QTY/BOX
FQCN2Z6112PRM1	1-1/2"	Zinc	1000	FQCNZ8114PRM1	1-1/4"	Zinc	1000
FQCN2Z6112PR	1-1/2"	Zinc	7000	FQCNZ8114PR	1-1/4"	Zinc	5000
FQCN2Z6134PRM1	1-3/4"	Zinc	1000	FQCNZ8112PRM1	1-1/2"	Zinc	1000
FQCN2Z6134PR	1-3/4"	Zinc	5000	FQCNZ8112PR	1-1/2"	Zinc	5000
FQCN2P6134PRM1	1-3/4"	Plain	1000	FQCNZ8134PR	1-3/4"	Zinc	4000
FQCN2P6134PR	1-3/4"	Plain	8000	FQCNZ82PR	2"	Zinc	3500
FQCN2P6134H8PRM**	1-3/4"	Plain	1000	FQCNZ8212PR	2 1/2"	Zinc	2000
FQCN2P6134H8PR**	1-3/4"	Plain	8000				

** These screws have a #8 head



Other formats may be available at www.richelieu.com.

1
ASSEMBLY
SCREWS

2
SCREWS
FOR HINGES,
DRAWER
SLIDES AND
HARDWARE

3
EURO
SCREWS

4
DRAWER
FRONT
ADJUSTERS

5
INSTALLATION
SCREWS

6
HANDLE
AND KNOB
SCREWS

7
POCKET-
HOLE
SCREWS

8
KREG
TOOLS

9
METAL
SCREWS

10
JOINT
FASTENERS

11
CONNECTORS

12
ASSEMBLY
FITTINGS

13
DOWELS
AND
BISCUITS

14
BRACKETS

15
COVER
CAPS

16
ANCHORS

17
CONCRETE
ACCESSORIES

18
DRIVE BITS

Assembly Screws

Flat Head Regular Thread Regular Wood Point

DRIVE TYPE: SQUARE

NO. 8, DRIVE #2			
PRODUCT	LENGTH	FINISH	QTY/BOX
FKWZ81J*	1"	Zinc	750
FKWZ81M1	1"	Zinc	1000
FKWZ81	1"	Zinc	10000
FKWW81	1"	White Head	9000
FKWZ8114J*	1-1/4"	Zinc	600
FKWZ8114M1	1-1/4"	Zinc	1000
FKWZ8114	1-1/4"	Zinc	7500
FKWW8114	1-1/4"	White Head	7500
FKWZ8112J*	1-1/2"	Zinc	600
FKWZ8112M1	1-1/2"	Zinc	1000
FKWZ8112	1-1/2"	Zinc	5000
FKWW8112	1-1/2"	White Head	6500
FKWZ8134M1	1-3/4"	Zinc	1000
FKWZ8134	1-3/4"	Zinc	4000
FKWZ82J*	2"	Zinc	400
FKWZ82M1	2"	Zinc	1000
FKWZ82	2"	Zinc	3500
FKWW82	2"	White Head	3500
FKWZ8214	2-1/4"	Zinc	2500
FKWZ8212J*	2-1/2"	Zinc	250
FKWZ8212M1	2-1/2"	Zinc	1000
FKWZ8212	2-1/2"	Zinc	2500
FKWW8212	2-1/2"	White Head	2500
FKWZ83J*	3"	Zinc	150
FKWZ83M1	3"	Zinc	1000
FKWZ83	3"	Zinc	2000
FKWW83	3"	White Head	2000
FKWZ8312	3-1/2"	Zinc	1000
FKWZ84	4"	Zinc	800




3" bit included
in all jar formats

NO. 6, DRIVE #1			
PRODUCT	LENGTH	FINISH	QTY/BOX
FKWZ61J*	1"	Zinc	900
FKWZ61M1	1"	Zinc	1000
FKWZ61	1"	Zinc	10000
FKWZ6114J*	1-1/4"	Zinc	700
FKWZ6114M1	1-1/4"	Zinc	1000
FKWZ6114	1-1/4"	Zinc	8000
FKWZ6112J*	1-1/2"	Zinc	500
FKWZ6112M1	1-1/2"	Zinc	1000
FKWZ6112	1-1/2"	Zinc	7000
FKWW6112	1-1/2"	White Head	7000
FKWZ6134M1	1-3/4"	Zinc	1000
FKWZ6134	1-3/4"	Zinc	5000
FKWZ62M1	2"	Zinc	1000
FKWZ62	2"	Zinc	4000
FKWZ6212	2-1/2"	Zinc	3500

NO. 7, DRIVE #1			
PRODUCT	LENGTH	FINISH	QTY/BOX
FKWZ71	1"	Zinc	10000
FKWZ7114	1-1/4"	Zinc	10000
FKWZ7112	1-1/2"	Zinc	10000

NO. 10, DRIVE #2			
PRODUCT	LENGTH	FINISH	QTY/BOX
FKWZ101J*	1"	Zinc	900
FKWZ101	1"	Zinc	8000
FKWZ102J*	2"	Zinc	300
FKWZ102	2"	Zinc	2500

* J in the part number = jar




Flat Head Coarse Thread Regular Wood Point

DRIVE TYPE: QUADREX

NO. 8, DRIVE #2			
PRODUCT	LENGTH	FINISH	QTY/BOX
FQCP81PR	1"	Plain	8000
FQCZ81PR	1"	Zinc	8000
FQCP8114PR	1-1/4"	Plain	7500
FQCZ8114PR	1-1/4"	Zinc	7500
FQCP8112PRJ*	1-1/2"	Plain	600
FQCP8112PR	1-1/2"	Plain	5000
FQCZ8112PR	1-1/2"	Zinc	5000
FQCP8134PR	1-3/4"	Plain	4000
FQCZ8134PR	1-3/4"	Zinc	4000

* J in the part number = jar



Other formats may be available at www.richelieu.com.

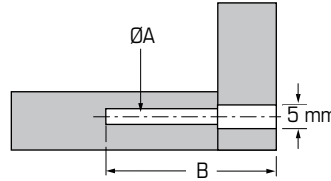
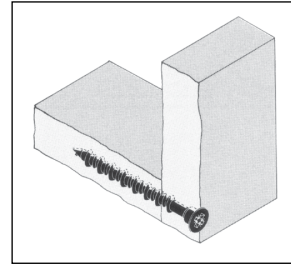
Assembly Screws

Flat Head Hi-Low Thread Type S Point

Hi-Low screws have a double thread that is much sharper than that of traditional screws. This provides extremely rapid insertion and a very strong hold. One diameter smaller than standard screws, they take up less space on the material and thereby provide heightened resistance to splitting.

DRIVE TYPE: POZI

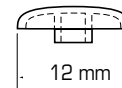
BLACK, POZI #2				
PRODUCT	LENGTH (B)	SIZE	Ø (A)	QTY/BOX
6074	38 mm	#8	3 mm	7000
0077	45 mm	#8	3 mm	5000



Hi-Low Cover Caps

- Plastic
- 12 mm

COVER CAP FOR HI-LOW		
PRODUCT	COLOR	QTY/BOX
102030	White	1000
102040	Almond	1000
102060	Brown	1000
102061	Light Brown	1000
102090	Black	1000




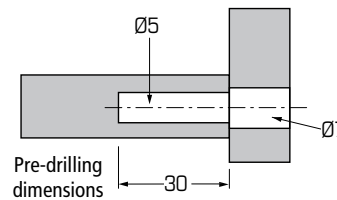
Confirmat Head Coarse Thread Dog Point

Double locking assembly screw recommended for boards or furniture that must be assembled or disassembled. Requires pre-drilling in both parts to be assembled.

- No countersinking required
- Ability to drill both pieces simultaneously
- Easy to use

DRIVE TYPE: PHILLIPS

PHILLIPS #3						
PRODUCT	LENGTH	FINISH	SHANK Ø	HEAD Ø	PITCH	QTY/BOX
1802G	42 mm	Zinc	6 mm	9 mm	3.5 mm	2000



Other formats may be available at www.richelieu.com.

Assembly Screws

Confirmat Head Coarse Thread Dog Point

DRIVE TYPE: POZI

COARSE, POZI #3						
PRODUCT	LENGTH	FINISH	SHANK Ø	HEAD Ø	PITCH	QTY/ BOX
CP7170402G	40 mm	Zinc	7 mm	10 mm	3 mm	100
7170402G	40 mm	Zinc	7 mm	10 mm	3 mm	2500
7170702G	70 mm	Zinc	7 mm	10 mm	3 mm	1000

HI-LOW, POZI #2						
PRODUCT	LENGTH	FINISH	SHANK Ø	HEAD Ø	PITCH	QTY/ BOX
CP7150402G	40 mm	Zinc	5 mm	8 mm	2.2 mm	100
7150402G	40 mm	Zinc	5 mm	8 mm	2.2 mm	5000
635001262G	50 mm	Zinc	2.6 mm	10 mm	2.6 mm	4000
705001262G	50 mm	Zinc	2.6 mm	10 mm	2.6 mm	3000
705001302G	50 mm	Zinc	3 mm	10 mm	3 mm	3000

DRIVE TYPE: HEXAGONAL


COARSE, HEXAGONAL #4						
PRODUCT	LENGTH	FINISH	SHANK Ø	HEAD Ø	PITCH	QTY/ BOX
7175502G	50 mm	Zinc	7 mm	10 mm	3.3 mm	2000
705041262G	50 mm	Zinc	7 mm	10 mm	2.6 mm	3000

Confirmat Head with Nibs Hi-Low Thread Dog Point

DRIVE TYPE: POZI

HI-LOW, POZI #2						
PRODUCT	LENGTH	FINISH	SHANK Ø	HEAD Ø	PITCH	QTY/ BOX
7150502G	50 mm	Zinc	5 mm	8 mm	1.6 mm	3000
7163502G	50 mm	Zinc	6 mm	10 mm	1.75 mm	2300

HI-LOW, POZI #3						
PRODUCT	LENGTH	FINISH	SHANK Ø	HEAD Ø	PITCH	QTY/ BOX
CP7170502G	50 mm	Zinc	7 mm	10 mm	1.75 mm	100
7170502G	50 mm	Zinc	7 mm	10 mm	1.75 mm	2000



Other formats may be available at www.richelieu.com.

Assembly Screws

Confirmat Head with Nibs Coarse Thread Lag Point

DRIVE TYPE: POZI

COARSE, POZI #3

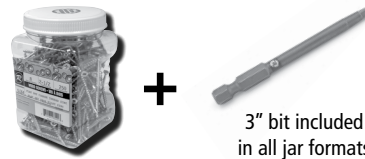
PRODUCT	LENGTH	FINISH	SHANK Ø	HEAD Ø	PITCH	QTY/BOX
7370502G	50 mm	Zinc	7 mm	10 mm	2.6 mm	2000

Drill Bits for Confirmat Screws

PRODUCT	SHANK Ø	CUTTING LENGTH	OVERALL LENGTH	PRE-DRILLING	QTY/BOX
9115550HSS0	5/16" (8 mm)	1-31/32" (50 mm)	4-29/32" (125 mm)	1/8" to 3/16" (3 mm to 5 mm)	1
9115230HSS0	13/32" (10 mm)	1-31/32" to 2-3/4" (50 mm to 70 mm)	5-5/16" (135 mm)	7/32" to 9/32" (5 mm to 7 mm)	1

- 9115550HSS0: Drill bit for 7150 screws
- 9115230HSS0: Drill bit for 7170 and 7175 screws

Pan Head Regular Thread Type 17 Point



DRIVE TYPE: QUADREX

NO. 8, DRIVE #2

PRODUCT	LENGTH	FINISH	QTY/BOX	PRODUCT	LENGTH	FINISH	QTY/BOX
PQ17P81PRJ*	1"	Plain	750	PQ17P8112PRJ*	1-1/2"	Plain	600
PQ17P81PR	1"	Plain	8000	PQ17P8112PR	1-1/2"	Plain	5000
PQ17P8114PRJ*	1-1/4"	Plain	700	PQ17P8134PRJ*	1-3/4"	Plain	500
PQ17P8114PR	1-1/4"	Plain	6000	PQ17P8134PR	1-3/4"	Plain	4000
				PQ17P8212PRJ*	2-1/2"	Plain	350
				PQ17P8212PR	2-1/2"	Plain	2500

* J in the part number = jar

Other formats may be available at www.richelieu.com.

1
ASSEMBLY
SCREWS

2
SCREWS
FOR HINGES,
DRAWER
SLIDES AND
HARDWARE

3
EURO
SCREWS

4
DRAWER
FRONT
ADJUSTERS

5
INSTALLATION
SCREWS

6
HANDLE
AND KNOB
SCREWS

7
POCKET-
HOLE
SCREWS

8
KREG
TOOLS

9
METAL
SCREWS

10
JOINT
FASTENERS

11
CONNECTORS

12
ASSEMBLY
FITTINGS

13
DOWELS
AND
BISCUITS

14
BRACKETS

15
COVER
CAPS

16
ANCHORS

17
CONCRETE
ACCESSORIES

18
DRIVE BITS

Screws for Hinges, Drawer Slides and Hardware

Flat Head Coarse Thread Regular Wood Point


DRIVE TYPE: SQUARE

NO. 5, DRIVE #1

PRODUCT	LENGTH	FINISH	QTY/BOX
FKCP512PRM1	1/2"	Plain	1000
FKCP512PR	1/2"	Plain	15000
FKCZ512PRM1	1/2"	Zinc	1000
FKCZ512PR	1/2"	Zinc	15000
FKCP558PRM1	5/8"	Plain	1000
FKCP558PR	5/8"	Plain	15000
FKCZ558PRM1	5/8"	Zinc	1000



3" bit included in all jar formats



NO. 8, DRIVE #2

PRODUCT	LENGTH	FINISH	QTY/BOX
FKCP858PRM1	5/8"	Plain	1000
FKCP858PR	5/8"	Plain	15000
FKCZ834PRJ*	3/4"	Zinc	1000

NO. 6, DRIVE #1

PRODUCT	LENGTH	FINISH	QTY/BOX
FKCP658PRM1**	5/8"	Plain	1000
FKCP658PR**	5/8"	Plain	15000
FKCZ658PRJ***	5/8"	Zinc	800
FKCZ658PR**	5/8"	Zinc	15000
FKCZ658PRH6M1	5/8"	Zinc	1000
FKCZ658PRH6	5/8"	Zinc	15000
FKCZ612PRM1	1/2"	Zinc	1000
FKCZ612PR	5/8"	Zinc	15000
FKCP634PRM1	3/4"	Plain	1000
FKCP634PR	3/4"	Plain	15000
FKCZ634PRM1	3/4"	Zinc	1000
FKCZ634PR	3/4"	Zinc	15000

DRIVE TYPE: QUADREX

NO. 6, DRIVE #1

PRODUCT	LENGTH	FINISH	QTY/BOX
FQCP658PR**	5/8"	Plain	15000
FQCZ658PRJ*	5/8"	Zinc	800
FQCZ658PRM1	5/8"	Zinc	1000
FQCZ658PR	5/8"	Zinc	15000
FQCN658PR	5/8"	Nickel	15000

NO. 6, DRIVE #2

PRODUCT	LENGTH	FINISH	QTY/BOX
FQCZ2658PRJ*	5/8"	Zinc	2000
FQCZ2658PRM1	5/8"	Zinc	1000
FQCZ2658PR	5/8"	Zinc	5000

NO. 7, DRIVE #1

PRODUCT	LENGTH	FINISH	QTY/BOX
FQCZ758M1	5/8"	Zinc	1000
FQCZ758	5/8"	Zinc	15000


NO. 8, DRIVE #2

PRODUCT	LENGTH	FINISH	QTY/BOX
FQCZ858PRM1	5/8"	Zinc	1000
FQCZ858PR	5/8"	Zinc	15000
FQCZ834PRM1	5/8"	Zinc	1000
FQCZ834PR	5/8"	Zinc	15000

* J in the part number = jar

** Warning: These screws have a #5 head

*** JAR and #5 head



Other formats may be available at www.richelieu.com.

Screws for Hinges, Drawer Slides and Hardware

Flat Head with Nibs Coarse Thread Regular Wood Point

DRIVE TYPE: SQUARE

NO. 8, DRIVE #2			
PRODUCT	LENGTH	FINISH	QTY/BOX
FKCNZ834PRM1	3/4"	Zinc	1000
FKCNZ834PR	3/4"	Zinc	15000

Flat Head Regular Thread Regular Wood Point

DRIVE TYPE: SQUARE

NO. 5, DRIVE #1				NO. 4, DRIVE #0			
PRODUCT	LENGTH	FINISH	QTY/BOX	PRODUCT	LENGTH	FINISH	QTY/BOX
FKWB512	1/2"	Bright brass	15000	FKWB434VP	3/4"	Bright brass	100
FKWW512VP	1/2"	White	100	FKWB434	3/4"	Bright brass	15000
FKWW512	1/2"	White	15000	FKWB458VP	5/8"	Bright brass	100
FKAB512VP	1/2"	Antique brass	100	FKWB458	5/8"	Bright brass	15000
FKAB512M1	1/2"	Antique brass	1000	NO. 6, DRIVE #1			
FKAB512	1/2"	Antique brass	15000	PRODUCT	LENGTH	FINISH	QTY/BOX
FKAC512VP	1/2"	Antique copper	100	FKWB634VP	3/4"	Bright brass	100
FKAC512	1/2"	Antique copper	15000	FKWB634	3/4"	Bright brass	15000
FKWB534VP	3/4"	Bright brass	100	FKWB658VP	5/8"	Bright brass	100
FKWB534	3/4"	Bright brass	15000	FKWB658	5/8"	Bright brass	15000
FKWB558VP	5/8"	Bright brass	100	NO. 8, DRIVE #2			
FKWB558M1	5/8"	Bright brass	1000	PRODUCT	LENGTH	FINISH	QTY/BOX
FKWB558	5/8"	Bright brass	15000	FKWW81	1"	White	9000

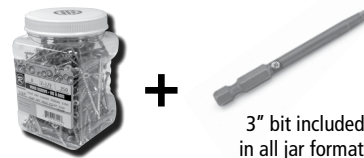

Pan Head Coarse Thread Regular Wood Point

DRIVE TYPE: QUADREX

NO. 6, DRIVE #1				NO. 8, DRIVE #2			
PRODUCT	LENGTH	FINISH	QTY/BOX	PRODUCT	LENGTH	FINISH	QTY/BOX
PQCP612PR	1/2"	Plain	1000	PQCP8916PRJ*	9/16"	Plain	600
				PQCP8916PR	9/16"	Plain	18000
NO. 10, DRIVE #2				PQCZ8916PR	9/16"	Zinc	12000
PRODUCT	LENGTH	FINISH	QTY/BOX	PQCP858PRJ*	5/8"	Plain	1000
PQCP1058PRJ*	5/8"	Plain	800	PQCP858PR	5/8"	Plain	15000
PQCP1058PR	5/8"	Plain	8000	PQCZ858	5/8"	Zinc	12000
				PQCP834PRJ*	3/4"	Plain	800
				PQCP834PR	3/4"	Plain	10000
				PQCP81PR	1"	Plain	10000

* J in the part number = jar

Other formats may be available at www.richelieu.com.



3" bit included
in all jar formats

1
ASSEMBLY
SCREWS

2
SCREWS
FOR HINGES,
DRAWER
SLIDES AND
HARDWARE

3
EURO
SCREWS

4
DRAWER
FRONT
ADJUSTERS

5
INSTALLATION
SCREWS

6
HANDLE
AND KNOB
SCREWS

7
POCKET-
HOLE
SCREWS

8
KREG
TOOLS

9
METAL
SCREWS

10
JOINT
FASTENERS

11
CONNECTORS

12
ASSEMBLY
FITTINGS

13
DOWELS
AND
BISCUITS

14
BRACKETS

15
COVER
CAPS

16
ANCHORS

17
CONCRETE
ACCESSORIES

18
DRIVE BITS

Screws for Hinges, Drawer Slides and Hardware

Pan Head Coarse Thread Regular Wood Point



+



3" bit included
in all jar formats

DRIVE TYPE: SQUARE

NO. 6, DRIVE #1						
PRODUCT	LENGTH	FINISH	QTY/BOX	PRODUCT	LENGTH	FINISH QTY/BOX
PKCP612PRM1	1/2"	Plain	1000	PKCZ658PRM1	5/8"	Zinc 1000
PKCP612PR	1/2"	Plain	15000	PKCZ658PR	5/8"	Zinc 15000
PKCZ612PRM1	1/2"	Zinc	1000			
PKCZ612PR	1/2"	Zinc	15000			

NO. 8, DRIVE #2						
PRODUCT	LENGTH	FINISH	QTY/BOX	PRODUCT	LENGTH	FINISH QTY/BOX
PKCZ812PRM1	1/2"	Zinc	1000	PKCP858PRM1	5/8"	Plain 1000
PKCZ812PR	1/2"	Zinc	15000	PKCP858PR	5/8"	Plain 12000
PKCP8916PRM1	9/16"	Plain	1000	PKCZ858PRJ*	5/8"	Zinc 1000
PKCP8916PR	9/16"	Plain	12000	PKCZ858PRM1	5/8"	Zinc 1000
PKCZ8916PRJ*	9/16"	Zinc	600	PKCZ858PR	5/8"	Zinc 12000
PKCZ8916PRM1	9/16"	Zinc	1000	PKCP81PRM1	1"	Plain 1000
PKCZ8916PR	9/16"	Zinc	12000	PKCZ81PRM1	1"	Zinc 1000
PKCW8916PRJ*	9/16"	White Head	600	PKCZ81PR	1"	Zinc 8000
PKCW8916PRM1	9/16"	White Head	1000			
PKCW8916PR	9/16"	White Head	12000			

* J in the part number = jar

Pan Head Coarse Thread Type 17 Point

DRIVE TYPE: QUADREX


NO. 8, DRIVE #2			
PRODUCT	LENGTH	FINISH	QTY/BOX
PQ17P834PRJ*	3/4"	Plain	800
PQ17P834PR	3/4"	Plain	10000

* J in the part number = jar

Pan Head Self-Tapping Thread Type A Point

DRIVE TYPE: QUADREX

NO. 8, DRIVE #2			
PRODUCT	LENGTH	FINISH	QTY/BOX
POAZ838	3/8"	Zinc	15000
POAZ812	1/2"	Zinc	10000
POAZ858	5/8"	Zinc	10000
POAZ834	3/4"	Zinc	10000



Other formats may be available at www.richelieu.com.

Screws for Hinges, Drawer Slides and Hardware

Pan Washer Head Coarse Thread Regular Wood Point

DRIVE TYPE: QUADREX

NO. 8, DRIVE #2			
PRODUCT	LENGTH	FINISH	QTY/BOX
PWQCZ858PRM1	5/8"	Zinc	1000
PWQCZ858PR	5/8"	Zinc	12000
PWQCZ834PRM1	3/4"	Zinc	1000
PWQCZ834PR	3/4"	Zinc	8000
PWKCZ812PRM1	1/2"	Zinc	1000
PWKCZ812PR	1/2"	Zinc	12000

Oval Head Regular Thread Regular Wood Point

DRIVE TYPE: SQUARE

NO. 5, DRIVE #1			
PRODUCT	LENGTH	FINISH	QTY/BOX
OKAB558VP	5/8"	Antique Brass	100
OKAB558	5/8"	Antique Brass	15000
OKAC558VP	5/8"	Antique Copper	100
OKAC558	5/8"	Antique Copper	15000
OKWW558VP	5/8"	White Head	100
OKWW558	5/8"	White Head	15000

Truss Head Self-Tapping Thread Type A Point

DRIVE TYPE: SQUARE

NO. 8, DRIVE #2			
PRODUCT	LENGTH	FINISH	QTY/BOX
TKAW858VP	5/8"	White Head	100
TKAW858M1	5/8"	White Head	1000
TKAW858	5/8"	White Head	10000
TKAW81VP	1"	White Head	100
TKAW81	1"	White Head	8000

Decorative Screw with Cap





- Slotted flat head
- Finish: Zinc

DECORATIVE SCREWS		
PRODUCT	LENGTH	QTY/BOX
CP1621220	20 mm	100
CP1621225	25 mm	100
CP1621230	30 mm	100
CP1621235	35 mm	100
CP1621240	40 mm	100
1621220	20 mm	500
1621225	25 mm	500
1621230	30 mm	500
1621235	35 mm	500
1621240	40 mm	500

- Metal cover caps only

METAL COVER CAPS FOR DECORATIVE SCREWS			
PRODUCT	FINISH	Ø	QTY/BOX
CP62130	Brass	15 mm	100
CP62180	Nickel	15 mm	100
62130	Brass	15 mm	500
62180	Nickel	15 mm	500

Other formats may be available at www.richelieu.com.



Screws + Covercap

1
ASSEMBLY
SCREWS

2
SCREWS
FOR HINGES,
DRAWER
SLIDES AND
HARDWARE

3
EURO
SCREWS

4
DRAWER
FRONT
ADJUSTERS

5
INSTALLATION
SCREWS

6
HANDLE
AND KNOB
SCREWS

7
POCKET-
HOLE
SCREWS

8
KREG
TOOLS

9
METAL
SCREWS

10
JOINT
FASTENERS

11
CONNECTORS

12
ASSEMBLY
FITTINGS

13
DOWELS
AND
BISCUITS

14
BRACKETS

15
COVER
CAPS

16
ANCHORS

17
CONCRETE
ACCESSORIES

18
DRIVE BITS

Euro Screws

Flat Head Euro Thread Blunt Point

DRIVE TYPE: POZI

POZI #2						
PRODUCT	LENGTH	FINISH	SCREW SIZE	Ø DRILL	HEAD Ø	QTY/BOX
6601002GM1	10 mm	Zinc	6.3 mm	5 mm	7 mm	1000
6601152GM1	12 mm	Zinc	6.3 mm	5 mm	7 mm	1000
6601302GM1	13 mm	Zinc	6.3 mm	5 mm	7 mm	1000
6612502GM1	25 mm	Zinc	6.3 mm	5 mm	7 mm	1000
6611002GM1	10 mm	Zinc	6.3 mm	5 mm	8 mm	1000
6611152GM1	11.5 mm	Zinc	6.3 mm	5 mm	8 mm	1000
6611302GM1	13 mm	Zinc	6.3 mm	5 mm	8 mm	1000
66114502G	14 mm	Zinc	6.3 mm	5 mm	8 mm	1000

DRIVE TYPE: QUADREX

QUADREX #2						
PRODUCT	LENGTH	FINISH	SCREW SIZE	Ø DRILL	HEAD Ø	QTY/BOX
FQ2ESZM613M1	13 mm	Zinc	7 mm	5 mm	7 mm	1000
FQ2ESZM613	13 mm	Zinc	7 mm	5 mm	7 mm	12000
FQ2ESZM613M1	10 mm	Zinc	6 mm	5 mm	8 mm	1000
FQESZM610	10 mm	Zinc	6 mm	5 mm	8 mm	8000
FQESZM613M1	13 mm	Zinc	7 mm	5 mm	8 mm	1000
FQESZM613	13 mm	Zinc	7 mm	5 mm	8 mm	12000

Pan Head Euro Thread Blunt Point

DRIVE TYPE: POZI

POZI #2						
PRODUCT	LENGTH	FINISH	SCREW SIZE	Ø DRILL	HEAD Ø	QTY/BOX
668130180M1	13 mm	Nickel	6.3 mm	5 mm	9 mm	1000


Flat Head Euro Thread Blunt Point (for Plastic Dowel)

DRIVE TYPE: POZI

POZI #2						
PRODUCT	LENGTH	FINISH	SCREW SIZE	HEAD Ø	QTY/BOX	
60812002G	12 mm	Nickel	6.3 mm	7 mm	5000	

Plastic Dowel

PRODUCT	LENGTH	FINISH	Ø DRILL	QTY/BOX
CP80213212	10 mm	Natural	8 mm	100
80213212	10 mm	Natural	8 mm	10000
80353212	11 mm	Natural	10 mm	100



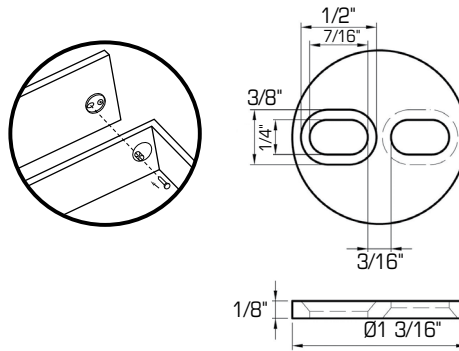
Other formats may be available at www.richelieu.com.

Drawer Front Adjusters

Drawer Front Adjuster

Sold by unit

PRODUCT	FINISH	DIMENSION	QTY/BOX
3019302G	Zinc	1-3/16"	1200

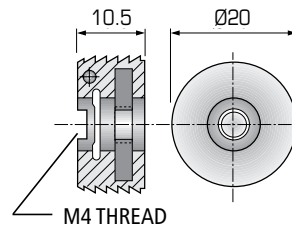


Drawer Front Adjuster

- Nylon housing with pre-mounted M4 steel nut
- Adjusts height and side-to-side by 5 (3/16")
- For 4-sided drawers

Sold by unit

PRODUCT	QTY/BOX
29510012	1000

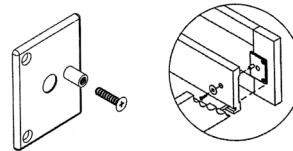


Drawer Front Adjuster

- This drawer front adjuster is ideal for dovetail drawers on a "shaker style front"
- To install it you need to groove your drawer box front and bore a 10 mm hole for adjustment
- Machine screws and M4 screws are not included

PRODUCT	DIMENSION	QTY/BOX
63072G	1-3/4" x 2-1/4"	20

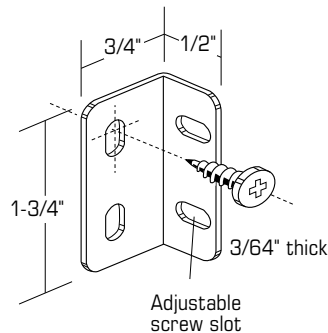
Suggested screws:
LTCMZM420VP and LTCMZM415VP



Metal Mounting Bracket

- Quick and easy mounting of shaker style drawer fronts
- Made of metal and available in 3 colors: aluminum, white and tan
- Kolby Korner's are also available with Fastcaps to cover the screws

PRODUCT	FINISH	DIMENSION	QTY/BOX
918973	Aluminum	3/4 x 1/2 x 1-3/4"	50
916858	White	3/4 x 1/2 x 1-3/4"	50
916971	White	3/4 x 1/2 x 1-3/4"	500
916868	Tan	3/4 x 1/2 x 1-3/4"	50
916972	Tan	3/4 x 1/2 x 1-3/4"	500



Other formats may be available at www.richelieu.com.

Drawer Front Adjusters

PowerHead™ Coarse Thread Point Type 17 Wood Screw

- For metal mounting bracket


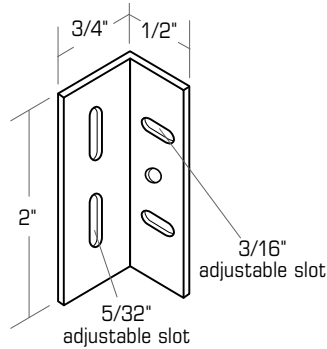
DRIVE TYPE: PHILLIPS

NO. 10, DRIVE #2				
PRODUCT	LENGTH	FINISH	HEAD SIZE	QTY/BOX
918010	5/8"	Zinc	3/8"	100

Plastic Mounting Bracket

- Quick and easy mounting of shaker style drawer fronts
- Kolbe Korners are also available with Fastcaps to cover the screws

PRODUCT	FINISH	DIMENSIONS	QTY/BOX
916855	White	3/4" x 1/2" x 2"	50
916861	White	3/4" x 1/2" x 2"	500
916860	Clear Maple	3/4" x 1/2" x 2"	50
916864	Clear Maple	3/4" x 1/2" x 2"	500
916857	Light Maple	3/4" x 1/2" x 2"	50
916863	Light Maple	3/4" x 1/2" x 2"	500
916856	Black	3/4" x 1/2" x 2"	50
916862	Black	3/4" x 1/2" x 2"	500



Wood Screw for Plastic Mounting Bracket

DRIVE TYPE: PHILLIPS

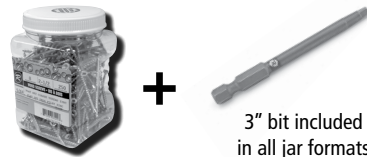
NO. 6, DRIVE #2			
PRODUCT	LENGTH	FINISH	QTY/BOX
918975	1/2"	Zinc	250



Other formats may be available at www.richelieu.com.

Installation Screws

Pan Washer Head Coarse Thread Regular Wood Point



3" bit included
in all jar formats

DRIVE TYPE: QUADREX

NO. 8, DRIVE #2				NO. 8, DRIVE #2			
PRODUCT	LENGTH	FINISH	QTY/BOX	PRODUCT	LENGTH	FINISH	QTY/BOX
PWQCZ81PR	1"	Zinc	8000	PWQCZ8134PRJ*	1-3/4"	Zinc	350
PWQCZ8118PRM1	1-1/8"	Zinc	1000	PWQCZ8134PRM1	1-3/4"	Zinc	1000
PWQCZ8118PR	1-1/8"	Zinc	6000	PWQCZ8134PR	1-3/4"	Zinc	4000
PWQCZ8114PR	1-1/4"	Zinc	6000	PWQCZ82PR	2"	Zinc	3000
PWQCZ8112PR	1-1/2"	Zinc	5000	PWQCZ8212PRM1	2-1/2"	Zinc	1000
				PWQCZ8212PR	2-1/2"	Zinc	2000
				PWQCZ83PR	3"	Zinc	1500

* J in the part number = jar

Pan Washer Head Coarse Thread Regular Wood Point

DRIVE TYPE: SQUARE

NO. 6, DRIVE #1			
PRODUCT	LENGTH	FINISH	QTY/BOX
PWKCZ6118PRM1	1-1/8"	Zinc	1000
PWKCZ6118PR	1-1/8"	Zinc	7500

NO. 8, DRIVE #2				NO. 8, DRIVE #2			
PRODUCT	LENGTH	FINISH	QTY/BOX	PRODUCT	LENGTH	FINISH	QTY/BOX
PWKCZ81PRJ*	1"	Zinc	700	PWKCZ8112PRJ*	1-1/2"	Zinc	450
PWKCZ81PRM1	1"	Zinc	1000	PWKCZ8112PRM1	1-1/2"	Zinc	1000
PWKCZ81PR	1"	Zinc	8000	PWKCZ8112PR	1-1/2"	Zinc	5000
PWKCZ8118PRJ*	1-1/8"	Zinc	600	PWKCZ82PRJ*	2"	Zinc	300
PWKCZ8118PRM1	1-1/8"	Zinc	1000	PWKCZ82PRM1	2"	Zinc	1000
PWKCZ8118PR	1-1/8"	Zinc	6000	PWKCZ82PR	2"	Zinc	3000
PWKCZ8114PRM1	1-1/4"	Zinc	1000	PWKCZ8212PRJ*	2-1/2"	Zinc	350
PWKCZ8114PR	1-1/4"	Zinc	6000	PWKCZ8212PRM1	2-1/2"	Zinc	1000
				PWKCZ8212PR	2-1/2"	Zinc	2000
				PWKCZ83PR	3"	Zinc	1500




* J in the part number = jar

Pan Head Coarse Thread Regular Wood Point

DRIVE TYPE: QUADREX

NO. 8, DRIVE #2			
PRODUCT	LENGTH	FINISH	QTY/BOX
PQCP81PR	1"	Plain	10000
PQCP8114PR	1-1/4"	Plain	7500
PQCP8112PR	1-1/2"	Plain	6500
PQCZ8112	1-1/2"	Zinc	6000
PQCZ83PR	3"	Zinc	2000

Other formats may be available at www.richelieu.com.



- 1 ASSEMBLY SCREWS
- 2 SCREWS FOR HINGES, DRAWER SLIDES AND HARDWARE
- 3 EURO SCREWS
- 4 DRAWER FRONT ADJUSTERS
- 5 INSTALLATION SCREWS
- 6 HANDLE AND KNOB SCREWS
- 7 POCKET-HOLE SCREWS
- 8 KREG TOOLS
- 9 METAL SCREWS
- 10 JOINT FASTENERS
- 11 CONNECTORS
- 12 ASSEMBLY FITTINGS
- 13 DOWELS AND BISCUITS
- 14 BRACKETS
- 15 COVER CAPS
- 16 ANCHORS
- 17 CONCRETE ACCESSORIES
- 18 DRIVE BITS

Installation Screws

Pan Washer Head Coarse Thread Type 17 Point

DRIVE TYPE: SQUARE

NO. 8, DRIVE #2			
PRODUCT	LENGTH	FINISH	QTY/BOX
PWKC17Z8212PR	2-1/2"	Zinc	2000
PWKC17W8212PR	2-1/2"	White Head	2000

Pan Washer Head Regular Thread Type 17 Point

DRIVE TYPE: SQUARE

NO. 8, DRIVE #2			
PRODUCT	LENGTH	FINISH	QTY/BOX
PWK17Z82PR	2"	Zinc	3000
PWK17Z8212PR	2-1/2"	Zinc	2000
PWK17Z83PR	3"	Zinc	1500

Flat Head with Nibs Double Coarse Thread Regular Wood Point

Our adjustable no-shim screws for doors and windows are double threaded – this allows for quick and easy adjustment and ensures secure installation! The first thread fits on the door frame and the second one holds solidly into the drywall.

- Adjustable no-shim screw for doors and windows

DRIVE TYPE: SQUARE

NO. 8, DRIVE #2			
PRODUCT	LENGTH	FINISH	QTY/BOX
SLFKCNZ143C1	3"	Zinc	100

PowerHead™ Head Coarse Thread Type 17 point

- Head Size: 9/16"

DRIVE TYPE: TORX



NO. 10, DRIVE #T20							
PRODUCT	LENGTH	FINISH	QTY/BOX	PRODUCT	LENGTH	FINISH	QTY/BOX
916251	1-1/8"	Zinc	2000	916822	2-1/2"	Zinc	1500
916820	1-1/4"	Zinc	2000	916823	3"	Zinc	1500
919038	1-1/2"	Zinc	2000	916351	3-1/2"	Zinc	1000
918979	2"	Zinc	2000	919005	5"	Zinc	1000

See available Cover Caps in Section 15

Flat Head with Nibs Coarse Thread Regular Wood Point

DRIVE TYPE: SQUARE

NO. 10, DRIVE #2				
PRODUCT	LENGTH	FINISH	HEAD SIZE	QTY/BOX
916816	2-1/2"	Anodized Black	9/16"	1500
916818	3"	Anodized Black	9/16"	1500



Other formats may be available at www.richelieu.com.

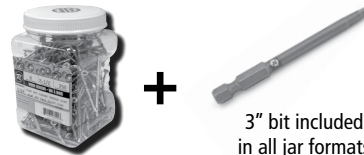
Handle and Knob Screws

Metric Machine Screw Large Truss Head M4 Type B Point

DRIVE TYPE: COMBINED SQUARE SLOT #1

PRODUCT	LENGTH	FINISH	QTY/BOX
LTCMZM415VP	15 mm	Zinc	100
LTCMZM415	15 mm	Zinc	6000
LTCMZM420VP	20 mm	Zinc	100
LTCMZM420	20 mm	Zinc	5000
LTCMZM425VP	25 mm	Zinc	100
LTCMZM425	25 mm	Zinc	5000
LTCMZM430VP	30 mm	Zinc	100
LTCMZM430	30 mm	Zinc	5000
LTCMZM435VP	35 mm	Zinc	100
LTCMZM435	35 mm	Zinc	4000

Imperial Machine Screw Large Truss Head 8-32 Type B Point



DRIVE TYPE: COMBINED QUADREX SLOT

NO. 8, DRIVE #2							
PRODUCT	LENGTH	FINISH	QTY/BOX	PRODUCT	LENGTH	FINISH	QTY/BOX
LTCMZ83214VP	1/4"	Zinc	100	2894	1-1/4"	Zinc	100
LTCMZ83214	1/4"	Zinc	11000	LTCMZ832114J*	1-1/4"	Zinc	500
LTCMZ83238VP	3/8"	Zinc	100	LTCMZ832114M1	1-1/4"	Zinc	1000
LTCMZ83238J*	3/8"	Zinc	800	LTCMZ832114	1-1/4"	Zinc	5000
LTCMZ83238M1	3/8"	Zinc	1000	LTCMZ8321516VP	1-5/16"	Zinc	100
2886	1/2"	Zinc	100	LTCMZ8321516M1	1-5/16"	Zinc	1000
LTCMZ83212J*	1/2"	Zinc	450	LTCMZ8321516	1-5/16"	Zinc	7000
LTCMZ83212M1	1/2"	Zinc	1000	2895	1-3/8"	Zinc	100
LTCMZ83212	1/2"	Zinc	5000	LTCMZ832138M1	1-3/8"	Zinc	1000
2888	3/4"	Zinc	100	LTCMZ832138	1-3/8"	Zinc	4000
LTCMZ83234J*	3/4"	Zinc	600	2896	1-1/2"	Zinc	100
LTCMZ83234M1	3/4"	Zinc	1000	LTCMZ832112M1	1-1/2"	Zinc	1000
LTCMZ83234	3/4"	Zinc	5000	LTCMZ832112	1-1/2"	Zinc	4000
2889	7/8"	Zinc	100	2897	1-5/8"	Zinc	100
LTCMZ83278J*	7/8"	Zinc	500	LTCMZ832158	1-5/8"	Zinc	3000
LTCMZ83278	7/8"	Zinc	6000	2898	1-3/4"	Zinc	100
1482	1"	Zinc	100	LTCMZ832134M1	1-3/4"	Zinc	1000
LTCMZ8321J*	1"	Zinc	500	LTCMZ832134	1-3/4"	Zinc	3000
LTCMZ8321M1	1"	Zinc	1000	2900	2"	Zinc	100
LTCMZ8321	1"	Zinc	5500	LTCMZ8322M1	2"	Zinc	1000
2891	1-1/8"	Zinc	100	LTCMZ8322	2"	Zinc	2500
LTCMZ832118J*	1-1/8"	Zinc	450				
LTCMZ832118	1-1/8"	Zinc	5000				

* J in the part number = jar

Other formats may be available at www.richelieu.com.

1
ASSEMBLY
SCREWS

2
SCREWS
FOR HINGES,
DRAWER
SLIDES AND
HARDWARE

3
EURO
SCREWS

4
DRAWER
FRONT
ADJUSTERS

5
INSTALLATION
SCREWS

6
HANDLE
AND KNOB
SCREWS

7
POCKET-
HOLE
SCREWS

8
KREG
TOOLS

9
METAL
SCREWS

10
JOINT
FASTENERS

11
CONNECTORS

12
ASSEMBLY
FITTINGS

13
DOWELS
AND
BISCUITS

14
BRACKETS

15
COVER
CAPS

16
ANCHORS

17
CONCRETE
ACCESSORIES

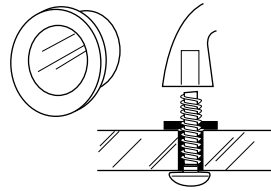
18
DRIVE BITS

Handle and Knob Screws

Plastic Insert

Prevents glass from breaking when installing handles

- Installs between the glass door hole and its handle screw
- Drill bit required: 6 mm, total length 4 mm



CLEAR PLASTIC


PRODUCT	QTY/BOX
CP583511	100
583511	5000

Metric Machine Screw Pan Head M4 (0.7) Type B Point

DRIVE TYPE: POZI

NO. M4, POZI #2

PRODUCT	LENGTH	FINISH	QTY/BOX	PRODUCT	LENGTH	FINISH	QTY/BOX
2881	12 mm	Zinc	100	2883	25 mm	Zinc	100
2879	16 mm	Zinc	100	2884	30 mm	Zinc	100
2882	20 mm	Zinc	100	1527	35 mm	Zinc	100
2822	22 mm	Zinc	100	2885	40 mm	Zinc	100



DRIVE TYPE: PHILLIPS

NO. M4, PHILLIPS #2


PRODUCT	LENGTH	FINISH	QTY/BOX	PRODUCT	LENGTH	FINISH	QTY/BOX
PPMZM410VP	10 mm	Zinc	100	PPMZM425VP	25 mm	Zinc	100
PPMZM410	10 mm	Zinc	1000	PPMZM425	25 mm	Zinc	1000
PPMZM412VP	12 mm	Zinc	100	PPMZM430VP	30 mm	Zinc	100
PPMZM412	12 mm	Zinc	1000	PPMZM430	30 mm	Zinc	1000
PPMZM416VP	16 mm	Zinc	100	PPMZM435VP	35 mm	Zinc	100
PPMZM416	16 mm	Zinc	1000	PPMZM435	35 mm	Zinc	1000
PPMZM420VP	20 mm	Zinc	100	PPMZM440VP	40 mm	Zinc	100
PPMZM420	20 mm	Zinc	1000	PPMZM440	40 mm	Zinc	1000
PPMZM422	22 mm	Zinc	6000	PPMZM450VP	50 mm	Zinc	100
				PPMZM450	50 mm	Zinc	1000



DRIVE TYPE: SQUARE

NO. M4, #2 SQUARE

PRODUCT	LENGTH	FINISH	QTY/BOX
PKMZM432	32 mm	Zinc	5 000



Other formats may be available at www.richelieu.com.

Handle and Knob Screws

Metric Break-Away Machine Screw Pan Head M4 (0.7) Thread Type B Point

DRIVE TYPE: POZI

NO. M4, POZI #2


PRODUCT	LENGTH	FINISH	QTY/BOX
2800	2"	Zinc	100
PPMZM42J*	2"	Zinc	300
PPMZM42	2"	Zinc	300

* J in the part number = jar

Respects the Industrial Fasteners Institute's ASME B18.6.3 standards.



3" bit included
in all jar formats




Imperial Break-Away Machine Screw Large Truss Head 8-32 Type B Point

DRIVE TYPE: COMBINED SQUARE SLOT

NO. 8, DRIVE #2

PRODUCT	LENGTH	FINISH	QTY/BOX
LTCBAZ8322VP	2"	Zinc	100
2900	2"	Zinc	200
LTCBAZ8322	2"	Zinc	2500
LTCBAB8322VP	2"	Antique English	100
LTCBAORB8322VP	2"	Oil Rubbed Bronze	100
LTCBAN8322VP	2"	Nickel	100
LTCBABB8322VP	2"	Polished Brass	100

Respects the Industrial Fasteners Institute's ASME B18.6.3 standards.



Other formats may be available at www.richelieu.com.

1
ASSEMBLY
SCREWS

2
SCREWS
FOR HINGES,
DRAWER
SLIDES AND
HARDWARE

3
EURO
SCREWS

4
DRAWER
FRONT
ADJUSTERS

5
INSTALLATION
SCREWS

6
HANDLE
AND KNOB
SCREWS

7
POCKET-
HOLE
SCREWS

8
KREG
TOOLS

9
METAL
SCREWS

10
JOINT
FASTENERS

11
CONNECTORS

12
ASSEMBLY
FITTINGS

13
DOWELS
AND
BISCUITS

14
BRACKETS

15
COVER
CAPS

16
ANCHORS

17
CONCRETE
ACCESSORIES

18
DRIVE BITS

Pocket-Hole Screws

Fillister Head with Nibs Hi-Low Thread Type 17 Point

DRIVE TYPE: QUADREX

NO. 7, DRIVE #2

PRODUCT	LENGTH	FINISH	QTY/BOX
CQSHLP7114PRM1	1-1/4"	Plain	1000
CQSHLP7114PR	1-1/4"	Plain	6000
CQSHLP7112PRM1	1-1/2"	Plain	1000
CQSHLP7112PR	1-1/2"	Plain	5000

Fillister Head Coarse Thread Type 17 Point

DRIVE TYPE: QUADREX

NO. 7, DRIVE #2

PRODUCT	LENGTH	FINISH	QTY/BOX
FFQC17Z71KGC5	1"	Zinc	500
FFQC17Z71KG	1"	Zinc	5000

Fillister Head Regular Thread Type 17 Point

DRIVE TYPE: QUADREX

NO. 6, DRIVE #2


PRODUCT	LENGTH	FINISH	QTY/BOX
FFQW17Z634KGC5	3/4"	Zinc	500
FFQW17Z634KG	3/4"	Zinc	5000
FFQW17Z61KGC5	1"	Zinc	500
FFQW17Z61KG	1"	Zinc	5000
FFQW17Z6114KGC5	1-1/4"	Zinc	500
FFQW17Z6114KG	1-1/4"	Zinc	5000
FFQW17Z6112KGC5	1-1/2"	Zinc	500
FFQW17Z6112KG	1-1/2"	Zinc	5000

Pan Washer Head Regular Thread Type 17 Point

DRIVE TYPE: SQUARE

NO. 7, DRIVE #2

PRODUCT	LENGTH	FINISH	QTY/BOX
PWK17P7114PR	1-1/4"	Plain	6000



Other formats may be available at www.richelieu.com.

Pocket-Hole Screws

Pan Washer Head Coarse Thread Type 17 Point

DRIVE TYPE: SQUARE

NO. 8, DRIVE #2			
PRODUCT	LENGTH	FINISH	QTY/BOX
PWKC17KP8112M1	1-1/2"	Plain	1000
PWKC17KP8112PR	1-1/2"	Plain	5000

Pan Washer Head Coarse Thread Type 17 Point

DRIVE TYPE: QUADREX


NO. 8, DRIVE #2			
PRODUCT	LENGTH	FINISH	QTY/BOX
PWQC17S81KGC1	1"	Stainless Steel	100
PWQC17S81KGM1	1"	Stainless Steel	1000
PWQC17S81	1"	Stainless Steel	8000
PWQC17Z81KGM1	1"	Zinc	1000
PWQC17Z81KG	1"	Zinc	5000
PWQC17S8114KGM1	1-1/4"	Stainless Steel	1000
PWQC17S8114	1-1/4"	Stainless Steel	6000
PWQC17Z8114KGM1	1-1/4"	Zinc	1000
PWQC17Z8114KG	1-1/4"	Zinc	5000
PWQC17Z8112KGM1	1-1/2"	Zinc	1000
PWQC17Z8112KG	1-1/2"	Zinc	5000
PWQC17Z82KG	2"	Zinc	3000
PWQC17Z8212KG	2"	Zinc	2000

Pan Washer Head Regular Thread Type 17 Point

DRIVE TYPE: QUADREX

NO. 7, DRIVE #2			
PRODUCT	LENGTH	FINISH	QTY/BOX
PWQW17Z7114KGM1	1-1/4"	Zinc	1000
PWQW17Z7114KG	1-1/4"	Zinc	5000
PWQW17Z7112KGM1	1-1/2"	Zinc	1000
PWQW17Z7112KG	1-1/2"	Zinc	5000

Other formats may be available at www.richelieu.com.



- 1**
ASSEMBLY SCREWS
- 2**
SCREWS FOR HINGES, DRAWER SLIDES AND HARDWARE
- 3**
EURO SCREWS
- 4**
DRAWER FRONT ADJUSTERS
- 5**
INSTALLATION SCREWS
- 6**
HANDLE AND KNOB SCREWS
- 7**
POCKET-HOLE SCREWS
- 8**
KREG TOOLS
- 9**
METAL SCREWS
- 10**
JOINT FASTENERS
- 11**
CONNECTORS
- 12**
ASSEMBLY FITTINGS
- 13**
DOWELS AND BISCUITS
- 14**
BRACKETS
- 15**
COVER CAPS
- 16**
ANCHORS
- 17**
CONCRETE ACCESSORIES
- 18**
DRIVE BITS

K5 Pocket-Hole Jig

The Kreg Jig® K5 incorporates the best features of every Kreg Jig® that came before with upgrades you've never seen. This starts with an all-new clamping mechanism that you can adjust without tools or adjusting nuts to match your workpiece thickness. Just slide the clamp into place, "click" the large front-mounted clamp handle, and your jig is set to hold your workpiece tight every time. Plus, you'll find large support wings, with integrated storage compartments, to hold your workpiece steady. Add in a batch of other great features, like a standard swiveling dust-collection port, spring-loaded stop for the drill guide block, and, of course, the ability to remove the guide block for portable use, and you have, quite simply, the most advanced Kreg Jig® yet.

Specification(s):

- Front-mounted clamp handle makes clamping easy
- Ratcheting clamp mechanism adjusts without tools
- Quick-release pin holds drill bit in place and can't get lost
- Storage wings provide built-in storage for bits, screws, accessories
- Stop-collar setting block makes drill bit setup easy
- Swiveling dust-collection port accepts standard -1-1/4" vacuum hose
- Adjustable workpiece stop mounts on either side for easy repeat drilling
- Comes fully assembled, ready to set up and use

Products included in kit:

- 1 Kreg Jig® K5 Base with ratcheting front-side clamp
- 2 Extension wings
- 1 Swiveling dust collection port
- 1 Drill guide block
- 1 Spacer block
- 1 Workpiece stop
- 1 Drill bit setup block
- 1 Hex-shank stepped drill bit
- 1 6" driver bit
- 1 Stop collar
- 1 Allen wrench
- 1 User guide
- 1 Starter screw and plug pack
- Online SkillBuilder videos and downloadable project plans

PRODUCT	QTY/BOX
9132057	1

K4MS Master System Pocket-Hole Jig

Model K4MS: The ultimate kit for KREG joinery. The Kreg Jig Master System is the ultimate pocket-hole jig on the market and a great choice for any woodworking enthusiast. With its front-side clamping capabilities, dust-collection attachment, material support stop, removable 3-hole drill guide, and seemingly endless adjustability, this jig truly has it all! Removable drill guide for use with benchtop and portable bases. Benchtop base with front clamping design. 1/8" incremental settings for material from 1/2" to 1-1/2" thick. Three fixed spacings on the drill guide. Dust collection shroud that lets you say goodbye to wood chips. Material support stop for consistently placed holes.


Specification(s):

- Body material: Glass-filled nylon
- Number of drill guides: 3
- Drill guide spacings: 9/16", 7/8", and 1-7/16"
- Clamping method: Toggle clamp for benchtop base, face clamp for portable base
- Screw centering ability: 1/2", 5/8", 3/4", 7/8", 1", 1-1/8", 1-1/4", 1-3/8", 1-1/2"

Products included in kit:

- Everything you need to get started with pocket-screw joinery
- 1 Kreg Jig Master System
- 1 Face clamp
- 1 Portable base
- 1 Drill guide spacer
- 1 Material support stop
- 1 Dust collection attachment
- 1 3/8" stepped drill bit
- 1 6" square driver
- 1 3" square driver
- 1 Starter screw set
- 1 Starter plug set
- 1 Detailed instruction manual
- All inside a durable carrying case

PRODUCT	QTY/BOX
9132001	1



Mini Jig Kit

The Perfect Tool for Repairs! The single drill guide Mini Kreg Jig is Kreg's most positionable pocket hole tool. The jig is designed without an alignment fence, which allows it to be clamped to the edge of the workpiece at virtually any angle or orientation. Great in situations where a project is already assembled and in need of an extra pocket hole and in repair applications, such as tightening a chair or table leg. Compact, single-drill guide design allows pocket holes to be placed in the tightest areas. Fenceless design allows unlimited material thickness and width positioning. Hardened steel drill guide with lifetime warranty holds up in the most demanding applications. Glass-reinforced nylon jig body stands up to tough, high-impact abuse. Plug setting feature in bottom of tool helps to fully seat pocket hole plugs into place, saving wear and tear on your hands.

Specification(s):

- Body Material: glass-filled nylon
- Number of drill guides: 1
- Drill-guide spacings: N/A
- Clamping method: works with a variety of common clamps or any Kreg face clamp
- Screw centering ability: 1/2 and up

Products included in kit:

- Mini Kreg Jig
- Stepped drill bit
- Depth collar
- Allen wrench

PRODUCT	QTY/BOX
9132004	1

K4 Pocket Hole DIY Kit

The Kreg Jig is the perfect choice for DIYers and anyone new to pocket-screw joinery. Whether you're building your first set of garage storage shelves or making simple repairs around the house, the Kreg Jig can help you finish the job in less time and with far less effort than you ever thought possible. Its simple design gives you the confidence to start the project and with joints as easy as "Drill. Drive. Done!", you'll actually want to finish it. Removable drill guide for benchtop and mobile use. Doubles as a repair tool. 1/8" incremental settings for materials from 1/2" to 1-1/2" thick. Three fixed spacings on the drill guide. Includes everything you need to start building.

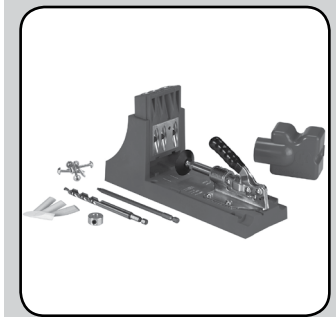

Specification(s):

- Body material: glass-filled nylon
- Number of drill guides: 3
- Drill guide spacings: 9/16", 7/8", and 1-7/16"
- Clamping method: toggle clamp for benchtop applications. Works with a variety of common clamps for repair applications
- Screw centering ability: 1/2", 5/8", 3/4", 7/8", 1", 1-1/8", 1-1/4", 1-3/8", 1-1/2"

Products included in kit:

- Includes everything you need to get started with Pocket-Screw Joinery
- 1 Kreg Jig
- 1 3/8" (9.5 mm) Stepped Drill Bit
- 1 6" (15 mm) Square Driver
- 1 Starter Screw Set
- 1 Starter Plug Set
- detailed manual

PRODUCT	QTY/BOX
9132002	1



- 1** ASSEMBLY SCREWS
- 2** SCREWS FOR HINGES, DRAWER SLIDES AND HARDWARE
- 3** EURO SCREWS
- 4** DRAWER FRONT ADJUSTERS
- 5** INSTALLATION SCREWS
- 6** HANDLE AND KNOB SCREWS
- 7** POCKET-HOLE SCREWS
- 8** KREG TOOLS
- 9** METAL SCREWS
- 10** JOINT FASTENERS
- 11** CONNECTORS
- 12** ASSEMBLY FITTINGS
- 13** DOWELS AND BISCUITS
- 14** BRACKETS
- 15** COVER CAPS
- 16** ANCHORS
- 17** CONCRETE ACCESSORIES
- 18** DRIVE BITS

Other formats may be available at www.richelieu.com.

DB 210 Foreman Electric Pocket Hole Machine

The all-new Foreman Pocket-Hole Machine is packed with features that will have you building with twice the speed and half the effort of a standard pocket-hole jig. Extremely easy to set up and use. Precise pocket depth and repeatable accuracy. Creates all three types of Kreg joints. Portable and durable with ample workspace. Built-in storage and dust collection.

Specifications:

- One pull of the handle starts the motor, clamps your workpiece, and drills perfect pocket holes
- Powerful 110-volt motor
- Works with materials from 1/2" to 1-1/2" thick
- Adjustable fence to position workpiece for precise pocket depth
- Two spring-loaded stops for repeatable accuracy
- Clear markings in the table that make it easy to position the fence
- Compatible with the Kreg Micro-Pocket Bit™ and Kreg Heavy-Duty Bit
- Lightweight (20 lb) yet durable construction
- Large table with ample workspace
- Built-in storage tray and dust collection attachment
- Drill Bits: Comes with standard Kreg 3/8" stepped drill bit (also accepts Kreg Micro-Pocket™ and HD (heavy-duty) drill bits)
- Material: Polyurethane Base; Cast-Aluminum Tabletop



Dimensions:

- Entire Unit: 15" H x 19" L x 29.5" D
- Tabletop: 14" x 23-1/2"

Included Products:

- 1 Kreg Foreman Pocket-Hole Machine
- 1 Adjustable fence with spring-loaded stops
- 1 Dust-collection attachment
- 1 Kreg stepped drill bit and drill guide
- 1 Drill bit setting block
- 1 Owner's manual

PRODUCT	QTY/BOX
9132059	1




Metal Screws

Pan Head Self-Tapping Thread Type A Point



3" bit included
in all jar formats



DRIVE TYPE: SQUARE

NO. 6, DRIVE #1							
PRODUCT	LENGTH	FINISH	QTY/BOX	PRODUCT	LENGTH	FINISH	QTY/BOX
PKAZ638VP	3/8"	Zinc	100	PKAZ61VP	1"	Zinc	100
PKAZ638J*	3/8"	Zinc	900	PKAZ61M1	1"	Zinc	1000
PKAZ638	3/8"	Zinc	15000	PKAZ61	1"	Zinc	10000
PKAZ658VP	5/8"	Zinc	100	PKAW61VP	1"	White Head	100
PKAZ658J*	5/8"	Zinc	800	PKAW61	1"	White Head	12000
PKAZ658	5/8"	Zinc	15000	PKAZ6114VP	1-1/4"	Zinc	100
PKAZ658	5/8"	White Head	100	PKAZ6114	1-1/4"	Zinc	7500
PKAW658J*	5/8"	White Head	700	PKAW6114VP	1-1/4"	White Head	100
PKAW658	5/8"	White Head	1000	PKAW6114	1-1/4"	White Head	7500
PKAW658	5/8"	White Head	15000	PKAZ6112VP	1-1/2"	Zinc	100
PKAZ634VP	3/4"	Zinc	100	PKAZ6112	1-1/2"	Zinc	6000
PKAZ634	3/4"	Zinc	15000	PKAW6112VP	1-1/2"	White Head	100
PKAW634VP	3/4"	White Head	100	PKAW6112	1-1/2"	White Head	7000
PKAW634	3/4"	White Head	15000				

* J in the part number = jar

NO. 8, DRIVE #2							
PRODUCT	LENGTH	FINISH	QTY/BOX	PRODUCT	LENGTH	FINISH	QTY/BOX
PKAZ812VP	1/2"	Zinc	100	PKAZ8114VP	1-1/4"	Zinc	100
PKAZ812J*	1/2"	Zinc	1000	PKAZ8114J*	1-1/4"	Zinc	500
PKAZ812	1/2"	Zinc	12000	PKAZ8114	1-1/4"	Zinc	6000
PKAW812VP	1/2"	White Head	100	PKAW8114VP	1-1/4"	White Head	100
PKAW812	1/2"	White Head	11000	PKAW8114J*	1-1/4"	White Head	500
PKAZ858VP	5/8"	Zinc	100	PKAW8114	1-1/4"	White Head	6000
PKAZ858J*	5/8"	Zinc	1000	PKAZ8112VP	1-1/2"	Zinc	100
PKAZ858	5/8"	Zinc	12000	PKAZ8112J*	1-1/2"	Zinc	500
PKAW858VP	5/8"	White Head	100	PKAZ8112	1-1/2"	Zinc	5000
PKAW858J*	5/8"	White Head	500	PKAZ82VP	2"	Zinc	100
PKAW858	5/8"	White Head	8000	PKAZ82	2"	Zinc	3000
PKAZ834VP	3/4"	Zinc	100	PKAW82VP	2"	White Head	100
PKAZ834J*	3/4"	Zinc	1000	PKAW82	2"	White Head	3000
PKAZ834	3/4"	Zinc	10000	PKAZ8212VP	2-1/2"	Zinc	100
PKAW834VP	3/4"	White Head	100	PKAZ8212	2-1/2"	Zinc	2500
PKAW834J*	3/4"	White Head	500	PKAW8212VP	2-1/2"	White Head	100
PKAW834	3/4"	White Head	10000	PKAW8212	2-1/2"	White Head	2500
PKAZ81VP	1"	Zinc	100				
PKAZ81J*	1"	Zinc	700				
PKAZ81	1"	Zinc	8000				
PKAW81VP	1"	White Head	100				
PKAW81J*	1"	White Head	500				
PKAW81	1"	White Head	8000				

* J in the part number = jar

Other formats may be available at www.richelieu.com.

1
ASSEMBLY
SCREWS

2
SCREWS
FOR HINGES,
DRAWER
SLIDES AND
HARDWARE

3
EURO
SCREWS

4
DRAWER
FRONT
ADJUSTERS

5
INSTALLATION
SCREWS

6
HANDLE
AND KNOB
SCREWS

7
POCKET-
HOLE
SCREWS

8
KREG
TOOLS

9
METAL
SCREWS

10
JOINT
FASTENERS

11
CONNECTORS

12
ASSEMBLY
FITTINGS

13
DOWELS
AND
BISCUITS

14
BRACKETS

15
COVER
CAPS

16
ANCHORS

17
CONCRETE
ACCESSORIES

18
DRIVE BITS

Metal Screws

Pan Head Self-Tapping Thread Type A Point



3" bit included
in all jar formats

DRIVE TYPE: SQUARE


NO. 10, DRIVE #2				NO. 10, DRIVE #2			
PRODUCT	LENGTH	FINISH	QTY/BOX	PRODUCT	LENGTH	FINISH	QTY/BOX
PKAZ1012VP	1/2"	Zinc	100	PKAZ10114VP	1-1/4"	Zinc	100
PKAZ1012J*	1/2"	Zinc	1000	PKAZ10114J*	1-1/4"	Zinc	500
PKAZ1012	1/2"	Zinc	10000	PKAZ10114	1-1/4"	Zinc	4000
PKAZ1034VP	3/4"	Zinc	100	PKAZ10112VP	1-1/2"	Zinc	100
PKAZ1034J*	3/4"	Zinc	750	PKAZ10112J*	1-1/2"	Zinc	400
PKAZ1034	3/4"	Zinc	6000	PKAZ10112	1-1/2"	Zinc	3000
PKAW1034VP	3/4"	White Head	100	* J in the part number = jar			
PKAW1034VP	1"	Zinc	100				
PKAZ101J*	1"	Zinc	500				
PKAZ101	1"	Zinc	6000				



Flat Head Self-Tapping Thread Type Tek Point

DRIVE TYPE: QUADREX


NO. 6, DRIVE #1				NO. 8, DRIVE #2			
PRODUCT	LENGTH	FINISH	QTY/BOX	PRODUCT	LENGTH	FINISH	QTY/BOX
FQTZ612J*	1/2"	Zinc	1000	FQTZ812J*	1/2"	Zinc	800
FQTZ612	1/2"	Zinc	15000	FQTZ812	1/2"	Zinc	15000
FQTZ634	3/4"	Zinc	15000	FQTZ834J*	3/4"	Zinc	1000
				FQTZ834	3/4"	Zinc	15000
				FQTZ81J*	1"	Zinc	750
NO. 10, DRIVE #2				FQTZ81	1"	Zinc	10000
PRODUCT	LENGTH	FINISH	QTY/BOX	FQTZ8114J* <th>LENGTH</th> <th>FINISH</th> <th>QTY/BOX</th>	LENGTH	FINISH	QTY/BOX
FQTZ1034PRJ*	3/4"	Zinc	750	FQTZ8114	1-1/4"	Zinc	700
FQTZ1034	3/4"	Zinc	10000	FQTZ8114	1-1/4"	Zinc	6000
FQTZ10112J*	1-1/2"	Zinc	450	FQTZ8112J*	1-1/2"	Zinc	600
FQTZ10112	1-1/2"	Zinc	4000	FQTZ8112	1-1/2"	Zinc	5000
FQTZ102J*	2"	Zinc	300	* J in the part number = jar			
FQTZ102	2"	Zinc	2500				



Pan Head Self-Tapping Thread Type A Point

DRIVE TYPE: SQUARE

NO. 8, DRIVE #2				NO. 8, DRIVE #2			
PRODUCT	LENGTH	FINISH	QTY/BOX	PRODUCT	LENGTH	FINISH	QTY/BOX
TKAZ858	5/8"	Zinc	10000	TKAZ8112	1-1/2"	Zinc	5000
TKAW858VP	5/8"	White Head	100	TKAW8112VP	1-1/2"	White Head	100
TKAW858M1	5/8"	White Head	1000	TKAW8112	1-1/2"	White Head	4000
TKAW858	5/8"	White Head	10000				
TKAZ81	1"	Zinc	9000				
TKAW81VP	1"	White Head	100				
TKAW81	1"	White Head	8000				



Other formats may be available at www.richelieu.com.


Joint Fasteners

Thumb Screw 1/4" - 20

These screws can easily be tightened or loosened by hand without using any external drive. This easy feature makes the screw an imperative part of those devices that require frequent removal and re-installation.

- Black plastic handle
- To be used with a 1/4" - 20 nut
- For temporary assembly

Sold by unit

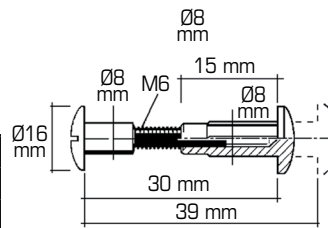


PRODUCT	THREAD	FINISH	QTY/BOX
314290	1/4" - 20	Black	2000

M6 Connector Bolt

- For panel connection, length of 30 mm to 39 mm
- Metric

Sold by unit




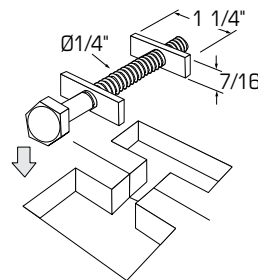
PRODUCT	COLOR	QTY/BOX
CP40080030	White	100
40080030	White	2500

Countertop Bolt

- Applies even, controlled pressure between joint members, eliminating twisting and buckling
- Easy to install
- Adjustable and dismantlable if necessary

PRODUCT	LENGTH	FINISH	QTY/BOX
TJFZA14212J	2-1/2"	Zinc	75
2502G	2-1/2"	Zinc	500
TJFZA143J	3"	Zinc	65
3002G	3"	Zinc	500
3252G	3-1/4"	Zinc	500
TJFZA14312J	3-1/2"	Zinc	50
3502G	3-1/2"	Zinc	500


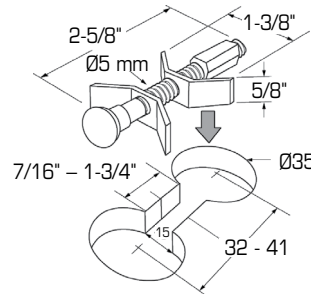
* J in the part number = jar



Joint Fastener

Sold by unit

PRODUCT	LENGTH	FINISH	Ø DRILL	QTY/BOX
10622G	3/4" to 2"	Zinc	35 mm	500

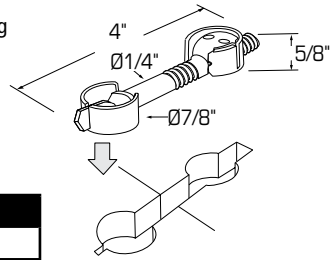


Other formats may be available at www.richelieu.com.

Joint Fasteners

Joint Fastener

- Applies even, controlled pressure between joint members, eliminating twisting and buckling
- Easy to install
- Adjustable and dismantable if necessary
- For wood 3/4" thick



Sold by unit

PRODUCT	LENGTH	FINISH	Ø DRILL	QTY/BOX
5162G	2" to 3-1/2"	Zinc	7/8"	100

"Flipbolt" Fastener

- The Flipbolt is fast and easy, requires no tools and is great for most countertop connections

PRODUCT	DESCRIPTION	QTY/BOX
917280	Flipbolt	1
977281	Flipbolt template	1





J-Hook Connector for Surface Mounting "FlipBolt"

PRODUCT	DESCRIPTION	QTY/BOX
917282	J-hook	2

"Zipbolt" Countertop Connectors

The ZIPBOLT connector is a new, practical, and innovative solution that saves time and money in assembling work/countertop and panels. The Zipbolt UT requires a simple 5 mm Allen key as a driving tool to ensure a very positive engagement. The NEW, all metal Zipbolts, which now have diecast gear housing, are more durable and able to achieve even higher torque levels than before.

PRODUCT	DESCRIPTION	DIMENSIONS	QTY/BOX
423510700	Zipbolt Universal Tool 10.700	165 mm x 35 mm	1
423510500	Zipbolt Universal Tool 10.500	81 mm x 35 mm	1
423510800	Zipbolt Universal Tool Mini 10.800	6 mm x 100 mm	1
423513500	Zipbolt Universal Tool 13.500 - ST Maxi	8 mm x 90 mm	1
423511600	Zipbolt Universal Tool 11.600 - Maxi Mitre	8 mm x 135 mm	1
423510900	Zipbolt Universal Tool 10.900 - Drawbolt	6 mm x 100 mm	1
423511720	Zipbolt Universal Tool 11.720 - Mini Half Mitre	6 mm x 85 mm	1



Other formats may be available at www.richelieu.com.

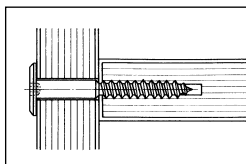
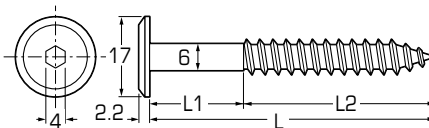
Connectors

JCB-BW Bolt

- Fits 4 mm Allen key (hex key)
- No insert required and requires pre-drilling of 6 mm

Sold by unit

PRODUCT	FINISH	L	L1	L2	QTY/BOX
JCBBW01012	Nickel	30 mm	10 mm	20 mm	3000
JCBBW01022	Nickel	40 mm	10 mm	30 mm	1600
JCBBW01032	Nickel	50 mm	20 mm	30 mm	1400
JCBCW01034	Black	50 mm	20 mm	30 mm	2000

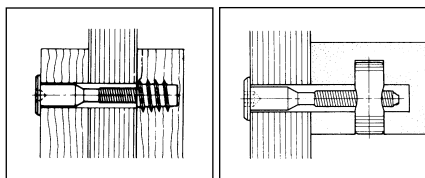
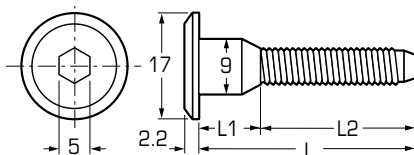


JCB-A Bolt

- Thread 1/4 – 20
- Fits 5 mm Allen key (hex key)

Sold by unit

PRODUCT	FINISH	L	L1	L2	QTY/BOX
JCBA0101C2	Nickel	30 mm	10 mm	20 mm	2400



with "D" nut

with "JRN" nut

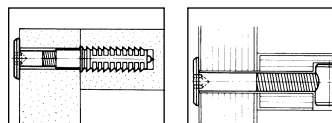
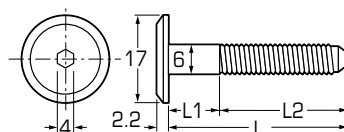


JCB-B Bolt

- Thread 1/4 – 20
- Fits 4 mm Allen key (hex key)

Sold by unit

PRODUCT	FINISH	L	L1	L2	QTY/BOX
JCBB0101C1	Bronze	30 mm	10 mm	20 mm	2000
JCBB0102C1	Bronze	35 mm	10 mm	20 mm	1800
JCBB0103C1	Bronze	40 mm	10 mm	25 mm	1600
JCBB0105C1	Bronze	50 mm	10 mm	30 mm	1400
JCBB0107C1	Bronze	60 mm	10 mm	40 mm	1200
JCBB0109C1	Bronze	30 mm	10 mm	50 mm	800
JCBB0113C1	Bronze	70 mm	10 mm	60 mm	1200
JCBB0101C2	Nickel	30 mm	10 mm	20 mm	2000
JCBB0102C2	Nickel	35 mm	10 mm	20 mm	1800
JCBB0103C2	Nickel	40 mm	10 mm	25 mm	1600
JCBB0105C2	Nickel	50 mm	10 mm	30 mm	1400
JCBB0107C2	Nickel	60 mm	10 mm	40 mm	1200
JCBB0109C2	Nickel	30 mm	10 mm	50 mm	800



with "D" nut

with "JRN" nut



- Thread M6 – P1.0
- Fits 4 mm Allen key (hex key)

Sold by unit

PRODUCT	FINISH	L	L1	L2	QTY/BOX
JCBB0105M1	Bronze	50 mm	10 mm	40 mm	1400

Other formats may be available at www.richelieu.com.

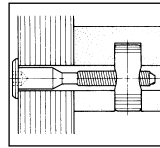
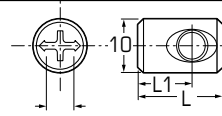
Connectors

JRN Nut

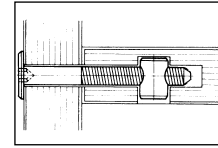
- Thread 1/4 – 20

Sold by unit


PRODUCT	FINISH	L	L1	QTY/BOX
JRN0100C2G	Zinc	13 mm	8 mm	4000
JRN0101C2G	Zinc	16 mm	10 mm	4000



with "JCB-A" bolt



with "JCB-B" bolt

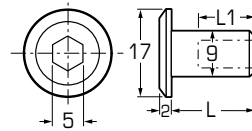


JCN Nut

- Thread 1/4 – 20
- Fits 5 mm Allen key (hex key)

Sold by unit

PRODUCT	FINISH	L	L1	QTY/BOX
JCN0101C1	Bronze	12 mm	8 mm	3000
JCN0101C2	Nickel	12 mm	8 mm	3000
JCN0102C1	Bronze	17 mm	13 mm	2400
JCN0102C2	Nickel	17 mm	13 mm	2400



- Thread M6
- Fits 5 mm Allen key (hex key)

Sold by unit

PRODUCT	FINISH	L	L1	QTY/BOX
JCN0102M1	Bronze	17 mm	13 mm	2400

Allen Keys (Hex keys)

PRODUCT	SIZE	LENGTH	QTY/BOX
7730	4 mm	20 mm x 60 mm	2000
CP7730	4 mm	20 mm x 60 mm	100
487730	4 mm	65 mm x 25 mm	2000
109512	5 mm	20 mm x 65 mm	1250
109690	6 mm	30 mm x 85 mm	500

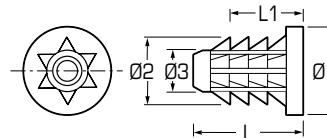


B Nut / Zinc Finish

- Thread 5/16 – 18

Sold by unit

PRODUCT	L	L1	Ø1	Ø2	Ø3	DRILLING Ø	QTY/BOX
OB0207C2G	15 mm	10 mm	19 mm	12 mm	10 mm	9-10 mm	4000



Other formats may be available at www.richelieu.com.

Connectors

D Nut

- Thread 1/4 – 20
- Fits 6 mm Allen key (hex key)

Sold by unit

PRODUCT	L	Ø1	Ø2	Ø3	DRILLING Ø	QTY/BOX
OD0107C2G	13 mm	12 mm	12 mm	7 mm	8-9 mm	5000
OD0208C2G	20 mm	12 mm	12 mm	7 mm	8-9 mm	3500
OD0209C2G	25 mm	12 mm	12 mm	7 mm	8-9 mm	2000

- Thread M6
- Fits 6 mm Allen key (hex key)

Sold by unit

PRODUCT	L	Ø1	Ø2	Ø3	DRILLING Ø	QTY/BOX
OD0107M2G	13 mm	12 mm	12 mm	7 mm	8-9 mm	5000
OD0108M2G	10 mm	12 mm	12 mm	7 mm	8-9 mm	6000

- Thread 5/16 – 18
- Fits 8 mm Allen key (hex key)

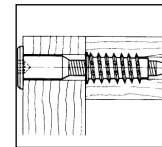
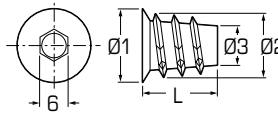
Sold by unit

PRODUCT	L	Ø1	Ø2	Ø3	DRILLING Ø	QTY/BOX
OD0503C2G	25 mm	14 mm	13 mm	9 mm	11-11 mm	1800


- Thread 3/8 – 16
- Fits 10 mm Allen key (hex key)

Sold by unit

PRODUCT	L	Ø1	Ø2	Ø3	DRILLING Ø	QTY/BOX
OD0507C2G	25 mm	16 mm	15 mm	11 mm	11-12 mm	1300



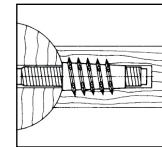
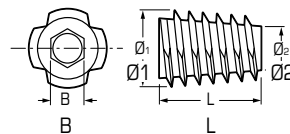
with "JCB-A" bolt




E Nut

- Thread 8 – 32
- Fits 4 mm Allen key (hex key)
- Zinc finish

Sold by unit



with "E" nut type regular screw



PRODUCT	L	Ø1	Ø2	DRILLING Ø	QTY/BOX
OE0103C2G	10 mm	7 mm	5 mm	8-9 mm	15000

- Thread 1/4 – 20
- Fits 6 mm Allen key (hex key)

Sold by unit

PRODUCT	L	Ø1	Ø2	DRILLING Ø	QTY/BOX
OE0107C2G	13 mm	12 mm	7 mm	8-9 mm	6000
OE0108C2G	20 mm	12 mm	7 mm	8-9 mm	4000

- Thread 5/16 – 18
- Fits 8 mm Allen key (hex key)

Sold by unit

PRODUCT	L	Ø1	Ø2	DRILLING Ø	QTY/BOX
OE0110C2G	20 mm	14 mm	9 mm	11.2-11.5 mm	2400
OE0111C2G	25 mm	14 mm	10 mm	11.2-11.5 mm	1800

Other formats may be available at www.richelieu.com.

1
ASSEMBLY
SCREWS

2
SCREWS
FOR HINGES,
DRAWER
SLIDES AND
HARDWARE

3
EURO
SCREWS

4
DRAWER
FRONT
ADJUSTERS

5
INSTALLATION
SCREWS

6
HANDLE
AND KNOB
SCREWS

7
POCKET-
HOLE
SCREWS

8
KREG
TOOLS

9
METAL
SCREWS

10
JOINT
FASTENERS

11
CONNECTORS

12
ASSEMBLY
FITTINGS

13
DOWELS
AND
BISCUITS

14
BRACKETS

15
COVER
CAPS

16
ANCHORS

17
CONCRETE
ACCESSORIES


18
DRIVE BITS

Connectors

T-Nut

PRODUCT	SIZE	FINISH	QTY/BOX
TNZ1420VP	1/4-20	Zinc	25
TNZ1420M1	1/4-20	Zinc	1000
TNZ1420	1/4-20	Zinc	4000
TNZ3816VP	3/8-16	Zinc	25
TNZ3816M1	3/8-16	Zinc	1000
TNZ3816	3/8-16	Zinc	1500
TNZ51618VP	5/16-18	Zinc	25
TNZ51618M1	5/16-18	Zinc	1000
TNZ51618	5/16-18	Zinc	2400

PRODUCT	SIZE	FINISH	QTY/BOX
TNZ1024VP	10-24	Zinc	25
NZ1024M1	10-24	Zinc	1000
TNZ1024	10-24	Zinc	3800
TNZ1032VP	10-32	Zinc	25
TNZ1032M1	10-32	Zinc	1000
TNZ1032	10-32	Zinc	6000



Hand Rail Bolt with Washer and Nut

PRODUCT	LENGTH	FINISH	QTY/BOX
HRHZ516312	3-1/2"	Zinc	500



Hanger Bolt

NO. 1/4 – 20 (RECOMMENDED T-NUT NO. TNZ1420M1)			
PRODUCT	LENGTH	FINISH	QTY/BOX
HZ14112VP	1-1/2"	Zinc	25
HZ14112	1-1/2"	Zinc	3000
HZ14134VP	1-3/4"	Zinc	25
HZ14134	1-3/4"	Zinc	2000
HZ142	2"	Zinc	2000
HZ142VP	2"	Zinc	25
HZ14212VP	2-1/2"	Zinc	25
HZ14212	2-1/2"	Zinc	1500
HZ143VP	3"	Zinc	25
HZ143	3"	Zinc	1200

NO. 3/8 – 16 (RECOMMENDED T-NUT NO. TNZ3816M1)			
PRODUCT	LENGTH	FINISH	QTY/BOX
HZ382VP	2"	Zinc	25
HZ382	2"	Zinc	900
HZ38212VP	2-1/2"	Zinc	25
HZ38212	2-1/2"	Zinc	700
HZ383VP	3"	Zinc	25
HZ383	3"	Zinc	500
HZ38312VP	3-1/2"	Zinc	25
HZ38312	3-1/2"	Zinc	400
HZ384VP	4"	Zinc	25
HZ384	4"	Zinc	400

NO. 5/16 – 18 (RECOMMENDED T-NUT NO. TNZ51618M1)			
PRODUCT	LENGTH	FINISH	QTY/BOX
HZ516134VP	1-3/4"	Zinc	25
HZ516134	1-3/4"	Zinc	1500
HZ5162VP	2"	Zinc	25
HZ5162	2"	Zinc	1200
HZ516212VP	2-1/2"	Zinc	25
HZ516212	2-1/2"	Zinc	1000
HZ5163VP	3"	Zinc	25
HZ5163	3"	Zinc	800

PRODUCT	LENGTH	FINISH	QTY/BOX
HZ516312VP	3-1/2"	Zinc	25
HZ516312	3-1/2"	Zinc	600
HZ5164VP	4"	Zinc	25
HZ5164	4"	Zinc	600
HZ5165VP	5"	Zinc	25
HZ5165	5"	Zinc	500
HZ5166	6"	Zinc	300



Other formats may be available at www.richelieu.com.

Connectors

Dowel Screw

Ø 1/4"

PRODUCT	LENGTH	FINISH	QTY/BOX
DZ142VP	2"	Zinc	25
DZ142	2"	Zinc	2000
DZ14212VP	2-1/2"	Zinc	25
DZ14212	2-1/2"	Zinc	2000

Ø 5/16"

PRODUCT	LENGTH	FINISH	QTY/BOX
DZ516212VP	2-1/2"	Zinc	25
DZ516212	2-1/2"	Zinc	1000
DZ5163VP	3"	Zinc	25
DZ5163	3"	Zinc	1000
DZ516312VP	3-1/2"	Zinc	25
DZ516312	3-1/2"	Zinc	1000

Ø 3/16"

PRODUCT	LENGTH	FINISH	QTY/BOX
DZ316112VP	1-1/2"	Zinc	25
DZ316112	1-1/2"	Zinc	5000
DZ3162VP	2"	Zinc	25
DZ3162	2"	Zinc	5000
DZ316212VP	2-1/2"	Zinc	25
DZ316212	2-1/2"	Zinc	3000



Other formats may be available at www.richelieu.com.

1
ASSEMBLY
SCREWS

2
SCREWS
FOR HINGES,
DRAWER
SLIDES AND
HARDWARE

3
EURO
SCREWS

4
DRAWER
FRONT
ADJUSTERS

5
INSTALLATION
SCREWS

6
HANDLE
AND KNOB
SCREWS

7
POCKET-
HOLE
SCREWS

8
KREG
TOOLS

9
METAL
SCREWS

10
JOINT
FASTENERS

11
CONNECTORS

12
ASSEMBLY
FITTINGS

13
DOWELS
AND
BISCUITS

14
BRACKETS

15
COVER
CAPS

16
ANCHORS

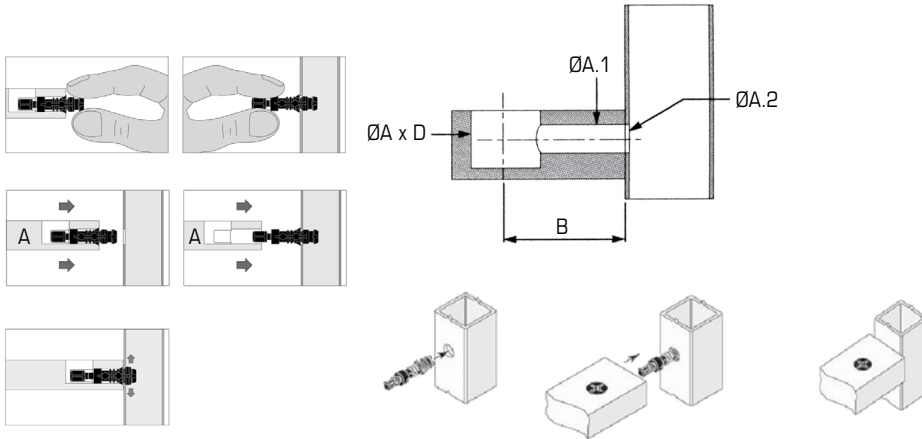
17
CONCRETE
ACCESSORIES

18
DRIVE BITS

Assembly Fittings

System 5, Wood to Metal Dowel

PRODUCT	FINISH	DOWEL Ø	LENGTH	A	A.1	A.2	B	QTY/BOX
5414	Zinc and Black	8 mm	24 mm	15 mm	8 mm	8 mm	24 mm	2000

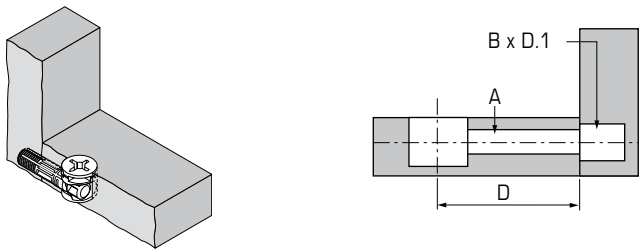


Titus

"Quickfit" dowels do not need to be screwed into panels. When the cam on the casing is turned, the dowel expands inside the panel and becomes impossible to remove.

System 5, Quickfit-tl2 Dowel

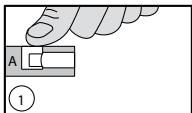
PRODUCT	FINISH	DOWEL Ø	LENGTH	A	D	B	D.1	QTY/BOX
5441	Zinc and Black	8 mm	24 mm	8 mm	24 (23-26) mm	8 mm	12 mm	2000
5474	Zinc and Black	8 mm	34 mm	8 mm	34 (33-36) mm	8 mm	12 mm	1000



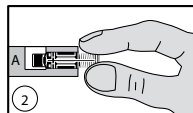
Titus

"Quickfit" dowels do not need to be screwed into panels. When the cam on the casing is turned, the dowel expands inside the panel and becomes impossible to remove.

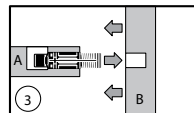
HOW TO ASSEMBLE YOUR QUICKFIT-TL2 CONNECTIONS



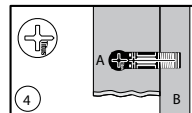
Press the cam into the panel.



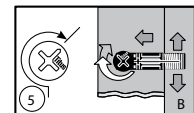
Insert the dowel on the side of the same panel.



Press the 2 panels together to insert the dowel into the hole of the other panel.



Cam start position.



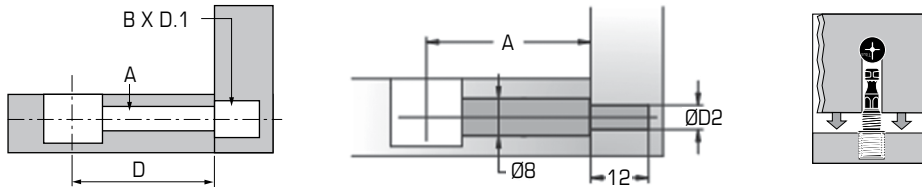
Turn the cam to the 2 o'clock position to lock the panels together.

Other formats may be available at www.richelieu.com.

Assembly Fittings

System 5, Quickfit Dowel

PRODUCT	FINISH	DOWEL Ø	LENGTH	A	D	B	D.1	QTY/BOX
5810	Zinc and Gray	10 mm	24 mm	8 mm	24 mm	10 mm	12 mm	2000
5771	Zinc and Gray	10 mm	34 mm	8 mm	34 mm	10 mm	12 mm	2000
CP5810	Zinc and Gray	10 mm	24 mm	8 mm	24 mm	10 mm	12 mm	100



System 5, Choice of Cams


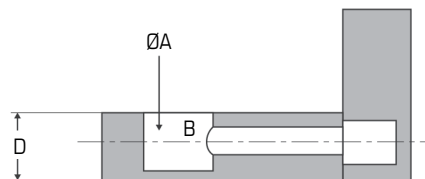

- Choice of camfix boxes
- Cam of 12 or 15 mm Ø, hex key, Philips screwdriver or standard screwdriver
- Finish: zinc

Sold by complete box

PRODUCT	PANEL THICKNESS	Ø A	D	B	QTY/BOX
CP5914	12 mm	12 mm	10 mm	6 mm	100
5654	16 mm	15 mm	12 mm	7 mm	2000
5656	19 mm	15 mm	14 mm	9 mm	2000
5657	23 mm	15 mm	16 mm	11 mm	2000
5676	25 mm	15 mm	17 mm	13 mm	1000

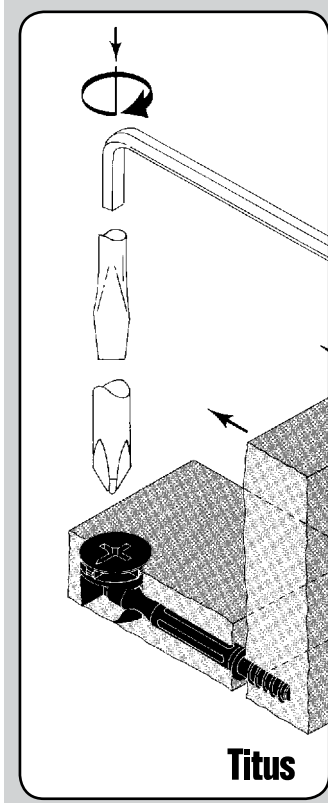
- Cam of 15 mm Ø, hex key, posidrive screwdriver or standard screwdriver

PRODUCT	PANEL THICKNESS	Ø A	D	B	QTY/BOX
5644	16 mm	15 mm	12 mm	8 mm	2000
5653	13 mm	15 mm	10 mm	6 mm	2000



Titus

"Quickfit" dowels do not need to be screwed into panels. When the cam on the casing is turned, the dowel expands inside the panel and becomes impossible to remove.



Titus

Other formats may be available at www.richelieu.com.

1
ASSEMBLY
SCREWS

2
SCREWS
FOR HINGES,
DRAWER
SLIDES AND
HARDWARE

3
EURO
SCREWS

4
DRAWER
FRONT
ADJUSTERS

5
INSTALLATION
SCREWS

6
HANDLE
AND KNOB
SCREWS

7
POCKET-
HOLE
SCREWS

8
KREG
TOOLS

9
METAL
SCREWS

10
JOINT
FASTENERS

11
CONNECTORS

12
ASSEMBLY
FITTINGS

13
DOWELS
AND
BISCUITS

14
BRACKETS

15
COVER
CAPS

16
ANCHORS


17
CONCRETE
ACCESSORIES

18
DRIVE BITS

Assembly Fittings

Screw Cap for Cam

PRODUCT	FINISH	Ø	QTY/BOX
MP730040	Almond	18 mm	1000




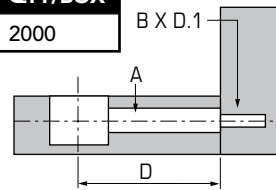
System 5, Conventional Dowel

The assembly concept for System 5 allows you to choose among a vast selection of dowels and cams to meet your particular needs. All of System 5 casings and dowels are entirely compatible. This system is recommended for large-scale production and for furniture that requires quick and effortless mounting.

CHOICE OF CONVENTIONAL DOWEL

Each of the dowel styles can be combined with any System 5 cams. "KLIX" dowels have teeth on the underside of their heads, which means that they are connected over a larger area and thereby offer a mechanical lock rather than a mere friction lock.

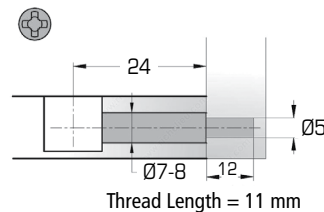
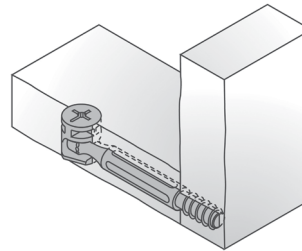
PRODUCT	DESCRIPTION	A	D	B	D.1	QTY/BOX
5584	Klix dowel M6 Thread	7-8 mm	34 mm	10 mm	12 mm	2000



System 5, Combi Dowels

- High-quality zinc/steel dowel with greater resistance to torsion and pull-out
- Klix locking feature provides a strong, vibration-proof joint
- Depth stop collar allows accurate insertion

PRODUCT	DRILLING Ø	LENGTH	QTY/BOX
9423	5 mm	24 mm	2000
9424	5 mm	34 mm	2000

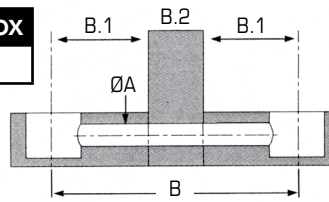


Other formats may be available at www.richelieu.com.

Assembly Fittings


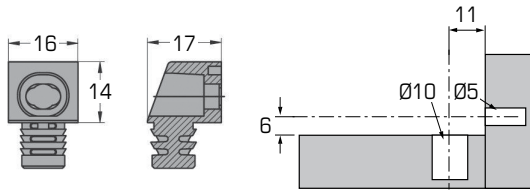
System 5, Double End "Klix" Dowel

PRODUCT	FINISH	LENGTH	A	B	B.1	B.2	QTY/BOX
5857	Zinc	64 mm	7-8 mm	64 mm	24 mm	16 mm	1000



System 4, Mini Block

PRODUCT	FINISH	DRILLING DEPTH	QTY/BOX
212030	White	11 mm	2500
212090	Black	11 mm	2500

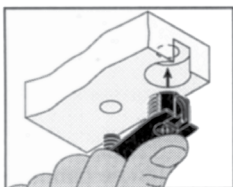


System 6, Quickfit-Expando 6 Brackets

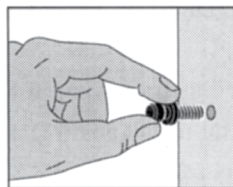
The assembly concept for System 6 allows you to choose among a vast selection of dowels and housings to meet your particular needs. All of System 6 casings and dowels are entirely compatible. This system is recommended for large-scale production and for furniture that requires quick and effortless mounting.

CHARACTERISTICS AND ADVANTAGES

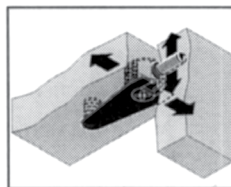
- Housings and dowels can be installed without tools
- Attains maximum strength when the cam is locked
- Nylon housings with zinc cam
- Choice of housings and dowels for any situation



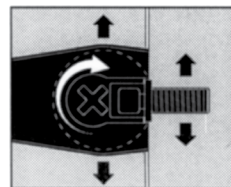
The housings are simply pressed into the material.



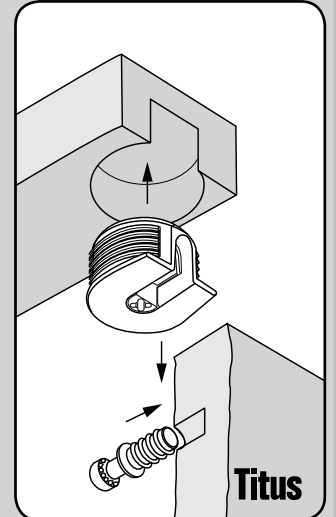
The dowels easily slip into the mounting holes. The operation can be repeated without damaging surfaces.



Casings and dowels are effortlessly joined together using a Posidrive screwdriver.



Locking the cam places pressures on the casing and the dowel, resulting in highly reliable installation.



Other formats may be available at www.richelieu.com.

Assembly Fittings

System 6, Knock-in Housing Non-Outrigger Drop-In

- Zinc inner cam and nylon housing
- Models for 16 mm and 19 mm panels
- Models for front or top assembly

MODEL FOR TOP ASSEMBLY ONLY

- With flange

Sold by unit

PRODUCT	FINISH	DRILLING DEPTH	PANEL THICKNESS	QTY/BOX
643130	White	12 mm	16 mm	2500
643150	Almond	12 mm	16 mm	2500
643190	Black	12 mm	16 mm	2500
643160	Brown	12 mm	16 mm	2500
643330	White	14 mm	19 mm	2500
643340	Almond	14 mm	19 mm	2500
643360	Brown	14 mm	19 mm	2500
643390	Black	14 mm	19 mm	2500
6433106	Silver	14 mm	19 mm	2500
6433421	Candlelight	14 mm	19 mm	2500
6433301	Antique White	14 mm	19 mm	2500
6433135	Bronze	14 mm	19 mm	2500
6433609	Dark Brown	14 mm	19 mm	2500
643308	Warm Cherry	14 mm	19 mm	2500
6433105	Light Gray	14 mm	19 mm	2500

MODEL FOR COMBINED ASSEMBLY (FRONT AND TOP)

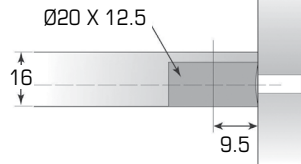
- Without flange

Sold by unit

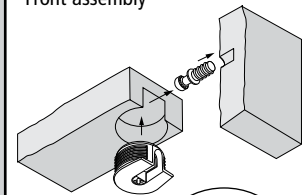
PRODUCT	FINISH	DRILLING DEPTH	PANEL THICKNESS	QTY/BOX
643530	White	12 mm	16 mm	2500
643540	Almond	12 mm	16 mm	2500
643560	Brown	12 mm	16 mm	2500
643590	Black	12 mm	16 mm	2500
643730	White	14 mm	19 mm	2500
643760	Brown	14 mm	19 mm	2500
643740	Almond	14 mm	19 mm	2500
643790	Black	14 mm	19 mm	2500



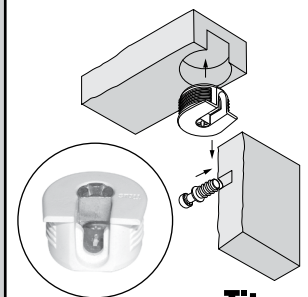
Machining dimensions



Front assembly



Top assembly



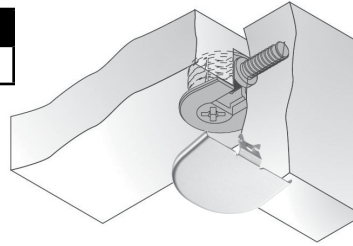
Titus

Other formats may be available at www.richelieu.com.

Assembly Fittings

Cover Cap for Non-Outrigger Casings

PRODUCT	FINISH	QTY/BOX
64183	Nickel	2500

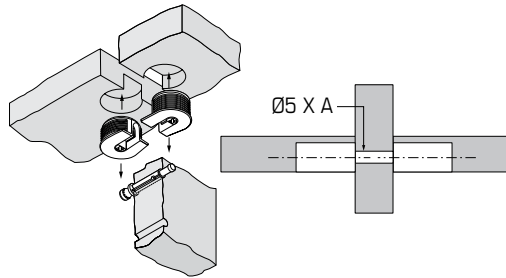


Quickfit 6/Double-Ended Dowels

- Ø 5 mm double dowel
- Double dowels allow for identical panels vertically and horizontally

Sold by unit

PRODUCT	FINISH	PANEL THICKNESS (A)	QTY/BOX
6414	Zinc	16 mm	2500
6416	Zinc	19 mm	2500
6419	Steel	19 mm	2500

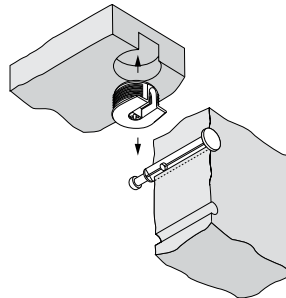


Quickfit 6/End Dowel

- Ø 5 mm end dowel
- Above average resistance

Sold by unit

PRODUCT	FINISH	DRILLING LENGTH	PANEL THICKNESS	QTY/BOX
6415	Zinc	16 mm	19 mm	4000





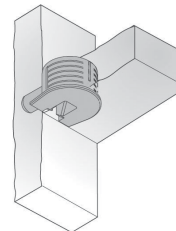


System 6, Expanding Wedgefix Housing

- For increased strength. 10 mm diameter reinforcement dowel located 32 mm from the bracket
- Housings and dowels can be installed without tools
- Attains maximum strength when the cam is locked
- For use with Quickfit Dowels

Sold by unit

PRODUCT	FINISH	DRILLING DEPTH	PANEL THICKNESS	QTY/BOX
647130	White	12.5 mm	16 mm	1000
647230	White	14 mm	19 mm	1000



1
ASSEMBLY
SCREWS

2
SCREWS
FOR HINGES,
DRAWER
SLIDES AND
HARDWARE

3
EURO
SCREWS

4
DRAWER
FRONT
ADJUSTERS

5
INSTALLATION
SCREWS

6
HANDLE
AND KNOB
SCREWS

7
POCKET-
HOLE
SCREWS

8
KREG
TOOLS

9
METAL
SCREWS

10
JOINT
FASTENERS

11
CONNECTORS

12
ASSEMBLY
FITTINGS

13
DOWELS
AND
BISCUITS

14
BRACKETS

15
COVER
CAPS

16
ANCHORS

17
CONCRETE
ACCESSORIES

18
DRIVE BITS


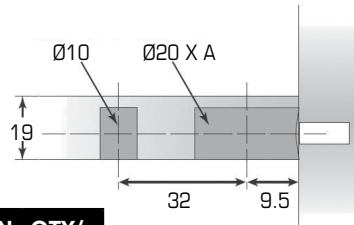
Other formats may be available at www.richelieu.com.

Assembly Fittings

System 6, Knock-in Outrigger Housing

- For increased resistance
- Ø 10 mm reinforcement dowel, located at 32 mm of the bracket
- Plastic zinc
- Model for top assembly only
- With flange

Sold by unit


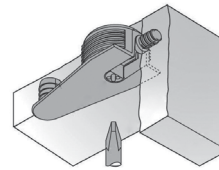


PRODUCT	FINISH	DRILLING DEPTH	PANEL THICKNESS	INSERTION TYPE	QTY/ BOX
643930	White	12.5 mm	16 mm	Drop-on	1250
6439421	Candlelight	12.5 mm	16 mm	Drop-on	1250
643960	Brown	12.5 mm	16 mm	Drop-on	1250
643990	Black	12.5 mm	16 mm	Drop-on	1250
643940	Almond	14 mm	16 mm	Drop-on	1250
8644106	Silver	14 mm	19 mm	Drop-on	1250
8644130	White	14 mm	19 mm	Drop-on	1250
8644140	Almond	14 mm	19 mm	Drop-on	1250
8644160	Brown	14 mm	19 mm	Drop-on	1250
8644190	Black	14 mm	19 mm	Drop-on	1250
6455	Nickel	12.5 mm	16 mm	Drop-on	500
6457	Nickel	14 mm	19 mm	Drop-on	500
86441301	Antique White	14 mm	19 mm	Drop-on	1250
86441135	Bronze	14 mm	19 mm	Drop-on	1250
86441609	Dark Brown	14 mm	19 mm	Drop-on	1250
8644108	Warm Cherry	14 mm	19 mm	Drop-on	1250
86441105	Light Gray	14 mm	19 mm	Drop-on	1250

- Without flange


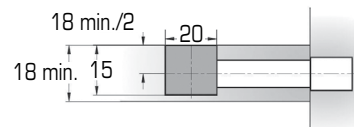
Sold by unit

PRODUCT	FINISH	DRILLING DEPTH	PANEL THICKNESS	INSERTION TYPE	QTY/ BOX
644540	Almond	14 mm	19 mm	Side entry, front and top	1250
644590	Black	14 mm	19 mm	Side entry, front and top	1250



System 7, Cam for Heavy-Duty Dowel System

PRODUCT	FINISH	Ø DRILLING	PANEL THICKNESS	PRODUCT HEIGHT	QTY/ BOX
5409	Zinc	20 mm	Min. 18 mm	15 mm	1000



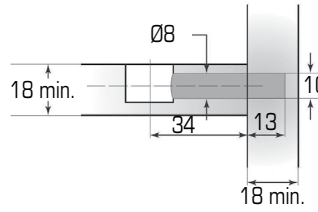
Other formats may be available at www.richelieu.com.

Assembly Fittings

System 7, Heavy-Duty Euro Dowel

Sold by unit

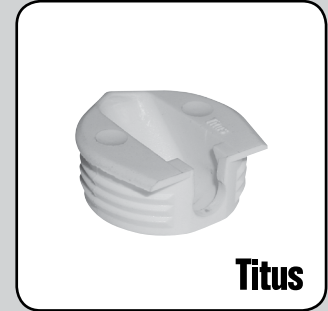
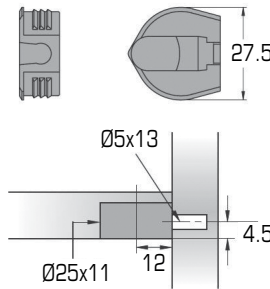
PRODUCT	FINISH	PRODUCT LENGTH	PANEL THICKNESS	QTY/BOX
5410	Zinc	34 mm	Min. 18 mm	1000



System 4, Plastic Flushfix Fitting

Sold by unit

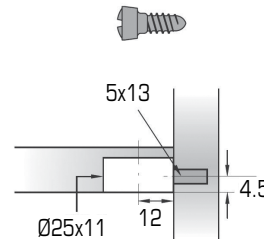
PRODUCT	FINISH	Ø DRILLING	Ø PRODUCT	DRILLING DEPTH	QTY/BOX
216130	White	25 mm	25 mm	11 mm	2500



System 4, Angle Drive Screw for Flushfix Housing

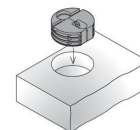
Sold by unit

PRODUCT	FINISH	Ø DRILLING FOR DOWEL THREAD	DRILLING LENGTH FOR DOWEL THREAD	QTY/BOX
0022	Zinc	5 mm	13 mm	4000



System 3, Concealed Housings Ø 25 mm

PRODUCT	FINISH	Ø DRILLING	DRILLING DEPTH	QTY/BOX
311830	White	25 mm	12.5 mm	2500
311860	Brown	25 mm	12.5 mm	2500
311890	Black	25 mm	12.5 mm	2500



Other formats may be available at www.richelieu.com.

1
ASSEMBLY
SCREWS

2
SCREWS
FOR HINGES,
DRAWER
SLIDES AND
HARDWARE

3
EURO
SCREWS

4
DRAWER
FRONT
ADJUSTERS

5
INSTALLATION
SCREWS

6
HANDLE
AND KNOB
SCREWS

7
POCKET-
HOLE
SCREWS

8
KREG
TOOLS

9
METAL
SCREWS

10
JOINT
FASTENERS

11
CONNECTORS

12
ASSEMBLY
FITTINGS

13
DOWELS
AND
BISCUITS

14
BRACKETS

15
COVER
CAPS

16
ANCHORS

17
CONCRETE
ACCESSORIES

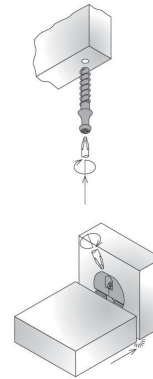
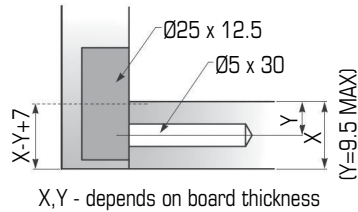
18
DRIVE BITS

Assembly Fittings

System 3, Steel Screw Dowel Ø 5 mm

Sold by unit

PRODUCT	FINISH	Ø DRILLING FOR DOWEL THREAD	DRILLING LENGTH FOR DOWEL THREAD	QTY/BOX
3168	Zinc	5 mm	30 mm	2500

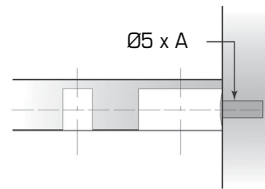


Titus

System 6, Quickfit Screw-In Dowels

Sold by unit

PRODUCT	FINISH	Ø DRILLING FOR DOWEL THREAD	DRILLING LENGTH FOR DOWEL THREAD (A)	DRIVE TYPE	QTY/BOX
6401	Zinc	5 mm	9 mm	Phillips	5000
6402	Zinc	5 mm	8 mm	Phillips	5000
6406	Zinc	5 mm	11.5 mm	Phillips	5000
640283	Steel	5 mm	8 mm	Phillips	5000

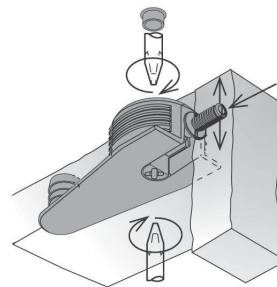


Titus

System 6, Quickfit-Expando Plastic and Zinc Expanding Dowels

Sold by unit

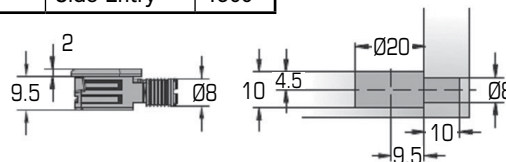
PRODUCT	Ø DRILLING FOR DOWEL THREAD	DRILLING LENGTH FOR DOWEL THREAD	QTY/BOX
6408	5 mm	12 mm	5000
6479	5 mm	7 mm	5000



Titus

Flanged Lip Quickloc Cam Connector Ø 20 mm

PRODUCT	FINISH	DRILLING DEPTH	PANEL THICKNESS	DRIVE TYPE	INSERTION TYPE	QTY/BOX
680360	Brown	10 mm	15 mm	Pozi	Side-Entry	2500
680390	Black	10 mm	15 mm	Pozi	Side-Entry	2500
681360	Brown	11 mm	15 mm	Pozi	Side-Entry	1500
681390	Black	11 mm	15 mm	Pozi	Side-Entry	1500



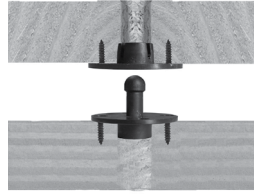
Titus

Other formats may be available at www.richelieu.com.

Assembly Fittings

Panel mounting system

- This product is an easy fastener system for panels
- The system is a secure, reusable, durable and effective way to prevent panels from slipping, falling and constantly being repaired
- Drill 1/2" hole



PRODUCT	FINISH	QTY/BOX
918725	Black	25
918724	Black	1000

Required Product(s): #4 screw

Fixed and Adjustable Suspension Brackets

Panello is a series of suspension brackets for fixed or adjustable panel applications. Panello provides great flexibility and functionality and is ideal for store fixture applications, wall partitions, display boards, and all types of applications using movable or hiding panels. These new suspension fittings, with or without adjustment capabilities, make it easy to install and remove panels.

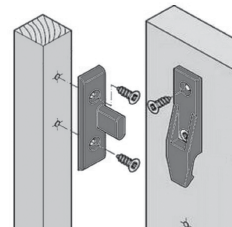
- For panel removal, allow 4 mm gap between panel top and ceiling

PRODUCT	LENGTH	ADD INFO	QTY/BOX
227090	62 mm	Bracket without clip	1
228090	71 mm	Bracket with clip	1

Suspension Fittings Set for Wooden Screw

- Use for ceiling and wall coverings, panels and wainscoting, trim panels for built-in cupboards and room dividers, and all types of cladding
- Allows pre-assembly of sub-frames and fittings in the workshop
- Fitting is comprised of two parts: a frame component and a panel component
- Panel component is designed to lock onto the frame component lug on installation
- Once installed, all panels can easily be removed at any time with no special tools

PRODUCT	MATERIAL	LENGTH	QTY/BOX
4247084	Black Plastic	60 mm	100



Champ Insert Fastener

Both identical halves of the connector, made of plastic, are glued into a pre-cut biscuit groove. Once the glue has set, the workpieces can be assembled. For a permanent joint, simply glue the surfaces of the workpieces with joiner's glue. CHAMP is designed to work as a clamp on difficult mitre joints where it is almost impossible to use clamps or press supports. The press load works directly on the surface of the joint, therefore, the joint will always be very exact and tight.

PRODUCT	MATERIAL	DIMENSIONS	QTY/BOX
2367120	Yellow Plastic	67 mm x 12.5 mm	250

Other formats may be available at www.richelieu.com.

1
ASSEMBLY
SCREWS

2
SCREWS
FOR HINGES,
DRAWER
SLIDES AND
HARDWARE

3
EURO
SCREWS

4
DRAWER
FRONT
ADJUSTERS

5
INSTALLATION
SCREWS

6
HANDLE
AND KNOB
SCREWS

7
POCKET-
HOLE
SCREWS

8
KREG
TOOLS

9
METAL
SCREWS

10
JOINT
FASTENERS

11
CONNECTORS

12
ASSEMBLY
FITTINGS

13
DOWELS
AND
BISCUITS

14
BRACKETS

15
COVER
CAPS

16
ANCHORS

17
CONCRETE
ACCESSORIES

18
DRIVE BITS

Assembly Fittings

Push Fit Fastener Set

Designed to allow panels to be directly mounted from the front.

- Panel component locks into the frame element as the panels are pushed together
- Strong clamping effect sufficiently holds heavy panels securely, yet the fasteners can be quickly released again without any special tools
- 100 pairs per bag (1 unit = 1 pair male/female)

PRODUCT	ADD INFO	LENGTH	QTY/BOX
4247080	For N° 8 WOOD Screw	48 mm	100
4247082	For EURO Screws	48 mm	100

Metal Insert Fastener with Screws

- For permanent or temporary assembly
- Slide-in mounting and dismounting
- Screws include: Pan head screws, Ø 3 mm x 13 mm/Ø 3 mm x 25 mm)
- All wood and board materials
- Cut a slot with a plate joiner (Lamello biscuit #20) and adjust the depth of the slot by using the micro-adjustment screw of the joiner. Insert the connector into the pre-cut slot and screw it on

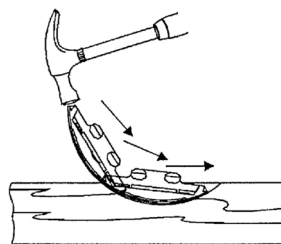
DRIVE TYPE: POZI 1

PRODUCT	MATERIAL	DIMENSIONS	QTY/BOX
026672G	Metal	67 mm x 12.5 mm	250

Silver Connectors Slide-In Assembly

With sharp edges, Silver connectors provide a strong connection along their entire length without the need for glue or screws.




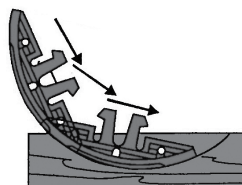
PRODUCT	MATERIAL	DIMENSIONS	QTY/BOX
049642G	Zamac	66 mm x 12.5 mm	250



FAST Connector

- Mounts without glue or screws
- Clip-in, concealed, self-tightening, demountable connector
- Mounting: knock in following the radius of the cutting edges, permanent gluing optional
- Installation: cut a slot with a plate joiner (Lamello biscuit # 20) and adjust the depth of the slot by using the micro-adjustment screw of the joiner. Insert each of the different connector halves into the pre-cut slots.
- Suitable materials: all softwoods and board materials without laminated surfaces.

PRODUCT	MATERIAL	DIMENSIONS	QTY/BOX
BP05867100	Plastic	56 mm x 12.5 mm	50



Other formats may be available at www.richelieu.com.

Assembly Fittings

100/15 Duo Fastener

- Assembly system requiring two identical pieces
- Screws are not included
- 1 pair requires 4 FH screws (5 mm) and 2 PH (5 mm)

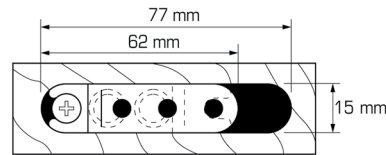
PRODUCT	MATERIAL	DIMENSIONS	QTY/BOX
055100152G	Steel	100 mm x 15 mm	Pair

62/15 Duo Fastener

CAUTION: Screws are not included. The following screws are required to install a pair:

- 4 #6 x 1-1/2" flat head screws. Suggested product: FKWZ6112
- 2 #8 x 2-1/2" pan head screws. Suggested product: PKWZ8212

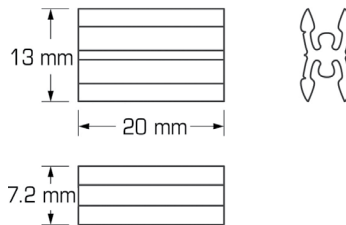
PRODUCT	MATERIAL	DIMENSIONS	QTY/BOX
03662152G	Steel	77 mm x 15 mm	Pair



KLICK Clip-On Fastener

- Finish: Brown




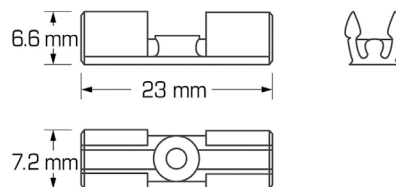
PRODUCT	MATERIAL	DIMENSIONS	QTY/BOX
CP0452060	Plastic	20 mm x 13 mm	100



KLICK Screw-On Fastener

KLICK offers the advantages of a joiner's invisible joint even for small parts. Solid woods can still expand and contract. KLICK can also be used on surfaces and is completely invisible. It is very easy to prepare the joint using the special dovetail cutter from KNAPP and it can be disassembled again when required (unless glued). This system is also ideal for outside construction work, where small parts are needed quite often and are exposed to humidity and the weather.

PRODUCT	FINISH	MATERIAL	QTY/BOX
CP0482360	Brown	Plastic	100
MP0482360	Brown	Plastic	1000



- 1 ASSEMBLY SCREWS
- 2 SCREWS FOR HINGES, DRAWER SLIDES AND HARDWARE
- 3 EURO SCREWS
- 4 DRAWER FRONT ADJUSTERS
- 5 INSTALLATION SCREWS
- 6 HANDLE AND KNOB SCREWS
- 7 POCKET-HOLE SCREWS
- 8 KREG TOOLS
- 9 METAL SCREWS
- 10 JOINT FASTENERS
- 11 CONNECTORS
- 12 ASSEMBLY FITTINGS
- 13 DOWELS AND BISCUITS
- 14 BRACKETS
- 15 COVER CAPS
- 16 ANCHORS
- 17 CONCRETE ACCESSORIES
- 18 DRIVE BITS


Other formats may be available at www.richelieu.com.

Assembly Fittings

Connecting Fitting Solid

The ideal heavy load fitting for connections in bed construction, corpus construction, and metal construction.

- Subassembly possible, 3 screws
- Fits together for the easiest final assembly
- Stable connection, free of play in all directions
- Big power transmission with less space needed
- Repeated dismantling of the connection is possible
- Invisible when installed
- Self-locking after weight by wedge effect



PRODUCT	FINISH	DIMENSIONS	QTY/BOX
37600032G	Zinc	47 mm x 17 mm	50

Mod-eez RTA Non-Locking Spring Steel Clip

The ready-to-assemble Mod-eez RTA fastening system was developed to accomplish three specific objectives:

1. To join panels securely together in such a manner that dimensional changes in the material or structure would not rupture or loosen the joints.
2. To achieve this objective with a fast and simple method of assembly, preferably without the need for tools.
3. To end up with a joint in which the fasteners are totally concealed.

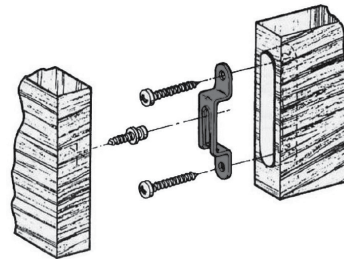
The Mod-eez fastening system meets these objectives by utilizing a spring steel declining ramp Clip and a large collared Shoulder Screw as the two mating members. Spring steel makes the joints strong, yet flexible, while the collar on the Shoulder Screw adds tremendous resistance to torsional pull-out. Assembly occurs by simply sliding the Shoulder Screw head down the Clip's ramp. With the Clip located in its pocket, and the system assembled, all fasteners disappear!



PRODUCT	WIDTH	DESCRIPTION	QTY/BOX
MZ4032C5	7/16"	For 16 mm Installation Panels	500
MZ5032C5	17/32"	For 19 mm Installation Panels	500

Required Product(s):

- MZ2055C5 – Shoulder Screw for Non-Locking Steel Clips
- MZ2155C5 – Shoulder Screw for Non-Locking Steel Clips



Shoulder Screw for Non-Locking Steel Clips

- Screw size: #7
- Shoulder Screws for Non-Locking Spring Steel Clips
- For a 5 mm predrill

DRIVE TYPE: PHILLIPS

PRODUCT	FINISH	LENGTH	QTY/BOX
MZ2055C5	Zinc	1/2"	500
MZ2155C5	Zinc	5/8"	500

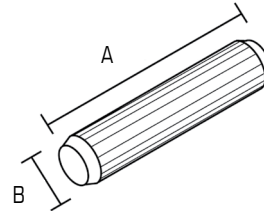


Other formats may be available at www.richelieu.com.

Dowels and Biscuits


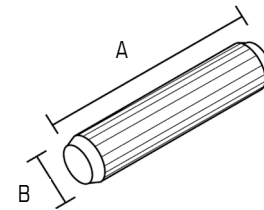
Unglued Wood Dowel

PRODUCT	LENGTH (A)	Ø (B)	QTY/BOX
MP525T	25 mm	5 mm	1000
525T	25 mm	5 mm	64000
10630T	30 mm	6 mm	35400
MP830T	30 mm	8 mm	1000
830T	30 mm	8 mm	19200
MP832T	32 mm	8 mm	1000
832T	32 mm	8 mm	17800
MP835T	35 mm	8 mm	1000
835T	35 mm	8 mm	16400
840T	40 mm	8 mm	14200
850T	50 mm	8 mm	12000
MP14114T	1-1/4"	1/4"	1000
14114T	1-1/4"	1/4"	29600
MP38112T	1-1/2"	3/8"	1000
38112T	1-1/2"	3/8"	13000
51630T	30 mm	5/16"	19200
51635T	35 mm	5/16"	16400



Pre-Glued Wood Dowel

PRODUCT	LENGTH (A)	Ø (B)	QTY/BOX
88130T	30 mm	8.1 mm	8000
MP883020T	30 mm	8 mm	1000
883020T	30 mm	8 mm	8000
MP883520T	35 mm	8 mm	1000
883520T	35 mm	8 mm	7000
883520T	35 mm	8 mm	8000
851630T	30 mm	5/16"	8000
851635T	35 mm	5/16"	8000



ADVANTAGES OF PRE-GLUED DOWELS
 Pre-glued dowels offer high glue coverage creating superior holding strength. Significant savings and increased production are created by the elimination of production stoppages for routine maintenance on dowel insertion equipment caused by the glue buildup. Dry joints caused by injection misfires due to clogged glue lines are eliminated. Water runs consistently through glue lines. Cleanup time on your product during and after assembly due to glue mess and squeeze out is eliminated.

Pre-Glued Spiral Dowel

PRODUCT	LENGTH (A)	Ø (B)	QTY/BOX
88305T	30 mm	8 mm	20000
88355T	35 mm	8 mm	20000
88130T	30 mm	8 mm	8000



Other formats may be available at www.richelieu.com.


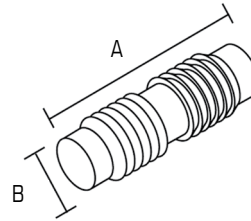
- 1** ASSEMBLY SCREWS
- 2** SCREWS FOR HINGES, DRAWER SLIDES AND HARDWARE
- 3** EURO SCREWS
- 4** DRAWER FRONT ADJUSTERS
- 5** INSTALLATION SCREWS
- 6** HANDLE AND KNOB SCREWS
- 7** POCKET-HOLE SCREWS
- 8** KREG TOOLS
- 9** METAL SCREWS
- 10** JOINT FASTENERS
- 11** CONNECTORS
- 12** ASSEMBLY FITTINGS
- 13** DOWELS AND BISCUITS
- 14** BRACKETS
- 15** COVER CAPS
- 16** ANCHORS
- 17** CONCRETE ACCESSORIES
- 18** DRIVE BITS

Dowels and Biscuits

Plastic Dowel

PRODUCT	LENGTH (A)	Ø (B)	QTY/BOX
MP9827	27 mm	8 mm	1000
MP9835	35 mm	8 mm	1000
9835	35 mm	8 mm	10000

Suggested Product(s):
30830 – Glue



Wood Biscuit

PRODUCT	DIMENSION	SIZE	QTY/BOX
CP90000	1/2" x 1-3/4"	00	100
CP90010	3/4" x 2-1/8"	10	100
CP90020	7/8" x 2-3/8"	20	100
90000	1/2" x 1-3/4"	00	1000
90010	3/4" x 2-1/8"	10	1000
90020	7/8" x 2-3/8"	20	1000


Suggested Product(s):
34705 – Glue



Beech Domino Tenon


PRODUCT	LENGTH	WIDTH	THICKNESS	QTY/BOX
FS495661	20 mm	17 mm	450	300
FS494938	30 mm	19 mm	300	190
FS494939	40 mm	20 mm	190	130
FS494940	40 mm	22 mm	130	100
FS494941	50 mm	22 mm	100	85
FS494942	50 mm	24 mm	85	450

FESTOOL



Flexible Plastic Biscuit for Miter Joints

PRODUCT	LENGTH	HEIGHT	QTY/BOX
CP224790	28 mm	50 mm	100



Other formats may be available at www.richelieu.com.

Dowels and Biscuits

Corrugated Fastener

PRODUCT	DIMENSIONS	QTY/BOX
CF38	3/8"	1000
CF38VP	3/8"	100

Brackets

90° Metal Brace



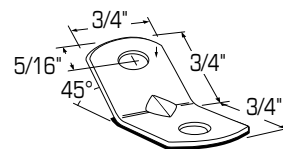
20-GAUGE				
PRODUCT	FINISH	DIMENSIONS	THICKNESS	QTY/BOX
CSR34BZVP*	Black	3/4" x 3/4" x 3/4"	0.036" to 0.041"	25
CSR34BZ	Black	3/4" x 3/4" x 3/4"	0.036" to 0.041"	3000
CSR34BPVP*	Brass	3/4" x 3/4" x 3/4"	0.036" to 0.041"	25
CSR34BP	Brass	3/4" x 3/4" x 3/4"	0.036" to 0.041"	3000
CSR34WVP*	White	3/4" x 3/4" x 3/4"	0.036" to 0.041"	50
CSR34WJ*	White	3/4" x 3/4" x 3/4"	0.036" to 0.041"	250
CSR34WB	White	3/4" x 3/4" x 3/4"	0.036" to 0.041"	4000
CSR34J*	Zinc	3/4" x 3/4" x 3/4"	0.036" to 0.041"	250
CSR34	Zinc	3/4" x 3/4" x 3/4"	0.036" to 0.041"	4000

* Screws included

18-GAUGE				
PRODUCT	FINISH	DIMENSIONS	THICKNESS	QTY/BOX
CP52130	White	3/4" x 3/4" x 3/4"	0.044" to 0.049"	100
MP52130	White	3/4" x 3/4" x 3/4"	0.044" to 0.049"	1000
CP5212G	Zinc	3/4" x 3/4" x 3/4"	0.044" to 0.049"	100
MP5212G	Zinc	3/4" x 3/4" x 3/4"	0.044" to 0.049"	1000

135° Metal Brace

PRODUCT	FINISH	DIMENSIONS	QTY/BOX
CP5202G	Zinc	3/4" X 3/4" X 3/4"	100
MP5202G	Zinc	3/4" X 3/4" X 3/4"	1000



1
ASSEMBLY
SCREWS

2
SCREWS
FOR HINGES,
DRAWER
SLIDES AND
HARDWARE

3
EURO
SCREWS

4
DRAWER
FRONT
ADJUSTERS

5
INSTALLATION
SCREWS

6
HANDLE
AND KNOB
SCREWS

7
POCKET-
HOLE
SCREWS

8
KREG
TOOLS

9
METAL
SCREWS

10
JOINT
FASTENERS

11
CONNECTORS

12
ASSEMBLY
FITTINGS

13
DOWELS
AND
BISCUITS

14
BRACKETS

15
COVER
CAPS

16
ANCHORS

17
CONCRETE
ACCESSORIES

18
DRIVE BITS

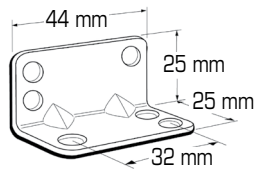
Other formats may be available at www.richelieu.com.

Brackets

Large 90° Metal Brace


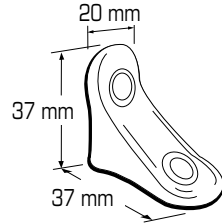
PRODUCT	FINISH	TYPE	DEPTH	CENTER TO CENTER	HEIGHT	LENGTH	QTY/BOX
CP52212	Steel	Brace	25 mm	32 mm	25 mm	44 mm	100
MP52212	Steel	Brace	25 mm	32 mm	25 mm	44 mm	1000
CP52230	White	Brace	25 mm	32 mm	25 mm	44 mm	100
MP52230	White	Brace	25 mm	32 mm	25 mm	44 mm	1000
CSR1134	Steel	Brace	25 mm	32 mm	25 mm	44 mm	1000
CSR1134VP	Steel	Brace	25 mm	32 mm	25 mm	44 mm	50
CSR1134W	White	Brace	25 mm	32 mm	25 mm	44 mm	1000
CSR1134J*	Steel	Brace	25 mm	32 mm	25 mm	44 mm	50

* Screws included




90° Metal Bracket

PRODUCT	FINISH	DIMENSIONS	QTY/BOX
CP67132G	Zinc	37 mm x 37 mm x 20 mm	100




Long Metal Bracket

PRODUCT	FINISH	DIMENSIONS H X W	QTY/BOX
50512	Plain Steel	3/4" x 3/4" x 5-1/2"	1
51212	Plain Steel	3/4" x 3/4" x 12"	1



Corner Brace

PRODUCT	FINISH	DIMENSIONS H X W	QTY/BOX
97X10B	Zinc	1" x 5/8"	20
97X15B	Zinc	1-1/2" x 5/8"	20
97X20B	Zinc	2" x 5/8"	20
97X25B	Zinc	2-1/2" x 5/8"	20
97X30B	Zinc	3" x 3/4"	20
97X40B	Zinc	4" x 7/8"	10



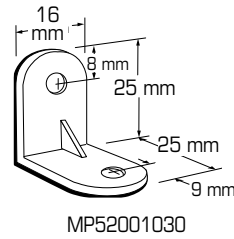
Other formats may be available at www.richelieu.com.

Brackets

90° Plastic Brace

PRODUCT	COLOR	DIMENSIONS	QTY/BOX
CP52001030*	White	1" x 1" x 5/8" (25 mm x 25 mm x 16 mm)	100
MP52001030*	White	1" x 1" x 5/8" (25 mm x 25 mm x 16 mm)	1000


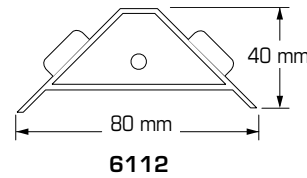

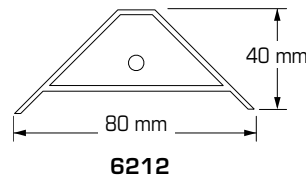
* Screws included



90° Plastic Corner Brace

Advantage: can be stapled, no screw required.

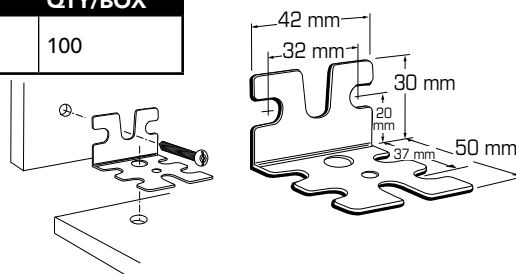
PRODUCT	COLOR	DIMENSIONS	QTY/BOX
6212	White	40 mm x 80 mm (1-5/8" x 3-3/16")	1000
6112	White	40 mm x 80 mm (1-5/8" x 3-3/16")	1000



90° Metal Brace

Sold by unit

PRODUCT	FINISH	DIMENSIONS	QTY/BOX
5322G	Zinc	30 mm x 50 mm x 42 mm (1-3/16" x 2" x 1-11/16")	100



Other formats may be available at www.richelieu.com.

1
ASSEMBLY
SCREWS

2
SCREWS
FOR HINGES,
DRAWER
SLIDES AND
HARDWARE

3
EURO
SCREWS

4
DRAWER
FRONT
ADJUSTERS

5
INSTALLATION
SCREWS

6
HANDLE
AND KNOB
SCREWS

7
POCKET-
HOLE
SCREWS

8
KREG
TOOLS

9
METAL
SCREWS

10
JOINT
FASTENERS

11
CONNECTORS

12
ASSEMBLY
FITTINGS

13
DOWELS
AND
BISCUITS

14
BRACKETS

15
COVER
CAPS

16
ANCHORS


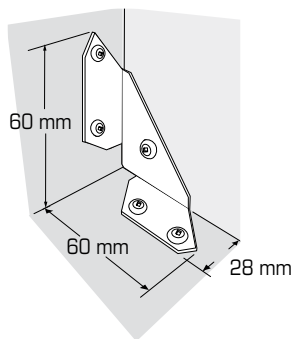
17
CONCRETE
ACCESSORIES

18
DRIVE BITS

Brackets

Metal Corner Brace


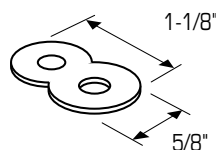
PRODUCT	FINISH	DIMENSIONS	QTY/BOX
CP87912	Zinc	60 mm x 60 mm (2-3/8" X 2-3/8")	100
87912	Zinc	60 mm x 60 mm (2-3/8" X 2-3/8")	500



Assembly Fitting

Sold by unit

PRODUCT	FINISH	DIMENSIONS	QTY/BOX
501272G	Zinc	5/8" x 1-1/8"	1000



Assembly Adjustable Washer

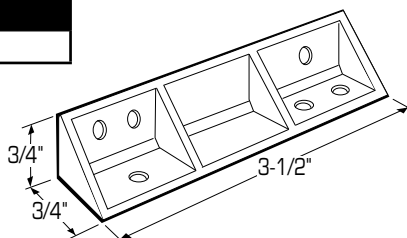
PRODUCT	FINISH	DIMENSIONS	QTY/BOX
91102G	Zinc	1-1/4" x 9/16"	10
911002G	Zinc	1-1/4" x 9/16"	100



Plastic Brace

Sold by unit

PRODUCT	COLOR	DIMENSIONS	QTY/BOX
169930	White	3/4" x 3-1/2"	1000



Other formats may be available at www.richelieu.com.

Brackets

Metal Bracket

18-GAUGE

PRODUCT	FINISH	DIMENSIONS	QTY/BOX
5282G	Zinc	3/4" x 2" x 3/4"	2000

Mending Plate

Mending plate to be used as reinforcement for flat surface joints.

18-GAUGE

PRODUCT	FINISH	DIMENSIONS	QTY/BOX
5262G	Zinc	1-1/2" x 3/4" x 2"	2000

Plastic Corner





- For furniture assembly

PRODUCT	FINISH	DIMENSIONS	QTY/BOX
MP903430	White	3/4" x 3/4" x 3/4"	1000

90° Plastic Bracket

PRODUCT	FINISH	DIMENSIONS	QTY/BOX
52012030	White	18 mm x 25 mm x 46 mm	1
CP52012030	White	18 mm x 25 mm x 46 mm	100

Other formats may be available at www.richelieu.com.



1
ASSEMBLY
SCREWS

2
SCREWS
FOR HINGES,
DRAWER
SLIDES AND
HARDWARE

3
EURO
SCREWS

4
DRAWER
FRONT
ADJUSTERS

5
INSTALLATION
SCREWS

6
HANDLE
AND KNOB
SCREWS

7
POCKET-
HOLE
SCREWS

8
KREG
TOOLS

9
METAL
SCREWS

10
JOINT
FASTENERS

11
CONNECTORS

12
ASSEMBLY
FITTINGS

13
DOWELS
AND
BISCUITS

14
BRACKETS

15
COVER
CAPS

16
ANCHORS

17
CONCRETE
ACCESSORIES

18
DRIVE BITS

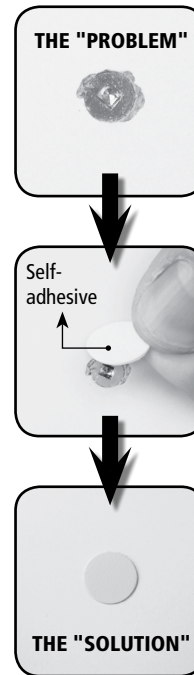
Cover Caps



PVC Cover Caps, Ø 9/16" - 14 mm (wood grain colors)

Sold by box

WOOD GRAIN COLORS	QTY/265	QTY/1040	QTY/1060	QTY/26000
American Maple	916115AM	-	-	-
Autumn Cherry	916115AC	-	916215AC	-
Beech	91611500	91621500	-	-
Bourbon Cherry	915115204	-	916215204	-
Clear Maple	916115340	-	916215340	-
Dark Cherry	916115765	-	-	-
Dark Mahogany	916115227	-	916215227	-
Fuji Cherry	-	-	916215438	-
Golden Cherry	916115521	-	-	-
Golden Oak	916115415	-	916215415	-
Hardrock Maple	916115992	-	916215992	916315992
Heritage Cherry	916115HT	-	-	-
Imperial Walnut	916115IM	-	-	-
Knotty Pine	91611513	-	91621513	-
Light Maple	916115LM	-	9162152095	-
Light Oak	916115LO	-	-	-
Mahogany/Walnut	916115385	-	-	-
Manitoba Maple	916115687	-	916215687	-
Medium Cherry	916115418	-	916215418	-
Natural Finish Oak	916115321	-	916215321	-
Medium Oak	916115383	-	-	-
Natural Cherry	916115408	-	916215408	-
Picker Oak	916115331	-	-	-
Prefinished MDF	-	-	916215MDF	-
Presidential Walnut	916115440	-	-	-
Red Mahogany	916115218	916215218	-	-
Renaissance Oak	916115749	916215749	-	-
Rosewood Oak	916115386	916215386	-	-
Select Cherry	916115428	-	916215428	-
White Maple	916115706	916215706	-	-



ALL ABOVE COVER CAPS ARE ALSO AVAILABLE IN OTHER COLORS AND SIZES BY SPECIAL ORDER

Other formats may be available at www.richelieu.com.

Cover Caps



PVC Cover Caps, Ø 9/16" - 14 mm (solid colors or metal)

Sold by box

PVC SOLID COLORS	QTY/265	QTY/1060	QTY/26000
Almond	91611540	91621540	91631540
Antique White	91611534	91621534	91631534
Black	91611590	91621590	-
Dark "Fog" Gray	916115100	916215100	-
Light "Folkstone" Gray	916115105	916215105	-
White	91611530	91621530	91631530
METAL COLOR	QTY/265	QTY/1040	
Brass	-	916215130	-
Brushed Chrome	916115195	916215195	-

Unlike other cover caps, these do not need to adhere perfectly to the screw for proper installation and do not require glue or caulking compound. They are available in several plain colors and in PVC or a variety of natural wood finishes that can be sanded and primed.

The finishing touch is a professional job. Fastcap is a self-adhesive cover cap made of durable PVC or unfinished/prefinished real wood veneers. It is available for a wide variety of applications from covering RTA fittings to trimming out plumbing cut-outs in sink cabinets.


Wood Cover Caps, Ø 9/16" - 14 mm

- Self-adhesive
- Natural wood finish
- Can be sanded
- Can be varnished

Sold by box

UNFINISHED WOOD	QTY/260	QTY/1040
Alder	91611566	91621566
Ash	91611507	-
Cherry	91611515	91621515
Mahogany	91611504	-
Mahogany	91611527	-
Maple	91611510	91621510
Natural Birch	91611547	91621547
Pecan	91611523	-
Picker Oak	91611533	91621533
Pine	91611554	91621554
Red Oak	91611505	91621505
Sapele	91611545	-
Teak	91611517	-
VG Fir	91611502	91621502
Walnut	91611538	91621538
White Birch	91611503	91621503
White Oak	91611506	91621506
PREFINISHED WOOD	QTY/260	QTY/1040
Cherry	91611515M5	-
Mahogany	91611504M5	91621504M5
Maple	91611510M5	91621510M5
Red Oak	91611505M5	-
Sapele	91611545M5	-
Teak	91611517M5	-
White Oak	91611506M5	-
White Birch	91611503M5	-
Yellow Pine	91611513M5	-

Other formats may be available at www.richelieu.com.




- 1**
ASSEMBLY SCREWS
- 2**
SCREWS FOR HINGES, DRAWER SLIDES AND HARDWARE
- 3**
EURO SCREWS
- 4**
DRAWER FRONT ADJUSTERS
- 5**
INSTALLATION SCREWS
- 6**
HANDLE AND KNOB SCREWS
- 7**
POCKET-HOLE SCREWS
- 8**
KREG TOOLS
- 9**
METAL SCREWS
- 10**
JOINT FASTENERS
- 11**
CONNECTORS
- 12**
ASSEMBLY FITTINGS
- 13**
DOWELS AND BISCUITS
- 14**
BRACKETS
- 15**
COVER CAPS
- 16**
ANCHORS
- 17**
CONCRETE ACCESSORIES
- 18**
DRIVE BITS

Cover Caps



PVC Cover Cap, Ø 11/16" - 18 mm (solid colors)

PRODUCT	PVC SOLID COLORS	QTY/BOX
91621840	Almond	720
91631840	Almond	18000
91621890	Black	720
916218100	Dark "Fog" Gray	720
916218105	Light "Folkstone" Gray	720
91621830	White	720
91631830	White	18000



• SELF-ADHESIVE

PVC Cover Caps, Ø 11/16" - 18 mm (wood grain)



PRODUCT	WOOD GRAIN COLORS	QTY/BOX
918215AM	American Maple	720
918215AC	Autumn Cherry	720
916218227	Dark Mahogany	720
916218FC	Fuji Cherry	720
916218992	Hardrock Maple	720
916218IM	Imperial Walnut	180
916218687	Manitoba Maple	720
916218383	Medium Oak	720
916218408	Natural Cherry	720
916218321	Natural Finish Oak	720
91618440	Presidential Walnut	720
916218428	Select Cherry	720
916218706	White Maple	720

PVC Cover Caps, Ø 25 mm - 1" (solid colors)

PRODUCT	PVC SOLID COLORS	QTY/BOX
91621090	Black	400
91621030	White	400
916210992	Hardrock Maple	400

Wooden Cover Cap, Ø 1-5/8" - 42 mm (wood grain)

PRODUCT	SPECIES (UNFINISHED)	QTY/BOX
916115803	Natural Birch	30



Other formats may be available at www.richelieu.com.

Cover Caps

Cover Caps Ø 9/16" - 14 mm Sample Assortments

- One sheet of each color or species



PRODUCT	DESCRIPTION	QTY/BOX
916215000	sample box, wood, Ø 9/16" - 14 mm	832
916215001	sample box, PVC, Ø 9/16" - 14 mm	2084
916215002	sample box, prefinished wood, Ø 9/16" - 14 mm	2084

FlushMount Drill Bit System™ for Cover Caps - 14 mm

The unique ball bearing stop collar controls the recess depth of the drill and allows the stop collar to stop spinning when it comes in contact with the surface.

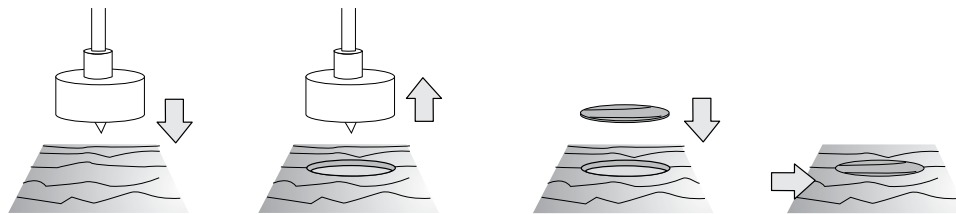




Great for:

- Countersinking Fastcaps
- Countersink PowerHead screws
- Recessing magnets

Sold by unit

PRODUCT	Ø	DESCRIPTION
916917	9/16"	FlushMount System with 9/16" cutter
916918	1/8"	Replacement pilot drill bit
918946	3/8"	Carbide Cutter
918947	18 mm	Carbide Cutter

LOADED WITH FEATURES !



Drill your board. The bit will stop when it reaches the right depth.

Insert your Ø15 mm screw plug. It will be flush with the surface, ready to be sanded as needed.

Punch/Drill Kit

Kit includes punch, drill bit, and SpeedTape for personalized Fastcaps.

- Use the FlushMount bit to countersink the screw hole
- Construct your cabinet with Powerhead screws
- Adhere your material to the SpeedTape
- Punch out exactly the number of Fastcaps you need
- Apply your new caps, flush with the surface

PRODUCT	QTY/BOX
918805	1



Other formats may be available at www.richelieu.com.

1
ASSEMBLY
SCREWS

2
SCREWS
FOR HINGES,
DRAWER
SLIDES AND
HARDWARE

3
EURO
SCREWS

4
DRAWER
FRONT
ADJUSTERS

5
INSTALLATION
SCREWS

6
HANDLE
AND KNOB
SCREWS

7
POCKET-
HOLE
SCREWS

8
KREG
TOOLS

9
METAL
SCREWS

10
JOINT
FASTENERS

11
CONNECTORS

12
ASSEMBLY
FITTINGS

13
DOWELS
AND
BISCUITS

14
BRACKETS

15
COVER
CAPS

16
ANCHORS

17
CONCRETE
ACCESSORIES

18
DRIVE BITS

Cover Caps

Punch Tool

Thanks to this punch tool you will be able to custom match your caps to the material you are using. Punch out exactly the number of Fastcaps you need. Great for one-off caps! Just adhere your material to the SpeedTape, and you're done!

- DO NOT USE ON PLASTIC LAMINATE

Sold by unit

PRODUCT	QTY/BOX
918806	1



Finishing Washer

Sold by box

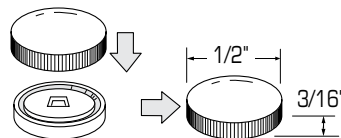
PRODUCT	FINISH	SIZE	QTY/BOX
FCN6J	Nickel	#6	1000
FCN6	Nickel	#6	30000
FCN8J	Nickel	#8	700
FCN8M1	Nickel	#8	1000
FCN8	Nickel	#8	20000
FCS8	Stainless Steel	#8	8000
FCN10M1	Nickel	#10	1000
FCN10	Nickel	#10	20000
FCN12	Nickel	#12	18000
FCN14	Nickel	#14	8000



Metal Cover Cap

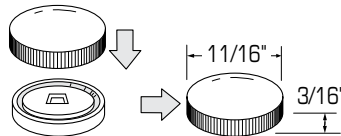
- 1/2" exterior diameter, for screws #6 and #8, kit of 2 pieces

PRODUCT	FINISH	Ø	QTY/BOX
CP66180	Nickel	1/2"	100
66180	Nickel	1/2"	400



- 11/16" exterior diameter, for screws #6 and #8, kit of 2 pieces

PRODUCT	FINISH	Ø	QTY/BOX
67180	Nickel	23/32"	200


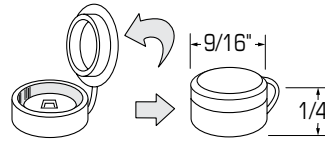


Other formats may be available at www.richelieu.com.

Cover Caps

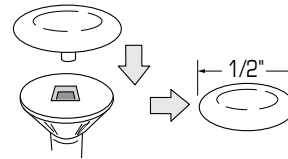
Plastic Cover Caps for Screws No. 6 to No. 10

PRODUCT	COLOR	Ø	QTY/BOX
CP72530	White	9/16"	100
MP72530	White	9/16"	1000
72530	White	9/16"	11000



Plastic Cover Caps for Square Drive Screws No. 6


PRODUCT	COLOR	Ø	QTY/BOX
PPCB6MR	Black	1/2"	25
PPCB6VP	Black	1/2"	50
PPCW6MR	White	1/2"	25
PPCW6VP	White	1/2"	50



Plastic Cover Caps for Square Drive Screws No. 8

PRODUCT	COLOR	Ø	QTY/BOX
CP750040	Almond	1/2"	100
CP750090	Black	1/2"	100
CP750060	Brown	1/2"	100
CP7500100	Dark Gray	1/2"	100
CP7500105	Light Gray	1/2"	100
CP750030	White	1/2"	100

PRODUCT	COLOR	Ø	QTY/BOX
MP750040	Almond	1/2"	1000
MP750090	Black	1/2"	1000
MP750060	Brown	1/2"	1000
MP750065	Caramel	1/2"	1000
MP7500100	Dark Gray	1/2"	1000
MP7500992	Hardrock Maple	1/2"	1000
MP7500105	Light Gray	1/2"	1000
MP750030	White	1/2"	1000


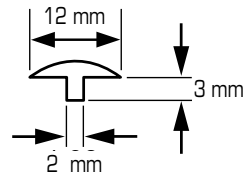


Other formats may be available at www.richelieu.com.

Cover Caps

Plastic Cover Caps for Phillips Drive Screws No. 2

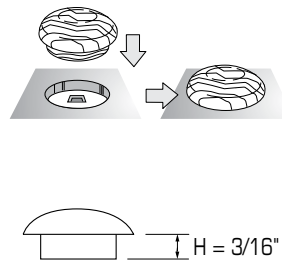
PRODUCT	COLOR	Ø X H X W	QTY/BOX
720030	White	2 mm x 3 mm x 12 mm	5000



Solid Wood Plug

• W = Plug diameter/H = Drilling depth/Ø = Drilling size

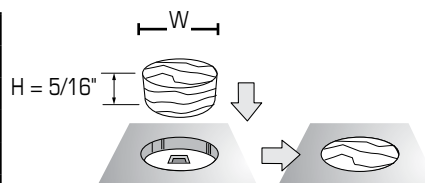
PRODUCT	SPECIES	W X H X Ø	QTY/BOX
CP150B15	Maple	1/2" x 3/16" x 3/8"	100
MP150B15	Maple	1/2" x 3/16" x 3/8"	1000
CP149B15	Maple	5/8" x 3/16" x 7/16"	100
MP149B150	Maple	5/8" x 3/16" x 7/16"	1000
CP151B15	Maple	5/8" x 3/16" x 1/2"	100
MP149B150	Maple	5/8" x 3/16" x 1/2"	1000
CP152C25	Oak	1/2" x 3/16" x 3/8"	100
MP152C25	Oak	1/2" x 3/16" x 3/8"	1000
CP153C25	Oak	5/8" x 3/16" x 1/2"	100
MP153C25	Oak	5/8" x 3/16" x 1/2"	1000



Solid Wood Screw Plug

• W = Plug diameter/H = Drilling depth

PRODUCT	SPECIES	W X H	QTY/BOX
MP156150	Maple	1/4" x 5/16"	1000
MP157150	Maple	5/16" x 5/16"	1000
MP159150	Maple	3/8" x 5/16"	1000
MP160150	Maple	1/2" x 5/16"	1000
MP159250	Oak	3/8" x 5/16"	1000
MP160250	Oak	1/2" x 5/16"	1000
BP112150	Maple	1-1/2" x 5/16"	25
BP001150	Maple	1" x 5/16"	25
BP001250	Oak	1" x 5/16"	25
BP112250	Oak	1-1/2" x 5/16"	25



Other formats may be available at www.richelieu.com.

Anchors



Snap-Toggle

Heavy-duty, adjustable Snap-Toggle bolt.

Application: For drywall, tile, plaster, and block.

- Finish: Ultra Seal, Yellow Zinc, and Plastic
- Screw Size: 10-24
- Load Capacity – Wall Mounted/Drywall: Max. 124 lbs
- Load Capacity – Wall Mounted/Concrete: Max. 199 lbs
- Load Capacity – Ceiling Mounted/Concrete: Max. 199 lbs
- Load Capacity – Ceiling Mounted/Drywall: Max. 60 lbs




PRODUCT	QTY/BOX
TGST316212VDC1	100
TGST316	1000
TGST316212VDJ*	20

*Includes #10-24 screw.

Wall-It

Self-drilling toggle bolt for drywall.

- Quick installation: no drilling
- High strength
- Vibration resistance
- Finish: zinc-plated
- Screw Size: 6-32
- Load Capacity – Wall Mounted/Drywall: Max. 55 lbs
- Load Capacity – Ceiling Mounted/Drywall: Max. 25 lbs



PRODUCT	QTY/BOX
WIT18212VVA*	20
WIT18212VJ	100
WIT18	800

*Includes #6-32 screw.


SnapSkru

Self-drilling expanding anchor for drywall. The quickest and easiest anchor to install.

- Finish: Plastic
- Screw Size: #8
- Load Capacity – Wall Mounted/Drywall: Max. 64 lbs



PRODUCT	QTY/BOX
TGSS8	5500
TGSS8VJ	70
TGSS8VVA	30



1
ASSEMBLY
SCREWS

2
SCREWS
FOR HINGES,
DRAWER
SLIDES AND
HARDWARE

3
EURO
SCREWS

4
DRAWER
FRONT
ADJUSTERS

5
INSTALLATION
SCREWS

6
HANDLE
AND KNOB
SCREWS

7
POCKET-
HOLE
SCREWS

8
KREG
TOOLS

9
METAL
SCREWS

10
JOINT
FASTENERS

11
CONNECTORS

12
ASSEMBLY
FITTINGS

13
DOWELS
AND
BISCUITS

14
BRACKETS

15
COVER
CAPS

16
ANCHORS

17
CONCRETE
ACCESSORIES

18
DRIVE BITS

Other formats may be available at www.richelieu.com.

Anchors

Alligator

All-purpose expandable anchor. The strongest anchor in concrete and solid walls. Rust-resistant screws.


Application: For drywall, tile, plaster, concrete, block, and brick.

- Load Capacity – Wall Mounted/Drywall: Max. 68 lb
- Load Capacity – Ceiling Mounted/Drywall: Max. 19 lb
- Load Capacity – Wall Mounted/Concrete: 280 lb
- Load Capacity – Ceiling Mounted/Concrete: 256 lb

PRODUCT	SCREW SIZE	QTY/BOX
TGA14	#6-8-10-12	1000
TGA14J	#6-8-10-12	75
TGA14VA	#6-8-10-12	30
TGA14VDJ	#6-8-10-12	75
TGA14VVA*	#6-8-10-12	30
TGA516	#8-10-12-14-1/4	1000
TGA516J	#8-10-12-14-1/4	50
TGA516VA	#8-10-12-14-1/4	20
TGA516VDJ**	#8-10-12-14-1/4	50
TGA516VVA**	#8-10-12-14-1/4	20

* Includes #8 X 1-1/2" rust-resistant screw.

** Includes #12 X 2" rust-resistant screw.



Other formats may be available at www.richelieu.com.

Concrete Accessories

Gator Hexagonal Concrete Screws

Gator drive screws are the optimal solution for a wide range of concrete, hollow block, or brick applications. Quick installation and high resistance to tearing and corrosion.

- Hi-low threads mechanically link to concrete or masonry
- Environmentally friendly, corrosion resistant blue coating
- Resist ACQ in pressure treated lumber
- Available in 3/16" and 1/4" diameters

Application: Wood furring strips, exterior insulation systems, electrical components (clips or boxes), hose reels, lighting fixtures.

DRIVE TYPE: HEX WITH SLOT

PRODUCT	DRILLING SIZE	Ø	SCREW LENGTH	HEAD SIZE	QTY/BOX
HCBL14114	3/16"	1/4"	1-1/4"	1/4"	3500
HCBL14114BDJ*	3/16"	1/4"	1-1/4"	1/4"	100
HCBL14114BDMX*	3/16"	1/4"	1-1/4"	1/4"	25
HCBL14134	3/16"	1/4"	1-3/4"	1/4"	2500
HCBL14134BDJ*	3/16"	1/4"	1-3/4"	1/4"	100
HCBL14134BDMX*	3/16"	1/4"	1-3/4"	1/4"	25
HCBL14214	3/16"	1/4"	2-1/4"	1/4"	2000
HCBL14214BDJ*	3/16"	1/4"	2-1/4"	1/4"	100
HCBL14214BDMX*	3/16"	1/4"	2-1/4"	1/4"	25
HCBL14234	3/16"	1/4"	2-3/4"	1/4"	1200
HCBL14234BDJ*	3/16"	1/4"	2-3/4"	1/4"	100
HCBL14234BDMX*	3/16"	1/4"	2-3/4"	1/4"	25
HCBL14314	3/16"	1/4"	3-1/4"	1/4"	1000
HCBL14314BDJ*	3/16"	1/4"	3-1/4"	1/4"	100
HCBL14314BDMX*	3/16"	1/4"	3-1/4"	1/4"	25
HCBL144	3/16"	1/4"	4"	1/4"	800
HCBL144BDJ*	3/16"	1/4"	4"	1/4"	100
HCBL144BDMX*	3/16"	1/4"	4"	1/4"	25
HCBL316114	5/32"	3/16"	1-1/4"	3/16"	4500
HCBL316114BDJ*	5/32"	3/16"	1-1/4"	3/16"	100
HCBL316114BDMX*	5/32"	3/16"	1-1/4"	3/16"	25
HCBL316134	5/32"	3/16"	1-3/4"	3/16"	3500
HCBL316134BDJ*	5/32"	3/16"	1-3/4"	3/16"	100
HCBL316134BDMX*	5/32"	3/16"	1-3/4"	3/16"	25
HCBL316214	5/32"	3/16"	2-1/4"	3/16"	2500
HCBL316214BDJ*	5/32"	3/16"	2-1/4"	3/16"	100
HCBL316214BDMX*	5/32"	3/16"	2-1/4"	3/16"	25
HCBL316234	5/32"	3/16"	2-3/4"	3/16"	2000
HCBL316234BDJ*	5/32"	3/16"	2-3/4"	3/16"	100
HCBL316234BDMX*	5/32"	3/16"	2-3/4"	3/16"	25
HCBL316314	5/32"	3/16"	3-1/4"	3/16"	1500
HCBL316314BDJ*	5/32"	3/16"	3-1/4"	3/16"	100
HCBL316314BDMX*	5/32"	3/16"	3-1/4"	3/16"	25
HCBL3164	5/32"	3/16"	4"	3/16"	1000
HCBL3164BDJ*	5/32"	3/16"	4"	3/16"	100
HCBL3164BDMX*	5/32"	3/16"	4"	3/16"	25

* Concrete drill bit Included

Other formats may be available at www.richelieu.com.



1
ASSEMBLY
SCREWS

2
SCREWS
FOR HINGES,
DRAWER
SLIDES AND
HARDWARE

3
EURO
SCREWS

4
DRAWER
FRONT
ADJUSTERS

5
INSTALLATION
SCREWS

6
HANDLE
AND KNOB
SCREWS

7
POCKET-
HOLE
SCREWS

8
KREG
TOOLS

9
METAL
SCREWS

10
JOINT
FASTENERS

11
CONNECTORS

12
ASSEMBLY
FITTINGS

13
DOWELS
AND
BISCUITS

14
BRACKETS

15
COVER
CAPS

16
ANCHORS

17
CONCRETE
ACCESSORIES

18
DRIVE BITS

Concrete Accessories

Gator Flat Head Concrete Screw

Gator drive screws are the optimal solution for a wide range of concrete, hollow block, or brick applications. Quick installation and high resistance to tearing and corrosion.


- Hi-low threads mechanically link to concrete or masonry
- Environmentally friendly, corrosion resistant blue coating
- Resist ACQ in pressure treated lumber
- Available in 3/16" and 1/4" diameters

Application: Wood furring strips, exterior insulation systems, electrical components (clips or boxes), hose reels, lighting fixtures.

DRIVE TYPE: QUADREX

PRODUCT	DRILLING SIZE	Ø	SCREW LENGTH	HEAD SIZE	QTY/BOX
FQCBL14114	3/16"	1/4"	1-1/4"	1/4"	3500
FQCBL14114BDJ*	3/16"	1/4"	1-1/4"	1/4"	100
FQCBL14114BDMX*	3/16"	1/4"	1-1/4"	1/4"	25
FQCBL14134	3/16"	1/4"	1-3/4"	1/4"	2500
FQCBL14134BDJ*	3/16"	1/4"	1-3/4"	1/4"	100
FQCBL14134BDMX*	3/16"	1/4"	1-3/4"	1/4"	25
FQCBL14214	3/16"	1/4"	2-1/4"	1/4"	2000
FQCBL14214BDJ*	3/16"	1/4"	2-1/4"	1/4"	100
FQCBL14214BDMX*	3/16"	1/4"	2-1/4"	1/4"	25
FQCBL14234	3/16"	1/4"	2-3/4"	1/4"	1200
FQCBL14234BDJ*	3/16"	1/4"	2-3/4"	1/4"	100
FQCBL14234BDMX*	3/16"	1/4"	2-3/4"	1/4"	25
FQCBL14314	3/16"	1/4"	3-1/4"	1/4"	1000
FQCBL14314BDJ*	3/16"	1/4"	3-1/4"	1/4"	100
FQCBL14314BDMX*	3/16"	1/4"	3-1/4"	1/4"	25
FQCBL144	3/16"	1/4"	4"	1/4"	800
FQCBL144BDJ*	3/16"	1/4"	4"	1/4"	100
FQCBL144BDMX*	3/16"	1/4"	4"	1/4"	25
FQCBL316114	5/32"	3/16"	1-1/4"	3/16"	4500
FQCBL316114BDJ*	5/32"	3/16"	1-1/4"	3/16"	100
FQCBL316114BDMX*	5/32"	3/16"	1-1/4"	3/16"	25
FQCBL316134	5/32"	3/16"	1-3/4"	3/16"	3500
FQCBL316134BDJ*	5/32"	3/16"	1-3/4"	3/16"	100
FQCBL316134BDMX*	5/32"	3/16"	1-3/4"	3/16"	25
FQCBL316214	5/32"	3/16"	2-1/4"	3/16"	2500
FQCBL316214BDJ*	5/32"	3/16"	2-1/4"	3/16"	100
FQCBL316214BDMX*	5/32"	3/16"	2-1/4"	3/16"	25
FQCBL316234	5/32"	3/16"	2-3/4"	3/16"	2000
FQCBL316234BDJ*	5/32"	3/16"	2-3/4"	3/16"	100
FQCBL316234BDMX*	5/32"	3/16"	2-3/4"	3/16"	25
FQCBL316314	5/32"	3/16"	3-1/4"	3/16"	1500
FQCBL316314BDJ*	5/32"	3/16"	3-1/4"	3/16"	100
FQCBL316314BDMX*	5/32"	3/16"	3-1/4"	3/16"	25
FQCBL3164	5/32"	3/16"	4"	3/16"	1000
FQCBL3164BDJ*	5/32"	3/16"	4"	3/16"	100
FQCBL3164BDMX*	5/32"	3/16"	4"	3/16"	25

* Concrete drill bit Included



Other formats may be available at www.richelieu.com.

Concrete Accessories

Concrete Drill Bit

PRODUCT	SHANK Ø	LENGTH	QTY/BOX
TMD532312NMK	5/32"	3-1/2"	5
TMD532512NMK	5/32"	5-1/2"	5
TMD316312NMK	3/16"	3-1/2"	5
TMD316512NMK	3/16"	5-1/2"	5


Masonry Drill Bit Set

- 9-piece flat shank drill bit set for masonry fastening systems/hex sleeve drive tools
- High-quality carbide tip for long life
- Flat shank prevents bit slippage
- Hex drive on bit fits into driver sleeve

Included Product(s):

- Power bits: P2 & P3
- Hex sockets: 0.79 cm (5/16") and 0.64 cm (1/4")
- Drill bits: 0.48 cm (3/16") and 3.9 cm (5/32")
- Drive sleeve
- Hex key

PRODUCT	QTY/BOX
BSTC900	1



- 1 ASSEMBLY SCREWS
- 2 SCREWS FOR HINGES, DRAWER SLIDES AND HARDWARE
- 3 EURO SCREWS
- 4 DRAWER FRONT ADJUSTERS
- 5 INSTALLATION SCREWS
- 6 HANDLE AND KNOB SCREWS
- 7 POCKET-HOLE SCREWS
- 8 KREG TOOLS
- 9 METAL SCREWS
- 10 JOINT FASTENERS
- 11 CONNECTORS
- 12 ASSEMBLY FITTINGS
- 13 DOWELS AND BISCUITS
- 14 BRACKETS
- 15 COVER CAPS
- 16 ANCHORS
- 17 CONCRETE ACCESSORIES

Other formats may be available at www.richelieu.com.

Drive Bits

Woodworker's Square Bits

With their rounded shafts for better wood maneuverability, these bits are perfect for cabinetmakers!

- Can be used with impact tools
- Color ring for easy selection
- Gun metal finish
- ACR 2 for better hold (where applicable)
- Compatible with professional standard bases
- Advanced coating, essential for the life of the tool

PRODUCT	SIZE	LENGTH	COMPATIBLE SCREWS	QTY/BOX
SDB01B	#0	1"	#3-4	5
SDB02B	#0	2"	#3-4	5
SDB03B	#0	3"	#3-4	5
SDB11J	#1	1"	#5-6-7	25
SDB11B	#1	1"	#5-6-7	5
SDB12J	#1	2"	#5-6-7	25
SDB12B	#1	2"	#5-6-7	5
SDB13J	#1	3"	#5-6-7	25
SDB13B	#1	3"	#5-6-7	5
SDB16J	#1	6"	#5-6-7	50
SDB16B	#1	6"	#5-6-7	5
SDB18B	#1	8"	#5-6-7	5
SDB21J	#2	1"	#8-9-10	25
SDB21B	#2	1"	#8-9-10	5
SDB22J	#2	2"	#8-9-10	25
SDB22B	#2	2"	#8-9-10	5
SDB23J	#2	3"	#8-9-10	25
SDB23B	#2	3"	#8-9-10	5
SDB26J	#2	6"	#8-9-10	50
SDB26B	#2	6"	#8-9-10	5
SDB28B	#3	8"	#8-9-10	5
SDB31J	#3	1"	#12-14	25
SDB31B	#3	1"	#12-14	5
SDB32J	#3	2"	#12-14	25
SDB32B	#3	2"	#12-14	5
SDB33J	#3	3"	#12-14	25
SDB33B	#3	3"	#12-14	5
SDB36B	#3	6"	#12-14	5

Woodworker's Magnetic Square Bits

PRODUCT	SIZE	LENGTH	COMPATIBLE SCREWS	QTY/BOX
SDMB13B	#1	3"	#5-6-7	5
SDMB23B	#2	3"	#8-9-10	5
SDMB23B	#3	3"	#12-14	5



Other formats may be available at www.richelieu.com.

Drive Bits

Impact Drive Bits

HEX DRIVE BITS (ALLEN KEY)

PRODUCT	SIZE	LENGTH	QTY/BOX
HDB43B	#4	3"	5
HDB53B	#5	3"	5
HDB63B	#6	3"	5

PHILLIPS DRIVE BITS

PRODUCT	SIZE	LENGTH	COMPATIBLE SCREWS	QTY/BOX
PDB13B	#1	3"	#5-6-7	5
PDB23B	#2	3"	#8-9-10	5

POZI DRIVE BITS

PRODUCT	SIZE	LENGTH	COMPATIBLE SCREWS	QTY/BOX
PZDB13B	#1	3"	#5-6-7	5
PZDB23B	#2	3"	#8-9-10	5
PZDB33B	#3	3"	#12-14	5

QUADREX DRIVE BITS

PRODUCT	SIZE	LENGTH	COMPATIBLE SCREWS	QTY/BOX
QDB11B	#1	1"	#5-6-7	5
QDB12B	#1	2"	#5-6-7	5
QDB21B	#2	1"	#8-9-10	5
QDB22B	#2	2"	#8-9-10	5
QDB31B	#3	1"	#12-14	5
QDB32B	#3	2"	#12-14	5

Other formats may be available at www.richelieu.com.



1
ASSEMBLY
SCREWS

2
SCREWS
FOR HINGES,
DRAWER
SLIDES AND
HARDWARE

3
EURO
SCREWS

4
DRAWER
FRONT
ADJUSTERS

5
INSTALLATION
SCREWS

6
HANDLE
AND KNOB
SCREWS

7
POCKET-
HOLE
SCREWS

8
KREG
TOOLS

9
METAL
SCREWS

10
JOINT
FASTENERS

11
CONNECTORS

12
ASSEMBLY
FITTINGS

13
DOWELS
AND
BISCUITS

14
BRACKETS

15
COVER
CAPS

16
ANCHORS

17
CONCRETE
ACCESSORIES

18
DRIVE BITS

Drive Bits

Torx Drive Bit


PRODUCT	SIZE	QTY/BOX
TDB203B	T20	1



Magnetic Bit Holder with Quick Release

Sold by unit

PRODUCT	REF.	SIZE	DESCRIPTION
MBH14278	A	1/4" x 2-7/8"	Magnetic
MBQR143	B	1/4" x 3"	Quick release



Magnetic Hexagonal Nut Setter

PRODUCT	SIZE	LENGTH	COMPATIBLE SCREWS	QTY/BOX
MD14134PK	1/4"	1-3/4"	#6-7-8	5
MDS16134PK	5/16"	1-3/4"	#10-12	5
MD38134PK	3/8"	1-3/4"	#14	5



Hanger Bolt Drivers

PRODUCT	SIZE	LENGTH	FOR THREAD	QTY/BOX
HBD12	1/2"	2"	1/2-13	1
HBD14*	1/4"	2"	1/4-20	1
HBD316	3/16"	2"	10-20	1
HBD516	5/16"	2"	5/16-18	1
HBD38	3/8"	2"	3/8-16	1

* 1/4" Hexagonal Shank



Other formats may be available at www.richelieu.com.

Drive Bits

Screwdriver Bit Extension

The screwdriver bit extension features an extended driver for hard to reach areas. It has an auto-locking, magnetic, and quick release bit holder. The sleeve around the shaft allows to hold and guide the extension more easily since the sleeve can be held in a still position as the shaft rotates inside of it.

PRODUCT	LENGTH	QTY/BOX
EBH6B	6"	1
EBH12B	12"	1

Angle Driver for Screwdrivers Bits

The Reliable Angle Driver allows contractors to drive screws and drill holes in tight, difficult work areas. This product is ideal for cordless drills and uses standard 1/4" hexagonal accessories. It has a durable all-metal housing and steel gears with ball bearing construction which allows this adapter to handle up to 235 in-lbs of torque. The compact design measures only 2" wide, allowing it to fit in tight spaces where work is difficult to perform. The convenient quick change chuck accepts standard 1/4" hexagonal drive accessories.

PRODUCT	QTY/BOX
ANGLEDRIVER	1

Screwdriver Magnetizer/Demagnetizer

PRODUCT	QTY/BOX
47838R	1



Richelieu Original Multi-Bit Driver (7 Bits/14 Tips)

PRODUCT	QTY/BOX
642004	1

Richelieu Ratcheting Driver (6 Bits/12 Tips)

PRODUCT	QTY/BOX
642005	1

Other formats may be available at www.richelieu.com.



1
ASSEMBLY
SCREWS

2
SCREWS
FOR HINGES,
DRAWER
SLIDES AND
HARDWARE

3
EURO
SCREWS

4
DRAWER
FRONT
ADJUSTERS

5
INSTALLATION
SCREWS

6
HANDLE
AND KNOB
SCREWS

7
POCKET-
HOLE
SCREWS

8
KREG
TOOLS

9
METAL
SCREWS

10
JOINT
FASTENERS

11
CONNECTORS

12
ASSEMBLY
FITTINGS

13
DOWELS
AND
BISCUITS

14
BRACKETS

15
COVER
CAPS

16
ANCHORS

17
CONCRETE
ACCESSORIES

18
DRIVE BITS

Drive Bits

Torx 20 Richelieu Screwdriver

PRODUCT	QTY/BOX
642104	1



Richelieu Pozidrive Screwdriver

PRODUCT	QTY/BOX
642101	1



Richelieu Square Drive Screwdriver


PRODUCT	SIZE	COMPATIBLE SCREWS	QTY/BOX
642105	#1	#5-6-7	1
642106	#2	#8-9-10	1



Other formats may be available at www.richelieu.com.

CUSTOM COVER CAP PUNCH KIT

DO YOU ONLY NEED A FEW COVER CAPS?
NEED THEM IN A CUSTOM COLOR?
MAKE YOUR OWN CUSTOM COLOR FASTCAPS.




The custom color punch kit is great for one-off caps. For use with .018 to .022 edgebanding and veneer. Not recommended for plastic laminate.



Kit includes:

- Hard shell case
- 3/8", 9/16" and 11/16" dies
- Hole punch tool
- Sample PowerHead screws
- 1" x 50' SpeedTape
- FlushMount drill bit

The finishing touch
for a professional job!



3 PRECISION DIES INCLUDED!



9/16"



11/16"



3/8"

DESCRIPTION	No.
CUSTOM COLOR PUNCH TOOL	918806
CUSTOM COLOR PUNCH TOOL/DRILL KIT	918805



1. Apply SpeedTape adhesive to the back of edgebanding or veneer




2. Use the Custom Color Punch Tool to cut desired cap size



3. Drill a hole with the FlushMount drill bit to countersink the screw



4. Insert PowerHead Screw



5. Place the custom cover cap over screw



SCREWS & FASTENERS

For all your project needs, see Richelieu's vast selection of screws and fasteners.



FINISHING WASHER



ASSEMBLY FITTING



JCB-A BOLT



BREAK-AWAY SCREW




D NUT



90° METAL BRACE



CONFIRMAT SCREW



CONNECTOR

CANADA Tel.: 1 800 361-6000 · Fax.: 1 800 363-0193

- | | | | |
|---|-----------------------------------|---|--|
| ALBERTA
Calgary
Edmonton | NEW BRUNSWICK
Moncton | ONTARIO
Barrie
Kitchener
Mississauga
Ottawa
Sudbury
Thunder Bay
Toronto | QUEBEC
Laval
Montréal
Québec |
| BRITISH COLUMBIA
Kelowna
Vancouver
Victoria | NEWFOUNDLAND
St. John's | SASKATCHEWAN
Regina
Saskatoon | |
| MANITOBA
Winnipeg | NOVA SCOTIA
Halifax | | |

UNITED STATES Tel.: 1 800 619-5446 · Fax.: 1 800 876-7454

- | | | | |
|--|--------------------------------|--|--|
| CONNECTICUT
Hartford | ILLINOIS
Chicago | NEW JERSEY
Lincoln Park | SOUTH CAROLINA
Greenville |
| FLORIDA
Dania Beach
Hialeah
Jacksonville
Orlando
Pompano Beach
Riviera Beach
Sarasota
Tampa | INDIANA
Indianapolis | NEW YORK CITY
Long Island
New York | TENNESSEE
Memphis
Nashville |
| GEORGIA
Atlanta
Savannah | KENTUCKY
Louisville | NEW YORK - UPSTATE
Buffalo
Syracuse | TEXAS
Dallas
Houston |
| | MAINE
Portland | NORTH CAROLINA
Charlotte
Greensboro | WASHINGTON
Seattle |
| | MASSACHUSETTS
Boston | OHIO
Cincinnati | |
| | MICHIGAN
Detroit | | |

