

# POWER TOOLS

**AIR & CORDLESS TOOLS**

**DRILLS & GRINDERS**

**POWER HAMMERS & HEAT GUNS**

**IMPACT WRENCHES**

**LAMINATE TRIMMERS**

**DRILL PRESSES & MULTI-CUTTERS**

**NIBBLERS & PLANERS**

**JOINTERS & POLISHERS**

**ROTARY TOOLS & ROUTERS**

**SANDERS & POWER SAWS**

**SCREWGUNS & ELECTRIC SHEARS**

**SANDING ACCESSORIES**

**POWER TOOL ACCESSORIES**

**DUST COLLECTORS & LATHES**



**ALASKA INDUSTRIAL  
HARDWARE**  
A BSNC  
COMPANY



**GENERAL HARDWARE  
DISTRIBUTORS**  
A BSNC  
COMPANY

**253**





## Drill/Driver Kits 8V — Cordless



1/4" hex driver with gyroscope technology twist activation for variable speed and direction. Adjustable 2-position handle. 3-LED lights and 8V AX battery pack. Includes 2-batteries, charger, and carry case.

Mfg. No.	Order No.	RPM	Torque In.-Lbs
DCF680N2	DWTDCF680N	0-430	23

## Drill Driver/Impact Driver Kits 12V — Cordless



**DCD710** 12V MAX\* 3/8" drill driver features a two speed transmission with a maximum RPM of 1500 and offers 220 in.-lbs. of torque.

**DCF815** 12V MAX\* 1/4" impact driver features three LED lights to provide visibility without shadows. 950 in.-lbs. of torque for maximum power. Includes: Two 12V Lithium-Ion batteries, fast charger, bit tip, 2 belt hooks, and contractor bag.

Mfg. No.	Order No.	Battery Type
DCK211S2	DWT20406	12V MAX* Lithium-Ion

## Drill Drivers/Reciprocating Saws 12V — Cordless



**DCD710** 12V MAX\* 3/8" drill driver features a two speed transmission with a maximum RPM of 1500 and offers 220 in.-lbs. of torque.

**DCS310** 12V MAX\* reciprocating saw features variable speed trigger with 0 – 2700 SPM. 9/16" stroke length. Features keyless lever-action blade clamp, pivoting shoe and LED light. Includes: Two 12V MAX\* batteries, fast charger, belt hook, 4" 6 TPI wood cutting blade, 4" 18 TPI metal cutting blade and kit bag.

Mfg. No.	Order No.	Battery Type
DCK212S2	DWT21220	12V MAX*



## Drill Driver Kits 12V — Cordless



3/8" cordless lightweight design fits into tight areas. LED lights dark areas. Features two-speed transmission. Includes: Two 12V MAX\* Lithium-Ion batteries, one 40-minute charger, belt clip, and contractor bag.

Mfg. No.	Order No.	RPM	Torque In.-Lbs.
DCD710S2	DWT20401	0 – 1500	220

## Impact Driver Kits 12V — Cordless



1/4" cordless lightweight design fits in small areas. Three LED lights provide visibility without shadows. One-handed loading 1/4" hex chuck accepts 1" bit tips. Includes: Two 12V MAX\* Lithium-Ion batteries, one 40-minute charger, bit tip, belt hook, and contractor bag.

Mfg. No.	Order No.	RPM	IPM	Torque In.-Lbs.
DCF815S2	DWT20404	0 – 2450	0 – 3400	950

## Impact Wrench Kits 12V — Cordless



3/8" cordless lightweight design fits into tight areas. Three LED lights provide visibility without shadows. 3/8" hog ring anvil and fast socket changing ability. Includes: Two 12V MAX\* Lithium-Ion batteries, one 40-minute charger, and contractor bag.

Mfg. No.	Order No.	RPM	IPM	Torque In.-Lbs.
DCF813S2	DWT20403	0 – 2450	0 – 3400	1150



## Inspection Camera Kits 12V — Cordless



17mm camera head diameter. Removable wireless screen. SD card features photo and video documentation. 3X zoom capability. Waterproof camera cable, 12V Lithium-Ion battery pack, fast charger, hook, magnet, and kit box.

Mfg. No.	Order No.	Screen Dim. In.	Res. DPI	Cable Lgth. Ft.
DCT410S1	DWT23131	3-1/2	320 x 480	3

## Camera Extension Cables



Waterproof cable extends reach of inspection cameras. For use with DCT410, DCT411, DCT412.

Mfg. No.	Order No.	Lgth. In.
DCT4103	DWTDCT4103	3

## LED Worklights 12V — Cordless



Bright LED output. Powerful magnet and kick stand allow hands free use in multiple placements. Head rotates 360° and pivots. TOOL ONLY.

Mfg. No.	Order No.	Lumens
DCL510	DWT20407	130





## Tool Combo Kits 12V — Cordless



**2410-20:** 3/8" drill driver delivers 275 in.-lbs. of torque and 0 – 400/0 – 1500 RPM.

**2450-20:** 1/4" hex impact driver delivers 850 in.-lbs. of torque and 0 – 2000 RPM for fast driving.

**2420-20:** Hackzall™ reciprocating saw delivers 0 – 3000 SPM. 1/2" stroke length. 11" tool length for cutting in tight spaces.

**49-24-0145:** Worklight features 90° rotating head and integrated magnet for hands-free use.

Includes: Two M12™ REDLITHIUM™ battery packs, 30-minute charger, two Hackzall™ blades and contractor bag.

Mfg. No.	Order No.	Battery Type
2498-24	MIL2498-24	12V Lithium-Ion

## Hammer Drill/Driver/Impact Driver Kits 12V — Cordless



**2411-20:** 3/8" hammer drill/driver delivers 0 – 400/0 – 1500 RPM, 0 – 22,500 BPM and 275 in.-lbs. of torque. Features 2-speed gear box, on-board fuel gauge and built-in LED light.

**2450-20:** 1/4" hex impact driver delivers 0 – 2000, RPM, 0 – 3000 IPM and 850 in.-lbs. of torque. Features battery fuel gauge and built-in LED light. Includes: Two M12™ RED LITHIUM™ batteries, 30-minute charger and contractor bag.

Mfg. No.	Order No.	Battery Type
2497-22	MIL2497-22	12V Lithium-Ion



## Saw Kits 12V — Cordless



**2450-20:** 1/4" hex impact driver delivers 850 in.-lbs. of torque, 0 – 2000 RPM, and 0 – 3000 IPM. Features a battery fuel gauge and built-in LED light.

**2420-20:** Hackzall™ reciprocating saw delivers 0 – 3000 SPM with a 1/2" stroke length. Features variable speed trigger, battery fuel gauge, and built-in LED light.

Includes: Two 12V Lithium-Ion battery packs, 30-minute charger, two Hackzall™ blades, and contractor bag.

Mfg. No.	Order No.	Battery Type
2491-22	MIL2491-22	12V Lithium-Ion

## Rotary Tool Kits 12V — Cordless



Grinder style exhaust ports and protected front bearing deliver up to 10X the tool life. 1/8" collet is compatible with all current rotary tool accessories. Includes M12™ REDLITHIUM™ battery, 30-minute charger, five cutting wheels, mandrel and wrench.

Mfg. No.	Order No.	RPM	OAL In.
2460-21	MIL2460-21	5000 – 32,000	9-1/2



## SDS Rotary Hammer Kits 12V — Cordless



Electro-pneumatic mechanism easily drills holes in poured concrete and masonry. Compact, lightweight design with 2-mode operation for maximum versatility. REDLINK™ Intelligence provides overload protection, while REDLITHIUM™ Battery Technology increases run time. LED Light helps illuminate dark work areas. Kit includes rotary hammer, 2-lithium batteries, and carrying case.

Mfg. No.	Order No.	Bit Cap. In.	RPM	BPM
2416-22	MIL2416-22	5/8	0-900	0-6,200

## Multimedia Inspection Cameras 12V — Cordless



Features 2GB memory card records 90-minutes of audio/video or 7600 photos, USB cable for downloading files to computer, integrated microphone and speaker, 4X zoom, 4X LED brightness control, and auto shut-off. 320 x 420 display resolution with 0.7" camera head diameter.

Mfg. No.	Order No.	LCD Display In.	Runtime Hrs.
2311-21	MIL2311-21	3-1/2	12



## Inspection Cameras 12V — M-SPECTOR 360™



Screen rotates 360° for image control. Optimized LCD digital image and large screen. 640 x 480 digital image sensor. 4-surround LED lights for brightness without shadow or glare. Flexible cable with aluminum head. TOOL ONLY.

Mfg. No.	Order No.	LCD Display In.	Charge Time Mins.
2313-20	MIL2313-20	2.7	30

## Camera Extension Cables M-Spector™



Durable, waterproof construction. For use with 2311-21 & 2312-21.

Mfg. No.	Order No.	Lgth. Ft.
48-53-0141	MIL53-0141	3

## Multi-Tool Kits 12V — Cordless



All metal gear case, metal interface with 8 cogs for 360° rotation, 12-speed setting for multi-uses and adjustment. Powerful motor provides high-quality performance for cutting grinding, sanding, and scraping. Includes: Adapter, wood cutting blade, sanding pad, five sanding sheets, two 12V Lithium-Ion batteries, 1-hour charger, and contractor bag.

Mfg. No.	Order No.	OPM	Lgth. In.
2426-22	MIL2426-22	5000 – 20,000	10-7/8



## Sub-Compact Bandsaw Kits 12V — Cordless



Cuts through 3/4" EMT in 3 seconds, delivers 150+ cuts per charge using XC battery. 1-5/8" x 1-5/8" cutting capacity. Variable speed trigger, blade tensioning adjustment, LED light highlights cut line and meets OSHA guarding requirements. 12V XC Lithium-Ion battery, 30-minute charger, 3-pk. portable bandsaw blades and carry case.

Mfg. No.	Order No.	SFPM	Blade Lgth. In.
2429-21XC	MIL2429-21	280	27

## Reciprocating Saws 12V — Cordless



Hackzall™ keyless QUICK-LOK™ blade clamp for blade changes, variable speed trigger, battery fuel gauge, and built-in LED light. 11" tool length. Accepts Hackzall™ and Sawzall™ blades. Two Hackzall™ blades included. TOOL ONLY.

Mfg. No.	Order No.	SPM	Stroke Lgth. In.
2420-20	MIL2420-20	0 – 3000	1/2

## Right Angle Drill/Drivers 12V — Cordless



Features 3/8" single sleeve ratcheting chuck, 3-3/4" head length, extended paddle switch, 11 clutch settings, built-in LED light, and battery fuel gauge. TOOL ONLY.

Mfg. No.	Order No.	RPM	Torque In.-Lbs.
2415-20	MIL2415-20	800	100



## Impact Drivers 12V FUEL™ — Cordless



compact for maneuverability. Drive Control™ technology for variable power speed, precision work in heavy duty applications. RedLithium™ 2.0 battery technology and Redlink Plus™ Intelligence for optimized run time and overload protection. Powerstate™ brushless motor for maximum sustained torque. TOOL ONLY.

Mfg. No.	Order No.	RPM	IPM	Torque In.-Lbs.
2453-20	MIL2453-20	0 - 2650	0 - 550	1200

## Drill Drivers 12V FUEL™ — Cordless



Lightweight drill driver with powerstate brushless motor for sustained torque. RedLithium™ battery and Redlink Plus™ Intelligence for optimized performance, run time, and overload protection. On-board fuel gauge monitors charge. Built in LED work-light illuminates dark areas. Contoured soft grip for comfort with prolonged use. TOOL ONLY.

Mfg. No.	Order No.	RPM	Torque In.-Lbs.
2403-20	MIL2403-20	0-460/0-1700	325

## Copper Tubing Cutters 12V — Cordless



Features close quarter rotating cutting head to cut in confined spaces, automatic adjustment from 3/8" – 1", auto locking mechanism, water resistant sealed metal cutter head, battery fuel gauge, and built-in LED light. TOOL ONLY.

Mfg. No.	Order No.	RPM	Cap. In. OD
2471-20	MIL2471-20	500	1/2 – 1-1/8







## PVC Shears 12V — Cordless



Ultra sharp blade eliminates burrs and shavings. Quick return mechanism saves time when making repetitive cuts. Offset blade facilitates cutting of PVC in walls, close to walls, or in the ground. Stainless steel reinforced blade and aluminum jaw is resistant to impact, water, and rust. Variable speed trigger delivers controlled cuts regardless of temperature. TOOL ONLY.

Mfg. No.	Order No.	Torque In. -Lbs.	Cut Cap. O.D. In.
2470-20	MIL2470-20	1900	2-3/8

## Jigsaws 12V — Cordless



Hybrid Grip™ design brings grip closer to material. Quick-Lok™ T-shank blade clamp and tool free 45° bevel capacity with positive lock at 90°. LED light and fuel gauge. 10-TPI woodcutting T-shank jigsaw blade, anti-splintering insert and non-marring shoe. TOOL ONLY.

Mfg. No.	Order No.	SPM	Stroke Lgth. In.
2445-20	MIL2445-20	0 – 2800	3/4

## Cordless Ratchets 12V — 3/8" Drive



Compact, portable ratchet. REDLITHIUM™ battery technology and REDLINK™ intelligence. On-board fuel gauge monitors charge for less downtime on the job. Built-in LED light illuminates work surfaces. TOOL ONLY.

Mfg. No.	Order No.	RPM	Torque Ft. -Lbs.
2457-20	MIL2457-20	0-250	35



## Polishers/Sanders 12V — Variable Speed



M12™ polisher/sander. 5-pc accessory pack includes 3" polishing backing pad, 2" sanding backing pad, wool pad, yellow foam pad, and white foam pad. TOOL ONLY.

Mfg. No.	Order No.	RPM	Lgth. In.
2438-20	MIL2438-20	0-8300/0-2.800	5

## LED Spotlights 12V — Cordless



Impact resistant lens with gasketed rubber cap protects from moisture and dust ingress up to 6ft. Durable for protection against impacts. Reflector produces narrow center beam with wide peripheral beam. Dual function trigger allows for momentary lock-on use. LED spotlight BARE TOOL ONLY.

Mfg. No.	Order No.	Lumen
2353-20	MIL2353-20	400/750/800

## Jobsite Speaker M12 — Cordless



Bluetooth® Connectivity with portable electronic devices up to 30ft away. Premium Speaker with integrated Bass Port delivers loud, clear sound at all volumes. Jobsite Durability with Rugged Overmold and Metal Speaker Grill to withstand drops, water and debris. 2.1A USB Charger for all portable electronic devices. 3.5mm Aux In Port for wired playback (cable not included). Integrated Loop for easy hanging and transport.

Mfg. No.	Order No.	Dim. In.
2592-20	MIL2592-20	7 W x 8-1/2 H x 4 D



## 6 Tool Combo Kits 18V — Cordless



**DCD950** hammerdrill with patented 3-speed all-metal transmission and 1/2" self-tightening chuck delivers 0 – 500/0 – 1250/0 – 2000 RPM, 0 – 850/0 – 21,250/0 – 34,000 BPM, and has a LED worklight.

**DC390** circular saw with 6-1/2" carbide blade can cut 2x4's at a 45° angle in a single pass and delivers 3700 RPM.

**DC385** reciprocating saw has a 1-1/8" stroke length, 0 – 3000 SPM, and 4-position blade clamp. Keyless blade clamp for easy blade changes.

**DC825** 1/4" impact driver with 1,330 in.-lbs. of maximum torque, 0 – 2400 RPM, and 0 – 2700 IPM.

**DC411** cut-off tool with 6,500 RPM provides high power for cutting and grinding applications.

**DW919** 18V flexible floodlight provides hands-free use; runs up to 3 hours.

Includes: Two 18V XRP™ batteries, 1-hour charger, 360° side handle, carbide tipped blade, type 1 guard and wheel, wrench, backing flange, 2-position side handle, and contractor bag.

Mfg. No.	Order No.	Battery Type
DCK655X	DWTDC655X	18V XRP™ Ni-Cad

## Hammerdrills/Reciprocating Saw Kits 18V — Cordless



**DCD950** hammerdrill with patented 3-speed all-metal transmission and 1/2" self-tightening chuck delivers 0-500/0-1250/0-2000 RPM, 0-850/0-21,250/0-34,000 BPM, and has a LED worklight.

**DC385** reciprocating saw has a 1-1/8" stroke length, 0-3000 SPM, and 4-position blade clamp. Keyless blade clamp for easy blade changes.

Includes: Two 18V XRP™ batteries, 1-hour charger, 360° side handle and contractor bag.

Mfg. No.	Order No.	Battery Type
DCK251X	DWTDC251X	18V XRP™ Ni-Cad



## Drill/Driver Kits 18V — Cordless



Patented 3-speed all metal transmission. Heavy duty 1/2" ratcheting chuck helps prevent bits from slipping and falling out. LED worklight provides increased visibility in confined spaces. 2 clutch settings and 3-speed settings. Includes: Two 18V XRP™ batteries, 1-hour charger, 360° side handle, and kit box.

Mfg. No.	Order No.	RPM
DCD940KX	DWTD940KX	0 – 500 0 – 1250 0 – 2000

## Impact Driver Kits 18V — Cordless



1/4" hex shank. Compact design with anti-slip comfort grip. Durable magnesium gear case and all metal transmission. Heavy duty impact directs torque without kickback. Includes: Two 18V XRP™ batteries, 1-hour charger, and kit box.

Mfg. No.	Order No.	RPM	IPM	Torque In.-Lbs.
DC825KA	DWTD825KA	0 – 2400	0 – 2700	1330

## Hammerdrill/Drill/Drivers 18V — Cordless



Patented 3-speed all metal transmission. Heavy duty 1/2" self-tightening chuck for superior bit gripping strength. LED lights dark spaces. 360° side handle. TOOL ONLY.

Mfg. No.	Order No.	RPM	BPM
DCD950B	DWTD950B	0 – 500 0 – 1250 0 – 2000	0 – 8500 0 – 21,250 0 – 34,000



## Impact Drivers 18V — Cordless



1/4" hex impact driver features textured anti-slip comfort grip, durable magnesium gear case and an all metal transmission for extended durability. Heavy duty impacting mechanism directs torque to fastener without kickback. TOOL ONLY.

Mfg. No.	Order No.	RPM	IPM	Torque In.-Lbs.
DC825B	DWTD825B	0 – 2400	0 – 2700	1330

## Impact Wrenches 18V — Cordless



3/8" square drive with hog ring retention. Compact size with textured anti-slip comfort grip. Durable magnesium gear case and all metal transmission. Heavy duty impacting mechanism directs torque to fastener without kickback. TOOL ONLY.

Mfg. No.	Order No.	RPM	IPM	Torque In. – Lbs.
DC823B	DWTD823B	0 – 2400	0 – 2700	1500

## Impact Wrenches 18V — Cordless



1/2" hog ring anvil to easily change sockets. Rocker switch design. Durable magnesium gear case. All metal transmission for extended durability. Heavy duty impacting mechanism directs torque to fastener without kickback. TOOL ONLY.

Mfg. No.	Order No.	RPM	IPM	Torque Ft.-Lbs.
DW059HB	DWTDW059HB	1650	2600	300



## Portable Bandsaws 18V — Cordless



2-1/2" cut capacity cuts up to 2" SCH 4 pipe. Integrated hang hook allows user to hang saw. Features dual bearing blade guide rollers and ergonomic soft grip back handle. TOOL ONLY.

Mfg. No.	Order No.	FPM	Blade Lgth. In.	OAL In.
DCS370B	DWTD370B	570	32-7/8	15

## Swivel Head Shears 18V — Cordless



Head swivels 360°. Cuts 7/32" strip which continuously curls out of cutting area providing consistent and accurate cuts. 5.5" minimum cutting radius. Includes blade wrench. TOOL ONLY.

Mfg. No.	Order No.	Steel Cap. Ga.	SPM
DC490B	DWTD490B	18	0 – 2300

## Cut-Off Tools 18V — Cordless



Features trigger switch with lock-off button, 2-position side handle and quick change wheel release. 5/8"-11 spindle thread. Includes type 1 guard, wrench, two matched flanges and 2-position side handle. TOOL ONLY.

Mfg. No.	Order No.	RPM
DC411B	DWTD411B	6500





## Circular Saws 18V — Cordless



Features high strength magnesium shoe and upper guard for increased durability and fan-cooled motor with replaceable brushes. 0 – 50° bevel capacity. 1-5/8" depth of cut @ 45° and 2-1/4" @ 90°. 5/8" arbor size. Includes carbide tipped blade and blade wrench. TOOL ONLY.

Mfg. No.	Order No.	RPM	Blade Dia. In.
DC390B	DWTD390B	3700	6-1/2

## Jigsaws 18V — Cordless



All metal, lever action keyless blade change allows for quick and easy blade changes. All metal keyless shoe bevel with detents at 0°, 15°, 30°, and 45° provides versatility for easy bevel cutting. Four-position orbital action provides control of cut quality and speed. Adjustable dust blower keeps line of cut clear of chips. Variable speed for versatility in a multitude of materials and applications. Anti-slip comfort grip for increased comfort and control. TOOL ONLY.

Mfg. No.	Order No.	SPM	Stroke Lgth. In.
DC330B	DWTD330B	0 – 3000	1

## Reciprocating Saws 18V — Cordless



Four-position blade clamp for flush cutting and versatility. Lever action keyless blade clamp for quick blade changes. Anti-slip comfort grip. Pivoting adjustable shoe with open top for maximum visibility. TOOL ONLY.

Mfg. No.	Order No.	SPM	Stroke Lgth. In.
DC385B	DWTD385B	0 – 3000	1-1/8



## 18V — Cordless



Cuts quickly and easily through drywall, plywood, ceramic tile, plexiglas, cement board, countertops, acoustical ceiling tile and more. Features tool-free bit changes, slim body design, a dust sealed switch, and an adjustable guide. Compatible with the DEWALT 18V system and works with all 18V DEWALT batteries. TOOL ONLY.

Mfg. No.	Order No.	RPM
DC550B	DWTD550B	26,000

## Wet/Dry Vacuums 18V — Cordless



Dual cleanup modes with either front utility nozzle or extendable rubber hose. Gore™ HEPA wet/dry filter traps 99.97% of dust at 0.3 microns. Washable filter. Easily accessible large on/off switch. TOOL ONLY.

Mfg. No.	Order No.	Hose Dia. In.	Gal.
DC515B	DWTD515B	1-1/4	1/2

## Worksite Charger/Radios Cordless



1-hour charger for 7.2V – 18V battery packs. Runs off 7.2V – 18V batteries or AC power. Features AM/FM digital tuner with LCD display, built-in clock, and 15 station memory presets. High efficiency weather resistant speakers with dual bass ports. Auxiliary port allows connection to CD players, MP3 players, and portable satellite receivers with an audio cable.

Mfg. No.	Order No.	Radio Output dB
DC012	DWTD012	79



## Magnetic Drill Kits M18 FUEL™ — 1-1/2" Cordless



POWERSTATE™ Brushless Motor: Delivers maximum power and provides up to 2x longer motor life. Self-Powered Magnet Base Operates Independently of Power Source and Delivers up to 2,000 lbs. of Holding Force. 1-1/2" Annular Cutter Capacity 1/2" Twist Bit Capacity. 2 Speed Gear Box: 400/690 RPM. Includes 2 REDLITHIUM™ XC5.0 batteries provide over (40) 13/16" holes in 1/4" steel

Mfg. No.	Order No.	RPM	Stroke Lgth. In.	Annular - Twist Bit Cap. In.
2787-22	MIL2787-22	400/690	5-3/4	1-1/2 - 1/2

## 4 Tool Combo Kits 18V — Cordless



Includes: (1) 1/2" Hammer Drill/Driver (2704-20); (1) SAWZALL® Reciprocating Saw (2720-20); (1) LED Work Light (2735-20); (1) 1/4" Hex Impact Driver (2753-20); (2) REDLITHIUM™ Extended Capacity Battery Pack (48-11-1850); (1) Multi-Voltage Charger (48-59-1812); (2) Belt Clip; (2) Bit Holder; (1) Contractor Bag; (1) SAWZALL® Blade; (1) Side Handle

Mfg. No.	Order No.	Desc.
2896-24	MIL2896-24	18V Lithium-Ion



## Hammer Drill/Driver Kits 18V — Cordless



Includes: 1/2" Hammer Drill/Driver (2706-20); (1) 1/4" Hex Impact Driver (2757-20); (2) Extended Capacity Battery Pack (48-11-1850); (1) Multi-Voltage Charger (48-59-1812); (2) Belt Clip; (2) Bit Holder; (1) Side Handle; (1) Carrying Case

Mfg. No.	Order No.	Desc.
2796-22	MIL2796-22	2Pc. One-key kit

## Hammer Drill/Driver Kits 18V FUEL™ — Cordless



2704-20: 1/2" Hammer drill delivers up 1200in. lbs. of torque and up to 2000RPM.

2753-20: 1/4" Impact driver has 1800in.-lbs. of fastening torque with up to 3000 RPM and up to 3700IPM's.

Mfg. No.	Order No.	Desc.
2897-22	MIL2897-22	Kit



## Hammer Drill/Driver Kits 18V FUEL™ — Cordless



Hammer Drill is an 18-volt cordless drill. The Brushless Motor delivers up to 1,200 in.-lbs of torque and up to 2,000 RPM.

Mfg. No.	Order No.	BPM
2704-22	MIL2704-22	32,000

## Drill/Driver/Impact Driver Kits 18V — Cordless



**2601-20:** 1/2" drill/driver delivers 425 in.-lbs of torque and 0 – 500/0 – 1500 RPM with built-in LED light, 2-speed metal gear box and 21 clutch settings.  
**2650-20:** 1/4" hex impact driver delivers 1400 in.-lbs. of torque, 0 – 2200 RPM and 0 – 3200 IPM. Variable speed trigger, built-in LED light and belt clip. Includes two 18V Lithium-Ion batteries, 30-minute charger and carrying case.

Mfg. No.	Order No.	Battery Type
2691-22	MIL2691-22	18V Lithium-Ion



## 1/4" Drive Impact Driver M18 FUEL™ — Cordless



The M18 FUEL™ 1/4" Hex Impact Driver is the Most Powerful Tool in its Class. At 1800 in.-lbs of fastening torque, this tool drives screws faster but also provides greater control over power and speed thanks to its proprietary 4-mode DRIVE CONTROL™. The POWERSTATE™ Brushless Motor delivers up to 0-3,000 RPM with constant power output to drive screws faster. REDLINK PLUS™ Intelligence is the most advanced electronic system on the market, preventing damage to the tool and battery caused by overloading or overheating. Comes with 2 REDLITHIUM™ XC5.0™ Batteries.  
**MIL2753-20 : TOOL ONLY**

Mfg. No.	Order No.	RPM	IPM	Torque In.-Lbs.
2753-22	MIL2753-22	0-3000	0-3700	1,800
2753-20	MIL2753-20	0-3000	0-3700	1,800

## 1/2" Drive Impact Wrenches 18V FUEL™ — Cordless



Superior socket retention with 1/2" pin detent anvil. POWERSTATE™ Brushless Motor and Milwaukee® impact mechanism delivers up to 600 ft.-lbs of maximum fastening torque. REDLINK PLUS™ Intelligence allows operator to choose between 2 fastening modes with Milwaukee's proprietary DRIVE CONTROL™ ensuring maximum performance and protection from overload, overheating and over-discharge. TOOL ONLY.

Mfg. No.	Order No.	RPM	IPM	Torque Ft.-Lbs.
2762-20	MIL2762-20	0 – 1200 (Mode 1) 0 – 1700 (Mode 2)	0 – 1700 (Mode1) 0 – 2300 (Mode 2)	350 600 (Mode 2)







## 3/8" Drive Impact Wrenches 18V FUEL™ — Cordless



Brushless Motor delivers 220 ft.-lbs. of fastening torque, 4-Mode DRIVE CONTROL™ provides greater control over output speed and power, Utilizes a Friction Ring design to ensure quick & easy socket changes

Mfg. No.	Order No.	Dr. Size In.
2754-20	MIL2755-20	3/8

## 1/4" Drive Impact Drivers M18 Hex Impact Driver



POWERSTATE™ delivers 1,800in.-lbs of fastening torque. REDLINK PLUS™ Intelligence: prevents damage to the tool and battery due to overloading or overheating. ONE-KEY™ Compatible: customize, Track and Manage tool's performance and location. Four custom performance profiles that can be saved to the memory of the tool. TOOL ONLY.

Mfg. No.	Order No.	Volts
2757-20	MIL2757-20	18

## Impact Wrenches 18V FUEL™ — Cordless



POWERSTATE™ Brushless motor stays cooler. REDLINK PLUS™ and DRIVE CONTROL™ features. Uses REDLITHIUM™ XC 4.0 battery pack. 3/4" anvil with friction ring for fast socket changes. TOOL ONLY.

Mfg. No.	Order No.	RPM	Torque Ft.-Lbs.
2764-20	MIL2764-20	0-1700	750



## Right Angle Drills 18V FUEL™ — 1/2" Hole-Hawg®



Delivers over 150 7/8" holes per charge. 30% lighter weight than its corded predecessor. Self-feed bits up to 2". POWERSTATE® brushless motor. REDLINK PLUS™ Intelligence prevents damage to the tool and battery caused by overloading or overheating. All-metal 1/2" keyed chuck for maximum durability and bit retention.

Mfg. No.	Order No.	Volts	RPM
2707-20	MIL2707-20	18	0-1,200

## Right Angle Drills M18 — 1/2" Super Hawg™



The first tool of its kind, the M18 FUEL™ SUPER HAWG™ delivers the power and run-time necessary to complete cordless rough-ins. Optimized for Plumbing and HVAC professionals, this drill powers through 6" holes and can drill over (75) 2-9/16" holes per charge in 2x dimensional lumber with a self-feed bit. The POWERSTATE® brushless motor delivers constant power under heavy load to maintain drilling speed. REDLINK PLUS™ Intelligence prevents damage to the tool and battery caused by overloading or overheating. 1/2" keyed chuck. TOOL ONLY

Mfg. No.	Order No.	RPM
2709-20	MIL2709-20	0-350 / 0-950

## Right Angle Drills 18V — Cordless



3-3/4" head length is great for working in tight spaces, 3/8" single sleeve ratcheting chuck for maximum versatility and grip, electronic clutch with 11 settings and drill mode for complete control in fastening applications, extended multi-position handle provides convenience and versatility. Built in LED's illuminate work surface and indicates clutch out. TOOL ONLY.

Mfg. No.	Order No.	RPM	Torque In. - Lbs.
2615-20	MIL2615-20	0 - 1500	125



## Multi-Tools 18V — Cordless



Tool free blade change, built-in LED light, 12 speed dial, constant power technology which maintains blade speed for 50% faster cutting during heavy applications. REDLITHIUM™ battery technology with superior pack construction, electronics, and performance to deliver more work per charge and more pack life than any battery on the market. TOOL ONLY.

Mfg. No.	Order No.	OPM	Lgth. In.
2626-20	MIL 2626-20	11,000 - 18,000	13-1/4

## Portable Deep Cut Bandsaws 18V FUEL™ — Cordless



POWERSTATE™ Brushless motor for increased cutting speed and power. CPT™(Constant Power Technology) maintains cut speed in tough applications. REDLINK PLUS™ Intelligence provides optimized performance and overload protection using total system communication. Includes LED light, REDLITHIUM XC 4.0 Battery, and case. 5" x 5" cutting capacity.

Mfg. No.	Order No.	Amps	SFPM	OAL In.
2729-21	MIL2729-21	11	0 - 380	21

## Portable Bandsaw 18V — Cordless



3-1/4" cut capacity. Single pass cut on 3" copper, 3" angle iron, and 2-1/2" conduit. Cuts metal in-place, overhead or in tight spaces for electrician, plumber and mechanical applications. Features a worklight, blade ejection system, and tool-free adjustable material shoe guide allow flush cuts when working with installed materials against walls and ceilings. Includes: Two 18V Lithium-Ion batteries, 1-hour charger, blade, and case.

**MIL2628-20: TOOL ONLY**

Mfg. No.	Order No.	RPM	SFPM	OAL In.
2629-22	MIL2629-22	480	390 - 480	18
2629-20	MIL2629-20	480	480	16



## Bandsaws 18V — Cordless



3-1/4" cut capacity for single pass cut on 3" copper, 3" angle iron, 2-1/2" conduit. Tool-free adjustable material shoe for quick adjustments and flush cuts when working with installed materials against walls and ceilings. Cast aluminum gear case, drop resistant pulley guard, blade ejection system and LED work light.

Mfg. No.	Order No.	SFPM	Blade Lgth. In.	OAL In.
2629-20	MIL2629-20	0 - 380	35-3/8	16

## Bandsaw Tables Portable



Converts Milwaukee's portable band saws to stationary units. Can be mounted on a work bench or used on the job with 3/4" diameter pipe for legs (not included). Heavy Duty clamping chain and crank nut easily secures all shapes of material.

Mfg. No.	Order No.	Weight Lbs.
48-08-0260	MIL08-0260	32

## 7-1/4" Circular Saws 18V Fuel-Cordless



Magnesium shoe and blade guard provide durability and strength for accurate cuts. 2-1/2 in. cutting depth. Integrated rafter hook for quick storage. TOOL ONLY.

Mfg. No.	Order No.	Arbor Size
2731-20	MIL2731-20	5/8"



## Metal Cut Circular Saws 18V — Cordless



Compact, low profile design with 4-pole frameless motor. Extra large cut guide, impact resistant window and LED light for accurate cuts. Tool free depth adjustment. 30-tooth METAL TECH™ carbide-tipped blade provides burr-free cuts through EMT, strut, threaded rod, sheet metal, angle iron and other ferrous materials. Includes METAL TECH™ blade and blade wrench. TOOL ONLY.

Mfg. No.	Order No.	RPM	Blade Dia. In.	Cut Cap. In.
2682-20	MIL2682-20	3600	5-3/8	1/8 - 2

## 6-1/2" Circular Saws 18V FUEL™ — Cordless



M18 FUEL™ circular saw with POWERSTATE™ brushless motor and REDLINK PLUS™ intelligence ensures optimized performance and protection from overloading, overheating and over-discharging. Guards and shoe are built of cast magnesium to provide a durable, lightweight base with an integrated LED light and a rafter hook for convenient storage on the job. The saw includes a blade wrench and a blade. TOOL ONLY.

Mfg. No.	Order No.	RPM	Blade Dia. In.
2730-20	MIL2730-20	5000	6-1/2

## 6-1/2" Circular Saws 18V — Cordless



Aircraft aluminum shoe for accuracy, electronic brake stops blade quickly, ergonomic, compact and lightweight design with soft-grip handle for comfort, heavy-duty magnesium guards for maximum durability, on-board fuel gauge displays remaining battery charge. TOOL ONLY.

Mfg. No.	Order No.	RPM	Blade Dia. In.
2630-20	MIL2630-20	3500	6-1/2



## Reciprocating Saws 18V-Cordless



Delivers durability, speed and run-time. Counter balance mechanism reduces vibration for more control and less fatigue. All metal gearing and gear case provide maximum durability.

Mfg. No.	Order No.	SPM
2621-20	MIL2621-20	0-3000

## Reciprocating Saws 18V FUEL™ — Cordless



M18 FUEL™ technology with Powerstate™ brushless motor for cutting power and Redlink Plus™ Intelligence for protection from overloading, overheating and over-discharging. Adjustable shoe, integrated LED light, and a hang hook. TOOL ONLY.

Mfg. No.	Order No.	SPM	Stroke Lgth. In.
2720-20	MIL2720-20	0 - 3000	1-1/8

## Reciprocating Saws 18V — Cordless



HACKZALL® compact size for cutting in tight spaces and one-handed use. QUIK-LOK® blade clamp allows fast tool-free blade changes. Built-in LED light to illuminate work surfaces. 13" tool length. TOOL ONLY.

Mfg. No.	Order No.	SPM	Stroke Lgth. In.
2625-20	MIL2625-20	0 - 3000	3/4

## Jigsaws 18V — Cordless



Tool-free shoe bevel. Max 45° bevel, detents at 0, 15, 30 and 45°. 5-position orbital cutting for cutting versatility. Quik-Lok™ blade clamp for fast, keyless blade changes, over-molded grip with variable speed trigger and a non-marring shoe. 10-1/2" tool length. TOOL ONLY.

Mfg. No.	Order No.	SPM	Stroke Lgth. In.
2645-20	MIL2645-20	0 - 2700	1







## Wood Planers M18 - 3-1/4"



Powerful motor delivers up to 14,000 RPM. Depth adjustment dial from 0 - 5/64 in. cut capacity in a single pass, 20 locking positions (1/256 in. increments), up to 27/64 in. rabbet cut capacity. Adjustment dial locks at 0 and 5/64 in. settings, eliminating the need to re-zero the dial.

Mfg. No.	Order No.	RPM
2623-20	MIL2623-20	14,000

## Grinders 18V FUEL™ — Cordless



M18 FUEL™ grinder gives max power for the toughest grinding, surface preparation and cutting jobs. Powerstate™ Brushless Motor for long and Redlink Plus™ Intelligence. Flange nuts, wheel guard and spanner wrench. Grinding wheel sold separately. TOOL ONLY.

Mfg. No.	Order No.	Wheel Dia. In.	RPM
2780-20	MIL2780-20	4-1/2 - 5	8500

## Cut-Off/Grinders 18V — Cordless



4-pole motor, overload protections, debris baffles, tool-free, rust-resistant guard and paddle switch design. Cut-off wheel and grinding guards, spanner wrench and a 3-position side handle. TOOL ONLY.

Mfg. No.	Order No.	Wheel Dia. In.	RPM
2680-20	MIL2680-20	4-1/2	9000

## Swivel Head Shears 18V — Cordless



Ergonomic body, inline wrist design maximizes control. Tool-Free 360° rotating head. Variable speed trigger. TOOL ONLY

Mfg. No.	Order No.	Steel Cap. Ga.	SPM
2635-20	MIL2635-20	18	2,300



## Hammer Drill Drivers



Two-speed gearbox. ONE-KEY connectivity offers unlimited customization and control of output speed, power and performance. TOOL ONLY.

Mfg. No.	Order No.	RPM
2706-20	MIL2706-20	32000

## Hammer Drill/Drivers 18V Fuel-Cordless



Brushless Motor delivers 1,200 in-lbs of peak torque 2,000 RPM for faster drilling speeds, RED-LINK PLUS Intelligence prevents damage to the tool and battery due to overloading or overheating. BARE TOOL ONLY.

Mfg. No.	Order No.	BPM
2704-20	MIL2704-20	32,000

## Rotary Hammer 18V FUEL™ — Cordless



Powered by FUEL™ technology, 1" SDS Plus Rotary Hammer with POWERSTATE™ Brushless Motor delivers faster than corded speed, corded durability, and all day work on one charge. TOOL ONLY

Mfg. No.	Order No.	RPM	BPM	Energy Ft. - Lbs.
2712-20	MIL2712-20	0-1,400	0-4,900	1.7



## Rotary Hammers M18 FUEL™ — 1-1/8" Cordless



Powered by FUEL™ technology, the M18 FUEL™ 1-1/8" SDS Plus Rotary Hammer delivers faster than corded speed, corded durability, and all day work on one charge. The POWERSTATE™ Brushless Motor provides 3.3 ft-lbs of impact energy, 0-1,350 RPM and 0-5,000 BPM. The REDLITHIUM™ XC Battery Packs (not included) provide all day work on one charge. TOOL ONLY

Mfg. No.	Order No.	RPM	BPM	Energy Ft.-Lbs.
2715-20	MIL2715-20	0-1,350	0-5,000	3.3

## Angled Finish Nailers 20 Degree



Can drive 800 nails per 2.0Ah battery charge, Sequential and contact actuation modes, Dry-Fire lockout.

Mfg. No.	Order No.	Nail Size In.
2742-20	MIL2742-20	1-1/4 - 2-1/2

## Brad Nailers 18V Fuel-Cordless



Dry-fire lockout, LED work light, Adjustable belt hook. TOOL ONLY

Mfg. No.	Order No.	Nail Dia.
2740-20	MIL2740-20	18 Gauge



## Caulking Guns 18V — Cordless



950lbs of force and high output motor dispenses up to 21 inches of material per minute. Includes 10 oz. carriage, plunger rod assembly. (TOOL ONLY)

Mfg. No.	Order No.	Lgth. In.
2641-20	MIL2641-20	19

## Sausage Conversion Kit 20oz — Aluminum



For use with M18™ Cordless Caulk and Adhesive Guns. The 20oz Aluminum Barrel Sausage Style Conversion Kit accepts all standard 20oz sausage style material packages. This kit includes all the necessary components to convert material types from the 2641-21CT 10oz Caulk and Adhesive Guns to be able to dispense 20oz sausage style material packs.

Mfg. No.	Order No.	Cap. Oz.
48-08-1093	MIL08-1093	20

## Caulking Gun — M18™ Conversion Kit

Mfg. No.	Order No.	Lgth. In.
48-08-1095	MIL08-1095	20.3

## Jobsite Radios/Chargers 18V — Cordless



Built-in-charger for all M18™ batteries. Digital Bluetooth® receiver plays audio wirelessly from more than 100 feet. USB power port for device charging. Reinforced roll cage and metal handles protect against rugged job site conditions. Weather-sealed compartment for on-board protection for cell phone.

Mfg. No.	Order No.	Battery Type
2792-20	MIL2792-20	Lithium Ion



## Jobsite Radios 18V-USB Ports



Digital AM/FM tuner with 10 station presets. Batteries NOT included. Durable metal speaker grills and shock absorbing end caps protect from drops and other harmful jobsite conditions.

Mfg. No.	Order No.	Battery Type
2890-20	MIL2890-20	M18 Volt

## LED Worklights 18V — Cordless



LED Lantern/Flood Light with 180°-360° adjustable beam. Select area lighting or task lighting. Includes a high power 2.1A USB port to charge electronic devices. Rugged design and impact resistant for abusive jobsite conditions.

Mfg. No.	Order No.	Lumens	Runtime
2363-20	MIL2363-20	700	18 - 75 hrs.

## LED Floodlights 18V — Cordless



Powered by M18™ batteries for up to 8 hours of run-time, this compact, lightweight floodlight features 8 high quality LEDs, octagonal shaped roll cage and replaceable, impact resistant lens. Multiple features provide for hands free use.

Mfg. No.	Order No.	Lumens	Dim. In. L x W x H
2361-20	MIL2361-20	1100	8-3/4 x 6-1/4 x 6-1/4

## Compact Blowers M18™



3-speed electronic switch, variable speed trigger all for versatile clearing power, extension nozzle, universal inflator/deflator, and shock-absorbing polymer reinforced handle. (TOOL ONLY).

Mfg. No.	Order No.	CFM	Air Speed MPH
0884-20	MIL0884-20	100	160



## Wet/Dry Vacuums 18V — Cordless



Powerful motor provides strong suction and 45 cu.ft./min max airflow. Built-in blower port. Use for wet and dry applications. On-board accessory and hose storage. Works with all 18V slide-on batteries, RED LITHIUM™ or NiCad. Filter assembly, crevice tool, wide utility nozzle and wireless vinyl hose. TOOL ONLY

Mfg. No.	Order No.	Cap. Gal.
0880-20	MIL0880-20	2

## Replacement Filters — HEPA

Mfg. No.	Order No.	For Use With.
49-90-1900	MIL90-1900	M18™ Vacuum



## 6 Tool Combo Kits 18V — Cordless



Variable 2-speed 1/2" Hammer Driver-Drill (0-400 & 0-1,500 RPM) with Makita-built 4-pole motor delivers 480 in.lbs. of Max Torque. 6-1/2" Circular Saw delivers 3,700 RPM for faster cutting and ripping through wood. Reciprocating Saw provides 0-2,900 SPM with tool-less blade changes & shoe adjustments. Variable speed Impact Driver (0-2,300 RPM & 0-3,200 IPM) provides 1,420 in.lbs. of Max Torque. 4-1/2" Cut-Off/Angle Grinder produces 10,000 RPM. 4-position flashlight with Xenon bulb runs up to 4 hours per charge. Uses 18V LXT lithium ion battery. 30-minute Rapid Optimum charger has cooling fan and communicates with battery's built-in chip throughout charging process to optimize battery life. Includes two 3.0 Ah batteries and bag.

Mfg. No.	Order No.	Battery Type
LXT601	MAKLXT601	18V LXT Lithium Ion







## Saw Kits 18V — Cordless



Variable 2-speed 1/2" hammer driver-drill with 4-pole motor delivers 750 in. lbs. of max torque. Reciprocating saw with tool-less blade changes and shoe adjustments. Uses 18V LXT lithium ion battery. 30-minute rapid optimum charger communicates with battery's built-in chip throughout charging process to optimize battery life. Includes two 3.0 ah batteries and bag.

Mfg. No.	Order No.	Battery Type
LXT221	MAKLXT221	18V LXT Lithium Ion

## Reciprocating Saws 18V — Cordless



Variable speed motor delivers 0-2,900 strokes per minute and a 1-1/8" length stroke to provide faster cutting. "Tool-less" blade change system. Compact and ergonomic design at only 17-3/4" long. (TOOL ONLY)

Mfg. No.	Order No.	SPM	Stroke Lgth. In.
XRJ03Z	MAKXRJ03Z	2900	1-1/8

## Multi-Tools 18V — Cordless



Variable speed control dial enables user to match the speed to the application. Built-in LED light illuminates the work area. Ideal for wood flooring, tile, plaster, sheetrock, wood, PVC and a variety of other applications. Rapid Optimum Charger communicates with the battery's built in chip throughout the charging process to optimize battery life. Compatible with Makita 18V Lithium-Ion batteries. (TOOL ONLY)

Mfg. No.	Order No.	OPM
XMT03Z	MAKXMT03Z	6,000-20,000



## Rebar Cutters 18V-Cordless



Cutting capacity range of 1/8" - 3/4"; cuts up to 60 grade #6 rebar. Long lasting cutting blades provide up to 4,000 cuts before needing to be replaced. Cutting head rotates 360Degree for different cutting positions.

Mfg. No.	Order No.	Volts
XCS01Z	MAKXCS01Z	18

## Angle Grinders 18V — 4-1/2"



Makita-built motor delivers 10,000 RPM for faster grinding. Compact and ergonomic design at only 12-1/2" long. Weighs 5.0 lbs. with a battery for reduced operator fatigue. Rubberized soft grip provides increased comfort on the job. Slide switch with lock-on for operator convenience Compatible with Makita 18V Lithium-Ion batteries with a Star symbol. BATTER SOLD SEPARATELY

Mfg. No.	Order No.	RPM
XAG01Z	MAKXAG01Z	10,000

## Hammer Drills 18V — Brushless — Cordless



Efficient BL™ Brushless motor is electronically controlled to optimize battery energy. Compact and ergonomic design. Extreme Protection Technology (XPT) for improved dust and water resistance on harsh job sites. Built in LED light illuminates work area and 3-stage LED gauge indicates battery charge level. All metal gears for increased durability. 530 Torque Inch-Pounds. TOOL ONLY.

Mfg. No.	Order No.	RPM	BPM
XPH06Z	MAKXPH06Z	0-400 0-1,550	0-6,000 0-23,000



## Impact Drivers 18V — Brushless — Cordless



Electronically controlled BL™ Brushless motor optimizes battery energy. Built in LED light , tool belt clip attaches to either side. For range of applications including fastening deck screws, TEK screws, cabinet screws, tightening down lag bolts, etc. Uses 18V LXT lithium ion battery. TOOL ONLY.

Mfg. No.	Order No.	RPM	IPM	Torque In. -Lbs.
XDT08Z	MAKXDT08Z	0-2,500	0-3,200	1,420

## Impact Wrenches 18V Cordless



1/2" anvil, Makita-built motor, rocker switch for forward/reverse operation, rubberized soft grip handle, compact and ergonomic design, built-in L.E.D. light. 325 Torque Uses 18V LXT Lithium Ion battery. TOOL ONLY.

Mfg. No.	Order No.	RPM	BPM
XWT04Z	MAKXWT04Z	1600	2200

## Portable Bandsaws 18V — Cordless



Compact, lightweight design. 6-setting variable speed control dial enables user to match the speed to application. Built-in LED light illuminates work area while protection circuit with over-torque control protects motor. Adjustable foot protects material and provides positive support for accurate cuts. Protective bumper design. Soft grip handle for increased comfort. 4-3/4" x 4-3/4" cut capacity. (TOOL ONLY).

Mfg. No.	Order No.	SFPM	OAL In.
XBP02Z	MAKXBP02Z	275 - 530	20-5/8



## Circular Saws 18V Cordless



Compact, ergonomic design. Uses 6-1/2" blades. Heavy gauge, precision machined base for smooth, accurate cutting. Soft grip handle for increased comfort. 50° maximum bevel cutting capacity. Uses 18V LXT Lithium-Ion Battery. TOOL ONLY.

Mfg. No.	Order No.	Blade Dim. In.	Cut Cap. In.
XSS02Z	MAKXSS02Z	6-1/2	2-1/4

## Concrete Vibrators 18V LXT® – Dual Switch



Produces maximum vibrations per minute. Provides up to 25 minute run time under load. Includes two 18V lithium-ion batteries, charger, case and protective cover to help prevent battery contamination. Vibrator size: 1" dia. 8-11/16" L.

Mfg. No.	Order No.	No Load Vib./Min.	Shaft Lgth. Ft.	OAL In.
XRV01	MAKXRV01	13,000	4	58-1/2
XRV02	MAKXRV02	12,500	8	105-1/2

## Jobsite Radios Bluetooth & USB



Equipped with Bluetooth to wirelessly connect your mobile device to play music, Menu controls to set FM mono/stereo, clock settings, volume and snooze. Runs up to 20 hours with an 18V LXT.

Mfg. No.	Order No.	Dim. In. L x W x H
XRMO4B	MAKXRM04B	11 x 6-3/8 x 11-7/8



## 5 Tool Combo Kits 20V MAX\* — Cordless



**DCD985** Hammerdrill with patented 3-speed all-metal transmission & 1/2in all metal ratcheting chuck

**DCS380** Reciprocating saw with 4-position keyless blade clamp

**DCF885** 1/4in impact driver has 3 LED lights

**DCS391** Circular saw with lightweight magnesium shoe & 6-1/2in carbide blade cuts 2x4's at a 45 degree angle in a single pass;

**DCL040** LED, 110 lumens work light

Mfg. No.	Order No.	Battery Type
DCK592L2	DWTDC592L	20V MAX* Li-Ion

## Tool Combo Kits



DCD996 Hammer drill features includes 3-speed levels, high performance (0-2,000 rpm), an all-metal transmission. DCF887 20V MAX\* 1/4" impact driver provides 1,825 in.-lbs of max torque at fast 0-3,250 RPM speed and 0-3,600 impacts per minute.

Mfg. No.	Order No.	Desc.
DCK299P2	DWTDCK299P	Kit



## Hammerdrill/ Reciprocating Saw Kits 20V MAX\* — Cordless



**DCD985:** Hammerdrill with patented 3-speed all metal transmission and 1/2" all metal ratcheting chuck. 0 – 575/0 – 1350/0 – 2000 RPM, 0 – 9775/0 – 22,950/0 – 34,000 BPM. LED light with a 20 second delay after trigger release.

**DCS380:** Reciprocating Saw with 4-position keyless blade clamp allows for quick blade change. 1-1/8" stroke length and 0 – 3000 SPM. Pivoting adjustable shoe allowing depth of cut control. Includes: Two 20V MAX\* Lithium-Ion 3.0Ah battery pack, fast charger, 360° side handle and contractor bag.

Mfg. No.	Order No.	Battery Type
DCK292L2	DWTDCK292L	20V MAX* Lithium-Ion

## 1/2" Drill/Drivers/Impact Driver Kits 20V MAX\* — Cordless



**DCD780:** 1/2" drill/driver features two speed transmission delivering 0-600/0-2000 RPM. Ratcheting chuck provides superior bit gripping strength.

**DCF885:** 1/4" impact driver features 3 LED lights with 20 second delay. 1400in.-lbs of torque, 2800 RPM, and 3200 BPM. Includes: Two 20V MAX\* Lithium-Ion 1.5Ah battery packs, fast charger, two belt hooks, bit holder, and kit box.

Mfg. No.	Order No.	Battery Type
DCK280C	DWTDCK280C	20V MAX* Lithium-Ion







## Drill/Driver Kits 20V MAX\* — Cordless



3-speed all metal transmission matches tool to task for application speed and improved run time. Heavy-duty 1/2" metal ratcheting chuck with carbide inserts for superior bit gripping strength. LED light with 20 second delay after trigger release. High power, high efficiency motor delivers 535 unit watts out of max power for ultimate performance in drilling and fastening applications. Includes two 4.0 AH batteries, charger, & carry case.

Mfg. No.	Order No.	RPM
DCD980M2	DWTD980M	0-575/0-1350/0-2000

## 1/4" Hex Impact Driver Kits 20V MAX\* — Cordless



Compact, lightweight design fits into tight areas. XR™ Li-Ion batteries with fuel gauge provide maximum battery life. Three LED lights with 20 second delay after trigger release provide visibility without shadows. One-handed loading 1/4" hex chuck accepts 1" bit tips. Belt hook included for portability.

Mfg. No.	Order No.	RPM	Torque
DCF885M2	DWTD885M	0-2,800	1400



## 1/4" Hex Impact Driver Kits Brushless



(2) 20V Max XR Lithium-Ion(4.0ah) batteries delivers more run time and capacity. Compact, lightweight design for tight spaces, 3-speed settings for versatility with Precision Drive for added control. (3) LED lights with 20 second delay after trigger release.

Mfg. No.	Order No.	Desc.
DCF887M2	DWTD887M	Kit

## Cordless Blowers 20V Max Lithium-Ion



3-speed selector switch. Variable speed trigger. Trigger lock-on. Lightweight compact design. 20-Volt Max system. TOOL ONLY

Mfg. No.	Order No.	Volts.
DCE100B	DWTDCE100B	20

## Right Angle Drill/Drivers 20V MAX\* — Cordless



Dual speed ranges for increased flexibility and a wide range of applications. Compact front to back length to fit into hard to reach spaces. Multi-grip trigger provides comfort and convenience by allowing user to get into tight spaces while maintaining trigger access. 3/8" ratcheting chuck and deep hex pockets allow hex bit to be fully inserted. TOOL ONLY

Mfg. No.	Order No.	RPM
DCD740B	DWTD740B	0-650/0-2000



## Oscillating Multi-Tools 20V — Cordless



Brushless Motor delivers up to 57% more run time over brushed. Quick-Change™ Accessory System allows blades and attachments to be changed quickly without wrenches. Dual-Grip™ Variable Speed Trigger gives users ultimate speed and application control. Bright LED Light. Universal accessory adapter for use with most oscillating tool accessory brands

Mfg. No.	Order No.	OPM
DCS355B	DWTD355B	0-20,000

## Drywall Screwguns 20V MAX\* — Li-Ion



Up to 4400rpm. The brushless motor delivers maximum runtime. Balanced and ergonomic. Optional collated magazine attachment and a LED light.

Mfg. No.	Order No.	RPM
DCF620B	DWTD620B	0-4400

## Impact Driver 20V MAX — Cordless



Compact lightweight design fits into tight areas. Three LED lights with 20 second delay after trigger release, provide visibility without shadows. Textured anti-slip comfort grip provides maximum comfort and control. TOOL ONLY

Mfg. No.	Order No.	RPM	Torque In.-Lbs.
DVF880B	DWTD880B	0-2,800	1824



## Impact Drivers Cordless



Compact, lightweight design for tight spaces, 3-speed settings for versatility with Precision Drive for added control. (3) LED lights with 20 second delay after trigger release. TOOL ONLY.

Mfg. No.	Order No.	Volts
DCF887B	DWTD9887B	20

## Drill/Drivers 20V



DEWALT brushless motor which delivers up to 57% more run time. Compact, lightweight. High speed transmission with 2-speed settings. 3-Mode LED lights with a spotlight mode. TOOL ONLY

Mfg. No.	Order No.	Volts
DCD791B	DWTD9791B	20

## Hammer Drills



Heavy-duty 1/2" ratcheting nitro-carburized metal chuck with carbide inserts, 3-Mode LED provides lighting in dark or confined spaces up to 20X brighter than previous model. LED Spotlight Mode features 20 minute shutoff function allowing for extended work time in dark or confined spaces. TOOL ONLY

Mfg. No.	Order No.	Desc.
DCD996B	DWTD996B	Brussless



## Hammer Drills 20V MAX\* — Cordless



Brushless motor with 650 watts of power. All-metal high performance (0-2,000 rpm) transmission optimizes tool-to-task for fast application speeds and improved run-time.

Mfg. No.	Order No.	Volts
DCD995M2	DWTD995M	20

## Rotary Hammer 20V Max Cordless



Brushless motor. SHOCKS™ significantly reduces vibrations. Includes a 360 degree slide handle, Retractable utility hook and a depth rod

Mfg. No.	Order No.	RPM	BPM
DCH273B	DWTDCH273B	0-1,000	0-4,600

## Shears Swivel Head



360 Degree tool free swivel head which allows user to access tight quarters, Cuts 7/32" strips which continuously curls out of the cutting area providing consistent and accurate cuts. Cordless shears allows user to take the tool to the work Place. BARE TOOL ONLY.

Mfg. No.	Order No.	Desc.
DCS491B	DWTD491B	18GA
DCS494B	DWTD494B	14GA



## Reciprocating Saws 20V MAX\* — Cordless



4-position blade clamp for increased positional versatility with tool free blade changes. Variable speed trigger provides control and cut speed. Pivoting adjustable shoe extends blade life, double oil sealed shaft resists contamination for durability.

Mfg. No.	Order No.	SPM	Stroke Lgth. In.
DCS380B	DWTD380B	0-3000	1-1/8

## Reciprocating Saws



Compact and lightweight design; 14" in total length fits between studs and allows user to make cuts in confined spaces 4-position blade clamp allows for flush cutting and increased positional versatility with tool-free blade changes 1-1/8" stroke length delivers fast cutting speed Variable speed trigger with 0-2,900 spm provides blade control for precision. TOOL ONLY.

Mfg. No.	Order No.	Desc.
DCS387B	DWTD387B	Compact

## Reciprocating Saws Cordless



4-position blade clamp, tool-free blade changes 1-1/8" stroke length, Variable speed trigger with 0-3000 spm, Pivoting adjustable shoe extends blade life and allows depth of cut control.

Mfg. No.	Order No.	Volts
DCS380P1	DWTD380P	20

## Cut-Off Tools 20V MAX\* — Cordless



Quick-Change™ wheel release for tool free changes. Tool free quick guard adjustments/positioning. 2-finger trigger switch with lock-off button for fast activation. 2-position side handle for control, comfort, and versatility.

Mfg. No.	Order No.	RPM
DCG412B	DWTD412B	6500







## Concrete Vibrators



1-1/8" diameter vibrator delivers maximum consolidation power. 4 foot long flexible shaft for easy use and long reach. 14,000 VPM (under load) delivers maximum consolidation efficiency.

Mfg. No.	Order No.	Desc.
DCE531M1	DWTDCE531M	VIBRATOR KIT

## Sausage Adhesive Guns 600ml



Variable Speed Trigger allows for increased control over the flow of your adhesive, Variable Speed Dial allow for setting maximum and minimum flow rates. Anti - Drip Feature automatically retracts the plunging rod once trigger is released preventing excess adhesive from dripping out.

Mfg. No.	Order No.	Tube Size
DCE5801	DWTDCE5801	20-OZ

## Caulking Guns



Variable Speed Trigger allows for increased control over the flow of your adhesive, Variable Speed Dial allow for setting maximum and minimum flow rates. BARE TOOL ONLY.

Mfg. No.	Order No.	Tube Size
DCE560B	DWTDCE560B	10-OZ
DCE570B	DWTDCE570B	29-OZ

## Portable Bandsaws 20V - Cordless



LED Work Light with a 20 second delay, Variable speed trigger and dial allow for versatility and control. Integrated hanging hook, Tool-less blade changing lever 5" x 4-3/4" cut capacity.

Mfg. No.	Order No.	Cut Depth
DCS374P2	DWTDSC374P	Deep



## Portable Bandsaws 20V - Cordless



5" cutting capacity, LED Work Light with a 20 second delay. Variable speed trigger and dial allow for versatility and control. Integrated hanging hook. TOOL ONLY.

Mfg. No.	Order No.	Depth Cuts
DCS374B	DWTDSC374B	Shallow

## Portable Bandsaws 20V MAX\* — Cordless



2-1/2" cut capacity cuts up to 2" SCH 40 pipe. Centered handle position allows for more accurate cuts. LED work light. Toolless blade changing lever loosens blade tension. Dual bearing blade guide rollers for increased durability. Ergonomic soft grip handle. TOOL ONLY.

Mfg. No.	Order No.	FPM	Blade Lgth. In.	OAL In.
DCS371B	DWTDSC371B	570	32-7/8	15

## Drywall Cut-Out Tools 20V MAX\* — Cordless



26,000 RPM motor delivers fast cutting in drywall, acoustical ceiling tiles, plywood, etc. Tool-free bit change allows for fast & easy bit changing. Dust-sealed switch protects against dust ingestion for longer tool life. Bright LED illuminates dark work surfaces for accurate cutting

Mfg. No.	Order No.	Collet Diam. in In.
DCS551B	DWTDSC551B	1/4, 1/8



## 3-1/4" Hand Planers 20V Max\* - Brushless



Brushless motor which provides power and runtime of 32,000 cuts per minute, Calibrated depth adjustment knob to 5/64". Precision-machined front and back aluminum shoes ensure parallelism of cut, Kickstand allows user to rest the planer on work surface without gouging the material. Poly-V drive belt provides increased belt durability.

Mfg. No.	Order No.	Desc.
DCP580B	DWTDPC580B	Planer

## Jigsaws 20V MAX\* — Cordless



All-metal lever action keyless blade change allows for quick blade changes. Keyless shoe bevel with detents provides versatility for easy bevel cutting. 4-position orbital action provides control of cut quality and speed. Adjustable dust blower keeps line of cut clear of chips. Variable speed allows for versatility in a multitude of materials and applications. Anti-slip comfort grip design. Accepts t-shank jig saw blades for professional results. TOOL ONLY.

Mfg. No.	Order No.	SPM	Stroke Lgth. In.
DCS331B	DWTDSC331B	3000	1

## Metal Cutting Circular Saws 20V MAX\* — 5-1/2"



Powerful 3700 RPM motor delivers to make demanding cuts. Carbide tipped metal cutting blade cuts a variety of metallic construction materials. Bright LED light and SIGHT-LINE™ enhance visibility and accuracy. wind.

Mfg. No.	Order No.	RPM	Blade Dia. In.
DCS373B	DWTDSC373B	3700	5-1/2



## Circular Saws 20V MAX\* — Cordless



Powerful 460 MWO motor delivers power and speed to make demanding cuts. High strength and lightweight magnesium shoe provides jobsite durability for long term cut accuracy. Optimized rubber over molded comfort grip. 0°-50° bevel capacity allows for aggressive bevel cuts for a variety of applications. TOOL ONLY.

Mfg. No.	Order No.	RPM	Blade Dia. In.
DCS391B	DWTDSC391B	3700	6-1/2

## 6-1/2" Circular Saw Kits Cordless



Powerful 5,150 rpm motor, High strength and lightweight magnesium shoe, Optimized rubber overmolded comfort grip for optimal balance and control of 0-50 degree angles

Mfg. No.	Order No.	Desc.
DCS391P1	DWTDSC391P	Kit

## Sliding Miter Saws 20V MAX\* — Cordless



Adjustable stainless steel miter detent plate with 11 positive stops improves productivity and ensures cutting accuracy. Oversized bevel scale makes bevel angle adjustments accurate and easy. Compact, lightweight design allows for easy transport and storage.

Mfg. No.	Order No.	Blade Size
DCS361B	DWTDSC361B	7-1/4



## 3/4" Drive Impact Wrenches 20V MAX XR



700 ft. lbs. of max torque and 1200 ft. lbs. of max breakaway torque, Compact design of 8-13/16" in length and weighs only 7.2 lbs.

Mfg. No.	Order No.	Desc.
DCF897B	DWTDCE897B	20V

## 1/2" Drive Impact Wrenche Kits Brushless



Heavy-duty impact mechanism with max torque 700 ft. /lbs. , breakaway torque 1,200 ft. /pounds, 3-speed selector switch for control. LED work light, Battery fuel gauge.

Mfg. No.	Order No.	Volts
DCF899P2	DWTDCE899P	20

## 1/2" Drive Impact Wrenches 20V MAX\* — Cordless



Impact wrench can perform a wide range of heavy duty fastening applications. Ergonomic handle and variable speed trigger with electric brake provide comfort and control. LED light provides visibility while working in dark environments. Durable magnesium gear case and all metal transmission for extended durability.

Mfg. No.	Order No.	RPM	IPM	Torque In.-Lbs.
DCF889B	DWTDCE889B	0-1500	0-2300	3600



## 3/8" Drive Impact Wrenches 20V MAX\*



3/8" square drive. Compact, lightweight design fits into tight areas. Three LED lights with 20 second delay after trigger release provide visibility without shadows. Hot ring anvil to easily change sockets. Textured anti-slip comfort grip provides maximum comfort and control. Torque: 1560 (TOOL ONLY.)

Mfg. No.	Order No.	RPM	IPM
DCF883B	DWTDCE883B	0-2,300	0-2,700

## 1/2" Drive Impact Drivers 20V Max — Cordless



Brushless, Multi-speed control, 1/2" Anvil with detent pin, LED light with a 20 second delay. 700 Torque.

Mfg. No.	Order No.	RPM
DCF899B	DWTDCE899B	400/1200/1900

## Wet/Dry Vacuums 18/20V MAX\* — Cordless



Cordless or corded operation powered by either an 18V or 20V MAX battery or an AC outlet. Easily accessible, washable/reusable filter; tap or water rinse to clean. Heavy duty, crush-resistant, fully-integrated 5' hose. On-board hose, cord and accessory storage for easy carry/transport. Two gallon tank capacity provides enough storage to empty a toilet or clogged pipe. HEPA rated wet/dry filter traps dust with 99.97% efficiency at 1 micron.

Mfg. No.	Order No.	Hose Dia. In.	Tank Cap. Gal.
DCV581H	DWTDCEV581H	1-1/4	2





## Wet/Dry Vacuums 20V- Cordless



Dual clean-up modes. 1/2 Gallon tank. Washable filter. Heavy-duty rubber hose. Large on/off switch. 20 V max.

Mfg. No.	Order No.	TNK. CAP.
DCV517B	DWDCV517B	1/2" GAL

## Bluetooth Radio Adaptors



Stream music wirelessly to a radio with a bluetooth device. Uses auxiliary port on radio. Mounting clip secures adaptor to radio. 100 Ft. range. Up to 8 hr. runtime.

Mfg. No.	Order No.	Range Ft.
DCR002	DWDCR002	100

## Speakers Bluetooth



AC/DC Powered. Runs Off DEWALT 12V/20V MAX\* Battery Packs. Bluetooth 4.0. USB & Aux ports. Rubber Overmold and Feet. Compact Size for Improved Portability and Storage.

Mfg. No.	Order No.	Range
DCR006	DWTDCR006	100'



## Worksite Charger/Radios Cordless — 12V/20V



Cordless radio runs off 12V Max & 20V Max DEWALT batteries. 2 amp charger for 12V Max & 20V Max DEWALT Battery Packs, 2 AC power outlets plus auxiliary & USB ports allow for digital audio devices. Class D amplifier, woofers and tweeters provide full range of high and low sound for optimum sound quality.

Mfg. No.	Order No.	Charge Time Min.
DCR015	DWTDCR015	90

## Worksite Radio/Chargers Bluetooth



2a Charger For 12v Max & 20v Max Dewalt(r) Battery Packs Allows For Quick & Convenient Battery Charging. Runs Off 12v Max & 20v Max Dewalt Batteries, DCR015 charger/radio; radio only, Runs on DEWALT 12V/20V MAX batteries or AC power cord. Built-in charger for 12V MAX & 20V MAX DEWALT battery packs. BATTERY SOLD SEPARATELY.

Mfg. No.	Order No.	Desc.
DCR025	DWTDCR025	Radio

## Jobsite Radios TOUGHSYSTEM



4 Full range tweeters + 1 Subwoofer +1 Assisted bass resonator. Charging capability - built-in charger ensures jobsite productivity by charging 12V MAX\* and 20V MAX\* DEWALT® power tools, IP54 Rated for water and dust resistance.

Mfg. No.	Order No.	Desc.
DWST08810	DWTST08810	Radio/Charger



## LED Worklights 20V MAX\* — Cordless



Bright LED output. Integral hook for hands free use in multiple placements. Head rotates 120°. Low heat output. 11 hour runtime. TOOL ONLY.

Mfg. No.	Order No.	Lumens
DCL040	DWTDCL040	110

## LED Worklights 20V MAX\* — Cordless



Two settings light settings provide flexibility. 140-degree pivoting head provides versatility. Built-in telescoping and 360° rotating hook for hanging. Over-molded lens cover provides durability. Belt hook compatible. 3-17 hour runtime.

Mfg. No.	Order No.	Lumens
DCL050	DWTDCL050	250/500

## Spotlights 20V Max LED — Cordless



2 Brightness settings provides flexibility for maximum light output or extended runtime. 90 Degree Pivoting Head. Can be seen up to 508 yards or 1,525 feet. Belt hook. Integral hook. Over-molded lens cover provides increased durability and a non-marring surface for the jobsite. TOOL ONLY

Mfg. No.	Order No.	Lumens
DCL043	DWTDCL043	90/1000





## Hammer Drill/Impact Kits 20V/60V FLEXVOLT™



DCD996 20V MAX\* XR 1/2" 3-Speed Hammerdrill, DCF887 20V MAX\* XR 1/4" Impact Driver. DCB203 20V MAX\* XR 2.0AH Lithium Ion Battery. DCB606 20V / 60V MAX\* Flexvolt 6.0AH/2.0AH Lithium Ion Battery. DCB118 20V / 60V MAX\* Fan-Cooled Rapid Charger. Belt Hooks, 360 Degree Side Handle. Contractor Bag

Mfg. No.	Order No.	Desc.
DCK299D1T1	DWT299D1T1	Kit

## Grinders 20V/60V FLEXVOLT™



Brake slows wheel to a stop when trigger is released. Two Stage Trigger helps to reduce accidental startup. 4-1/2-in to 6-in Wheel Capacity, 13 Amp Equivalent Power as compared to D28144.

Mfg. No.	Order No.	Volts	Kit
DCG414B	DWTG414B	60	Tool Only
DCG414T2	DWTG414T2	60	Kit

## Reciprocating Saws 20V/60V FLEXVOLT™



Power of corded with the freedom of cordless. Keyless lever-action blade clamp for quick and easy blade changes. 0 - 3,000 SPM and a 1-1/8" stroke length for fast and efficient cutting. Variable speed trigger allows user to instantly control speed, LED light helps to illuminate dark jobsite work areas, Pivoting shoe provides leverage for different applications, Rubber over mold grip for comfort.

Mfg. No.	Order No.	Volts	Kit
DCS388B	DWTS388B	60	Tool Only
DCS388T2	DWTS388T2	60	Kit



## Joist Drills 20V/60V FLEXVOLT™



Brushless Motor for increase power and runtime. Power of a cord with cordless freedom, Adjustable bail handle and 2-position side handle for leverage and control. 2 variable speed ranges (0-300 / 0-1250 rpm) to match appropriate speed to the application. E-Clutch is a Perform and Protect™, feature that detects reactionary torque caused by a bind-up or stall and reduces speed to a manageable level until control is regained.

Mfg. No.	Order No.	Volts	Kit
DCD460B	DWTD460B	60	Tool Only
DCD460T2	DWTD460T2	60	Kit

## Circular Saws 20V/60V FLEXVOLT™



Flexible - power of corded. Freedom of cordless. The world's first battery that automatically changes voltage when you change tools. 7-1/4" full size blade for corded capacity. Electronic brake stops the blade after trigger is released. Bevel cut capacity up to 57 degrees with stops at 22.5 and 45. Brushless motor is maximized for run time and durability; 5800 RPM for quality cuts with speed.

Mfg. No.	Order No.	Volts	Kit
DCS575B	DWTS575B	60	Tool Only
DCS575T2	DWTS575T2	60	Kit

## Table Saw Kits 20V/60V FLEXVOLT™



Rack and pinion telescoping fence rails. 24" of rip capacity for ripping 4x8 plywood or OSB sheets. Run off of 20V/60V Flexvolt battery system. Site-Pro Modular Guarding System. Power-Loss position Metal roll cage base. On board storage.

Mfg. No.	Order No.	Volts
DCS7485T1	DWTS7485T1	60



## 12" Slide Miter Saws 20V/60V FLEXVOLT™



The power of corded tool and the freedom of a cordless one. The world's first battery that automatically changes voltage when you change tools. Up to 289 Cross Cuts in 3-1/4" baseboard molding. Powerful 120V Brushless motor provides longer runtime compared to Brushed motors. CUTLINE blade positioning system; adjustment free cutline indicator, 120V AC adapter; corded or cordless power delivers ultimate flexibility.

Mfg. No.	Order No.	Volts
DHS790AT2	DWTS790AT2	60

## Area Lights 20V MAX



LED MAX Lumens of 7000, Stack ability - Stack lights for easy storage and convenience on the job. AC Outlets - Provides flexibility and convenience to daisy chain lights or power for corded tool. On-board charger with door lock option, Stack able with wheel kit option. DEWALT Tool Connect ability to control light through your smart phone, AC outlets to daisy chain multiple lights or power a corded tool. TOOL ONLY.

Mfg. No.	Order No.	Lumens
DCL070	DWTDCL070	7000





## Screwdrivers 4V — Cordless



Compact, lightweight palm screwdriver. Site-Light™ LED work light with forward/reverse LED indicator shows drilling direction.

Mfg. No.	Order No.	RPM
2354-07	SKL2354-07	200



## Video Inspection Systems 9V — The Seeker™ 200



Video borescope inspection system features LCD color monitor for real-time viewing and a flexible camera probe that retains its configured shape for inspecting hard-to-reach areas. Ideal for use in automotive maintenance, electrical repair, plumbing applications, HVAC/R and visual inspection of otherwise inaccessible areas.

Mfg. No.	Order No.	Screen Dim. In.	Probe Dia. mm
DCS200	GENDCS200	2.4	12



## Inspection Cameras Borescope



Durable, high resolution (480 x 234px) color screen. 39" flex gooseneck with 17mm LED camera end. Includes magnetic hook and mirror attachment. Powered by lithium ion battery and charger.

Mfg. No.	Order No.	Screen Dim. In.
ET510	KLN69501	2.4



## Worklight Bulbs



MIL81-0030

MIL81-0020

**MIL81-0020:** 2 per package.

Mfg. No.	Order No.	For Use With
49-81-0020	MIL81-0020	12V worklight #49-24-0145
49-81-0030	MIL81-0030	18V worklight #49-24-0165



## Flashlight Bulbs — 18V 2-Pack



For Makita flashlights #ML180. 2-Pack

Mfg. No.	Order No.	Volts
A-90261	MAKA90261	18



## Flashlight Bulbs



Xenon bulb, supplies 300 lumens. 2 per pkg.

Mfg. No.	Order No.	Volts
DW9083	DWTDW9083	18

## Battery Adapters 20V



Compatible with most DEWALT 18V tools and allows for use of 20V MAX compact batteries. Includes (2) 20v MAX XR Lithium Ion Batteries, and 20v Charger. NOT to use with Premium Batteries (DCB200, DCB204, DCB204BT, DCB205) in 18V Compact drills DC970, DC759 (use DCB201, DCB203, DCB203BT).

Mfg. No.	Order No.	Desc.
DCA2203C	DWTDCA2203	kit



## Battery Adapters



Convert Existing 18V tools to 20V tool with this adaptor. Benefits of extended run-time of Li-Ion Batteries on your existing 18V tools.

Mfg. No.	Order No.	Volts
DCA1820	DWTDCA1820	20

## Battery Chargers — Wall Outlet 7.2-18V — Lithium-Ion NiCad & NiMH



Charges all DEWALT 7.2V — 18V NiCd/NiMH/Li-Ion batteries. 3-stage charging system for maximum run-time, extends overall life of battery.

Mfg. No.	Order No.	Battery Type	Volts
DC9310	DWTD9310	Li-Ion, NiCad, NiMH	7.2-18

## Battery Chargers — Vehicle Outlet 7.2-18V — Lithium-Ion NiCad & NiMH



Charges NiCd/NiMH/Li-Ion batteries from vehicle power outlet while driving. Automatic shut-off protects discharge of vehicle power.

Mfg. No.	Order No.	Battery Type	Volts
DC9319	DWTD9319	Li-Ion, NiCad, NiMH	7.2-18

## Battery Chargers — Wall Outlet 7.2V — 20V — Lithium-Ion NiCad & NiMH



Diagnostics with LED indicator shows battery charge status. 12V — 20V MAX\* Lithium-Ion batteries and 7.2V — 18V NiCad/NiMH/Lithium-Ion batteries except Uni-

volt batteries.

Mfg. No.	Order No.	Battery Type	Volts
DCB103	DWTD103	Li-Ion, NiCad, NiMH	7.2-20



## Battery Chargers 12V-20V



Charges all DEWALT 12V - 20V MAX\* Li-Ion Batteries. Charges the battery in 90 minutes or less. Yellow LED illuminates for Hot/Cold Pack Delay.

Mfg. No.	Order No.	Volts
DCB115	DWTDCB115	20

## Battery Chargers – Wall Outlet 12-20V — MAX\* Lithium-Ion Dual Port/USB



Charges two DEWALT® 12V-20V MAX\* Li-ion batteries. Includes two 115V USB ports to charge compatible devices. Diagnostics with LED indicator communicates battery charge status.

Mfg. No.	Order No.	Battery Type	Volts
DCB102	DWTDCB102	Li-Ion	12-20

## Battery Chargers – Vehicle Outlet 12V-20V — MAX\* Lithium-Ion



Charges all 12V - 20V MAX\* Lithium-Ion batteries from vehicle power outlet. Automatic shut-off protects from vehicle discharge. Diagnostics with LED indicator communicates battery charge status.

Mfg. No.	Order No.	Battery Type	Volts
DCB119	DWTDCB119	MAX* Li-Ion	12-20

## Power Stations 20V/60V FLEXVOLT™



1800 Watt Portable Power Station, 4 Port Parallel Charger, four 20V MAX\* batteries in, 15 amps out. BATTERIES SOLD SEPARATELY.

Mfg. No.	Order No.	Desc.
DCB1800B	DWTB1800B	Combo



## Battery Chargers – Wall Outlet 18V/M18™ — Lithium-Ion



Six pack sequential charger with integrated hang holes for vertical mounting, and pass through plug to conserve outlet space. Increase productivity on the jobsite with quick access to charged batteries.

Mfg. No.	Order No.	Battery Type	Volts
48-59-1806	MIL59-1806	Li-Ion	18

## Battery Chargers – Vehicle Outlet 12V/M12™ & 18V/M18™



Charges batteries sequentially, first in, first out. Manages individual cell voltage, temperature and charge status. Accepts all M12™ and M18™ batteries.

Mfg. No.	Order No.	Battery Type	Volts
48-59-1812	MIL59-1812	Li-Ion	12-18

## Battery Chargers Wall/Vehicle Outlet 12-18V — Lithium-Ion



MIL2510-20

MIL2710-20

Dually functional unit has capability to charge Lithium-Ion batteries in a traditional wall outlet or vehicle DC outlet. 2-in-1 design.

Mfg. No.	Order No.	Battery Type	Volts
2510-20	MIL2510-20	Li-Ion	12
2710-20	MIL2710-20	Li-Ion	18



# BOSCH

## Battery Chargers – Wall Outlet 18V — Lithium Ion



Charge all Bosch 18V Lithium-Ion batteries and tools. Flashing light indicates charging.

Mfg. No.	Order No.	Battery Type	Volts
BC660	BSHBC660	Li-Ion	18



## Battery Chargers – Wall Outlet 7.2-18V — NiCad & NiMH



For Ni-MH and Ni-Cd type cells. Universal voltage.

Mfg. No.	Order No.	Battery Type	Volts
DC1804	MAKDC1804	NiCad, NiMH	7.2-18



## Battery Chargers – Wall Outlet Li-Ion & NiMH – Rapid Optimum



Rapid Optimum Charger monitors battery and actively controls the current, voltage and temperature for faster charging and longer battery life.

Mfg. No.	Order No.	Battery Type	Volts
DC18RC	MAKDC18RC	Li-Ion, NiMH	7.2-18

## Battery Chargers – Vehicle Outlet 18V — Lithium-Ion/NiMH



Charge batteries with 12/24V DC socket in vehicle or boat. Optimum charging system for slide-on battery. Digital power display. Designed for all Makita slide type batteries.

Mfg. No.	Order No.	Battery Type	Volts
DC18SE	MAKDC18SE	Li-Ion, NiMH	7.2-18





## PORTER CABLE

### Battery Chargers – Wall Outlet 18V — Lithium-Ion/NiCad



Charges any P-C slide pack NiCad or Lithium-Ion battery. Hot and/or bad pack indicator.

Mfg. No.	Order No.	Battery Type	Volts
PCXMVC	PRTPCXMVC	Li-Ion, NiCad	18

## DEWALT

### Battery Packs 8V Max®



Lithium-Ion, Compact, light weight design with 1 hour charge time, no memory or self-discharge for maximum productivity and less downtime. Requires 8V MAX\* compatible charger (DCB095)

Mfg. No.	Order No.	Cell Type	Amp/Hr.	Volts
DCB080	DWTDCB080	Li-Ion	1.0	8

### Battery Packs 12V — Lithium Ion



High performance 2.0 Ah battery pack compatible with all DEWALT 12-Volt MAX tools. Compact, lightweight design with quick 30 minute charge time on DCB101 charger. No memory or self-discharge for maximum productivity and less downtime. Requires 12-volt MAX compatible charger (DCB100, DCB101 and DCB119)

Mfg. No.	Order No.	Cell Type	Amp/Hr.	Volts
DCB127	DWTDCB127	Li-Ion	2.0	12

## DEWALT

### Battery Packs 14.4V & 18V – Lithium-Ion



DWTDC9091

DWTDC9096

40% more run-time than standard batteries.

DWTDC9091: Runs all DeWalt® 14.4V tools.

DWTDC9096: Runs all DeWalt® 18V tools.

Mfg. No.	Order No.	Cell Type	Amp/Hr.	Volts
DC9091	DWTDC9091	Li-Ion	2.4	14.4
DC9096	DWTDC9096	Li-Ion	2.4	18

### Battery Packs 18V – NiCad 2-Pack



2.4AH, high capacity XRPTM batteries have 25% more run time than standard batteries. Powers all DeWalt® 18V tools, allowing for multiple tools to run off the same battery pack. Includes 2 per package.

Mfg. No.	Order No.	Cell Type	Amp/Hr.	Volts
DC9096-2	DWT48101	NiCad	2.4	18

### Battery Packs 20V – Lithium-Ion



Lithium ion 4-amp/hour high capacity battery pack provides up to 33% longer run-time than standard 20V MAX\* battery packs. 3-LED fuel gauge system allows immediate feedback on state of charge. No memory and virtually no self-discharge for maximum productivity and less downtime.

Mfg. No.	Order No.	Cell Type	Amp/Hr.	Volts
DCB204	DWTDCB204	Li-Ion	4	20

## DEWALT

### Battery Packs 18V-Lithium-Ion



Integrated L.E.D. battery charge level indicator allows user to monitor battery charge. Provides up to 65% more run time per charge compared to BL1830.

Mfg. No.	Order No.	Volts
BL1850B	MAKBL1850B	18

### Battery Packs 20V Lithium Ion



Compatible with DEWALT 20V MAX tools.

Mfg. No.	Order No.	Volts
DCB205-2	DWT37595	20

### Batteries 60V



The Power of Corded with the Flexibility of cordless. 4X The Runtime of DCB201 1.5Ah Battery, 3X The Power of DC9096 18V Battery. Tri-Platform compatibility with 20V MAX\*, 60V MAX\* and 120V MAX\*. Durable construction with single piece cell holder, LED State of Charge Display.

Mfg. No.	Order No.	Desc.
DCB606-2	DWTDCB6062	2 Pack

### Battery Packs 20V — Lithium Ion



Premium XR Lithium Ion pack provides up to 60% more capacity than standard 20V MAX\* battery pack. 3-LED Fuel Gauge, No Memory and virtually no self-discharge, Lightweight at 1.4 lbs and compatible with entire line of 20V MAX tools.

Mfg. No.	Order No.	Cell Type	Amp/Hr.	Volt
DCB205	DWTDCB205	Li-Ion	5.0	20



## Fast Chargers 20V/60V FLEXVOLT



Compatible with all 20V MAX\* and 60V MAX\* DEWALT BATTERIES. Internal Fan pull air across battery to cool and reduce hot/cold pack delays. This fan assisted cooling results in faster charge times and reduced downtime in the field. Charges a DCB606 FLEX VOLT battery in 60 minutes.

Mfg. No.	Order No.	Volts
DCB118	DWTDCB118	20/60



## Battery Packs 18V — REDLITHIUM™



MIL11-1820



MIL11-1850

Up to 2X more runtime, 20% more power & 2X more recharges than standard Li-ion batteries. Powers more than 40 M18™ cordless power tools. **MIL11-1820:** Features superior pack construction, electronics and performance to deliver more work per charge and more work over pack life. It offers 2.0 amp-hours of runtime and runs cooler and performs in climates below 0°F/-18°C. **MIL11-1850:** Features REDLITHIUM™ This protection routes water away from the electronics and out of the battery pack, extends run-time and life by minimizing heat, and prevents pack failures from vibration or drops. Allowing the battery to operate in conditions below 0°F/-18°C.

Mfg. No.	Order No.	Amp/Hrs.
48-11-1820	MIL11-1820	2.0
48-11-1850	MIL11-1850	5.0



## Battery Packs 12V — Lithium-Ion High Capacity



Delivers up to 2X more runtime, 20% more power and 2X more recharges than standard lithium-ion batteries. The M12™ REDLITHIUM™ XC 4.0 extended capacity battery pack features superior pack construction, electronics and performance to deliver more work per charge and more work over pack life. It offers 4.0 amp-hours of runtime & runs cooler and performs in climates below 0°F/-18°C.

Mfg. No.	Order No.	Cell Type	Amp/Hr.	Volts
48-11-2440	MIL11-2440	Li-Ion	4.0	12

## Battery Packs 28V — Lithium-Ion



Slide-on style for power tools and worklights. 3.0 Amp hours.

Mfg.No.	Order No.	Cell Type	Amp/Hr.	Volts
48-11-2830	MIL11-2830	Li-Ion	3.0	28

## Battery Packs 18V — NiCad



Highest quality cells, no memory effect, fast chargeout release latches. Powers most 18V Milwaukee cordless power tools.

Mfg. No.	Order No.	Cell Type	Amp/Hr.	Volts
48-11-2230	MIL11-2230	NiCad	2.4	18



## Battery Packs 9.6-18V — NiMH/NiCad



Stick, cordless.

Mfg. No.	Order No.	Cell Type	Amp/Hr.	Volts
193158-3	MAK1931583	Ni-MH	2.6	14.4
193159-1	MAK1931591	Ni-MH	2.6	18
B9000	MAKB9000	Ni-Cd	1.3	9.6



## Battery Packs 18V — NiCad



High output nickel cadmium battery cells with "no memory" technology provide up to 500 recharges. 1.5 Ah cells provide extended runtime on each charge.

Mfg. No.	Order No.	Cell Type	Amp/Hr.	Volts
PC18B	PRTPC18B	NiCad	1.5	18



## Battery Packs 12V — Lithium-Ion



Replacement battery delivers peak performance. For use with Dremel® 8200, 8220, and 8300 tools.

Mfg. No.	Order No.	Cell Type	Amp/Hr.	Volts
B812-01	DRM03394	Li-Ion	1.5	12

## DEWALT

### Spade Drills 1/2"



Variable speed reversible switch reduces air bubbles when mixing mud. 0-550 RPM provides increased torque for drilling and mud mixing. 9.0 AMPS, 120V motor provides enough power for any job site application. 7.5 lbs. increases user productivity and decreases user fatigue. Soft grip handle for increased comfort.

Mfg. No.	Order No.	Amps
DW130V	DWTDW130V	9

### Pistol Grip Drills 3/8"



All-metal with soft grip handle. All ball-bearing construction for durability and longer tool life

Mfg. No.	Order No.	Amps	RPM	Chuck
DWD112	DWTDWD112	8	0-2500	Keyless



### Pistol Grip Drills 3/8"



3/8" chuck. All metal gear case and soft grip handle. Two-finger trigger. Two-wire, 8 ft. cord. Use for metal and wood drilling and fastening applications. 10-1/4" tool length.

Mfg. No.	Order No.	Amps	RPM	Chuck
0240-20	MIL 0240-20	8	0-2800	Keyless

## PORTER CABLE

### Pistol Grip Drills 3/8"



Variable speed provides best results for drilling and driving. 3/8" keyless chuck for fast and easy bit changes. Features belt clip, lock-on button and soft grip handle.

Mfg. No.	Order No.	Amps	RPM	Chuck Type
PC600D	PRTPC600D	6	0-2500	Keyless

## DEWALT

### Pistol Grip Drills 1/2"



Double gear reduction motor with 1/2" shank. Drilling capacity 1-1/2" in wood (spade bit), 1-1/2" in steel (hole saw). 600-watts.

Mfg. No.	Order No.	Amps	RPM	Chuck Type
DW235G	DWTDW235G	7.8	0-850	Keyed



### Pistol Grip Drills 1/2"—Magnum®



Aluminum gear case and diaphragm. Trigger speed control, reversing switch, heat treated gears, 8 ft., three-wire Quik-Lok® cord. Removable brush cartridge and spare brushes included. 115V AC, 1/2"-20 spindle size. Measures 10-1/2" L. 1/2" drilling capacity in steel.

cluded. 115V AC, 1/2"-20 spindle size. Measures 10-1/2" L. 1/2" drilling capacity in steel.

Mfg. No.	Order No.	Amps	RPM	Chuck Type
0234-6	MIL0234-6	5.5	0-850	Keyed

### Angle Drills 3/8"



Metal framed gear train, large paddle trigger with forward/reverse lever, 3/8" keyed chuck, 1/2"-20 spindle, and textured palm grip.

Mfg. No.	Order No.	Amps	RPM	Chuck Type
0370-20	MIL0370-20	3.5	0-1300	Keyed

## Makita

### Angle Drills 3/8"



Double insulated. Compact design with paddle switch. Capacity 3/8" steel; 13/16" in wood. LED power indicator. Operates at 115V.

Mfg. No.	Order No.	Amps	RPM	Chuck Type
DA3010F	MAKDA3010F	4	0-2400	Keyed

## DEWALT

### Right Angle Drills 3/8"



Double gear reduction. Drilling capacity 1-1/8" in wood, 3/8" in steel. 200-watts max.

Mfg. No.	Order No.	Amps	RPM	Chuck Type
DWD160V	DWTDW160V	3.7	0-1200	Keyed



### Angle Drill Kits 1/2"



Head and handle swivel 360° and locks in any position. Variable speed with trigger speed control and reversing. Heat treated gears, glass reinforced nylon handle, ball and roller bearings. Quadruple gear reduction. 120V AC, 7 Amps. 1/2" drilling capacity in steel. Measures 16-3/4" L.

Mfg. No.	Order No.	No Load Drill Only RPM	RPM w/ RAD	
			Low Side	High Side
3002-1	MIL3002-1	0-600	0-400	0-900

### Angle Drills 1/2" — Hole-Hawg®



Compact, reversing design drills between studs and joists. Two-position pipe handle, three-position spade handle, two-speed gear shift, heat treated gears and ball and roller bearings. Powers up to 4-5/8" self-feed bit in low speed and 1-3/8" in high speed. 1/2" drilling capacity in steel. 5/8" diameter round spindle. Measures 6-1/2" L. 115V. 11.5 lbs.

Mfg. No.	Order No.	Amps	RPM	Chuck Type
1675-6	MIL1675-6	7.5	300/200	Keyed





## Right Angle Drills 1/2" — Super-Hawg®



Metal gear case, 9 ft. rubber three-wire cord, low speed clutch, reversing switch, gear shift knob, triple gear train, brush covers, rotating handle and T-bar front grip. 5/8"-16 spindle size. 1/2" drilling capacity in steel. 115V AC.

Mfg. No.	Order No.	Amps	RPM	Chuck Type
1680-20	MIL1680-20	13	1750/450	Keyed



## Stud & Joist Drills 1/2"



Design features triple gear reduction with 1/2" in wood, 5" in steel (hole saw). 850-watts.

Mfg. No.	Order No.	Amps	RPM	Chuck Type
DWD124	DWTDW124	11.5	300/1200	Keyed



## Hole-Shooter Drills 1/2"



For reaming and drilling large holes. Triple gear train with pipe handle, spade handle and long switch handle. Moly-chrome alloy steel gears deliver high torque and minimum wear. 5/8"-16 spindle size. 1/2" drilling capacity in steel. Measures 12-1/4" L. 115V

Mfg. No.	Order No.	Amps	RPM	Chuck Type
1660-6	MIL1660-6	7	450	Keyed



## Bench Top Drill Presses 8-12" Oscillating Sander



Compact machine can serve as either a drill press or an oscillating sander. Precision-ground sanding spindle can be used with sanding drums between 1" and 2" diameter. The spindle oscillates, resulting in a better finish and longer-lasting abrasives. Tilting table allows the user to sand and drill at different angles. Includes 2" dust ports, 1/2" drill chuck and removable safety key to help prevent unwanted starts.

Mfg. No.	Order No.	RPM	Swing In.	HP
W1667	WSKW1667	620-3100	8-1/2	1/2

## Drill Presses 17"



Solid, cast iron construction with rubber coated quick adjust handles for convenience. Aluminum finned motor, Morse Taper #3 spindle for larger direct mount bits, and closely spaced spindle shaft bearings provide accuracy. Includes built in light, 5/8" drill chuck.

Mfg. No.	Order No.	RPM	Swing In.	HP.
W1680	WSKW1680	140-3050	17	1



## Benchtop Drill Presses 13"



This 12 speed drill press doubles as an oscillating spindle sander with a built-in dust collection nozzle. Includes a 3-piece spindle sander drum kit with a mandrel and 80 grit sanding paper to fit the 1-Inch, 1-1/2-Inch and 2-Inch drums.

Mfg. No.	Order No.	HP	Volts	RPM.
W1668	WSKW1668	3/4	115	250-3050



## Drill Presses 17"



5" of spindle travel, a sturdy cast iron head with a poly v-belt drive system. Built-in LED work light. A large 14" x 19" work table with an edge designed for easy clamping.

Mfg. No.	Order No.	RPM.
716300	JET716300	210 - 3500





## Drill Presses 20-Inch Floor



20" floor drill press with a powerful 1.5 hp motor. Smooth-traveling table raises and lowers at the turn of a crank. 12 spindle speeds ranging from 150-4200 rpm; 3/4" chuck. Built-in work light; drill chuck and key included.

Mfg. No.	Order No.	RPM.
354170	JET354170	150-4200

## Drill Presses Variable Speed — Powermatic®




18" drill press. Mechanical variable speed allows for full range of speed with no belt changes. 6" quill travel with one handle revolution. Digital RPM readout optimizes spindle speed to application. Laser guides provide accurate indication for tool point. Two independent LED work lights eliminate shadows. Work table can be rotated to a 90° position. Replaceable square table insert with leveling screws.

Mfg. No.	Order No.	RPM	Swing In.	HP
1792800B	JETPM2800B	250 - 3,000	18	1



## Vise Clamps Drill Press



Drill press clamp adjusts quickly and easily to lock workpiece into any position. Clamping pad pivots to ensure uniform pressure.

Mfg. No.	Order No.	Jaw Size In.	OAL In.
D2192	WSKD2192	3	10

## Chuck Guards Drill Press Protection



Chuck guards are designed to protect the operator from accidental contact with moving parts and flying debris. The guard is spring loaded to conveniently flip out of the way for tool changes. Easy installation.

Mfg. No.	Order No.	Size In.
D4578	WSKD4578	13
D4579	WSKD4579	17

## Spindle Sanders Drum Kit



Drum Sander Set - This Drum Sander Set includes three rubber sanding drums 4-1/4" in length to accommodate 1", 1-1/2" and 2" diameter sanding sleeves. This kit also includes one 80-grit sleeve for each drum to get things started. (Note: Drum diameter sizes indicate OD of compatible sanding sleeves—not diameter of rubber drums.)

Mfg. No.	Order No.	Desc.
D2677	WSKD2677	80 Grit



## Sanding Sleeves




Sized to fit the D2677 Drum Sander Set, these hard Sanding Sleeves are 1" x 4-1/4" sold in 3 pack.

Mfg. No.	Order No.	Grit
D2686	WSKD2686	80
D2686	WSKD2686	120
D2694	WSKD2694	80
D2696	WSKD2696	120



## Drill Press Vises



Positions material for drilling, tapping and reaming applications. Features movable jaw plate and cross-patterened 90° V-groove stationary jaw.

Mfg. No.	Order No.	Jaw Dim. In. W x D	Open. In.
25A/12850	WLT25A	2-1/2 x 1-1/2	2-9/16

## Vacuum Base Vises



Features cast aluminum body and 360° swivel vacuum base with 180° tilting head. Includes rubber jaw inserts.

Mfg. No.	Order No.	Jaw Dim. In. W x D	Open. In.
3VB/63500	WLT3VB	2-1/2 x 1-1/2	2-1/2



## Drill Press Vises



Construction is equipped with hardened steel jaws, and fits most drill presses. Features easy mounting slots and unique pivot handle design for extra clamping pressure.

Mfg. No.	Order No.	Cap. In.
69997	WLT69997	4



## Drill Presses Magnetic



Powerful 13 amp motor, Tool-free adjustment: cutter to twist bit. Optimized cutting and drilling speeds, Tool free motor head adjustment. 3/4" weld-on quick change arbor.

Mfg. No.	Order No.	Box Speed
4272-21	MIL4272-21	2

## Drill Press Shank for 4270 Mag Drill Press



Converts magnetic press arbor to accept twist drill bits up to 1/2" dia., 6" L.

Mfg. No.	Order No.	Desc.
48-66-2125	MIL66-2125	1/2" Drill chuck arbor



## Drill Presses Electromagnetic



10.0 Amp Motor with 2-Speed settings provides optimal performance. Quick Change Chuck system allows for tool free change between 3/4" Weldon Shank and 1/2" keyed chuck. Quick Release feed handles provide tool free change of handles to either side of the tool. 4-3/8" Drill travel offers maximum capacity for heavy duty applications. Includes Magnetic Coolant Tank, Safety Chain, Adjustment Tools, Quick Change 1/2" Keyed Chuck, Kit Box

Mfg. No.	Order No.	Amps	Drill Travel In.
DWE1622K	DWTDWE1622	10	4-3/8



## Drill Bases Electromagnetic



For use on any flat ferrous material 1/2" or thicker. Stand is adjustable 3/4" in direction of base length and 20° right or left. Features electronic switching, feedback speed control, computer controlled reverse, soft start and motor/magnet interlock. Line lock-out prevents accidental startup.

Mfg. No.	Order No.	Dim. In. L x W x H	Drill Travel In.
4203	MIL4203	11 x 17-1/4 x 4-1/4	11



## Drill Motors Electromagnetic



MIL4253-1



MIL4262-1

For use with 4202 or 4203 drill stand. 120V AC.  
**MIL4253-1:** Capacity 1/2" drill, 5/8"-18 tap. One chuck position; chuck center distance from base 1-23/32" with plate forward, 31/32" with plate back.  
**MIL4262-1:** Dual mount gear case permits reverse drill mounting. Chuck center distance closest to base 2-1/8" with plate forward, 1-3/8" with plate back. Center distance farthest from base 5-3/32" with plate forward, 4-11/32" with plate back.

Mfg. No.	Order No.	Amps	RPM
4253-1	MIL4253-1	6.2	600
4262-1	MIL4262-1	11.5	350



## Annular Cutters



2" Cutting Depth

Use with 4270-20 magnetic drill stand. Features high speed steel 3/4" diameter shank. Alternating double-beveled teeth and thin wall design for fast cutting. Proprietary Steel and 3 Hardness Zones makes bits less susceptible to breakage. Fits most small magnetic drill presses.

Mfg. No.	Order No.	Dia. In.
49-59-2050	MIL59-2050	1/2
49-59-2056	MIL59-2056	9/16
49-59-2063	MIL59-2063	5/8
49-59-2069	MIL59-2069	11/16
49-59-2075	MIL59-2075	3/4
49-59-2081	MIL59-2081	13/16
49-59-2089	MIL59-2089	7/8
49-59-2094	MIL59-2094	15/16
49-59-2100	MIL59-2100	1
49-59-2106	MIL59-2106	1-1/16
49-59-2113	MIL59-2113	1-1/8
49-59-2125	MIL59-2125	1-1/4
49-59-2138	MIL59-2138	1-3/8
49-59-2150	MIL59-2150	1-1/2







## Annular Cutter Sets



3/4" shank. One centering pin size for all 2" depth cutters. 20% thinner wall construction for faster cutting. Dual alternating tooth geometry for more aggressive cutting as well as increased chip ejection. Includes sizes 1/2, 9/16, 5/8, 11/16, 3/4, 13/16, 7/8, 15/16 and 1-1/16", two pilot bits and case.

Mfg. No.	Order No.	Desc.
49-22-8410	MIL22-8410	9-Pc. Annular cutter set

## Ejector Pins Annular Cutter



Fits 2" deep annular cutters. 2 per pkg.

Mfg. No.	Order No.	For Cutter Size In.
44-60-1721	MIL60-1721	1/2 - 1-1/2

## Cutting Fluids Hawg Wash®



For use in extreme pressure applications and general machining tasks. Water soluble chemical concentrate with sulphur and chlorine additives. Makes one gallon of solution.

Mfg. No.	Order No.	Size Oz.
49-32-0081	MIL32-0081	16



## Wax Lubricants BruteLube



For use with Rotobroute hole saws. Extends tool life, reduces chip welding and protects against friction and heat. Will not drip in overhead applications.

Mfg. No.	Order No.	Size Oz.
XLUB-WAX-2	CHM05590	2



## Hole Saws Rotobroute



**CT5 SERIES:** For use in an electric drill: Ideal for drilling steel plate, stainless steel, iron, aluminum, copper, cast iron, fiberglass and plastics up to 3/16" inch thick.



**CT7 SERIES:** For use in an electric drill: Ideal for drilling steel plate, stainless steel, iron, aluminum, copper, cast iron, fiberglass and plastics up to 1 inch thick

### CT5 SERIES 3/16" Cutting Depth

Mfg. No.	Order No.	Dia. In.	Depth In.
CT5-5/8	CHM05447	5/8	3/16
CT5-3/4	CHM05449	3/4	3/16
CT5-7/8	CHM05451	7/8	3/16
CT5-1	CHM05453	1	3/16
CT5-1-1/8	CHM05455	1-1/8	3/16
CT5-1-1/4	CHM05457	1-1/4	3/16
CT5-1-3/8	CHM05459	1-3/8	3/16

### CT7 SERIES 1" Cutting Depth

CT7-5/8	CHM05486	5/8	1
CT7-3/4	CHM05488	3/4	1
CT7-7/8	CHM05490	7/8	1
CT7-1	CHM05492	1	1
CT7-1-1/8	CHM05494	1-1/8	1
CT7-1-1/4	CHM05496	1-1/4	1
CT7-1-3/8	CHM05498	1-3/8	1

### Hole Saw Sets

Mfg. No.	Order No.	Desc.
CT5-SET-1	CHM06595	5-Pc. hole saw set
CT7-SET-1	CHM05543	4-Pc. hole saw set

### Replacement Pilot Bits

Mfg. No.	Order No.	For Use With
CT5-PILOT	CHMCT5	CT5 Series
CT7-PILOT	CHMCT7	CT7 Series



## Drill Bit Sets Cobalt Pilot Point



Designed for maximum speed and life, Pilot point and split tip design. No bit walking - more user control, Intended to be used on hard metals.

Mfg. No.	Order No.	Desc.
DWA1269	DWTDWA1269	29 Piece Set

## Drill Bit Sets Pilot Point®



DWTDW1169



DWTDW1969

Pilot Point® tip starts on contact for clean, accurate holes and reduces lock-up on breakthrough. No-spin shank prevents spinning in chuck and tapered web provides greater durability. Size markings located above shank to prevent wearing away.

**DWTDW1169:** 1/16" - 3/8" bit range in ABS plastic storage case.

**DWTDW1969:** 1/16" - 1/2" in 64th increments in metal index case.

Mfg. No.	Order No.	Desc.
DW1169	DWTDW1169	14-Pc. HSS Pilot Point® drill bit set
DW1969	DWTDW1969	29-Pc. HSS Pilot Point® drill bit set



## Drill Bits Titanium Bit Set



Titanium nitride coating, 1/16" to 1/2" in increments of 1/64", capable of lasting up to six times as long as uncoated bits. Housed in a rugged steel indexed case.

Mfg. No.	Order No.	Desc.
D1136	WSKD1136	29 Piece titanium bit set



## Drill Bit Sets



High-speed steel construction.

Mfg. No.	Order No.	Size Range	No. Pcs.
99809/T18D	TTD99809	1/16" - 1/2" x 32nds	15

## Drill Bit Sets



29 piece HSS 135° S/P drill set. 1/16" - 1/2" x 64ths.

Mfg. No.	Order No.	Desc.
99803	TTD99803	Drill Bit Set



## Drill Bit Sets Reduced Shank



High-speed steel with black oxide finish.

Mfg. No.	Order No.	Shank Dia. In.	Size Range	No. Pcs.
90596/T98F	TTD90596	1/2	9/16" - 1" x 16ths	8

## Drill Bit Sets Trinado™



135° split point made of premium grade high speed steel. Sizes 3/16" and larger have 3-flats on shank. Black/bronze oxide finish.

Mfg. No.	Order No.	Size Range In.	No. Pcs.
90553/T17MDC	TTD90553	1/16 - 1/2 x 64ths	29

## Drill Bit Sets



118° slit point bits. High speed steel construction. For hex or adjustable power tool chucks. For hard and soft wood, plywood, particle board, plastic and metal.

Mfg. No.	Order No.	Desc.
45432/T47HEX	TTD45432	7-Pc. set
90490/SAD-13	TTD90490	13-Pc. set
90491/SAD-21	TTD90491	21-Pc set



## Drill Bit Sets Titanium Nitride — Metal Master



Set includes 1/16 (2 ea.), 5/64, 3/32, 7/64, 1/8 (2 ea.), 9/64, 5/32, 11/64, 3/16, 13/64, 7/32, 15/64, 1/4, 5/16, and 3/8".

Mfg. No.	Order No.	Desc.
871570	MIB87157	17-Pc. Set



## Drill Bits Jobber Length — Series R10



High-speed steel with black oxide finish. 118° conventional point. For general purpose drilling.

Mfg. No.	Order No.	Dia. In.	Flute Lgth. In.	OAL In.
1/16 T1D	TTD11404	1/16	7/8	1-7/8
5/64 T1D	TTD11405	5/64	1	2
3/32 T1D	TTD11406	3/32	1-1/4	2-1/4
7/64 T1D	TTD11407	7/64	1-1/2	2-5/8
1/8 T1D	TTD11408	1/8	1-5/8	2-3/4
9/64 T1D	TTD11409	9/64	1-3/4	2-7/8
5/32 T1D	TTD11410	5/32	2	3-1/8
11/64 T1D	TTD11411	11/64	2-1/8	3-1/4
3/16 T1D	TTD11412	3/16	2-5/16	3-1/2
13/64 T1D	TTD11413	13/64	2-7/16	3-5/8
7/32 T1D	TTD11414	7/32	2-1/2	3-3/4
15/64 T1D	TTD11415	15/64	2-5/8	3-7/8
1/4 T1D	TTD11416	1/4	2-3/4	4
17/64 T1D	TTD11417	17/64	2-7/8	4-1/8
9/32 T1D	TTD11418	9/32	2-15/16	4-1/4
19/64 T1D	TTD11419	19/64	3-1/16	4-3/8
5/16 T1D	TTD11420	5/16	3-3/16	4-1/2
21/64 T1D	TTD11421	21/64	3-5/16	4-5/8
11/32 T1D	TTD11422	11/32	3-7/16	4-3/4
23/64 T1D	TTD11423	23/64	3-1/2	4-7/8
3/8 T1D	TTD11424	3/8	3-5/8	5
25/64 T1D	TTD11425	25/64	3-3/4	5-1/8
13/32 T1D	TTD11426	13/32	3-7/8	5-1/4
27/64 T1D	TTD11427	27/64	3-15/16	5-3/8
7/16 T1D	TTD11428	7/16	4-1/16	5-1/2
29/64 T1D	TTD11429	29/64	4-3/16	5-5/8
15/32 T1D	TTD11430	15/32	4-5/16	5-3/4
31/64 T1D	TTD11431	31/64	4-3/8	5-7/8
1/2 T1D	TTD11432	1/2	4-1/2	6





## Drill Bits Series 500-12 – Extra Length

High-speed steel with black oxide finish. 135° split point. 12" shaft.

Mfg. No.	Order No.	Dia. In.	Flute Lgth. In.
1/8 T12HH	TTD58508	1/8	1-5/8
5/32 T12HH	TTD58510	5/32	2
3/16 T12HH	TTD58512	3/16	2-5/16
7/32 T12HH	TTD58514	7/32	2-1/2
1/4 T12HH	TTD58516	1/4	2-3/4
9/32 T12HH	TTD58518	9/32	2-15/16
5/16 T12HH	TTD58520	5/16	3-3/16
3/8 T12HH	TTD58524	3/8	3-5/8
7/16 T12HH	TTD58528	7/16	4-1/16
1/2 T12HH	TTD58532	1/2	4-1/2

## Drill Bits Reduced Shank

High-speed steel construction with black oxide finish. 1/2" flatted reduced shank. 3" flute length, 6" overall length. 118° conventional point.

Mfg. No.	Order No.	Dia. In.
33/64 T9F	TTD92833	33/64
17/32 T9F	TTD92834	17/32
9/16 T9F	TTD92836	9/16
37/64 T9F	TTD92837	37/64
19/32 T9F	TTD92838	19/32
5/8 T9F	TTD92840	5/8
21/32 T9F	TTD92842	21/32
11/16 T9F	TTD92844	11/16
45/64 T9F	TTD92845	45/64
23/32 T9F	TTD92846	23/32
3/4 T9F	TTD92848	3/4
49/64 T9F	TTD92849	49/64
25/32 T9F	TTD92850	25/32
13/16 T9F	TTD92852	13/16
7/8 T9F	TTD92856	7/8
29/32 T9F	TTD92858	29/32
59/64 T9F	TTD92859	59/64
15/16 T9F	TTD92860	15/16
1 T9F	TTD92864	1
1 1/16 T9F	TTD92868	1-1/16
1 1/8 T9F	TTD92872	1-1/8
1 3/16 T9F	TTD92876	1-3/16
1 1/4 T9F	TTD92880	1-1/4
1 5/16 T9F	TTD92884	1-5/16
1 3/8 T9F	TTD92888	1-3/8
1 1/2 T9F	TTD92896	1-1/2



## Drill Bits Series 500-6 – Extra Length

High-speed steel construction with black oxide finish. 135° split point. 6" shaft.

Mfg. No.	Order No.	Dia. In.	Flute Lgth. In.
1/8 T6HH	TTD57508	1/8	1-5/8
5/32 T6HH	TTD57510	5/32	2
3/16 T6HH	TTD57512	3/16	2-5/16
7/32 T6HH	TTD57514	7/32	2-1/2
1/4 T6HH	TTD57516	1/4	2-3/4

## Drill Bits Jobber Length — Series R10C0

High speed cobalt steel construction. 135° split point except as noted. NAS 907, Type J.

Mfg. No.	Order No.	Dia. In.	Flute Lgth. In.	OAL In.
1/16 T1C	TTD11504	1/16	7/8	1-7/8
5/64 T1C	TTD11505	5/64	1	2
3/32 T1C	TTD11506	3/32	1-1/4	2-1/4
7/64 T1C	TTD11507	7/64	1-1/2	2-5/8
1/8 T1C	TTD11508	1/8	1-5/8	2-3/4
9/64 T1C	TTD11509	9/64	1-3/4	2-7/8
5/32 T1C	TTD11510	5/32	2	3-1/8
11/64 T1C	TTD11511	11/64	2-1/8	3-1/4
3/16 T1C	TTD11512	3/16	2-5/16	3-1/2
13/64 T1C	TTD11513	13/64	2-7/16	3-5/8
7/32 T1C	TTD11514	7/32	2-1/2	3-3/4
15/64 T1C	TTD11515	15/64	2-5/8	3-7/8
1/4 T1C	TTD11516	1/4	2-3/4	4
17/64 T1C	TTD11517	17/64	2-7/8	4-1/8
9/32 T1C	TTD11518	9/32	2-15/16	4-1/4
19/64 T1C	TTD11519	19/64	3-1/16	4-3/8
5/16 T1C	TTD11520	5/16	3-3/16	4-1/2
21/64 T1C	TTD11521	21/64	3-5/16	4-5/8
11/32 T1C	TTD11522	11/32	3-7/16	4-3/4
23/64 T1C	TTD11523	23/64	3-1/2	4-7/8
3/8 T1C	TTD11524	3/8	3-5/8	5
25/64 T1C	TTD11525	25/64	3-3/4	5-1/8
13/32 T1C	TTD11526	13/32	3-7/8	5-1/4
27/64 T1C	TTD11527	27/64	3-15/16	5-3/8
7/16 T1C	TTD11528	7/16	4-1/16	5-1/2
29/64 T1C	TTD11529	29/64	4-3/16	5-5/8
15/32 T1C	TTD11530	15/32	4-5/16	5-3/4
31/64 T1C	TTD11531	31/64	4-3/8	5-7/8
1/2 T1C	TTD11532	1/2	4-1/2	6



## Drill Bits Jobber Length — Series R18B — Wire

High-speed steel construction with black oxide finish. 135° split point.

Mfg. No	Order No.	Dia.	Flute Lgth. In.	OAL In.
1 T2D	TTD12401	1	2-5/8	3-7/8
2 T2D	TTD12402	2	2-5/8	3-7/8
3 T2D	TTD12403	3	2-1/2	3-3/4
4 T2D	TTD12404	4	2-1/2	3-3/4
5 T2D	TTD12405	5	2-1/2	3-3/4
6 T2D	TTD12406	6	2-1/2	3-3/4
7 T2D	TTD12407	7	2-7/16	3-5/8
8 T2D	TTD12408	8	2-7/16	3-5/8
9 T2D	TTD12409	9	2-7/16	3-5/8
10 T2D	TTD12410	10	2-7/16	3-5/8
11 T2D	TTD12411	11	2-5/16	3-1/2
12 T2D	TTD12412	12	2-5/16	3-1/2
13 T2D	TTD12413	13	2-5/16	3-1/2
14 T2D	TTD12414	14	2-3/16	3-3/8
15 T2D	TTD12415	15	2-3/16	3-3/8
16 T2D	TTD12416	16	2-3/16	3-3/8
17 T2D	TTD12417	17	2-3/16	3-3/8
18 T2D	TTD12418	18	2-1/8	3-1/4
19 T2D	TTD12419	19	2-1/8	3-1/4
20 T2D	TTD12420	20	2-1/8	3-1/4
21 T2D	TTD12421	21	2-1/8	3-1/4
22 T2D	TTD12422	22	2	3-1/8
23 T2D	TTD12423	23	2	3-1/8
24 T2D	TTD12424	24	2	3-1/8
25 T2D	TTD12425	25	1-7/8	3
26 T2D	TTD12426	26	1-7/8	3
27 T2D	TTD12427	27	1-7/8	3
28 T2D	TTD12428	28	1-3/4	2-7/8
29 T2D	TTD12429	29	1-3/4	2-7/8
30 T2D	TTD12430	30	1-5/8	2-3/4
31 T2D	TTD12431	31	1-5/8	2-3/4
32 T2D	TTD12432	32	1-5/8	2-3/4
33 T2D	TTD12433	33	1-1/2	2-5/8
34 T2D	TTD12434	34	1-1/2	2-5/8
35 T2D	TTD12435	35	1-1/2	2-5/8
36 T2D	TTD12436	36	1-7/16	2-1/2
37 T2D	TTD12437	37	1-7/16	2-1/2
38 T2D	TTD12438	38	1-7/16	2-1/2
39 T2D	TTD12439	39	1-3/8	2-3/8
40 T2D	TTD12440	40	1-3/8	2-3/8
41 T2D	TTD12441	41	1-3/8	2-3/8
42 T2D	TTD12442	42	1-1/4	2-1/4
43 T2D	TTD12443	43	1-1/4	2-1/4
44 T2D	TTD12444	44	1-1/8	2-1/8
45 T2D	TTD12445	45	1-1/8	2-1/8
46 T2D	TTD12446	46	1-1/8	2-1/8
47 T2D	TTD12447	47	1	2
48 T2D	TTD12448	48	1	2
49 T2D	TTD12449	49	1	2
50 T2D	TTD12450	50	1	2
51 T2D	TTD12451	51	1	2
52 T2D	TTD12452	52	7/8	1-7/8





## Drill Bits Jobber Length — R18 — Wire



High-speed steel construction with black oxide finish. 118° conventional point. For general purpose drilling.

Mfg. No.	Order No.	Dia.	Flute Lgth. In.	OAL In.
53 T2D	TTD12453	53	7/8	1-7/8
54 T2D	TTD12454	54	7/8	1-7/8
55 T2D	TTD12455	55	7/8	1-7/8
56 T2D	TTD12456	56	3/4	1-7/8
57 T2D	TTD12457	57	3/4	1-3/4
58 T2D	TTD12458	58	11/16	1-3/4
59 T2D	TTD12459	59	11/16	1-5/8
60 T2D	TTD12460	60	11/16	1-5/8

## Drill Bits Jobber Length — R15B — Letter



Heavy-duty, high-speed steel construction. 135° split point. NAS 907, Type B. 12 pack.

Mfg. No.	Order No.	Dia.	Flute Lgth. In.	OAL In.
F T3D	TTD13406	F	2-7/8	4-1/8

## Drill Bits Screw Machine Length



High-speed steel construction with black oxide finish. 135° split point. NAS 907, Type C.

Mfg. No.	Order No.	Dia. In.	Flute Lgth. In.	OAL In.
1/8 T4	TTD44408	1/8	7/8	1-7/8
9/64 T4	TTD44409	9/64	15/16	1-15/16
5/32 T4	TTD44410	5/32	1	2-1/16
3/16 T4	TTD44412	3/16	1-1/8	2-3/16
7/32 T4	TTD44414	7/32	1-1/4	2-3/8
1/4 T4	TTD44416	1/4	1-3/8	2-1/2
3/8 T4	TTD44424	3/8	—	—



## Drill Bits Trinado



Three sided shank provides positive grip in power tools. 135° point. High speed steel construction. For use in medium and high-tensile strength alloy materials.

Mfg. No.	Order No.	Dia. In.
3/16 T1M	TTD33312	3/16
13/64 T1M	TTD33313	13/64
7/32 T1M	TTD33314	7/32
15/64 T1M	TTD33315	15/64
1/4 T1M	TTD33316	1/4
17/64 T1M	TTD33317	17/64
9/32 T1M	TTD33318	9/32
19/64 T1M	TTD33319	19/64
5/16 T1M	TTD33320	5/16
21/64 T1M	TTD33321	21/64
11/32 T1M	TTD33322	11/32
23/64 T1M	TTD33323	23/64
3/8 T1M	TTD33324	3/8
25/64 T1M	TTD33325	25/64
13/32 T1M	TTD33326	13/32
27/64 T1M	TTD33327	27/64
7/16 T1M	TTD33328	7/16
29/64 T1M	TTD33329	29/64
15/32 T1M	TTD33330	15/32
31/64 T1M	TTD33331	31/64
1/2 T1M	TTD33332	1/2

## Left Hand Drill Bits Jobber Length — Series L10



Bright finished high speed steel. For general purpose use. 118° conventional point.

Mfg. No.	Order No.	Dia. In.	Flute Lgth. In.	OAL In.
1/8 T1L	TTD11108	1/8	1-5/8	2-3/4
3/16 T1L	TTD11112	3/16	2-5/16	3-1/2
1/4 T1L	TTD11116	1/4	2-3/4	4



## Drill Bits Reduced Shank



For drilling large holes with 1/4" drills. Precision-ground high-speed steel. 2-1/2" flute length, 4" overall length. 118° point.

Mfg. No.	Order No.	Dia. In.
10420	VEA10420	5/16
10424	VEA10424	3/4
10428	VEA10428	7/16
10432	VEA10432	1/2

## High-Speed Steel Drill Bits 1/2" Shank



Precision-ground with 118° helical point. Self-centering; requires feed pressure. For use in machine shops, farms, garages and maintenance depots. Reduced shank allows use with drills/drill presses to drill large holes. Drills wood, plastic and metal. 6" overall length with 3-7/8" flutes.

Mfg. No.	Order No.	Dia. In.
10536	VEA10536	9/16
10540	VEA10540	5/8
10544	VEA10544	11/16
10548	VEA10548	3/4
10556	VEA10556	7/8
10560	VEA10560	15/16
10564	VEA10564	1



## Impact Drill Bit Sets Titanium



Includes Titanium SHOCKWAVE™: (1) 1/16" (48-89-4601), (1) 5/64" (48-89-4602), (1) 3/32" (48-89-4603), (2) 7/64" (48-89-4604), (2) 1/8" (48-89-4605), (1) 9/64" (48-89-4606), (1) 5/32" (48-89-4607), (2) 3/16" (48-89-4609), (1) 7/32" (48-89-4611), (1) 1/4" (48-89-4613), (1) 5/16" (48-89-4617), (1) 3/8" (48-89-4621), (1) 1/2" (48-89-4629).

Mfg. No.	Order No.	Desc.
48-89-4630	MIL89-4630	15PC





## Impact Drill Bit Sets Titanium



Includes Titanium SHOCKWAVE™: (2) 1/16" (48-89-4601), (2) 5/64" (48-89-4602), (1) 3/32" (48-89-4603), (2) 7/64" (48-89-4604), (2) 1/8" (48-89-4605), (1) 9/64" (48-89-4606), (2) 5/32" (48-89-4607), (1) 11/64" (48-89-4608), (2) 3/16" (48-89-4609), (1) 13/64" (48-89-4610), (1) 7/32" (48-89-4611), (2) 1/4" (48-89-4613), (1) 5/16" (48-89-4617), (1) 3/8" (48-89-4621), (1) 1/2" (48-89-4629).

Mfg. No.	Order No.	Desc.
48-89-4631	MIL89-4631	23PC

## Impact Drill Bits Titanium Impact



Titanium Coating. SHOCKWAVE™ Impact Duty, Engineered for Drills and Impacts, the RED HELIX™ Design for Rapid Chip Removal™. 135 degree split point for precision start no walking.

Mfg. No.	Order No.	Size In.
48-89-4601	MIL89-4601	1/16"
48-89-4602	MIL89-4602	5/64"
48-89-4603	MIL89-4603	3/32"
48-89-4604	MIL89-4604	7/64"
48-89-4605	MIL89-4605	1/8"
48-89-4606	MIL89-4606	9/64"
48-89-4607	MIL89-4607	5/32"
48-89-4608	MIL89-4608	11/64"
48-89-4609	MIL89-4609	3/16"
48-89-4610	MIL89-4610	13/64"
48-89-4611	MIL89-4611	7/32"
48-89-4612	MIL89-4612	15/64"
48-89-4613	MIL89-4613	1/4"
48-89-4617	MIL89-4617	5/16"
48-89-4621	MIL89-4621	3/8"
48-89-4625	MIL89-4625	7/16"
48-89-4629	MIL89-4629	1/2"



## Drill Bits HSS



118° self-centering split point. High Speed Steel (HSS) drill bit with 1/4" hex shank. Recommended use in hard wood, soft wood, plywood particle board and plastic metal. Black oxide finish.

Mfg. No.	Order No.	Dia. In.	Flute Lgth. In.	OAL In.
045404	TTD45404	1/16	5/8	2-1/4
045406	TTD45406	3/32	3/4	2-7/16
045408	TTD45408	1/8	7/8	2-5/8
045410	TTD45410	5/32	1	2-13/16
045412	TTD45412	3/16	1-1/8	3
045414	TTD45414	7/32	1-1/4	3-1/8
045416	TTD45416	1/4	1-3/8	3-3/16



## Combo Drill Bits



Hardened steel construction. Complete hole drilling, tapping, and deburring/countersinking in one operation. Tapered design to prevent thread damage. Tap up to 10-gauge metal.

Mfg. No.	Order No.	Dia. In.	TPI
17628	GRL11628	3/8	16
11627	GRL11627	5/16	18
17615	GRL17616	1/4	20
17613	GRL17613	#10	24
17615	GRL17615	#12	24
17611	GRL17611	#6	32
17612	GRL17612	#8	32
17614	GRL17614	#10	32

## Drill/Tap Sets 6-Piece



For hole drilling, tapping up to 10-gauge metal and deburring/countersinking. Hardened high-speed steel construction. Includes 6-32NC, 8-32NC, 10-24NC, 10-32NF, 12-24NC and 1/4-20NC drill/tap bits and quick change adapter.

Mfg. No.	Order No.	Desc.
17620	GRL17620	6-Pc. drill tap set



## Drill & Tap Bits



Hardened steel construction. Complete hole drilling, tapping, and deburring/countersinking in one operation. Tapered design to prevent thread damage. Tap up to 10-gauge metal.

Mfg. No.	Order No.	Dia. In.	TPI
11627	GRL11627	5/16	18
17616	GRL17616	1/4	20
11628	GRL11628	3/8	16
17611	GRL17611	#6	32
17612	GRL17612	#8	32
17613	GRL17613	#10	24
17614	GRL17614	#10	32
17615	GRL17615	#12	24



## Glass & Tile Bit Sets 8-Pc.



High quality carbide construction with reinforced head that prevents bit cracking and a three flat shank to prevent slippage. Features a precision tip that helps to stop bit walking. Sizes include 1/8, 3/16, 1/4, 5/16, 3/8, 1/2, 5/8 and 3/4". Also included is a Brute Tough™ case.

Mfg. No.	Order No.	Desc.
GT3000	BSHGT3000	8-Pc. glass and tile bit set



## Drill Bits Glass & Tile



Carbide tipped spear point. For drilling in glass, tile, mirrors and ceramics.

Mfg. No.	Order No.	Dia. In.
1/8 TG6	TTD39108	1/8
1/4 TG6	TTD39116	1/4
3/8 TG6	TTD39124	3/8



## Drill Bit Sharpeners Model 350X



For use in home workshops. Sharpens steel, carbide, TiN-coated and masonry bits. Features on-chuck alignment, V-block jaws, ergonomic profile and permanent magnet motor for consistent power.

Mfg. No.	Order No.	Bit Size In.
DD350X	DRD03679	3/32 – 1/2

## Drill Bit Sharpeners Model 750X



For sharpening steel, carbide, cobalt and TiN-coated drill bits, including split points and masonry bits. Features "push to stop" design on drill point splitting port, permanent magnet motor for consistent power, replaceable wheel, one piece alignment, metal sharpening tube, long jaws and jaw guide. Includes hard-shell case.

Mfg. No.	Order No.	Bit Size In.
DD750X	DRD03682	3/32 – 3/4



## Bi-Metal Hole Saw Kits Big Daddy™ 2000



**Hole saw sizes:** 3/4, 7/8, 1, 1-1/8, 1-3/8, 1-1/2, 1-3/4, 2, 2-1/8, 2-1/4, 2-11/16, 3, 3-1/4, 3-3/8, 3-5/8, 3-3/4, 4-1/8, 4-1/2 and 4-3/4".

**Arbors:** 1L, 2L, 5L.

**Pilot drills:** (2) 4321 and (1) 56PD.

Mfg. No.	Order No.	Desc.
308042000G	LEN30804	Bi-Metal hole saw kit



## Hole Saw Kits Electricians'



Includes hole saw sizes 3/4, 7/8, 1-1/8, 1-3/8, 1-3/4, 2, 2-1/2, 2-11/16, 3, 3-5/8, 4-1/8 and 4-3/4", arbor sizes 2L & 5L and (2) 4321 and (1) 56PD pilot drills.

Mfg. No.	Order No.	Kit Desc.
308021200L	LEN30802	17-Pc. Electrician's hole saw

## Bi-Metal Hole Saw Kits Electricians'



Enhanced tooth geometry, thin kerf design and advanced coating. Features the SPEED SLOT™ for easy plug removal. Cuts both metal and wood. Impact-resistant polypropylene case with durable metal latch for tough work environments. Mini Kit includes 7/8, 1-1/8, 1-3/8, 1-3/4, 2 and 2-1/2" hole saws and a 2L and a 5L SNAP-BACK® arbor.

Mfg. No.	Order No.	Kit Desc.
1815139	LEN1815139	8-Pc. electricians' hole saw



## Hole Saw Kits Ice Hardened™



Features cryogenic hardening process for long blade life, wide, angled and offset slots for easy plug access and bi-metal construction with 8% cobalt for increased wear resistance.

**MIL22-4095:** Includes two arbors with pilot bits and two additional pilot bits, adapter, spacer and six hole saw sizes: 7/8, 1-1/8, 1-3/8, 1-3/4, 2 and 2-1/2".

**MIL22-4145:** Includes two arbors with pilot bits and two additional pilot bits, adapter spacer and six hole saw sizes: 3/4, 7/8, 1-1/8, 1-1/2, 1-3/4 and 2-1/4".

**MIL22-4005:** Includes Twist-Release™ arbor with pilot bit and additional pilot bit, 1/8" hex key, adapter and five hole saw sizes: 3/4, 7/8, 1, 1-1/8 and 1-1/2".

**MIL22-4175:** Includes two arbors with pilot bits and two additional pilot bits, adapter, spacer, and eleven hole saw sizes: 3/4, 7/8, 1, 1-1/8, 1-3/8, 1-1/2, 1-1/2, 1-3/4, 2, 2-1/8, 2-1/4 and 2-1/2".

**MIL22-4185:** Includes three arbors with pilot bits and three additional pilot bits and twenty-two hole saw sizes: 3/4, 7/8, 1, 1-1/8, 1-1/4, 1-3/8, 1-1/2, 1-3/4, 2, 2-1/8, 2-1/4, 2-1/2, 2-5/8, 3, 3-1/4, 3-3/8, 3-5/8, 3-3/4, 4-1/8, 4-1/4, 4-1/2 and 4-3/4".

Mfg. No.	Order No.	Kit Desc.
49-22-4095	MIL22-4095	10-Pc. electricians'
49-22-4145	MIL22-4145	10-Pc. plumbers'
49-22-4005	MIL22-4005	8-Pc. general purpose kit
49-22-4175	MIL22-4175	15-Pc. general purpose
49-22-4185	MIL22-4185	28-Pc. general purpose



## Door Lock Installation Kits Bi-Metal



Includes drill guide, 2-1/8" and 1" bi-metal hole saws, mandrel with pilot drill bit, mandrel adapter, instructions and case.

Mfg. No.	Order No.	Kit Desc.
D180004	DWTD180004	Bi-Metal door lock installation







## Hole Saw Kits Ceramic Tile — 6-Pc.



For cutting ceramic tile, marble, composites, masonry and slate. High carbon steel body construction.

Mfg. No.	Order No.	Saw Sizes In.
721091	MIB10135	3/4, 7/8, 1-1/8, and 2



## Hole Saw Sets Diamond Grit



7-piece hole saw set. Vacuum-brazed, diamond grit for fast cuts. Segmented teeth reduce debris and heat. AutoStart™ pilot bit is spring-loaded. Retractable shaft allows walk-free cutting without a pilot hole. Unique grind starts holes accurately. Includes plastic case.

Mfg. No.	Order No.	Hole Saw Sizes In.
HDG7	BSHHDG7	5/8 - 2-1/4

## Diamond Hole Saw Sets



Vacuum brazing technology for faster cutting and longer life. Features quick change adapter for easy and efficient size changes. Cuts masonry, tile marble, and granite.

Mfg. No.	Order No.	Desc.	Cut Depth In.
HDGM	BSHHDGM	3 piece set	3/16, 1/4, 1/2



## BOSCH Diamond Hole Saws



Unit features integral quick change adapter allowing holesaw size changes in seconds. Cuts masonry, tile marble, and granite.

Mfg. No.	Order No.	Diameter In.
HDG316	BSHHDG316	3/16
HDG516	BSHHDG516	5/16
HDG12	BSHHDG12	1/2
HDG14	BSHHDG14	1/4
HDG38	BSHHDG38	3/8
HDG34	BSHHDG34	3/4
HDG58	BSHHDG58	5/8
HDG1	BSHHDG1	1
HDG112	BSHHDG112	1-1/2
HDG114	BSHHDG114	1-1/4
HDG138	BSHHDG138	1-3/8
HDG134	BSHHDG134	1-3/4
HDG2	BSHHDG2	2
HDG214	BSHHDG214	2-1/4
HDG212	BSHHDG212	2-1/2
HDG312	BSHHDG312	3-1/2
HDG3	BSHHDG3	3
HDG4	BSHHDG4	4

## Diamond Hole Saw Arbors Quick Change™



Quick change mandrel for fast hole saw changes. Pilot bit has carbide tip for long life and retractable shaft aligns walk-free drilling without a pilot hole.

Mfg. No.	Order No.	Fits Hole Saw Sizes In.	Chuck Size In.
HDGQA	BSHHDGQA	3/4 - 4-1/8	3/8

## Pilot Bit Power Change™ Mandrel



Bi-metal. Includes assortment of hole saw cup sizes and arbor with pilot bit. One arbor needed to switch out any hole saw.

## Mandrels and Accessories

Mfg. No.	Order No.	Dia. in..
HB85PB	BSH32362	1/4



## BOSCH Hole Saws Impact



Durable thin-wall construction for fast, clean cutting. Features depth stop to prevent breakthrough on work surface and pilot bit spring for automatic disk ejection.

Mfg. No.	Order No.	Dia. In.
HTW34	BSHHTW34	3/4
HTW78	BSHHTW78	7/8
HTW1	BSHHTW1	1
HTW118	BSHHTW118	1-1/8
HTW114	BSHHTW114	1-1/4
HTW138	BSHHTW138	1-3/8
HTW112	BSHHTW112	1-1/2



## Hole Saws Bi-Metal



4/6 tooth, 1-1/2" depth cut, positive rake tooth. SPEED SLOT™ features staircase design for easy plug removal.

Mfg. No.	Order No.	Size In.	For Arbors
1771952	LEN1771952	3/4	1L, 4L, or 5L
1771953	LEN1771953	7/8	1L, 4L, or 5L
1771954	LEN1771954	1	1L, 4L, or 5L
1771955	LEN1771955	1-1/16	1L, 4L, or 5L
1771959	LEN1771959	1-1/8	1L, 4L, or 5L
1771960	LEN1771960	1-1/4	2L, 4L, or 6L
1771961	LEN1771961	1-3/8	2L, 4L, or 6L
1771963	LEN1771963	1-1/2	2L, 3L, 6L, or 7L
1771964	LEN1771964	1-5/8	2L, 3L, 6L, or 7L
1771967	LEN1771967	1-3/4	2L, 3L, 6L, or 7L
1771968	LEN1771968	1-7/8	2L, 3L, 6L, or 7L
1771970	LEN1771970	2	2L, 3L, 6L, or 7L
1787842	LEN1787842	2-1/16	2L, 3L, 6L, or 7L
1772003	LEN1772003	2-1/8	2L, 3L, 6L, or 7L
1771983	LEN1771983	2-1/4	2L, 3L, 6L, or 7L
1771984	LEN1771984	2-3/8	2L, 3L, 6L, or 7L
1771987	LEN1771987	2-1/2	2L, 3L, 6L, or 7L
1771988	LEN1771988	2-5/8	2L, 3L, 6L, or 7L
1771990	LEN1771990	2-3/4	2L, 3L, 6L, or 7L
1772021	LEN1772021	3	2L, 3L, 6L, or 7L
1772012	LEN1772012	3-1/5	2L, 3L, 6L, or 7L
1772013	LEN1772013	3-5/8	2L, 3L, 6L, or 7L
1772014	LEN1772014	4	2L, 3L, 6L, or 7L
1772018	LEN1772018	4-1/8	2L, 3L, 6L, or 7L
1772075	LEN1772075	4-1/2	2L, 3L, 6L, or 7L

## LENOX

### Hole Saws Carbide-Tipped



For cutting abrasive material such as tile and stainless steel. Features heat-resistant teeth and thick backing plate for durability.  
**Note:** Carbide-tipped pilot drill recommended when cutting ceramic wall tile.

Mfg. No.	Order No.	Dia. In.	Use Arbor #
3021616CT	LEN30216	1	1L or 4L
3021818CT	LEN30218	1-1/8	1L or 4L
3022020CT	LEN30220	1-1/4	2L
3022222CT	LEN30222	1-3/8	2L
3022424CT	LEN30224	1-1/2	2L
3022828CT	LEN30228	1-3/4	2L or 7L
3023232CT	LEN30232	2	2L or 7L
3024040CT	LEN30240	2-1/2	2L or 7L
3024848CT	LEN30248	3	2L or 7L
3026464CT	LEN30264	4	2L or 7L

### Hole Saw Arbors Snap-Back™



Quick-change hex shank arbor with pilot bit. Prevents threads from stripping and hole saw from locking on arbor. No adapters needed.

Mfg. No.	Order No.	Fits Hole Saws	Hole Saw Sizes In.	Shank Size In.
<b>1/2"-20 Thread Size</b>				
1779669	LEN1779669	9L - 19L	9/16 - 1-3/16	3/8
<b>5/8"-18 Thread Size</b>				
1779670	LEN1779670	20L - 96L	1-1/4 - 6	3/8
1779772	LEN1779772	20L - 96L	1-1/4 - 6	1/2

## LENOX

### Hole Saw Arbors



LEN1779801



LEN1779804



LEN1779805

Hex shank. 1 per pack.

Mfg. No.	Order No.	Fits Hole Saws	Chuck Size In.
1779801	LEN1779801	20L - 96L	1/2
1779804	LEN1779804	9L - 19L	3/8
1779805	LEN1779805	20L - 96L	3/8

### Pilot Drills



LEN1779771



LEN1779810



LEN30298

1/4" chuck.

Mfg. No.	Order No.	For Arbor No.
1779771	LEN1779771	1L, 2L, 4L
1779810	LEN1779810	1SL, 2SL, 3L, 5L, 6L, 7L
3029865CTPD	LEN30298*	1L, 2L, 4L, 7L

\* Carbide tipped.

### Arbor Adapters



Mfg. No.	Order No.	For Arbor No.
30857AA1	LEN30857	1L, 1SL, 4L, 5L



### Hole Saws Bi-Metal



For construction, plumbing, and maintenance applications. Features 4/6 tooth pattern with deep gullets for chip clearance and reduced heat build-up. High-speed steel teeth laser-welded to spring steel backing.

Mfg. No.	Order No.	Hole Dia. In.	Arbor Thread Size
49-56-0012	MIL56-0012	5/8	1/2"-20
49-56-0023	MIL56-0023	3/4	1/2"-20
49-56-0032	MIL56-0032	7/8	1/2"-20
49-56-0043	MIL56-0043	1	1/2"-20
49-56-0052	MIL56-0052	1-1/8	1/2"-20
49-56-0057	MIL56-0057	1-3/16	1/2"-20
49-56-0062	MIL56-0062	1-1/4	5/8"-18
49-56-0067	MIL56-0067	1-5/16	5/8"-18
49-56-0072	MIL56-0072	1-3/8	5/8"-18
49-56-0082	MIL56-0082	1-1/2	5/8"-18
49-56-0092	MIL56-0092	1-5/8	5/8"-18
49-56-0102	MIL56-0102	1-3/4	5/8"-18
49-56-0112	MIL56-0112	1-7/8	5/8"-18
49-56-0117	MIL56-0117	2	5/8"-18
49-56-0127	MIL56-0127	2-1/8	5/8"-18
49-56-0132	MIL56-0132	2-1/4	5/8"-18
49-56-0142	MIL56-0142	2-3/8	5/8"-18
49-56-0147	MIL56-0147	2-1/2	5/8"-18
49-56-0158	MIL56-0158	2-5/8	5/8"-18
49-56-0163	MIL56-0163	2-3/4	5/8"-18
49-56-0167	MIL56-0167	2-7/8	5/8"-18
49-56-0173	MIL56-0173	3	5/8"-18
49-56-0177	MIL56-0177	3-1/8	5/8"-18
49-56-0183	MIL56-0183	3-1/4	5/8"-18
49-56-0187	MIL56-0187	3-3/8	5/8"-18
49-56-0193	MIL56-0193	3-1/2	5/8"-18
49-56-0197	MIL56-0197	3-5/8	5/8"-18
49-56-0203	MIL56-0203	3-3/4	5/8"-18
49-56-0213	MIL56-0213	4	5/8"-18
49-56-0217	MIL56-0217	4-1/8	5/8"-18
49-56-0223	MIL56-0223	4-1/4	5/8"-18
49-56-0227	MIL56-0227	4-3/8	5/8"-18
49-56-0233	MIL56-0233	4-1/2	5/8"-18
49-56-0237	MIL56-0237	4-3/4	5/8"-18
49-56-0243	MIL56-0243	5	5/8"-18
49-56-0247	MIL56-0247	5-1/2	5/8"-18
49-56-0253	MIL56-0253	6	5/8"-18





## Hole Saw Arbors



MIL56-7210



MIL56-7240



MIL56-7000



MIL56-8000

**MIL56-7210:** Twist-Release™ quick change arbor fits hole saws up to and including 1-3/16" and drill chucks 3/8" and larger.

**MIL56-7240:** Quick release arbor fits hole saws 1-1/4" and larger and drill chucks 1/2" and larger.

**MIL56-7000:** 9/16" - 1-3/16" hole saw diameter.

**MIL56-7055:** 1-1/4" and larger hole saw diameter.

### Arbor Specifications

Mfg. No.	Order No.	Shank Type
49-56-7210	MIL56-7210	3/8" Hex
49-56-7240	MIL56-7240	7/16" Hex
49-56-7000	MIL56-7000	7/16" Hex
49-56-7055	MIL56-7055	7/16" Hex

### Pilot Drills

Thunderbolt® tapered web for added durability. 135° split point provides accurate hole placement. 3-flat shank won't slip in arbor or chuck.

Mfg. No.	Order No.	Dia. In.	Lgth. In.
49-56-8010	MIL56-8010	1/4	3-1/2
49-56-8000	MIL56-8000	1/4	4

## Hole Saws Recessed Lights



Continual rim for clean cuts. Carbide grit edge for cutting through drywall, plaster, acoustical tile, wood, and stucco with mesh. Open back for easy plug removal.

Mfg. No.	Order No.	Dia. In.
49-56-0305	MIL56-0305	6-3/8



## Selfeed Bit Kits



MIL22-0065



MIL22-0130

7-Bit assortment for use in drilling large holes. Includes 5-1/2" extension and case.

**MIL22-0065:** Sizes for quick change augers include 7/8, 1-1/8, 1-1/4 and 1-1/2". Auger and selfeed bit diameters in 1-3/4, 2-1/8 and 2-9/16".

**MIL22-0130:** Includes 1, 1-1/8, 1-1/4, 1-1/2, 1-3/4, 2-1/8 and 2-9/16" diameter bits.

Mfg. No.	Order No.	Desc.
49-22-0065	MIL22-0065	Plumbers' Kit
49-22-0130	MIL22-0130	Contractors' Kit

## Selfeed Bits



Two removable feed screws included. Inside cutting plane shaves hole radius for clean holes without pressure.

Mfg. No.	Order No.	Dia. In.
<b>7/16" Hex Shank</b>		
48-25-1002	MIL25-1002	1
48-25-1122	MIL25-1122	1-1/8
48-25-1252	MIL25-1252	1-1/4
48-25-1372	MIL25-1372	1-3/8
48-25-1502	MIL25-1502	1-1/2
48-25-1751	MIL25-1751	1-3/4
48-25-2001	MIL25-2001	2
48-25-2121	MIL25-2121	2-1/8
48-25-2551	MIL25-2251	2-1/4
48-25-2561	MIL25-2561	2-9/16
<b>1/2" Shank</b>		
48-25-3001	MIL25-3001	3
48-25-3621	MIL25-3621	3-5/8
48-25-4125	MIL25-4125	4-1/8
48-25-4621	MIL25-4621	4-5/8



## Hex Shank Extensions



For selfeed bits, auger bits and hole saws 1" dia. and larger with 7/16" hex shank. Fits 3 jaw chucks or 7/16" quick change chucks. The 3/8" hex fits 3-jawed chucks, 3/8" drill capacity and larger.

Mfg. No.	Order No.	Lgth. In.	Shank
48-28-4001	MIL28-4001	5-1/2	7/16
48-28-4006	MIL28-4006	12	7/16
48-28-4008	MIL28-4008	12	3/8
48-28-4011	MIL28-4011	18	7/16
48-28-4016	MIL28-4016	24	7/16



## Hole Saw Sets Carbon Steel



For cutting wood, composite materials and plastic up to 3/4" deep. Features hardened and tempered construction with precision-sharpened teeth. Comes with 1-1/4, 1-1/2, 2 and 2-1/8" hole saws. Includes mandrel.

Mfg. No.	Order No.	Fits Mandrel No.	Desc.
18398	VEA18398	18303	5-Pc. hole saw set



**GreatNeck**  
Since 1919

## Hole Saws 7-in-1



7-in-1 hole saw set for cutting laminate and soft woods. 1/4" arbor. Sizes include 1, 1-1/4, 1-1/2, 1-3/4, 2, 2-1/4 and 2-1/2".

Mfg. No.	Order No.	Cut Depth In.
HC7C	GENHC7C	3/4





## Hole Cutter Sets Big Hawg®



Innovative three-tooth design allows you to drill up to 600 holes without having to resharpen. Deep gullets and reduced pilot bit shank deliver easy plug removal. Hardened steel teeth provide maximum durability against nail impacts. Includes: Three hole cutters (2-1/8, 2-9/16, and 3-5/8"), arbor with pilot bit, two pilot bits, one diamond file, one hex wrench, and impact resistant case.

Mfg. No.	Order No.	Desc.
49-56-9075	MIL56-9075	7-pc. set

## Hole Cutters Big Hawg®



The innovative three-tooth design allows you to drill up to 600 holes without having to resharpen. The deep gullets and deduced pilot bit shank deliver easy plug removal. Hardened steel teeth provide maximum durability against nail impacts.

Mfg. No.	Order No.	Dia. In.
49-56-9000	MIL56-9000	2-1/8
49-56-9010	MIL56-9010	2-9/16
49-56-9030	MIL56-9030	3-5/8
49-56-9045	MIL56-9045	4-1/4
49-56-9065	MIL56-9065	6-1/4

## Hole Cutter Arbors Big Hawg™



Quick change arbor for Big Hawg™ hole cutters 2-1/8" – 6-1/4" Includes flat boring bit.

Mfg. No.	Order No.	Shank Size In.
49-56-9105	MIL56-9105	7/16



## Pilot Bits Big Hawg™



Fast cutting pilot bit. Fits Big Hawg™ hole cutter arbor. Designed for easy plug removal.

Mfg. No.	Order No.	Shank Size In.
48-27-1401	MIL27-1401	3/8



## Wood Boring Bits Extra Long



1/4" quick change shank. 16" length. Micro-groove cutting edge and spurs.

**Note:** Not for use with bit extensions.

Mfg. No.	Order No.	Dia. In.
88706	IRW88706	3/8
88708	IRW88708	1/2
88710	IRW88710	5/8
88712	IRW88712	3/4
88714	IRW88714	7/8
88716	IRW88716	1

## Drill Bits Speedbor®



Features micro-groove cutting edges for clean cuts. Hardened steel construction. Fits all drills and 1/4" quick-change holders.

Mfg. No.	Order No.	Dia. In.
88804	IRW88804	1/4
88805	IRW88805	5/16
88806	IRW88806	3/8
88807	IRW88807	7/16
88808	IRW88808	1/2
88809	IRW88809	9/16
88810	IRW88810	5/8
88811	IRW88811	11/16
88812	IRW88812	3/4
88813	IRW88813	13/16
88814	IRW88814	7/8
88815	IRW88815	15/16
88816	IRW88816	1
88818	IRW88818	1-1/8
88820	IRW88820	1-1/4
88822	IRW88822	1-3/8
88824	IRW88824	1-1/2



## Drill Bit Sets Wood Boring



Micro-groove cutting edge and spurs. Short length allows work between studs and in confined spaces. 1/4" hex shank. 4" length.

Mfg. No.	Order No.	Size In.
87950	IRW87950	1/2, 3/4, 1

## Wood Boring Bit Sets Flat — Speedbor



Blue-Groove point and cutting edge for faster chip removal. Double cutting spurs scribe the outside of the hole to help reduce breakout.

Mfg. No.	Order No.	Bit Sizes In.
88887	IRW88887	1/4 thru 1 in 1/16 increments
88886	IRW88886	3/8, 1/2, 5/8, 3/4, 7/8 & 1

## Bit Extensions Quick Change



Slim diameter chuck to extend through 11/16" hole, tapered head and recessed black sleeve to prevent accidental release.

Mfg. No.	Order No.	Lgth. In.
4935704/90106	IRW4935704	6
4935705/90112	IRW4935705	12

## Bit Extensions Wood Boring



Includes hex key.  
**Note:** Not for use with quick-change woodboring bits.

Mfg. No.	Order No.	Lgth. In.
88601	IRW88601	12
88702	IRW88702	6





## Spade Bit Sets 13pc — Daredevil™



Designed for speed, ease of use and hole quality. A full-cone threaded tip pulls the bit through the material with less effort and vibration. Contoured paddle for faster chip removal; hex shank reduces slippage. Up to 10X faster than conventional spade bits. Includes one each: 1/4", 3/8", 1/2", 9/16", 5/8", 11/16", 3/4", 7/8", 1", 1-1/8", 1-1/4", 1-3/8", 1-1/2" and a carry case.

Mfg. No.	Order No.	Bit Sizes In.
DSB5013	BSHDSB5013	1/4, 3/8, 1/2, 9/16, 5/8, 11/16, 3/4, 7/8, 1, 1-1/8, 1-1/4, 1-3/8, 1-1/2

## Spade Bit Sets 6pc — Daredevil™



Designed for professional users seeking speed, ease of use and hole quality. A full-cone threaded tip pulls the bit through the material with less effort and vibration than other spade bits. The contoured paddle delivers faster chip removal; hex shank with power groove reduces slippage. Includes one each: 3/8", 1/2", 5/8", 3/4", 7/8", 1" and a case.

Mfg. No.	Order No.	Bit Sizes.
DSB5006P	BSHDSB5006	3/8", 1/2", 5/8", 3/4", 7/8", 1"

## Spade Bit Daredevil™



Features a full-cone threaded tip, contoured paddle, hex shank power groove to reduce slippage and has spur and reamer tips for cleaner holes.

Mfg. No.	Order No.	Size in In. D x L.
DSB1001	BSHDSB1001	1/4 x 6
DSB1002	BSHDSB1002	5/16 x 6
DSB1003	BSHDSB1003	3/8 x 6
DSB1004	BSHDSB1004	7/16 x 6
DSB1005	BSHDSB1005	1/2 x 6
DSB1006	BSHDSB1006	9/16 x 6
DSB1007	BSHDSB1007	5/8 x 6

DSB1008	BSHDSB1008	11/16 x 6
DSB1009	BSHDSB1009	3/4 x 6
DSB1010	BSHDSB1010	13/16 x 6
DSB1011	BSHDSB1011	7/8 x 6
DSB1012	BSHDSB1012	15/16 x 6
DSB1013	BSHDSB1013	1 x 6
DSB1015	BSHDSB1015	1-1/8 x 6
DSB1017	BSHDSB1017	1-1/4 x 6
DSB1019	BSHDSB1019	1-3/8 x 6
DSB1021	BSHDSB1021	1-1/2 x 6
DLSB1003	BSHLSB1003	3/8 x 16
DLSB1005	BSHLSB1005	1/2 x 16
DLSB1007	BSHLSB1007	5/8 x 16
DLSB1009	BSHLSB1009	3/4 x 16
DLSB1011	BSHLSB1011	7/8 x 16
DLSB1013	BSHLSB1013	1 x 16



## Wood Boring Bits Tri-Flute — Speedbor MAX



For wood boring applications. Features full screw tip, cutting spurs with (3) cutting edges, and 1/4" x 6" grooved hex shank.

### Wood Boring Bits

Mfg. No.	Order No.	Dia. In.
3041001	IRW3041001	1/2
3041002	IRW3041002	5/8
3041004	IRW3041004	3/4
3041005	IRW3041005	7/8
3041007	IRW3041007	1
3041009	IRW3041009	1-1/4



### Wood Boring Bit Sets

Mfg. No.	Order No.	Includes Bit Sizes In.
3041006	IRW3041006	1/2, 5/8, 3/4, 7/8, 1 & 1-1/4



## Ship Auger Bits Long



For wood boring applications. Hardened from top to shank for durability. Features wide lands to keep bit straight, medium-fast screw point, nail-cutting tip and hollow center. 17" length.

Mfg. No.	Order No.	Dia. In.
	<b>5/16" Hex Shank</b>	
3043004	IRW3043004	3/8
4935570	IRW4935570	7/16
3043005	IRW3043005	1/2
	<b>7/16" Hex Shank</b>	
3043006	IRW3043006	9/16
3043007	IRW3043007	5/8
3043008	IRW3043008	11/16
3043009	IRW3043009	3/4
3043010	IRW3043010	13/16
3043011	IRW3043011	7/8
3043013	IRW3043013	1
3043014	IRW3043014	1-1/8
3043015	IRW3043015	1-1/4
4935574	IRW4935574	1-3/8

## Auger Bits Solid Center



Spur cutting edge for clean holes. Hardened from screw point to shank for durability. 7-1/2" length.

Mfg. No.	Order No.	Dia. In.
49904	IRW49904	1/4
49905	IRW49905	5/16
49906	IRW49906	3/8
49907	IRW49907	7/16
49908	IRW49908	1/2
49909	IRW49909	9/16
49910	IRW49910	5/8
49911	IRW49911	11/16
49912	IRW49912	3/4
49913	IRW49913	13/16
49914	IRW49914	7/8
49915	IRW49915	15/16
49916	IRW49916	1



## Auger Bits Daredevil™

Auger bits are easy in wood, tough on nails. Dual cutting edges. Open-faced flute. Reinforced tip. Reamer edge. 9x life with nail hits.

Mfg. No.	Order No.	Size in In. D x W.
NKLT08	BSHNKLT08	1/2 x 17
NKLT10	BSHNKLT10	5/8 x 17
NKLT11	BSHNKLT11	11/16 x 17
NKLT12	BSHNKLT12	3/4 x 17
NKLT13	BSHNKLT13	13/16 x 17
NKLT14	BSHNKLT14	7/8 x 17
NKLT15	BSHNKLT15	15/16 x 17
NKLT16	BSHNKLT16	1 x 17
NKLT18	BSHNKLT18	1-1/8 x 17
NKLT20	BSHNKLT20	1-1/4 x 17
NKST12	BSHNKST12	3/4 x 7-1/2
NKST14	BSHNKST14	7/8 x 7-1/2
NKST16	BSHNKST16	1 x 7-1/2
NKST18	BSHNKST18	1-1/8 x 7-1/2
NKST20	BSHNKST20	1-1/4 x 7-1/2



## Drill Bits Forstner



For drilling straight, angled or overlapping holes in wood without splintering. Features high-speed steel construction with center spur for locating hole center. Right-hand rotation. 3/8" shank diameter.

Mfg. No.	Order No.	Dia. In.
FB-001	FRD48001	1/4
FB-002	FRD48002	3/8
FB-003	FRD48003	1/2
FB-004	FRD48004	5/8
FB-005	FRD48005	3/4
FB-006	FRD48006	7/8
FB-007	FRD48007	1
FB-008	FRD48008	1-1/8
FB-009	FRD48009	1-1/4
FB-010	FRD48010	1-3/8
FB-011	FRD48011	1-1/2
FB-012	FRD48012	1-5/8
FB-013	FRD48013	1-3/4
FB-014	FRD48014	1-7/8
FB-015	FRD48015	2
FB-016	FRD48016	2-1/8



## Wood Drill Bits Brad Point



Brad point with wide flutes. For use in portable drills or drill presses.

Mfg. No.	Order No.	Dia. In.	OAL In.	Flute Lgth. In.
14603	VEA14603	1/4	3-15/16	2-1/4
14604	VEA14604	5/16	4-7/16	2-3/4
14605	VEA14605	3/8	5-3/16	3-1/4
14607	VEA14607	1/2	5-15/16	3-1/2



## Bell Hanger Bits



For professional cable, telephone and electrical wire installations. Bores cement and thin metals. Tapered point for fast start and smooth boring. Wire hole in tip makes pulling wire fast and easy.

Mfg. No.	Order No.	Dia. In.	OAL In.
38904	IRW38904	1/4	12
38905	IRW38905	5/16	12
38906	IRW38906	3/8	12
38908	IRW38908	1/2	12
39004	IRW39004	1/4	18
39005	IRW39005	5/16	18
39006	IRW39006	3/8	18
39008	IRW39008	1/2	18
39010	IRW39010	5/8	18



## Drill Bits D'versiBIT®



Self-feeding screw point draws bit through wood. For drilling soft woods or through thin sections. Shaft length 54".

Mfg. No.	Order No.	Dia. In.		Color Code
		Bit	Shaft	
06-03-54A/38068	GRL38068	3/8	3/16	Black
08-03-54A/38073	GRL38073	1/2	3/16	Green
12-04-54A/38083	GRL38083	3/4	1/4	Red



## Step Drill Bits Electricians'



Features split-tip design with double flutes for faster penetration and cutting speed with reduced walking. For drilling three hole sizes most often used by electricians. Extra-long lands help stop bit at desired hole diameter.

Mfg. No.	Order No.	Drills Hole Sizes In.
30008POP	GRL30008	1/2, 7/8, 1-1/8
34401	GRL34401	1/2
34403	GRL34403	7/8



## Hex Shank Step Bits Impact/Rotary Drill




Titanium two flute spiral design provides longer life and better chip removal. Split point tip increases speed. Laser engraved numbers increases step visibility. Optimized for impact driver usage. 1/4" hex shank. Works with rotary drills.

Mfg. No.	Order No.	Cap. In.
DWA1783IR	DWT1783IR	1/8 - 1/2
DWA1784IR	DWT1784IR	3/16 - 1/2
DWA1786IR	DWT1786IR	3/16 - 7/8
DWA1789IR	DWT1789IR	7/8 - 1-1/8



## Step Drill Bits Unibit® Titanium



For drilling holes in mild steel, brass, aluminum, copper, plexiglass, wood and laminate. Features titanium nitride coating, single fluted cutting edge, 3-fluted shaft and laser-etched markings.

Mfg. No.	Order No.	Hole Sizes In.	Shank Size In.
13T/15313	PET13T	1/8" - 1/2" (1/32" steps)	1/4
1T/15101ZR	PET1T	3/16" - 1/2" (1/16" steps)	1/4
21T/15221	PET21T	1/4" - 3/4" (1/16" steps)	3/8
2T/15102ZR	PET2T	3/16" - 7/8" (1/16" steps)	3/8
3T/15103ZR	PET3T	1-1/8" (single hole)	1/2
4T/15104	PET4T	13/16" - 1-3/8" (hole enlarging)	1/2



**IRWIN**  
Industrial Tools

## Drill Bit Sets Unibit®



Non-skid, self-starting tip. Single-flute cutting edge. 3-flatted shank prevents slipping in drill chuck. High-speed steel construction.

Mfg. No.	Order No.	Desc.
502/10502ZR	PET502	Nos. 1, 2 and 3

## Drill Bits Unibit®



For drilling holes into thin materials such as stainless steel, copper, brass, aluminum, plastic and laminates. Self-starting design with single-flute cutting edge. 3-flatted shank prevents slipping in drill chuck. High-speed steel construction.

Mfg. No.	Order No.	Size No.	Hole Size In.	Material Thick. In.
1/10231	PET1	1	1/8 - 1/2	1/8
2/10232	PET2	2	3/16 - 1/2	1/8
3/10233	PET3	3	1/4 - 3/4	3/8
4/10234	PET4	4	3/16 - 7/8	3/8
5/10235	PET5	5	1/4 - 3/4	1/2
11/10311	PET11	11	7/8	-
13/10313ZR	PET13	13	1-1/8	-
20/10220	PET20	20	9/16 - 1	-

**GENERAL**

## Countersink Sets Adjustable



For drilling, countersinking and counterboring in one operation. Hardened steel construction for long life with black oxide finish for rust resistance. 1/4" hex shank prevents slippage in electric drills and power screwdrivers.

Mfg. No.	Order No.	Desc.
34ST	GEN34ST	Set of 4 pilot bits

**BOSCH**

## Self-Centering Bit Sets Clic-Change



Changes bits without having to re-chuck. Switches from bit to bit quickly. Fits 1/4" drills. Features a self-centering function for perfect hole drilling.

Mfg. No.	Order No.	Desc.
CC2430	BSHCC2430	3PC

**DEWALT**

## Countersinks Quick Change



Drill, countersink, and counterbore in one step. Four-cutter countersink and tapered drill bit provide superior speed and ideal finish.

Mfg. No.	Order No.	Size In.
DW2567	DWTDW2567	9/64
DW2568	DWTDW2568	11/64
DW2569	DWTDW2569	3/16
DW2535	DWTDW2535	#6, #8, & #10

**Vermont American**

## Countersink Bits



For use in soft metal and wood. 1/4" shank.

Mfg. No.	Order No.	Dia. In.
16641	VEA16641	1/4
16642	VEA16642	3/8
16643	VEA16643	1/2
16644	VEA16644	5/8
16645	VEA16645	3/4

**GENERAL**

## Countersinks Rose Pattern



5-flute design for debris-free countersinking on steel, brass, aluminum, plastic, wood and other materials. High-speed steel construction. 1/4" round shank.

Mfg. No.	Order No.	Size In.
195-1/2	GEN195-12	1/2
195-5/8	GEN195-58	5/8
195-3/4	GEN195-34	3/4

**GENERAL**

## Circle Cutters



For producing precision circles in sheet metal, brass, copper, soft steel, aluminum, plastic, wood and composition materials. Replaceable steel bit and pilot drill. Heat-treated steel construction. Hex wrench included for diameter and depth adjustments. Max. 500 RPM.

Mfg. No.	Order No.	Circle Dia. In.	Bit Size In.	Shank Dia. In.
5B	GEN5B	1 - 6	3/16	3/8
55	GEN55	1-3/4 - 7-7/8	1/4	1/2

## Plug Cutters



For producing plugs to cover screw holes in flooring, decking and other woodworking applications. Allows easy plug cutting with hand-held drills in stock up to 3/4" thick. Hardened alloy steel construction. 3/8" shank.

Mfg. No.	Order No.	Dia. In.
31A	GEN31A	3/8
31B	GEN31B	1/2
31C	GEN31C	5/8

## Drill Stop Sets



For use on twist or brad point drills to prevent excessive penetration. Cold-rolled steel with black oxide finish. Includes hex wrench.

Mfg. No.	Order No.	Size In.
S838	GENS838	3/16, 1/4, 5/16, 3/8, 7/16, 1/2

## Doweling Jigs



For aligning dowel holes in furniture and carpentry. Features six twist drill sizes and graduated guide bars. Die-cast body with painted finish. Rust-resistant plating on turret.

Mfg. No.	Order No.	Cap. In.
840	GEN840	3/16, 1/4, 5/16, 3/8, 7/16, 1/2



## Dowel Pins



Mfg. No.	Order No.	Size In.	Pkg. Qty.
17109	VEA17109	1/4	36
17110	VEA17110	5/16	36
17111	VEA17111	3/8	30
17112	VEA17112	1/2	18



## Drill Guides



Provides stability and accuracy for handheld drilling with 3/8" and 1/2" portable electric drills. Includes 3/8" chuck and chuck key. Adjusts 45° in either direction. Built-in depth stop and Slide lock. V-groove for handling bars and rounded objects.

Mfg. No.	Order No.	Desc.
36/37	GEN3637	Drill guide



## Pocket Hole Jigs

### R3 Kreg Jig®



Pocket hole joinery system for woodworking, cabinetmaking, home improvement and other do-it-yourself applications. Accepts material from 1/2" to 1-1/2" thick. Includes: jig, clamp pad adapter, drill bit, depth collar, allen wrench and plastic carrying case.

Mfg. No.	Order No.	Desc.
22311	KRG22311	Pocket hole jig



## Pocket Hole Kits

### K3 Kreg Jig® — Master System



Pocket hole joinery system with front-side clamping for use with material 1/2" to 1-1/2" thick. Includes: drill guide block with benchtop and portable bases, face clamp, material support stop, dust collection shroud, drill bit, stop collar, allen wrench, driver bits, screws and carrying case.

Mfg. No.	Order No.	Desc.
K4MS	KRG80213	Pocket hole kit

## Pocket Hole Jig Kits

### K4 — Kreg Jig®



Removable drill guide for bench-top and mobile use. Doubles as a repair tool. 1/8" incremental settings for materials from 1/2" – 1-1/2" thick. Patented three-drill guide fixed spacing on the drill guide. Includes everything you need to start a building.

Mfg. No.	Order No.	Thick. Cap. In.
K4	KRG80047	1/2 – 1-1/2

## Pocket Hole Jig Kits

### K5- Kreg Jig



The quick-release drill guide block makes set up simple, and the removable support wings support large work pieces and provide additional storage inside. Dust-collection is also standard, with a swiveling dust-collection port for ease of use.

Mfg. No.	Order No.	Desc.
K5	KRG80318	1/2 - 1-1/2



## Face Clamps

### Premium



Features a 3" reach. Extra large pad on one arm to help create a perfectly flush joint and ergonomic comfort grips reduce slippage and eliminate the possibility of pinching. Clamp is compatible with Kreg Jig® Jr.'s portable clamp adapter so the jig can be connected directly to the clamp for high-speed panel drilling.

Mfg. No.	Order No.	Jaw Open. In.
KHC-PREMIUM	KRG80058	0 – 2-3/4

## Right Angle Clamps



The quick, easy way to hold pocket-hole joints at 90 Degree during project assembly, Pin on one jaw fits into the pocket hole, while a swiveling pad on the other jaw holds the mating piece. Design reaches into pocket holes on the inside or outside of 90 Degree case assemblies.

Mfg. No.	Order No.	Desc.
KHCRA	KRG80608	RIGHT ANGLE

## Corner Clamps

### 90 Degree



Features a self-squaring design which automatically aligns joints to a 90° when compressed. Includes I-handle for quick and easy thickness adjustments up to 1-1/4". Swivel head and quick release lever for offer improved ease of use. Clamping surface is constructed of heat-treated steel and is nickel plated.

Mfg. No.	Order No.	Desc.
KHC-90DCC	KRG80034	90° corner clamp





## Screw Kits



Contains 675 of the 5 most used screws. Includes self tapping screw sizes for pocket-screw joinery, needlepoint self-tapping tip, and carry case. Screws feature a deep No. 2 square drive.

Mfg. No.	Order No.	Pkg. Qty.
SK03	KRG80032	675

## Pan Head Screws Fine Thread



For use in hardwoods. Deep-recessed pan head and steel shank with self-tapping Type 17 auger tip. Bronze-colored finish with dry-lube coating. Size #6.

Mfg. No.	Order No.	Lgth. In.	Pkg. Qty
SPS-F1-100	KRG41111	1	100
SPS-F150-100	KRG41131	1-1/2	100

## Pocket Hole Screws Washer Head



Self-tapping, Type 17 auger tip.

Mfg. No.	Order No.	Size / Thread	Lgth. In.	Pkg. Qty
SML-F125-100	KRG41421	#7 fine	1-1/4	100
SML-F150-100	KRG41431	#7 fine	1-1/2	100
SML-C125-100	KRG41321	#8 coarse	1-1/4	100
SML-C125-500	KRG41322	#8 coarse	1-1/4	500
SML-C150-100	KRG41331	#8 coarse	1-1/2	100
SML-C150-500	KRG41322	#8 coarse	1-1/2	500
SML-C250-50	KRG41341	#8 coarse	2-1/2	50

## Step Drill Bits



Made of durable high quality stainless steel and features aggressive fluting to clear material from the hole as its drilled.

Mfg. No.	Order No.	Desc.	Shank Dia. In.	Tip Lgth. In.
KJD	KRG32111	High-speed steel	3/8	1/2

## Pocket Hole Plugs Oak




Allows use of pocket hole joints in exposed applications. Solid wood construction; formed from accurate dowel and cut to fit pocket's angle. Sealed for moisture resistance.

Mfg. No.	Order No.	Pkg. Qty.
P-OAK	KRG33115	50



## Security Bit Sets Tamper Proof



Tamper proof security screwdriver bit set includes most common tamper proof bits used in electronics, automotive parts, furniture, and other commercial and industrial applications. Includes 1/4" magnetic screwdriver bit holder, (7) Security Screwdriver Bits #T8, T15, T20, T25, T27, T30, T40. (6) SAE Security Hex Screwdriver Bits #5/64, 3/32, 7/64, 1/8, 9/64, 5/32. (6) Metric Security Hex Screwdriver Bits #2, 2.5, 3, 4, 5, 6. (4) Tri-wing Screwdriver Bits #1, 2, 3, 4. (4) Spanner Screwdriver Bits #4, 6, 8, 10. (3) Torq-set Screwdriver Bits #6, 8, 10. (2) Square Drive Socket Adapter Screwdriver Bits. Comes with convenient storage case.

Mfg. No.	Order No.	Desc.
3033	ENK3033	33-Pc Tamper Proof Set

## Security Bit Sets Tamper Proof



1/4" hex shank with seven 2" tamper proof torx bits. Set includes T-10 T-15 T-20 T-25 T-30 T-40 T-45 bits and a PVC holder.

Mfg. No.	Order No.	Desc.
3044-C	ENK3044C	7-Pc Tamper proof set



## Security Bit Sets Tamper Proof



1/4" hex shank with 10 6" tamper proof torx bits. Set includes T6, T7, T8, T9, T10, T15, T20, T25, T30, and T40 bits.

Mfg. No.	Order No.	Desc.
3036-C	ENK3036C	10-Pc Tamper proof set



## Insert Bits Security Torx – X-Hard®



For use with magnetic bit holders or hand drivers. Precision-formed for proper fit. 1" length.

Mfg. No.	Order No.	Screw Size	Bit Length	Pkg. Qty.
15352	VEA15352	TX10	1	2
15353	VEA15353	TX15	1	2
15354	VEA15354	TX20	1	2
15355	VEA15355	TX25	1	2
15356	VEA15356	TX27	1	2
15357	VEA15357	TX30	1	2
15358	VEA15358	TX40	1	2
15401	VEA15401	TX8	1	2
15402	VEA15402	TX9	1	2
15403	VEA15403	TX10	1	2
15404	VEA15404	TX15	1	2
15405	VEA15405	TX20	1	2
15406	VEA15406	TX25	1	2
15407	VEA15407	TX27	1	2
15408	VEA15408	TX30	1	2
15409	VEA15409	TX40	1	1





## Drill & Drive Sets Universal — Quik-Lok™



Premium grade S2 tool steel screwdriver bits, titanium hex shank drill bits, magnetic nutdrivers for use with sheet metal and hexagonal screws.

Mfg. No.	Order No.	Desc.
48-32-1500	MIL32-1500	38-Pc. drill and drive set

## Drill Driver Sets 95 Pc. w/case



Milwaukee 95-piece drill and drive set. The drill bits are suitable for use with drilling metal, wood and plastic. The driving bits are intended for use in quick change projects. Drill bit sizes include: 1/16, 1/8, 3/16, 3/32, 5/32, 5/64 and 7/64.

Mfg. No.	Order No.	Desc.
48-89-1561	MIL89-1561	95-PC



## Drill & Drive Sets



Includes Phillips, square recess, slotted, and star bits with 1" and 2" power bits and selected 3-1/2" bits, 17-black oxide drill bits up to 3/8" diameter, socket adapters, and magnetic tray & storage case.

Mfg. No.	Order No.	Desc.
DW2587	DWTDW2587	80-Pc. Drilling/Driving set



## Impact Drill & Drive Sets



38 Piece impact ready accessory driver set. Includes: (8) #2 Phillips 1in. insert bits (8) #2 Phillips 1in. drywall reduced diameter insert bits (5) #2 Phillips 2in. power bits (8) #2 Phillips double-ended 1in. bit tips (3) Impact ready 3/8in. drive deep sockets: 3/8in. 7/16in., 1/2in. and 9/16in. (2) Impact ready nut drivers: 1/4in. and 3/8in. (1) Impact ready 3/8in. socket adapter (1) Impact ready 3in. stainless steel bit tip holder with hog ring; (1) Impact ready pivoting bit tip holder.

Mfg. No.	Order No.	Desc.
DW2169	DWTDW2169	38-Pc. Drilling/Driving set

## Impact Driver Accessory Sets Screwdriving



Contains most common drill/driver bits including #1 and #2 phillips bits in 1" and 2", #2 and #3 square bits, 4 torx bits, magnetic bit tip holder, and storage case. Can use with impact tools rated to 2000 in.-lbs. of torque.

Mfg. No.	Order No.	Desc.
DW2153	DWTDW2153	34-Pc. impact driver accessory set

## Accessory Sets Drill/Drive



Quick and easy accessory changes allow users to finish jobs faster. Hex shank locking system prevents bits from slipping. Rapid Load and Holder fits all brands of 3/8 in. and 1/2 in. drills (corded or cordless).

Mfg. No.	Order No.	Desc.
DW252912Y	DWTDW2529	100PC



## Impact Driver Bit Sets Shockwave™ 32pc.



OPTIMIZED SHOCKZONE™ Absorbs peak torque and prevents breaking. PRECISE FIT CUSTOM MACHINED TIP™ Prevents stripping and reduces wobble. INCLUDES: (1) 1/4" Magnetic Nut Driver; (1) 5/16" Magnetic Nut Driver; (1) SHOCKWAVE™ Magnetic Bit Holder; (1) Hex Bit 1" 1/4"; (1) Hex Bit 1" 3/16"; (1) Phillips Bit 1" P1; (4) Phillips Bit 1" P2; (1) Phillips Bit 1" P3; (2) Phillips Bit 2" P2; (1) Phillips Reduced 1" PR2 Bit; (1) Slotted 1" #10 Bit; (1) Slotted 1" #8 Bit; (1) Slotted 2" #10 Bit; (1) Square Bit 1" SQ1; (3) Square Bit 1" SQ2; (1) Square Bit 1" SQ3; (1) Square Bit 2" SQ2; (1) TORX® Bit 1" T15; (2) TORX® Bit 1" T20; (2) TORX® Bit 1" T25; (1) TORX® Bit 1" T30; (1) TORX® Bit 2" T20; (1) TORX® Bit 2" T25

Mfg. No.	Order No.	Piece Count
48-32-4004	MIL32-4004	32

## Impact Driver Bit Sets Shockwave™ — Torx®



Shockwave Impact Duty™ bits are heat treated to control hardness for maximum durability. Geometric design provides shock absorption. Forged tips for maximum grip. 1" bit sizes include T10, T15, T20, T25, T27, T30, and T40.

Mfg. No.	Order No.	Desc.
48-32-4615	MIL32-4615	7-Pc. Torx® bit set





## Screwdriver Bit Sets



1/4" hex shank. For power screwdrivers and drills. Plastic case.

Mfg. No.	Order No.	Desc.
15596	VEA15596	5/64", 3/32", 7/64", 1/8", 9/64", 5/32", 3/16" Allen bits



## Drill Attachments Right Angle



For use with 2.4V to 18V cordless drills and screwdrivers. Durable all-metal housing and steel gears with ball bearing construction allows this adapter to handle up to 235 in.-lbs. of torque. Accepts standard 1/4" hex drive accessories. Includes five bits.

Mfg. No.	Order No.	Max. Screw Size	Width In.
49-22-8510	MIL22-8510	Up to #8 x 3" L	2

## Power Heads Off Set™



For use with 2.4V cordless screwdriver to fasten or remove screws in confined spaces. Features die-cast construction, 1/4" magnetic bit reception and 360° adjustable thumb flange.

Mfg. No.	Order No.	Max. Torque In./lbs.	Max RPM
48-32-2100	MIL32-2100	100	400



## Hex Power Heads Impact-Right Angle



Right-angle Attachment For Impact Driver. Allows for tighter access with your current impact driver, with increased gear strength.

Mfg. No.	Order No.	RPM
DWARA100	DWTRA100	3000

## Flex Shafts 12" Right Angle



1/4" Hex Rapid Load(TM) head for easy bit changes and impact drivers. 90 degree head and flexible shaft reaches tight spaces. 10X magnetic holding power on average.

Mfg. No.	Order No.	Shank In.
DWARAFS	DWT43892	1/4 Hex



## Screwdriver Bit Sets ScrewBoss®



Features drive guide with universal 1/4" hex shank and power groove. Magnetic shaft holds bits secure and allows quick bit change. Compatible with all 1/4" hex insert bits.

Mfg. No.	Order No.	Desc.
16062	VEA16062	ScrewBoss™ w/ 3 insert bits
16061	VEA16061	Screwdriver bit holder



## Drive Guides Magnetic



Mfg. No.	Order No.	Lgth. In.
DW2055B	DWTDW2055	6



## Bit Extensions Wood Boring



Includes hex key. **Note:** Not for use with quick-change woodboring bits.

Mfg. No.	Order No.	Lgth. In.
88601	IRW88601	12
88702	IRW88702	6

## Bit Holders Magnetic



1/4" hex shank. For use with socket wrench or adapter.

Mfg. No.	Order No.	Point Type	OAL In.
93712	ATG93712	Standard with C-Ring	2-1/4
93721	ATG93721	Turned	3
93722	ATG93722	No C-Ring	3
93715	ATG93715	Knurled	3
93730	ATG93730	Standard with C-Ring	6



## Bit Tip Holders Magnetic



Made of extra-strength, heat-treated, shock-resistant steel for maximum durability and extra-strength magnet for superior bit retention

Mfg. No.	Order No.	Lgth. In.
DW2045B	DWTDW2045	2



## Bit Holders Magnetic



Converts variable-speed drills into power screwdrivers. For all 1/4" hex insert bits.

Mfg. No.	Order No.	Lgth. In.
15476	VEA15476	2-7/8

## Bit Tip Holders Magnetic Screwlock™



Impact ready bit holder with FlexTorq™ technology for durability and long life. O-ring with lock nut holds bit securely in place. Reflex core reduces breakage.

Mfg. No.	Order No.	Lgth. In.
DWA3HLDIR	DWT33491	.3



## Bit Tip Holders Magnetic — Impact Ready™



For cordless impact tools with up to 2000 in/ lbs of torque. Can be used in straight or 20° pivot mode.

Mfg. No.	Order No.	Desc.
DWPVTHLD	DWT02060	Impact Ready magnetic pivot holder



## Magnetic Bit Holders Shockwave™



Shockwave Impact Duty™ bit holders are heat treated to control hardness for maximum strength and flexibility. 2-piece construction withstands abuse in impact applications. Strong magnetic tip for secure grip.

Mfg. No.	Order No.	Lgth. In.
48-32-4503	MIL32-4503	3



## Screw Holders Stubby Finder/Driver®



Retracting. Allows access to tight spaces. Includes #2 Phillips bit and 6-8 slotted insert bit.

Mfg. No.	Order No.	OAL In.
784811-A	MAK784811A	3-1/8

## Screw Holders Finder/Driver®



Functions as bit holder, extension and finder. Retracting sleeve surrounds bit and screw head to prevent wobbling. Includes #2 Phillips bit and 6-8 slotted insert bit.

Mfg. No.	Order No.	OAL In.
784810-A	MAK784810A	4-5/8



## Impact Magnetic Nut Driver Sets Shockwave™



1/4" hex shank. Shockwave Impact Duty™ drivers are heat-treated to control hardness for maximum strength and durability. Strong magnetic tip for secure grip. Chamfered edge for fastening in tight spaces. Color-coded band for easy size identification. Includes drive sizes 1/4, 5/16 and 3/8". 1-7/8" overall length.

Mfg. No.	Order No.	Desc.
49-66-4561	MIL66-4561	3-Pc. Magnetic nut driver set



## Impact Pivot Nut Driver Sets



3-piece pivoting nutdrivers. Features patented geometry that reduces the rounding of the hex. Extra-strength magnet provides superior bit retention. For use in impact drivers. Set includes 1/4, 3/8, and 7/16" nutdrivers.

Mfg. No.	Order No.	Desc.
DWPVTDV3	DWT08580	3-Pc. nut driver set



## 6" Nut Setters Impact Performance



A black oxide finish on the nutsetter provides corrosion. Quick-change shank is designed to work with impact drivers and reduces slipping in standard drill chucks.

Mfg. No.	Order No.	Size In.
1837562	ATG1837562	1/4
1837564	ATG1837564	5/16
1837566	ATG1837566	3/8



## Nutsetter Sets



Lobular design drives fastener on side instead of forcing corners to turn. Maintains shape of fastener and reduces breakage. Features positive retention of screw and universal 1/4" hex shank for use with most power tools and quick-change chuck adapters.

Mfg. No.	Order No.	Hex Size In.	OAL In.
3545984C	ATG3545984	1/4, 5/16, 3/8, 7/16	1-7/8

## Nutsetters Magnetic



Standard six-point design. For use with sheet metal screws and other hexagonal head fasteners.

Mfg No.	Order No.	Dia. In.	OAL In.
94212	ATG94212	1/4	1-7/8
94232	ATG94232	5/16	1-7/8
94252	ATG94252	3/8	1-7/8
94316	ATG94316	1/4	2-9/16
94336	ATG94336	5/16	2-9/16
94356	ATG94356	5/16	2-9/16
94372	ATG94372	7/16	2-9/16



## Impact Magnetic Nut Drivers Shockwave™



1/4" hex shank. Shockwave Impact Duty™ bits are heat-treated to control hardness for maximum strength and durability. Strong magnetic tip for secure grip. Chamfered edge for fastening in tight spaces. Color-coded band for easy size identification.

Mfg No.	Order No.	Size In.	Lgth. In.	Pkg. Qty.
49-66-4502	MIL66-4502	1/4	1-7/8	1
49-66-4522	MIL66-4522	1/4	1-7/8	3
49-66-4532	MIL66-4532	1/4	2-9/16	1
49-66-4503	MIL66-4503	5/16	1-7/8	1
49-66-4523	MIL66-4523	5/16	1-7/8	3
49-66-4533	MIL66-4533	5/16	2-9/16	1
49-66-4505	MIL66-4505	3/8	1-7/8	1
49-66-4525	MIL66-4525	3/8	1-7/8	3
49-66-4535	MIL66-4535	3/8	2-9/16	1
49-66-4506	MIL66-4506	7/16	1-7/8	1
49-66-4526	MIL66-4526	7/16	1-7/8	3
49-66-4536	MIL66-4536	7/16	2-9/16	1
49-66-4537	MIL66-4537	1/2	2-9/16	1







## Power Nut Drivers



Single-piece design for use in electric drills or power screwdrivers. For driving hex head screws, bolts and nuts. Magnetic. 1/4" shank.

Mfg. No.	Order No.	Screw Size In.	OAL In.
15111	VEA15111	1/4	1-5/8
15112	VEA15112	5/16	1-5/8
15113	VEA15113	3/8	1-7/8



## Bit Adapter Square Drive



Converts drills into power nutdrivers. 1/4" hex shank. Square drive. Holds 1/4" hex bits. Fits 3/8" drive handles. OAL In.: 1-1/4

Mfg. No.	Order No.	OAL In.
93813	ATG93813	1-1/4



## Nut Driving Socket Sets Non-Magnetic



For fast driving of nuts, bolts and hex head screws. Features precision formed tip and 1/4" hex shank with power groove. Includes 3/16", 1/4", 9/32", 5/16", 11/32", 3/8", and 7/16" sockets with adapter.

Mfg. No.	Order No.	Desc.
15524	VEA15524	8-Pc. nut driving socket set



## Socket Adapters



Impact grade chrome vanadium steel. Ball bearing ensures sockets are securely seated, 5" hex shank. 1/4, 3/8 and 1/2" Drive sizes. Transforms your power drill into a power nut/socket driver.

Mfg. No.	Order No.	Desc.
W9026	WIM10139	3-Pc. Socket adapter set



## Socket Adapters 1/4" Square Drive



Ball retention design for quick-change sockets.

Mfg. No.	Order No.	OAL In.
93761	ATG93761	2

## Socket Adapters 3/8" Square Drive



Ball-retention design for quick-change sockets.

Mfg. No.	Order No.	OAL In.
93784	ATG93784	2



## Impact Socket Adapters Shockwave™



1/4" hex shank. Shockwave Impact Duty™ adapters are heat-treated to control hardness for maximum strength and durability. Heavy duty construction for fastening capabilities in all impacts.

Mfg. No.	Order No.	Size In.
48-32-5030	MIL32-5030	1/4
48-32-5031	MIL32-5031	3/8
48-32-5032	MIL32-5032	1/2



## Socket Adapters



Converts drills into power nutdrivers. 1/4" hex shank. Square drive.

Mfg. No.	Order No.	Screw Size In.	OAL In.
15471	VEA15471	1/4	2



## Screwdriver Bits Phillips — Power Bit



Designed to fit power drill chucks and adapters.

Mfg. No.	Order No.	Screw Size	Lgth. In.	Pkg. Qty.
93003	ATG93003ZR	1	1-15/16	1
93007	ATG93007	2	1-15/16	1
93011	ATG93011	3	1-15/16	1
93017	ATG93017	1	2-3/4	1
93019	ATG93019	2	2-3/4	1
93021	ATG93021	3	2-3/4	1
93025	ATG93025	2	3-1/2	1
93029	ATG93029	3	3-1/2	1
93067	ATG93067	2	6	1



## Power Screwdriver Bits Phillips – X-Hard®



1/4" hex shank with power groove. 1-5/16" overall length. Hardened and tempered.

Mfg. No.	Order No.	Screw Size	Lgth. In.	Pkg. Qty.
15051	VEA15051	1	1-5/16	1
15052	VEA15052	2	1-5/16	1
15053	VEA15053	3	1-5/16	1

## Screwdriver Bits Phillips – Icebit®



Cryogenically hardened tip with ribs for added grip. 1/4" hex shank.

Mfg. No.	Order No.	Screw Size	Lgth. In.	Pkg. Qty.
16322	VEA16322	2	3-1/2	1
16431	VEA16431	1	1-5/16	1
16432	VEA16432	2	1-5/16	1
16433	VEA16433	3	1-5/16	1

## Screwdriver Bits Phillips – Icebit®



Cryogenically hardened tip with ribs for added grip. 1/4" hex shank. Desc.: #1, 2, 3 Phillips; 6-8, 8-10, 10-12 slotted

Mfg. No.	Order No.	Desc.
16449	VEA16449	#1, 2, 3 Phillips; 6-8, 8-10, 10-12 slotted



## Screwdriver Bit Phillips



Mfg. No.	Order No.	Screw Size	Lgth. In.	Pkg. Qty.
DW2002B25	DWTDW2002B	2	1	25



## Screwdriver Bits Phillips



Steel construction.

Mfg. No.	Order No.	Screw Size	Lgth. In.	Pkg. Qty.
357120	ATG357120	2	1	20
357220	ATG357220	2	1	20
357320	ATG357320	2	1	20
92001	ATG92001	0	1	1
92005	ATG92005	1	1	1
92011	ATG92011	2	1	1
92019	ATG92019	3	1	1
92027	ATG92027	2	1-1/2	1
92039	ATG92039	2	2	1
92045	ATG92045	2	2-1/2	1
92047*	ATG92047	2	1	1

\* Drywall insert bit.



## Insert Bits Phillips – X-Hard



For use with magnetic bit holders or hand drivers. Precision-formed for proper fit.

Mfg. No.	Order No.	Screw Size	Lgth. In.	Pkg. Qty.
15305	VEA15305	1	1	2
15306	VEA15306	1	2	2
15307	VEA15307	1	3	2



## Screwdriver Bits Drywall — Icebit®



Hardened steel construction. Drives up to 10 times more screws than standard bits. Universal 1/4" hex shank for any magnetic bit holder.

Mfg. No.	Order No.	Screw Size	Lgth. In.	Pkg. Qty.
85014	VEA85014	2	2	1
16492	VEA16492	2	2	10



## Impact Insert Bits #2 Phillips



Designed exclusively for high-torque impact drivers. Precision-fit tip engineered to prevent "cam-out" and stripping. High-quality steel for use with impact drivers. Ideal for driving screws in a wide variety of heavy-duty fastening applications.

Mfg. No.	Order No.	Pkg. Qty.
B-34958	MAKB34958	15



## Depth Setters Drywall Screw



Shock-resistant tool steel construction for maximum durability. hardened core for extra strength and reduced breakage.

Mfg. No.	Order No.	Desc.
DW2014B	DWTDW2014	Drywall depth setter



## Impact Driver Bits Shockwave™ — Phillips



1/4" shank. Shockwave Impact Duty™ bits are heat-treated to control hardness for maximum strength and durability. Geometric design provides a shock absorption zone. Forged tips for maximum grip.

**MIL32-4444:** Reduced diameter. Used for drywall.

Mfg. No.	Order No.	Screw Size	Lgth. In.	Pkg. Qty.
48-32-4411	MIL32-4411	1	1	2
48-32-4412	MIL32-4412	2	1	2
48-32-4444	MIL32-4444	2	1	2
48-32-5003	MIL32-5003	2	1	15
48-32-4413	MIL32-4413	3	1	2
48-32-4461	MIL32-4461	1	2	1
48-32-4462	MIL32-4462	2	2	1
48-32-4463	MIL32-4463	3	2	1
48-32-4562	MIL32-4562	2	3-1/2	1
48-32-4563	MIL32-4563	3	3-1/2	1
48-32-4802	MIL32-4802	2	6	1



## Screwdriver Bits Slotted — Power Bit



For use with power drill chucks or chuck adapters. 1-15/16" length.

Mfg. No.	Order No.	Screw Size	Lgth. In.	Pkg. Qty.
93105	ATG93105	4 - 5	1-5/16	1
93107	ATG93107	5 - 6	1-5/16	1
93109	ATG93109	6 - 8	1-5/16	1
93111	ATG93111	8 - 10	1-5/16	1
93113	ATG93113	10 - 12	1-5/16	1



## Insert Bits Slotted



Used for common round, oval, and flat head fasteners. 1/4" hex shank.

Mfg. No.	Order No.	Screw Size	Lgth. In.	Pkg. Qty.
92111	ATG92111	6 - 8	1	1
92113	ATG92113	8 - 10	1	1
92115	ATG92115	10 - 12	1	1
92117	ATG92117	12 - 14	1	1
92119	ATG92119	14 - 16	1	1
92135	ATG92135	4 - 5	1-1/2	1
92139	ATG92139	6 - 8	1-1/2	1
92141	ATG92141	8 - 10	1-1/2	1
92143	ATG92143	10 - 12	1-1/2	1



## Screwdriver Bits Slotted — Icebit®



Cryogenically hardened steel construction provides wear resistance. Ribbed tip increases gripping power and prevents slippage. Features universal 1/4" hex shank with power groove. 3-1/2" bit length.

Mfg. No.	Order No.	Screw Size	Lgth. In.	Pkg. Qty.
16324	VEA16324	6-8	3-1/2	1
16325	VEA16325	8-10	3-1/2	1

## Power Screwdriver Bits Square — X-Hard®



1/4" hex shank with power groove. 1-5/16" overall length. Hardened and tempered.

Mfg. No.	Order No.	Screw Size	Lgth. In.	Pkg. Qty.
15076	VEA15076	1	1-5/16	1
15077	VEA15077	2	1-5/16	1
15078	VEA15078	3	1-5/16	1



## Insert Bits Square Recess — X-Hard®



For use with magnetic bit holders or hand drivers. Precision-formed for proper fit. 1" length.

Mfg. No.	Order No.	Screw Size	Lgth. In.	Pkg. Qty.
15338	VEA15338	#1	1	2
15339	VEA15339	#2	1	2
15340	VEA15340	#3	1	2



## Insert Bits Square Recess



For use in cabinets, decking and drywalling.

Mfg. No.	Order No.	Screw Size	Lgth. In.	Pkg. Qty.
92203	ATG92203	1	1	1
92205	ATG92205	2	1	1
92207	ATG92207	3	1	1

## Insert Bits Square Recess — Power Bit



Designed to fit power drill chucks and adapters.

Mfg. No.	Order No.	Screw Size	Lgth. In.	Pkg. Qty.
93203	ATG93203	1	1-15/16	1
93205	ATG93205	2	1-15/16	1
93207	ATG93207	3	1-15/16	1
93211	ATG93211	1	2-3/4	1
93213	ATG93213	2	2-3/4	1
93215	ATG93215	3	2-3/4	1
93232	ATG93232	#3	6	1





## Insert Bits

Torx®



For automotive and industrial applications.

Mfg. No.	Order No.	Screw Size	Lgth. In.	Pkg. Qty.
92318	ATG92318	T10	1	1
92321	ATG92321	T15	1	1
92324	ATG92324	T20	1	1
92327	ATG92327	T25	1	1
92333	ATG92333	T30	1	1
92336	ATG92336	T40	1	1

## Power Bits

TORX®



1/4" hex shank diameter. Common in automotive and computer industries.

Mfg. No.	Order No.	Screw Size	Lgth. In.	Pkg. Qty.
93318	ATG93318	T10	1-15/16	1
93321	ATG93321	T15	1-15/16	1
93324	ATG93324	T20	1-15/16	1
93327	ATG93327	T25	1-15/16	1
93333	ATG93333	T30	1-15/16	1
93368	ATG93368	T15	6	1
93369	ATG93369	T20	6	1
93370	ATG93370	T25	6	1
93371	ATG93371	T27	6	1
93372	ATG93372	T30	6	1



## Power Bits

Phillips & Slotted - IceBit®



Cryogenically hardened for extra-long life. Ribbed tip increases gripping power. 1/4" hex shank. 5 per pkg.

Mfg. No.	Order No.	Screw Size	Lgth. In.	Pkg. Qty.
16471	VEA16471	2	1-7/8	1



## Impact Driver Bits

Shockwave™ — Square Recess



1/4" shank. Shockwave Impact Duty™ bits are heat-treated to control hardness for maximum strength and durability. Geometric design provides a shock absorption zone. Forged tips for maximum grip.

Mfg. No.	Order No.	Screw Size	Lgth. In.	Pkg. Qty.
48-32-4421	MIL32-4421	1	1	2
48-32-4422	MIL32-4422	2	1	2
48-32-5008	MIL32-5008	2	1	10
48-32-4423	MIL32-4423	3	1	2
48-32-4471	MIL32-4471	1	2	2
48-32-4472	MIL32-4472	2	2	1
48-32-4473	MIL32-4473	3	2	1
48-32-4572	MIL32-4572	2	3-1/2	1
48-32-4573	MIL32-4573	3	3-1/2	1
48-32-4805	MIL32-4805	2	6	1

## Impact Driver Bits

Shockwave™ — Torx®



1/4" shank. Shockwave Impact Duty™ bits are heat-treated to control hardness for maximum strength and durability. Geometric design provides a shock absorption zone. Forged tips for maximum grip.

Mfg. No.	Order No.	Screw Size	Lgth. In.	Pkg. Qty.
48-32-4483	MIL32-4483	T15	2	1
48-32-4484	MIL32-4484	T20	2	1
48-32-4485	MIL32-4485	T25	2	1
48-32-4487	MIL32-4487	T30	2	1



## Chuck Keys



Keys



Key Holders

For use with reversing drills and hammer drills.

Keys

Mfg. No.	Order No.	For Chuck No.
48-66-3200	MIL66-3200	48-66-0070, 48-66-0104, 48-66-0230
48-66-3080	MIL66-3080	48-66-0240, 48-66-0805
48-66-3240	MIL66-3240	48-66-0795
48-66-3280	MIL66-3280	48-66-1360
48-66-3480	MIL66-3480	48-66-2100
48-66-3160	MIL66-3160	48-66-2000, 48-66-2080, 48-66-2085

Key Holders

Mfg. No.	Order No.	For Chuck Key No.
48-66-4040	MIL66-4040	48-66-3080, 3240, 3280, 3480



## Chuck Keys



JAC30250



JAC30253

Keys

Mfg. No.	Order No.	Key Size In.	Pilot Size In.
30249	JAC30249	1/4 & 3/8	1/4
30250	JAC30250	1/2	9/32
30251	JAC30251	1/2	1/4
30825	JAC30825	3/8	15/64
30826	JAC30826	1/4	5/32
30827	JAC30827	1/4 & 3/8	13/64
31136	JAC31136	1/2 & 5/8	5/16

Key Holders

Mfg. No.	Order No.	Desc.
30253	JAC30253	Chuck key holder



**Jacobs®**

## Keyless Chucks



Mfg. No.	Order No.	Size In.
30353	JAC30353	3/8

## Keyed Chucks Portable Tool



For use on commercial grade drills. Features through-hardened jaws and one-piece fluted sleeve.

Mfg. No.	Order No.	Cap. In.	Mount. Thread	Lgth. In.	
				Closed	Open
31052	JAC31052	1/2	1/2"-20	3.00	2.30

## Keyed Chucks Portable Tool — Multi-Craft®



JAC30598 & JAC30602

For use on corded or cordless reversible and non-reversible power drills. Through-hardened jaws provide durable gripping surface.

Mfg. No.	Order No.	Cap. In.	Mount. Thread	Band Finish
30247	JAC30247	3/8	3/8"-24	Black
30598	JAC30598	3/8	3/8"-24	Bright
30602	JAC30602	1/2	1/2"-20	Bright

**Jacobs®**

## Keyless Chucks Portable Tool — Hand-Tite®



JAC31037



JAC31038

For use with variable speed corded and cordless portable drills. Features hand tightening torque, ergonomic design and 1/2" capacity. Measures 2.9" L. Black finish.

Mfg. No.	Order No.	Mount. Thread
31037	JAC31037	1/2"-20
31038	JAC31038	3/8"-24

## Keyed Chucks Heavy-Duty



For use on heavy-duty portable, bench or floor mounted power tools. Designed with fully hardened and ground working components for use on threaded and taper mounted spindles. Features one-piece fluted sleeve, through-hardened teeth, and hardened nose and keyholes.

Mfg. No.	Order No.	Cap. In.	Lgth. In.	
			Closed	Open
14445	JAC14445	1/2	3.52	2.74

**ENKAY**

## Micro Chucks



1/8-inch Shank, For use with #60 - #80 wire gauge drill bits. Use in a drill or a hand held tool.

Mfg. No.	Order No.	Shank Size
409-C	ENK409C	1/8

**ENKAY**

## Keyless Chucks Mini Pin



3/32-inch Shank, Includes 2 collets. Capacity 0-inch to 3/32-inch. Use in a drill or handheld tool.

Mfg. No.	Order No.	Shank Dia. In.
408-C	ENK408C	3/32

**SKIL**

## Keyless Chucks



Converts Skil Twist, Super Twist and other 1/4" hex shank screwdrivers into drill.

Mfg. No.	Order No.	Size In.
92170	SKL92170	1/4

**DEWALT**

## Impact Keyless Chucks Hex Quick-Connect



Keyless impact chuck allows users to easily change from fastening to drilling. Single sleeve design allows for single handed tightening. Built with all-metal construction.

Mfg. No.	Order No.	Hex Shank In.	Chuck Size In.
DW0521	DWTDW0521	1/4	3/8

**DEWALT**

## Wet Tile Saws 10"



15 Amp motor. Design includes 45° and 22.5° integrated miters and plunge feature. Capacities: 24" max. rip; 18" diagonal cut. 34" overall length.

Mfg. No.	Order No.	Max. Depth of Cut In.
D24000S	DWTD24000	3-3/4

## Wet Tile Saws 10"



The BEAST 10" wet tile saw provides large format capability in a portable frame. Has incredibly tight tolerances, stainless steel hardware, superior materials, and has a large cutting capacity that is accurate to within 1/32" over a 24" cut. Can cut a diagonal cut on a 24" x 24" tile and can execute a 34" Rip Cut (39" Rip with plunge). The plunge cut feature makes it easy to execute V-Cap cuts, cut-outs for wall sockets and much more. Comes with a removable table extension for large format tiles and an innovative snake pipe water nozzle which allows for precise water control and placement. A durable steel pipe saw frame is constructed to withstand the toughest conditions. Includes folding stand and wheels.

Mfg. No.	Order No.	Arbor In.	Dia. In.
BEAST10	LKMBEAST10	5/8	10

**LACKMOND**

## Wet Tile Saws 7"



Capable of performing a diagonal cut on a 18" x 18" tile and execute 24" rip cut. Direct-drive motor rotates to ensure accurate 22.5° & 45° bevel cuts. Plunge cut makes it easy to execute V-Cap cuts, cut-outs for wall sockets and more. Includes a snake pipe water nozzle for precise water control and placement and a durable steel pipe saw frame. Includes folding stand. Wheels not included

Mfg. No.	Order No.	Amp	Arbor In.	Dia. In.
BEAST7	LKMBEAST7	13	5/8	7

## 5" Stone/Tile Saws Wet/Dry



Capable of executing a diagonal cut or rip cut on virtually any size of tile or stone. Integrated plunge cut feature provides up to 1-1/4" depth of cut at 90° and 1" when in 45° bevel position. 12-AMP motor for power to cut through hard 3cm thick granite slabs.

Mfg. No.	Order No.	Amp	Arbor In.	Dia. In.
HA181421PRM	LKM32261	12	5/8	5

## Folding Tile Saw Stands



Designed to fit the Lackmond BEAST7 and the BEAST10 Tile saws. Lightweight and easy to fold for transportation, large wheels for easy mobility on jobsites. Gravity rise technology.

Mfg. No.	Order No.	Weight Lbs.
BEAST7STAND	LKM7STAND	34

**Milwaukee**

## Diamond Coring Rigs Contractor-Plus Series



Features vacuum pump assembly with large aluminum base and portable coring stand with steel column 2-1/2" dia. x 43-1/2" H. Diamond core motor: 20 Amp, 450/900 RPM, 2" - 10" capacity. Includes rear mounted rack and pinion feed, reversible feed handle, locking carriage and universal adapter plate.

Mfg. No.	Order No.	Wheel Size In.	Wt. Lbs.
4120-22	MIL4120-22	5	115.3

**LACKMOND**

## Core Bits Wet Cut



Wet cut fore bits are 15" in length and threaded for 1-1/4" - 7" arbors. Ideal when drilling holes in concrete and reinforced concrete applications. A key feature provided on all wet cut core bits is the precision thread cap-to-tube system. Unique top threaded bits eliminated lateral run out at the drilling face of the core bit allowing the bit to spin more precisely without a loping effect.

Mfg. No.	Order No.	Dia. In.
40020	LKM40020	2
40030	LKM40030	3
40040	LKM40040	4
40050	LKM40050	5
40060	LKM40060	6

**DEWALT**

## Cement Shears Variable Speed



Ideal for cutting 5/16" cement fiber siding. 360-degree head swivel for added cutting convenience. Reversible dual cutting edge side blades prolong cutting life and increase productivity. Measures 9.1" L.

Mfg. No.	Order No.	Amps	Watts	SPM
D28605	DWTD28605	6.5	800	0 - 2500







## Grinder Kits 5" Concrete Surfacing



Concrete Surfacing Grinder has a dedicated dust-collection shroud for a cleaner work environment, as well as plenty of power. It delivers 12.5 AMPs and up to 9,300 RPM, for concrete grading, surface preparation & other concrete applications. Its dedicated dust guard system is a comprehensive solution for collecting dust that allows grinding flush against walls. A sealed motor & a sealed switch. Also has double-sealed ball bearings & two lip-sealing rings to protect against dust contamination. With Constant Response™ circuitry, this grinder's motor can handle extended operational load, which allows the user to reach areas where walk-behind unit can't touch. Its spindle lock allows for quick wheel changes, it has a wrap-around auxiliary handle and it includes Service Minder™ brushes.

Mfg. No.	Order No.	AMPS	Wheel Diam. In.	RPM
CSG15	BSHCSG15	12.5	5	9,300




## Wet Stone Polishers 4" Electric



Housing cover protects industrial die cast aluminum gear housing. 3 holes at spindle top spread water to the pad. Overload switch to protect armature failure.

Mfg. No.	Order No.	Amps	Volts	RPM
PW5001C	MAKPW5001C	7.9	115	2000-4000

## LACKMOND Backing Pads




4" x 5/8"-11 backing pads for polishing pads.

Mfg. No.	Order No.	RPM	Type
BUP4/15708	LKM15708	13,700	Soft
BUR4R/30027	LKM30027	13,700	Rigid

## LACKMOND


### Polishing Pads Diamond



For wet polishing of granite, marble and concrete surfaces. Includes 50, 400 and 3000 grit pads and 5/8"-11 back up pad.

Mfg. No.	Order No.	Dia. In.
SET4CTR/30007	LKM30007	4

### Polishing Pads Diamond — Wet



4" polishing pads used for polishing granite and marble. They can be used for polishing concrete countertops. All polishing pads are Velcro-backed for quick change.

Mfg. No.	Order No.	Grit	Color
PD504C/22001	LKM22001	50	Lt. Green
PD1004C/22002	LKM22002	100	Red
PD2004C/22003	LKM22003	200	Yellow
PD4004C/22004	LKM22004	400	Blue
PD8004C/22005	LKM22005	800	Dk. Green
PD15004C/22006	LKM22006	1500	Orange
PD30004C/22007	LKM22007	3000	Pink

### Diamond Saw Blades Walk Behind Saw



Designed for wet cutting cured concrete. 1" diameter arbor.

Mfg. No.	Order No.	Dim. In. Dia. x Thick.
CW2141251SPL	LKM32034	14 x .125
CW181251SPL	LKM32036	16 x .125
CW181251SPL	LKM32036	18 x .125

## LACKMOND

### Diamond Blades High Speed — Contractor



For use with hand saws or low horsepower walk behind saws. Designed for wet or dry cutting cured concrete and masonry. 1" dia. arbor.

Mfg. No.	Order No.	Dim. In. Dia. x Thick.
EDH121251/02600	LKM02600	12 x .125
EDH141251/02602	LKM02602	14 x .125

### Multi-Application Blades Silent Core — STS-5



For use with hand saws, masonry saws or low horsepower walk behind saws. Designed for wet or dry cutting of cured or green concrete, asphalt, masonry and stone. Features castellated segmented turbo rim, .590" segments and slanted steel core. 1" dia. arbor.

Mfg. No.	Order No.	Dim. In. Dia. x Thick.
STS5121251	LKM02908	12 x .125
STS5141251	LKM02910	14 x .125



### Soft-Cut Blades Walk Behind



Features unique triangular arbor configuration and cuts ultra hard aggregate, non-abrasive sand. For dry use. 12 segments.

Mfg. No.	Order No.	Diam. In.
XL6-1000	HUC52224	6



## Construction Saw Blades High-Speed Diamond



High speed diamond blade. General purpose blade for cutting cured concrete, and brick. Made for dry or wet cutting, is diffusion bonded and is a quality grade level product.

Mfg. No.	Order No.	Dia. In.
542774463	HUC62714	14

## Circular Saw Blades Abrasive Diamond



Diamond Blade features 0.4" diamond depth and 0.787" safety arbor. Blade can be used in general purpose cutting of asphalt, block, abrasive block, soft brick, concrete pavers and green concrete.

Mfg. No.	Order No.	Dia. 14 In.
542777195	HUC57312	24

## Diamond Saw Blades Vari-Cut



A walk behind general purpose blade made to cut cured concrete, abrasive material and light asphalt overlay with undercutting protection.

Mfg. No.	Order No.	Dia. X Thick. In.
585580803	HUC86095	18 x .140

## LACKMOND

### Asphalt/Block Blades Wet/Dry



The PRM Series Asphalt/Block blade is a mid-range product. It is designed to be used on both hand held and low horsepower walk behind saws. Engineered with U-channel gullets and wedge segments which help remove debris, keep the blade cool, and provide undercut protection.

Mfg. No.	Order No.	Kerf	Arbor In.	Dia. In.
HA141251PRM	LKM32258	.125	1	14
HA161251PRM	LKM32261	.125	1	16
HA181421PRM	32271261	.142	1	18

### Block/Masonry Diamond Blade Wet/Dry



For use in masonry applications. 1" arbor.

Mfg. No.	Order No.	Dia. x Thick In.
HA141251SPA	LKM32271	14 x .125

#### Cured Concrete

SG14SPL1251P	LKM30944	14 x .125
--------------	----------	-----------



## Diamond Blades Wet/Dry




For cutting brick and other masonry material. Thin (.065) kerf minimizes dust while providing fast cut rate at constant depth. Diamond construction lasts up to 30 times longer than abrasive blades. Use with 7" and 7-1/4" circular saws. Carded.

Mfg. No.	Order No.	Dia. In.	Arbor In.	RPM
DW4712	DWTDW4712	7	5/8	8700

## LACKMOND

### Diamond Saw Blades Small Diameter



LKM03500



LKM02704

For use with small saws and angle grinders. Designed for dry cutting of cured concrete and masonry. 7/8" dia. arbor.

Mfg. No.	Order No.	Dim. In. Dia. x Thick.
SG4PRO	LKM32329	4 x .080
SG4SPP	LKM32345	4 x .080
STS57090DM	LKM02904	7 x .100
SG7PP	LKM32349	7 x .125

## Disc Nut Adapter



Grinder disc nut arbor adapter for 7/8" X 5/8"-11

Mfg. No.	Order No.	Arbor In.
CUP NUT	LKM31095	7/8 x 5/8 - 11

## Diamond Blades Wet/Dry — Turbo™



Continuous rim design.

Mfg. No.	Order No.	Dia. In.
TB7CGR/19604	LKM19604	7

## LACKMOND Saw Blades Continuous Rim Turbo



For use with circular saws and angle grinders. Castellated design provides aggressive cutting in marble, granite and other stone. 5/8" dia. arbor.

Mfg. No.	Order No.	Dim. In. Dia. x Thick.
TB7SPP	LKM32397	7 x .100

## Cup Wheels Wet/Dry Cutting



Designed for removing, shaping and smoothing concrete, masonry and stone aggregates.

Mfg. No.	Order No.	Dia. In.
<b>Single Row Segment — Contractor</b>		
SPPGC4SN	LKM06607	4
<b>Double Row Segment — Contractor</b>		
SPPGC4.5DN	LKM06617	4-1/2
SPPGC7DN	LKM06621	7
<b>Double Row — Economy</b>		
PRMGGC5D	LKM32492	5

## Grinding Wheels Diamond Cup



For removal of lime or hard finish plaster, sandstone and abrasive concrete. Eleven-segment style. 7/8" arbor size.

Mfg. No.	Order No.	Dia. In.	RPM
DC520	BSHDC520	5	12,200

## LACKMOND Crack Chasing Blades



For use with right-angle grinders to prevent wide-spread cracking of concrete. Features inverted V-shaped segments fit into and open up cracks in preparation for filling. 5/8"-11 threaded hub.

Mfg. No.	Order No.	Dim. In. Dia. x Thick.
CKVN4375	LKM07000	4 x .375

## Cup Wheels Turbo Wet/Dry



The segments are arranged diagonally around the rim of the cup wheel allowing more diamonds to contact the work surface. Because of this configuration, the Segmented Turbo design also provides a stable grinding platform - preventing gouging and uneven grinds. Wet/Dry

Mfg. No.	Order No.	Diam. In.	Arbor In.	No. of Seg.
SPPSTC4.5N18	LKM06622	4-1/2	5/8-11 Thread	18
SPPSTC7N24	LKM06626	7	5/8-11 Thread	24

## Demolition Blades Steel Cutters



LSE series of blades provides fast and smooth dry cutting of steel, aluminum, fiberglass, PVC, ductile iron, wood, brick, block, and pavers. Silicon carbide is electroplated to each side of the blade core, resulting in a "pinch-free" cut. Vacuum brazed diamonds at the tip of cutting edge eliminate the need for de-burring of blade.

Mfg. No.	Order No.	Dim. In. Dia. x Thick.
LSE4.5	LKM04514	4-1/2 x .080
LSE7	LKM05411	7 x .095
LSE141251EP	LKM04507	14 x .125

## DEWALT

### Hammer Drills 1/2" — VSR



Drilling capacities: 1/2" in steel, 1-1/4" in wood, 1/2" in concrete. 550 maximum watts. Measures 11-1/2" OAL.

Mfg. No.	Order No.	Amps	PRM	BPM
DW511	DWTDW511	6.7	0 — 2700	0 — 46,000

## PORTER CABLE

### Hammer Drills 1/2" — VSR



Dual speed hammer drill featuring cast metal gear housing for added durability. Ergonomic handle and two finger locking trigger provide ease and comfort for extended periods of use. Includes side handle for added control in heavier applications and dual speed transmission for maximum torque in both speed settings.

Mfg. No.	Order No.	Amps	RPM
PC70THD	PRTPC70THD	7	0-1100, 0-3100



### Rotary Hammer Kits 5/8" — SDS Plus



5/8" maximum capacity. 1.5 ft.-lbs. impact energy. Lightweight compact design reduces fatigue and allows access in tight spaces. Mechanical clutch protects tool. Anti vibration system delivers maximum comfort and 2-mode operation provides versatility. Includes side handle, depth rod, and carrying case.

Mfg. No.	Order No.	Amps	RPM	BPM
5263-21	MIL5263-21	5.5	0 — 3700	0 — 4400





## BOSCH Hammer Drills 2-Speed



Powerful 8.5 amp motor for high-torque and high-speed drilling capabilities. Integral slip clutch - more user security. Securely clamping 1/2-Inch three-jaw chuck for rugged hammer-drilling applications. Dual-mode selector easily converts from rotation-only to hammer-drill mode.

Mfg. No.	Order No.	Amps
HD18-2	BSHHD18-2	8.5



## Rotary Hammer Kits 1" — Variable Speed/SDS



Variable speed trigger allows user to control speed from 0 to dialed setting. SHOCKS®, anti-vibration control, reduces vibration. Mode selector allows for usage in rotary hammer, rotary only and chisel-

ing. Reversing feature, 360° side handle and dust extraction connection.

Mfg. No.	Order No.	RPM	BPM	Impact Energy Ft.-Lbs.
D25323K	DWTD25323K	0-1150	0-4300	2.5



## BOSCH Rotary Hammers 1-1/8" — Variable Speed/SDS



360° auxiliary handle, integral clutch, Active Vibration Control™ multi-function selector and variable speed 3-finger trigger. 3-1/8" maximum hole diameter with core bit and 1-1/8" maximum hole diameter in concrete. Includes auxiliary handle and carrying case.

Mfg. No.	Order No.	RPM	BPM	Impact Energy Ft.-Lbs.
RH328VC	BSHRH328VC	0-900	0-4000	2.6



## BOSCH Rotary Hammers 1" — Bulldog™ Xtreme



Features 3 modes of operation, tool-free bit changes, variable speed trigger. Integral clutch and D-handle design for overhead drilling. Vario-Lock™ rotates and holds chisel in 36 positions. Rated 120V, 7.2A. Capacity 1" in concrete, 2-5/8" in concrete with through-hole bit, 1/2" in steel and 1" in wood. Includes auxiliary handle, depth gauge and case.

Mfg. No.	Order No.	RPM	BPM	Imp. Enrgy. Ft.-Lbs.
11255VSR	BSH11255VS	0-1300	0-5800	2.2



## Rotary Hammers 1" — SDS-Plus



Powerful 7A motor handles the most demanding applications. Torque limiting cloth engineered to prevent gear damage. 40 bit angle settings allow the bit to be set at different positions. One-touch sliding chuck for quick bit changes. Recessed lock-on button for continuous use.

Mfg. No.	Order No.	Amps	RPM	BPM
HR2475	MAKHR2475	7	0-1,100	0-4,500



## BOSCH Combination Hammers 1-9/16" — SDS-Max®



SDS-max® bit system allows tool-free bit changes with automatic bit locking, dust protection and impact energy transfer. Combination dual mode selector knob allows tool to be switched between rotary hammer mode or hammer only mode. Vario-Lock™ positioning rotates and locks chisel into 12 different positions to optimize working angle. 360° auxiliary handle. Includes case.

Mfg. No.	Order No.	Amps	RPM	BPM
RH540M	BSHRH540M	12	170-340	1500-2900



## BOSCH Rotary Hammer Kits 1-5/8" — SDS-Max®



Active Vibration Control™ vibration reduction and One-Hand™ SDS-Max® tool-free bit change. Delivers 20% more power in hammer only mode, while Vario-Lock™ positioning rotates and locks chisel into 12 different positions. Auto-Max™ variable speed dial . 18" tool length.

Mfg. No.	Order No.	Amps	RPM	BPM
11264EVS	BSH11264	13	170-340	1700-2900

## Rotary Hammers 1-3/4" SDS-Max®



SDS-max® bit system for tool-free bit changes and automatic bit locking. Variable speed dial for accurate bit starting and controlled chipping applications. Turbo™ Power for more power in hammer only mode.

Service Minder™ light for preventative maintenance signal. Vario-Lock™ rotates and locks chisel into 12 different positions to optimize working angle.

Mfg. No.	Order No.	RPM	BPM	Cap. In.
RH745	BSHRH745	150-305	1380-2750	1-3/4

## Demolition Hammers SDS-Max®




Active vibration control, SDS-Max® bit system, dust protection and maximum impact energy transfer rate. Vario-Lock™ positioning rotates and locks chisel into 12 different positions to optimize working angles. Includes auxiliary handle and carrying case.

Mfg. No.	Order No.	Amps	BPM	Impact Energy Ft.-Lbs.
11321EVS	BSH11321	13	1300-2900	9.6



## Chucks SDS Shank



For use with straight-shank hammer drill bits. Can be used in hammer mode; fits all SDS hammers.

Mfg. No.	Order No.	Desc.	Cap. In.
1-618-571-014	BSH07717	Chuck w/ key	1/2

## Hammer Adapters SDS-max®



Adapts SDS-plus® accessories to SDS-Max®.

Mfg. No.	Order No.	Adapter Type
HA1030	BSHHA1030	SDS-plus®



## Rotary Hammer Kits 1-9/16" — SDS Max



12 Amp motor for high performance and overload protection. 8 ft.-lbs of impact energy. Factory set clutch reduces sudden, high torque reactions. Rubber grip helps reduce vibration. 360° side handle, depth rod, users guide, and kit box.

Mfg. No.	Order No.	RPM	BPM	Lgth. In.
D25501K	DWTD25501K	490	3300	18



## Breaker Hammers Jack



Vibration reduction handle, multiple grip positions, lock on switch and 360° auxiliary handle. 2-way tool retainer accepts standard 1-1/8" hex bits. Rated 120V, 15A. Includes pointed chisel, auxiliary handle and case.

Mfg. No.	Order No.	Motor Watts	BPM	Imp. Engy. Ft.-Lbs.	Lgth. In.
11335K	BSH11335K	1750	0 - 1300	34	30

## Breaker Hammers Brute Turbo™



Impact energy provides maximum concrete removal for increased productivity. Active vibration control in hammer mechanism and shock absorbent, ergonomic handle. Anti-slip rubber cover. Includes deluxe cart and 4 chisels. 115V.

Mfg. No.	Order No.	BPM	Imp. Energy Ft. Lbs.	Lgth. In.
BH2770VCD	BSHBH2770	0-1000	47	30



## Breaker Hammers



Active Vibration Control® reduces vibration, and rubber coated handles provide greater comfort and control. 15A motor provides maximum power with overload protection. Electronic soft start increases productivity by reducing bit walking. Includes transport cart and 3-chisels.

Mfg. No.	Order No.	Motor Watts	BPM	Impact Energy Ft. Lbs.
D25980K	DWTD25980K	1600	900	61




## Impact Drill Bits Multi Material



For tile, masonry, wood, metal and concrete. Tungsten carbide plate is suitable for multi-purpose applications. Sharp, multiple diamonds ground cutting edges for a high drilling rate, even in hard materials such as tiles and concretes. Sturdy drilling head for a long serviced life in drilling and impact drilling applications

Mfg. No.	Order No.	Size In.
MP02	BSHMP02	5/32
MP03	BSHMP03	3/16
MP06	BSHMP06	1/4
MP09	BSHMP09	5/16
MP12	BSHMP12	3/8
MP16	BSHMP16	1/2

## Impact Drill Bit Sets



Drills tile, masonry, wood, metal and concrete. Innovative tungsten carbide plate is suitable for multi-purpose applications. Sharp, multiple diamonds ground cutting edges for a high drilling rate, even in hard materials such as tiles and concretes. Sturdy drilling head for a long serviced life in drilling and impact drilling application. Size in inches : 5/32, 3/16, 1/4, 5/16, 3/8

Mfg. No.	Order No.	Piece Ct.
MP500T	BSHMP500T	5

## Hammer Drill Masonry Carbide



Durable construction with diamond ground carbide tip for precise starts in tile and hard stone. Features milled u-flutes with deep-cut spiral for fast dust removal and PowerGrip™ shank for aggressive gripping power.

Mfg. No.	Order No.	Lgth. In.	Dia. In.
HCBG01T	BSHHCBG01T	4	1/8
HCBG02T	BSHHCBG02T	6	5/32
HCBG04T	BSHHCBG04T	6	3/16
HCBG06T	BSHHCBG06T	6	1/4
HCBG09T	BSHHCBG09T	6	5/16
HCBG12T	BSHHCBG12T	6	1/8
HCBG14T	BSHHCBG14T	12	3/8
HCBG16T	BSHHCBG16T	6	1/2
HCBG18T	BSHHCBG18T	12	1/2
HCBG20T	BSHHCBG20T	6	5/8



## Hammer Drill Masonry Carbide



For drilling in brick, cinder block and tile. Double flute, carbide tip. **Note:** For use in rotary drills only.

Mfg. No.	Order No.	Dia. In.	Shank Dia. In.	OAL In.
14004	VEA14004	1/4	1/4	4
14005	VEA14005	5/16	1/4	4
14006	VEA14006	3/8	1/4	4
14008	VEA14008	1/2	1/4	4
14021	VEA14021	1/8	1/8	3
14023	VEA14023	3/16	3/16	4
14024	VEA14024	1/4	1/4	6
14025	VEA14025	5/16	1/4	6
14026	VEA14026	3/8	1/4	6
14027	VEA14027	7/16	1/4	6
14029	VEA14029	1/2	3/8	6
14030	VEA14030	5/8	3/8	6
14031	VEA14031	3/4	3/8	6
14032	VEA14032	7/8	1/2	6
14033	VEA14033	1	1/2	6
14044	VEA14044	1/4	1/4	13
14045	VEA14045	5/16	1/4	13
14046	VEA14046	3/8	1/4	13
14049	VEA14049	1/2	3/8	13
14050	VEA14050	5/8	3/8	13
14051	VEA14051	3/4	3/8	13

## SDS-plus® Rotary Hammer Bit Sets SDS-plus®



Carbide-tipped construction. Features 4-flute design for fast dust removal. Includes case.

Mfg. No.	Order No.	Bit Sizes In.
HCK005	BSHHCK005	3/16 x 4 x 6; 1/4 x 2 x 4; 1/4 x 4 x 6; 3/8 x 4 x 6; 1/2 x 4 x 6



## SDS-Plus® Rotary Hammer Carbide Bits – Bulldog™ Xtreme



Diffusion bonding technology provides stronger carbide bond for the longest-lasting bit. 4X life in all concrete types and concrete with rebar. Wear mark assures hole diameter tolerance for anchoring applications. Centric conical tip results in precise hole diameters. Optimized for heavy duty rotary hammers.

Mfg. No.	Order No.	Dia In.	Usable Lgth. In.	OAL In.
HC2001	BSHHC2001	5/32	4	6
HFC2011	BSHFC2011	3/16	4	6-1/2
HFC2012	BSHFC2012	3/16	6	8-1/2
HCFC2040	BSHFC2040	1/4	2	4
HCFC2041	BSHFC2041	1/4	4	6-1/2
HCFC2042	BSHFC2042	1/4	6	6-1/2
HCFC2044	BSHFC2044	1/4	10	12
HCFC2051	BSHFC2051	5/16	4	6
HCFC2054	BSHFC2054	5/16	10	12
HCFC2061	BSHFC2061	3/8	4	6
HCFC2064	BSHFC2064	3/8	10	12
HCFC2067	BSHFC2067	3/8	16	18
HHC2073	BSHHC2073	7/16	6	8
HCFC2081	BSHFC2081	1/2	4	6
HCFC2084	BSHFC2084	1/2	10	12
HCFC2087	BSHFC2087	1/2	16	18
HC2093	BSHHC2093	9/16	6	8
HCFC2102	BSHFC2102	5/8	6	8
HCFC2103	BSHFC2103	5/8	10	12
HCFC2104	BSHFC2104	5/8	16	18
HCFC2224	BSHFC2224	7/8	8	10
HCFC2227	BSHFC2227	3/4	16	18
HCFC2244	BSHFC2244	7/8	8	10
HCFC2247	BSHFC2247	7/8	16	18
HCFC2263	BSHFC2263	1	8	10
HCFC2267	BSHFC2267	1	16	18

## SDS-plus® Rotary Rebar Cutting Bits



High quality rotary carbide for long drilling life, tapered shank body design provides less weight for smoother drilling, unique flute geometry removes metal shavings quickly, for use with most common rotary hammers in rotation mode, relief hole dissipates heat and allows for slug removal.

Mfg. No.	Order No.	Dia. In.	Lgth. In.
RC2084	BSHRC2084	1/2	12
RC2104	BSHRC2104	5/8	12
RC2124	BSHRC2124	3/4	12
RC2144	BSHRC2144	7/8	12



## SDS-plus® Hammer Chisels



BSHHS1415



BSHHS1420



BSHHS1425

Steel.

Mfg. No.	Order No.	Desc.
HS1415	BSHHS1415	Bull point chisel
HS1420	BSHHS1420	3/4" x 10" chisel point chisel
HS1425	BSHHS1425	1-1/2" x 10" self-sharpening scraping chisel

## SDS-max® Hammer Bits Speed-X™



Centric tip, angled dust channels, inclined side cutters wear mark and long pitch spiral. Manufactured to ANSI standards. Use with SDS-max® hammers, SDS-max® drive hammers and Hilti hammers using TE-Y and TE-FY shanks.

Mfg. No.	Order No.	Dia. In.	Usable Lgth. In.	OAL In.
HC5010	BSHHC5010	1/2	8	13
HC5011	BSHHC5011	1/2	16	21
HC5020	BSHHC5020	5/8	8	13
HC5021	BSHHC5021	5/8	16	21
HC5030	BSHHC5030	3/4	8	13
HC5031	BSHHC5031	3/4	16	21
HC5036	BSHHC5036	13/16	16	21
HC5040	BSHHC5040	7/8	8	13
HC5041	BSHHC5041	7/8	16	21
HC5050	BSHHC5050	1	8	13
HC5051	BSHHC5051	1	16	21
HC5061	BSHHC5061	1-1/8	16	21
HC5071	BSHHC5071	1-1/4	16	21
HC5091	BSHHC5091	1-1/2	16	21
HC5098	BSHHC5098	1-3/4	16	21
HC5099	BSHHC5099	2	16	21

## SDS-max® Hammer Steel Star Point Chisel Twist



Feature the R-Tec advantage using an energy diverting reflection element that increases material removal by 15%. Star-point twist tip is self sharpening and less binding.

Mfg. No.	Order No.	Dia. In.	OAL In.
HS1936	BSHHS1936	1	16





## SDS-max® Hammer Steel Bushing Tool One Piece



For use with SDS-max® hammers. 16-tooth, 1-3/4" square head, 3/4" hex, 21/32" round.

Mfg. No.	Order No.	Lgth. In.
HS1909	BSHHS1909	9-1/4

## SDS-max® Hammer Steel Asphalt Cutter



For use with SDS-max® hammers, SDS-max® drive hammers and Hilti hammers using TE-Y and TE-FY shanks.

Mfg. No.	Order No.	Dim. In.
HS1906	BSHHS1906	5 x 15

## SDS-max® Hammer Steel Clay Spade



For digging in clay, gravel and hard-packed dirt. **Caution:** Not for use in concrete.

Mfg. No.	Order No.	Size In.
HS1922	BSHHS1922	4-1/2 x 17

## SDS-max® Hammer Steel Ground Rod Driver



5/8" and 3/4" rods. Inside diameter .906", inside depth 2-3/4" x 20".

Mfg. No.	Order No.	For Use With
HS1924	BSHHS1924	SDS-max® hammers

## SDS-max® Hammer Steel Bull Point



3/4" hex with 21/32" round.

Mfg. No.	Order No.	Size In.	For Use With
HS1913	BSHHS1913	12	SDS-max® hammers
HS1914	BSHHS1914	18	SDS-max® hammers



## SDS-max® Hammer Steel Dry Core Bits



One-piece, carbide-tipped design with integral shank/centering drill. Allows better power transmission. Maximum core size 2-5/8" deep. 22" overall length with 17" useable length. Includes ejector key.

Mfg. No.	Order No.	Dia. In.
HC8515	BSHHC8515	2
HC8526	BSHHC8526	2-5/8
HC8555	BSHHC8555	4

## SDS-max® Hammer Steel Flat Chisel



3/4" hex with 21/32" round.

Mfg. No.	Order No.	Size In.	For Use With
HS1911	BSHHS1911	1 x 12	SDS-max® hammers
HS1912	BSHHS1912	1 x 18	SDS-max® hammers

## SDS-max® Hammer Steel Scaling Chisels



2" W x 12" L. 3/4" hex with 21/32" round.

Mfg. No.	Order No.	For Use With
HS1917	BSHHS1917	SDS-max® hammers

## SDS-max® Hammer Steel Seam Cutters



Remove mortar or caulk between bricks. Fits Bosch SDS-max® hammers and hammers using TE-Y and TE-FY shanks. One-piece design.

Mfg. No.	Order No.	Lgth. In.
HS1920	BSHHS1920	15

## SDS-max® Hammer Steel Tampor Plate/Bushing Head



Not Interchangeable with bushing shank. Works with HS1828 and HS1969. (SOLD SEPARATELY). 12 In. long tampor plate shank, SDS-max® shank.

Mfg. No.	Order No.	Size In.
HS1927	BSHHS1927	12




## SDS-max® Hammer Steel Tampers



Works with Bosch HS1927. (SOLD SEPARATELY)

Mfg. No.	Order No.	Size In.
HS1828	BSHHS1828	5 x 5

## SDS-max® Hammer Steel Square Carbide Bits



Custom Bosch carbide. 25-tooth head, 3/4" hex shank, One-piece design.

Mfg. No.	Order No.	Size In.
HS1969	BSHHS1969	2 x 2

## Brute™ Breaker Hammer Steel Moil Point



For general chipping work. 1-1/8" hex steel shank with internal lock and external collar.

Mfg. No.	Order No.	OAL In.
HS2161	BSHHS2161	20-1/2

## Brute™ Breaker Hammer Steel Narrow Chisel



Starts holes in concrete slabs. 1-1/8" hex steel shank with internal lock and external collar.

Mfg. No.	Order No.	OAL In.
HS2163	BSHHS2163	20-1/2

## Brute™ Breaker Hammer Steel Brute™ — Chisel



3" chisel with two 60° cutting angles clean concrete, scal, rust, cut troughs and some asphalt. 1-1/8" hex steel shank with internal lock and external collar.

Mfg. No.	Order No.	OAL In.
HS2164	BSHHS2164	20-1/2



## Brute™ Breaker Hammer Steel Digging Chisel



Use on thick asphalt and hard ground. 3" blade; 1-1/8" hex steel shank with internal lock and external collar. Not for use on concrete.

Mfg. No.	Order No.	OAL In.
HS2168	BSHHS2168	22-1/2

## Brute™ Breaker Hammer Steel Asphalt Cutter



For use on asphalt and hard ground. 5" blade; 1-1/8" hex steel shank with internal lock and external collar. Not for use on concrete.

Mfg. No.	Order No.	OAL In.
HS2167	BSHHS2167	17-1/2

## Brute™ Breaker Hammer Steel Clay Spade



Digs through clay, hard packed gravel and dirt. 5-1/2" blade; 1-1/8" hex steel shank with internal lock and external collar.

Mfg. No.	Order No.	OAL In.
HS2169	BSHHS2169	20

## Brute™ Breaker Hammer Steel Ground Rod Driver



1" inside diameter, 3" inside depth.

Mfg. No.	Order No.	OAL In.
HS2172	BSHHS2172	15-1/2



## Walk Behind Saws



Adjustable handles for comfort, allows operator to be positioned closer to cutting side. Handle folds for transport. Clear depth indicator for all blade diameters. IntelliSeal blade spindle has four sealed radial bearings for strength and durability. Allows for a minimum of 500 hour maintenance intervals and a 1000 hour limited warranty. Large integrated water tank quick connection for water hose to the blade guard. No tools required for dis-assembly.

Mfg. No.	Order No.	Blade Cap. In.	Wt. Lbs.
965 14 82-08	HUCFS400	18	218.25



## Walk Behind Saws Soff-Cut



Has Soff-Cut™ technology which is a unique system for early entry concrete sawing. This technology enables concrete to be cut within the first one or two hours of finishing and before final set. Providing a solution for minimizing the risk of random cracking, and it simplifies the working process compared to conventional sawing. Has a 4.3 HP engine with a cyclone air filter, mechanical blade depth control and a retractable front guide system.

Mfg. No.	Order No.	Blade Cap. In.	Wt. Lbs.
966 84 48-05	HUC150	6	87

## Wet Cut Saws Concrete



Ideal for quick and easy cutting of building block, pipe, reinforcement bar, supports, etc. 120 volt electric motor.

Mfg. No.	Order No.	Watts.
966799401	HUCK3000	1800

## Dust Reducers Vacuum Attachment



Enables superior dust collection. With the quick connection it's easy to quickly install and remove the attachment.

Mfg. No.	Order No.	Desc.
523095001	HUC76692	K3000 dust reducing kit



## Cut-Off Saws Gasoline-Powered



HUCK760



HUCK970

Features air-cooled 2-cycle engine with enclosed drive belt. 14" diameter blade provides cutting depth of approximately 5". Includes diamond blade and 1" arbor bushing.

Mfg. No.	Order No.	Disp. CC	Wt. Lbs.*
966 43 34-01	HUCK760	74	21.9
966 47 71-01	HUCK970	94	22.7

\* Dry, without blade.

## Concrete Ring Saw Gasoline-Powered



Cutting depth of 270 mm to cut through a normal wall from one side only. Less sensitive to outer conditions and fuel variations, due to cylinder design & muffler with integrated heat deflector. Poly-V belt with maintenance-free DuraStarter™ and Active Air Filtration™.

Mfg. No.	Order No.	Disp. CC	Wt. Lbs.
967 29 07-01	HUCK970RS	94	30

## Ring Saw Blades Replacement



Use to cut precast panels, granite or marble during installation, or use it to quickly remove existing reinforced concrete or stone slabs from the work area to speed up renovation or repair tasks.

Mfg. No.	Order No.	Max RPM.
531108058	HUC35985	4365





## 14" Power Cutter 4-Stroke



Lower noise at 93.2dB(A) Five-stage, foam-paper-nylon filtration system with advance direction air flow provides cleaner air for better engine durability Cutting arm easily changes from center position to flush (outboard) position allowing cuts directly adjacent to curb edges, wall or directly above the ground. Cushioned operator grips with 4 vibration-absorption rubber buffers for increased operator comfort. Convenient oil level check and easy oil maintenance for longer engine life Included water kit with quick release attachment is adaptable to most common hose threads. No load/Max Spindle RPM: 9100/4300. Max cutting depth inches: 4-13/16.

Mfg. No.	Order No.	Disp. CC	Weight Lbs.
EK7651H	MAKEK7651H	4.61	28.3

## Concrete Chainsaws Gas



Use for irregular or openings as small as small as 11x11 cm. Being tool-free it's easy to adjust the tension of the chain. Robust and reliable makes it less sensitive to outer conditions and fuel variations, thanks to the cylinder design and muffler with integrated heat deflector.

Mfg. No.	Order No.	Bar Lgth. In.	Wt. Lbs.
967 29 08-01	HUCK970CS	14	20.9



## Chainsaw Chains replacement chain for HUCK970CS



Engineered to cut hard concrete, brick and other masonry even when rebar is present. Designed to cut wet. Great for plunge cuts and corner cutting. Segments are laser welded.

Mfg. No.	Order No.	Chain Lgth. In.
531101187	HUC56238	14



## Cut-Off Saws 14" Dry



Features quick lock vise, spindle lock and 1" wheel arbor. Measures 21" L. 15-amp motor provides more overload capacity to increase performance and durability. Patented Quick-Fence™ tool-free, 45° adjustable fence allows for fast and accurate angle cuts without using a wrench.

Mfg. No.	Order No.	HP	RPM	Cut. Cap. Rect.	Cut. Cap. Rnd.
DW872	DWTDW872	4	1300	6-1/2 x 4-1/2	5-3/16



## Cut-Off Saw 12" Dry



15 Amp power, lightweight, portable, perfect for the shop or jobsite. Includes a Diablo Cermet-tipped blade. Soft-start reduces stress for a motor that runs smoother and lasts longer. Large cutting capacity at 4-1/2 in with cleaner faster cuts than chop saws.

Mfg. No.	Order No.	Arbor In.	Blade Dim. In.
SPT62MTC-22	SKL62MTC22	1	12



## Cut-Off Saws 14" Abrasive



Features keyless blade change system, 15A motor, quick lock vise and 1" wheel arbor.

Mfg. No.	Order No.	HP	RPM	Cut. Cap. Rect.	Cut. Cap. Rnd.
D28715	DWTD28715	5.5	4000	4-1/2 x 6-1/2	5



## Cut-Off Saws 14" Abrasive



14" abrasive wheel, 15-amp motor delivers maximum cutting performance in a wide variety of materials. All bearing construction provides durability. Durable lightweight design provides portability. Features oversized wheel guards protect from debris, 45° miter capacity with adjustable fence, large spindle lock button, and quick adjust vise clamp.

Mfg. No.	Order No.	HP	RPM	Cut. Cap. In. Rect.	Cut. Cap. In. Rnd.
6177-20	MIL6177-20	4	3900	4-5/8 x 4-5/8	5



## PORTER CABLE

### Cut-Off Saws 14" Abrasive



Chop saw features quick-release material clamp. Cutting fence with miter adjustments up to 45-degrees. Spark deflector provides safety and a clear line of sight while cutting.

Mfg. No.	Order No.	Blade Dia. In.
PCE700	PRTPC700	14

## Makita

### Angle Cutters 14"



Angle cutter with Super Joint System® technology. Powerful 15A motor. AC/DC with alternative power source. Built-in vacuum attachment port. Tool base adjusts to 5" cutting depth. Guide wheels on tool guard for smooth traveling. Zero-80° tool body adjustment.

Mfg. No.	Order No.	RPM	Blade Dia. In.	Arbor In.
4114X	MAK4114X	3500	14	1

## DEWALT

### Cut-Off Wheels Type 1 — General Purpose



For use with chop saws and stationary saws.

fg. No.	Order No.	Dia. In.	Thick. In.	Arbor In.	RPM
DW8001	DWTDW8001	14	7/64	1	4300

## NORTON

SAINT-GOBAIN

### Cut-Off Wheels Chop Saw — Gemini®



Reinforced aluminum oxide abrasive cut-off wheels for 10" - 24" stationary saws. 1" hole diameter except as noted.

Mfg. No.	Order No.	Dim. In. Dia. x W	RPM
6253106101*	NTN06101	10 x 3/32	6110
6253207554	NTN07554	12 x 7/64	5095
6253306627	NTN06627	14 x 7/64	4365
6253306626	NTN06626	14 x 7/64	4365
6253306609	NTN06609	14 x 1/8	4365
6253410183	NTN10183	16 x 5/32	3820
9078609031	NTN09031	20 x 5/32	2710

\* 5/8" hole diameter.

### Cut-Off Wheels High-Speed



For gas-powered or electric saws.

Mfg. No.	Order No.	Dim.	RPM
<b>Concrete-Cutting</b>			
6252837839	NTN37839	12" x 1/8" x 20mm	6360
6252837842	NTN37842	14" x 1/8" x 1"	5400
<b>Metal-Cutting</b>			
6252837838	NTN37838	12" x 1/8" x 20mm	6360
6252837841	NTN37841	14" x 1/8" x 1"	5400



### Bench Box & Pan Brakes W/ Sectioned Fingers



With fingers installed bench box and pan brake can be used as a full-length nose bar. 16 sectioned fingers are easily removed. 5-fingers at 2", 6-fingers at 3", and 5-fingers at 4". 45° finger nose angle with a 1/32" radius.

Mfg. No.	Order No.	Bending Lgth. Cap. In.	Steel Cap. Ga.	Max. Beam Lift In.
MBPB48	GL0MBPB48	48	16	1-1/4



### Bench Box & Pan Brakes With Adjustable Fingers



Designed for fabricating complicated brackets, gussets, boxes, or fixtures, and increasing the strength of sheet metal plates with bends. Removable, adjustable fingers can be installed in a variety of positions to accommodate varying widths of metal.

Mfg. No.	Order No.	Bending Lgth Cap. In.	Steel Cap. Ga.	Brake Angle
M1011	WSKM1011	24	20	0°-135°

## DEWALT

### Slide Miter Saws 12" — Dual Bevel



Integrated XPS cross cut positioning system, oversized bevel scale, cam lock miter handle with detent override, dual horizontal steel rails with innovative clamping mechanism and linear ball bearing. Miters 60° to the right and 50° to the left. Back fence design cuts up to 2 x 16 lumber at 90° and 2 x 12 at 45°. Tall sliding fences support crown molding up to 7-1/2" nested and base molding up to 6-3/4" vertically. Includes carbide blade, blade wrench, dust bag, vertical material clamp and DWX723 miter stand.

Mfg. No.	Order No.	Amps	Volts	RPM
DWS780	DWTDWS780	15	115	3800





## Slide Miter Saws 10" — Dual Slide



Powerful 13A motor. Mitters 0 – 47° left and 0 – 60° right. Cuts up to 12" at 90° and 8-1/2" at 45°. Rear handle bevel lock is easily accessible and adjusts 0° – 45° (left and right) with positive stops at 0°, 45° (left and right). Soft start feature for smooth start-ups. Electric brake for maximum productivity. Includes extension wings for supporting long work pieces.

Mfg. No.	Order No.	Amps	RPM
LS1018	MAKLS1018	13	4300



## Dual Bevel Miter Saws 12" — Glide Style



Patented Axial-Glide™ System provides consistent precision over tool life. Features compact workspace, glide action unmatched smoothness of cut, expanded cutting capacity with 14" horizontal and 6-1/2" vertical. Upfront bevel controls, Square-lock™ Quick-Release fences, integrated expanding base extensions, large easy to read uniform bevel and stainless steel miter scales. Ergonomic ambidextrous trigger handle with soft grip.

Mfg. No.	Order No.	Amps	Volts	RPM
GCM12SD	BSHGCM12SD	15	115	3800



## Dual-Bevel Miter Saws 10" — Glide Style



The Axial-Glide™ System uses the articulated arm flush with the back of the saw for durable precision and up to 10 In. less workspace. 4,800 no load RPM with 12 In. horizontal cut capacity (nominal), 5-1/2 In. vertical cut capacity against the fence (base), and a 6 In. crown cut capacity against the fence (45° spring). Bevel lock lever and range selector located upfront for quick, easy settings without reaching around behind saw. Category best 90% dust collection - optimized for cutting 2x material with a vacuum

Mfg. No.	Order No.	Amps	Volts	RPM
CM10GD	BSHCM10GD	15	120	4,800

## Dual-Bevel Miter Saws 12" — Slide Style



Includes free stand (pictured below).



All-metal bevel lock lever located on bevel post for quick and easy bevel settings without reaching behind the saw. Two tall 4.75 inch sliding fences for easy bevel cut set-up. Large easy-to-read dual-bevel and miter scales for easy setting of accurate bevel and miter angles; 0-47° left and right. Click and clean system is easy adaptable to 35mm and Bosch click vacuum system.

Mfg. No.	Order No.	Amps	Volts	RPM
CM12SD	BSHCM12SD	15	120	4000



## Compound Miter Saws 10" — Laser CutLine™



Laser Cutline™ guide for accurate cuts, Quick-mount™ system for miter saw stand setup, table extension with left/right extension rails and horizontal clamping system. Nine left/right positive stops at 0, 15, 22.5, 31.6 and 45 degrees plus die-Cast aluminum Fence with ruler markings, left/right-handed lock-off switches and on-tool wrench storage. Includes carbide saw blade, extension table and rails, horizontal clamp, blade wrench and dust bag.

Mfg. No.	Order No.	Amps	RPM
3317-01	SKL3317-01	15	5000



## Compound Miter Saws 12" — Single-Bevel



Features cam lock miter handle with detent override and adjustable miter detent plate with 11 positive stops. Mitters 50° left and right. Vertical capacity: 5-1/4" to 6-1/2", Horizontal capacity: 6-1/2" to 8". 45° Bevel cut capacity 2" x 8". 90° Cross-cut capacity 4" x 6".

Mfg. No.	Order No.	Amps	RPM
DW715	DWTDW715	15	4000



## Miter Saw Workstations Universal



Lightweight design features quick change clamps and 12 ft. extension.

Mfg. No.	Order No.	Cap. Lbs.
DWX723	DWTDWX723	400



## Miter Saw Stands Folding Legs



Lightweight tubular steel frame with sturdy 1.5" Dia legs and dual crossbars, Universal mounting adaptors, Height-adjustable support extensions equipped with material cutting stops and rollers, Lever-actuated quick-release saw mounting system. Retracted length 47", Maximum load capacity: 330lbs., net weight: 36lbs.

Mfg. No.	Order No.	Overall Dim. In. L x W x H
MS3102	GIPMS3102	79 x 25 x 35



## Miter Saw Stands Wheeled — Gravity-Rise™



Collapsible design with single-step setup. Features built-in adjustable repetitive stops, expansion rails, 8" treaded pneumatic tires and adjustable leveling feet. Includes (2) rapid-release tool mounts. Measures 34-1/2" H x 27-3/4" W x 51-1/2" L.

Mfg. No.	Order No.	Wheel Dia. In.	Material Cap. Ft.
T4B	BSHT4B	8	16



## Molding Jigs




Crown molding tool with angle finder. Curved design matches any spring angle. Eliminates coping of joints. No compound cuts necessary. For use with miter saws.

Mfg. No.	Order No.	Desc.
KMA2800	KRG80173	Crown pro jig



## Panel Saws



Features electrically welded, square steel tubing frame, horizontal handle, retractable counterweight and removable blade guard. Carriage moves on graphite-impregnated nylon roller bearings. Crosscutting or ripping accuracy to within 1/32". Cutting capacity 1-3/4". Measures 70" H x 50" L. 15 amp. Includes blade, wrench and folding support.

Mfg. No.	Order No.	Blade Dia. In.	No Load RPM	Arbor In.
6480-20	MIL6480	8-1/4	5800	5/8



## TrackSaw™ Kits Heavy Duty



Delivers precise, straight, splinter-free cuts. Continuous anti-kickback mechanism and riving knife prevent kickback when engaged. Straight plunge mechanism for optimal ergonomics. On-track cut depth is 2-1/8" at 90° and 1-5/8" at 45°. Bevel capacity of 47°. Includes: 6-1/2", 48-tooth, ultra fine finishing blade, blade wrench, 59" track, and kit box.

Mfg. No.	Order No.	Amps	RPM	Blade Dia. In.
DWS520SK	DWTDWS520S	12	1750 - 4000	6-1/2

## Accessories

### Woodworking Blades

Precision ground woodworking blade specially designed for TrackSaw™ System. Flex Resistant Laser Cut Plate for extreme accuracy, ultra sharp woodworking grade carbide for a superb finish. Large carbide tips allow multiple re-sharpening.

Mfg. No.	Order No.	Blade Dim. In.	TPI	Arbor Dim. mm
DW5258	DWTDW5258	6-1/2	48	20





## SKIL

### Circular Saws 7-1/4" Lightweight Worm Drive



Features all magnesium housing, a 15 AMP Dual-Field™ motor for cooling, and has a durable die-cast magnesium foot to endure jobsite abuse. Max cut depth at 45° is 1-15/16", at 90° 2-3/8". Comes with a Diablo 24 tooth carbide tipped blade.

Mfg. No.	Order No.	RPM.	Arbor	Blade Dia. In.
SPT77WML-22	SKL77WML22	5,300	Diamond	7-1/4

### Circular Saws 7-1/4" Sidewinder



7-1/4 In. all magnesium saw - magnesium motor housing stabilizes drive train. Motor is especially designed for saws by providing increased cooling to extend tool life. 7-1/4 In. 24 tooth Diablo carbide blade provides the optimal out-of-the-box experience. Dust blower clears the line of cut for increased accuracy. Accessible brushes. Handle with true grip

Mfg. No.	Order No.	Blade Dia. In.	RPM
SPT67WM-22	SKL67WM22	7-1/4	5,300

### Circular Saws 7-1/4" Worm Drive



Features all aluminum housing, a 15 AMP Dual-Field motor for cooling, and has 51° bevel allowing for a wide variety of cuts. Max cut depth at 45° is 1-15/16, and at 90° is 2-3/8. Comes with a Diablo 24 tooth carbide tipped blade.

Mfg. No.	Order No.	RPM	Arbor	Blade Dia. In.
SPT77W-22	SKL77W22	5,300	Diamond	7-1/4

## SKIL

### Circular Saws 10-1/4" Worm Drive



Features all magnesium housing, a 15 AMP Dual-Field motor for cooling, and has 51 degree bevel allowing for a wide variety of cuts. Max cut depth at 90° is 3-11/16". Comes with a Diablo 40 tooth carbide tipped blade.

Mfg. No.	Order No.	AMP	Arbor	Blade Dia. In.
SPT70WM-22	SKL70WM22	15	Diamond	10-1/4

### Circular Saws 8-1/4" Aluminum-Worm Drive



High torque 15 Amp Dual-Field(TM) motor designed specifically for relentless power, 60-degrees bevel allows users to complete a wider variety of cuts with bevel stops at 0-degrees and 45-degrees. The anti-sag lower guard provides smooth operation for small cut-off pieces. Precision-machined, durable worm drive gears for longer tool life.

Mfg. No.	Order No.	Desc.
SPT78W-01	SKL78W01	8-1/4

## PORTER CABLE

### Circular Saws 7-1/4"



Heavy-Duty 15 Amp motor. Lightweight. 45 Degree bevel capacity. Stamped steel shoe with optimum line of sight. Spindle lock. Kerf cut indicator.

Mfg. No.	Order No.	Amps	RPM
PC15TCS	PRTPC15TCS	15	5,600

## PORTER CABLE

### Circular Saws 7-1/4"



Heavy-Duty 15 Amp motor. Lightweight. 45 Degree bevel capacity. Stamped steel shoe with optimum line of sight. Spindle lock. Kerf cut indicator.

Mfg. No.	Order No.	Amps	RPM
PC15TCS	PRTPC15TCS	15	5,600

## ROCKWELL

### Circular Saws 4-1/4" Trim Saw



Small, compact size, portable, slim-Line grip, Maximum blade clearance, easy-set depth gauge lever, left-handed blade design for great cut-line visibility. Built-in dust port & adapter allows you to connect your vacuum. Includes one 24-tooth blade, one vacuum adapter.

Mfg. No.	Order No.	Max Cut In.	Blade Dim. In.
RK3441K	RKWRK3441K	1-11/16"	4-1/2

### Circular Saws 3-3/8" — Versacut™



Powerful mini-circular saw. Pivoting metal guard for safe and easy plunge cuts. Laserguide™ indicates cutting path. Versatile operation with precision depth control. Includes 3 different blades for wood, metal, and tile.

Mfg. No.	Order No.	Max Cut In.	RPM
RK3440K	RKWRK3440K	1-1/16	3,500



## Circular Saws 10-1/4"



Features nylon motor housing, 9-ft. flexible cord, external brushes, steel gearing, and smooth height and angle adjustment. Heavy duty shoe resists bending in extreme cutting. 120V, 15A. 45° bevel capacity. Depth of cut 15-1/16" to 3-13/16" at 90°; 5/8" to 2-3/4" at 45°. Includes wrench, rip fence, combination/rip saw blade, auxiliary handle and steel case.

Mfg. No.	Order No.	RPM	Arbor In.	Blade Dia. In.
6470-21	MIL6470-21	5200	5/8	10-1/4

## Circular Saws 8" — Metal Cutting



Magnesium blade shield with quick release, chip-tank for collecting waste, tactile-grip front and rear handles, overload protection switch, stainless steel shoe, 5/8" arbor and sight-line and blade point of entry indicators. 120V AC, 13A. Includes 8" blade, hex blade wrench, and 15 ft. rubber cord.

Mfg. No.	Order No.	Blade Dia. In.	Depth of Cut at 90° In.	RPM
6370-20	MIL6370-20	8	2-9/16	3700



## Circular Saws 7-1/4" — Metal Cutting



7-1/4" Slugger Metal Saw is a high performance, durable solution for metal cutting. The 7-1/4" Slugger Metal Saw leaves a workable edge when cutting steel plate, square tube, angle, pipe and tube. Specially-designed cover to collect all chips and sparks. Includes an integrated laser guide as well

Mfg. No.	Order No.	Blade Dia. In.	RPM
69908120000	FIN10240	7-1/4	3,800



## Circular Saws 8" Outlaw Worm Drive



All-metal cage design, die-cast aluminum table top, lightweight, easy to setup and mobility. Smart Guard System. Anti-kickback device. Includes: 10" Diablo carbide blade, miter gauge, self-aligning fence blade, inset plate, push stick, and blade wrench

Mfg. No.	Order No.	RPM	Arbor In.
SPT78MMC-22	SKL78MMC22	4,400	5/8



## Circular Saws Large-Capacity



Quiet 87 dB operation with electric brake. Capacity 6-1/4" at 90°, 4-3/16" at 45°; for beam & timber cutting. Runs 115V, 15A, 1800W. Overall length 24-1/4". Carbide-tipped blade, hex wrench #6 and rip fence.

Mfg. No.	Order No.	RPM	Blade Dia. In.	Arbor In.
5402NA	MAK5402NA	2200	16-15/16	1



## Circular Saw Blades 3-3/8" — Versacut™ 3-Pack



Blades for the VersaCut circular saw. Cut tile to backerboard to wood to composite. This 3-pack contains 1- #60 grit diamond blade; 1- 44T HSS blade; and 1- 24T Carbide blade.

Mfg. No.	Order No.	Dia. In.
RW9232K	RKWRW9232K	3-3/8

## Circular Saw Blades 3-3/8" — Versacut™



Blade for RKWRK3440K circular saw for cutting aluminum, wood, plastic, and drywall.

Mfg. No.	Order No.	Dia. In.	No. Teeth	Arbor In.	Kerf In.
RW9229	RKWRW9229	3-3/8	44	19/32	.047

## Circular Saw Blades 3-3/8" — Versacut™



Blade for RKWRK3440K circular saw for cutting cement, ceramic tile, stone tile, and backerboard.

Mfg. No.	Order No.	Dia. In.	No. Teeth	Arbor In.	Kerf In.
RW9228	RKWRW9228	3-3/8	60	19/32	.047

## Circular Saw Blades 3-3/8" — Versacut™



Blade for RKWRK3440K circular saw. Use to cut wood, plastic, aluminum, and composites.

Mfg. No.	Order No.	Dia. In.	No. Teeth	Arbor In.	Kerf In.
RW9231	RKWRW9231	3-3/8	24	19/32	.047



## Saw Blades Ferrous Metal Cutting



M-ATB tooth grind with 0° hook angle. 1800 maximum RPM.

Mfg. No.	Order No.	Dia. In.	No. Teeth	Arbor In.	Kerf In.
DW7747	DWTDW7747	14	70	1	.087
DW7745	DWTDW7745	14	90	1	.087



## Saw Blades Carbide-Tipped



For use with Makita cordless saws. 15mm arbor. ATB grind, 24° hook. .028" thickness. For fast, smooth rip, crosscuts and miters.

Mfg. No.	Order No.	Dia. In.	No. Teeth
721005-A	MAK721005A	3-3/8	24



## Saw Blade Wood



Ultra-thin kerf for fast cutting in metal. Anti-stick rim reduces gum-up and friction. 5-3/8" diameter.

Mfg. No.	Order No.	No. Teeth	Arbor Size	Application
DW9054	DWTDW9054	24	10mm	Smooth woodcutting



## Saw Blades Metal Cut



DWTDW3330



DWTDW3329

7-1/4" diameter. 5/8" arbor.

Mfg. No.	Order No.	No. Teeth	Desc.
DW3330	DWTDW3330	44	Iron/Steel
DW3329	DWTDW3329	68	Steel/non-ferrous steel

## Metal Cut Saw Blades



For use with cordless saws. Cuts aluminum/non-ferrous metals. 3° hook angle.

Mfg. No.	Order No.	Dia. In.	Kerf In.	TPI	Arbor
DW9052	DWTDW9052	5-3/8	.059	30	10mm



## Flooring Saw Blades



Features high-grade carbide teeth, formed in a triple chip grind pattern, for fast, smooth cuts in wood and laminate flooring. Genuine replacement blade for 3600 flooring saw.

Mfg. No.	Order No.	Dia. In.	No. Teeth
75536	SKL75536	4-3/8	36



## Framing Saw Blades Carbide Tipped



Impact resistant anti-kickback design reinforces carbide tip in use. Teeth are face ground/sharpened to reduce cutting force. Proprietary carbide results in longer life.

Mfg. No.	Order No.	Dia. In.	No. Teeth
DW3599B10	DWTDW3599	7-1/4	24

## Framing Saw Blades Carbide Tipped



Features 18° hook angle.

Mfg. No.	Order No.	Dia. In.	No. Teeth	Arbor In.	Kerf In.
DW3578 B10	DWTDW3578	7-1/4	24	5/8	.071





## Construction Saw Blades Wood — Large Diameter



2-Blade combo packs. .095" kerf.

**No. DW3106P5.** 60 TPI fine finish and 32 TPI general purpose blades.

**No. DW3128P5.** 80 TPI fine crosscut and 32 TPI general purpose blades.

Mfg. No.	Order No.	Dia. In.	Arbor In.
DW3106P5	DWTDW3106	10	5/8
DW3128P5	DWTDW3128	12	1



## Saw Blades Wood — Carbide



For fast and smooth cuts. Clear anti-stick coating resists heat, friction and binding.

**SKL75620:** Thin kerf.

Mfg. No.	Order No.	Dia. In.	No. Teeth
75518	SKL75518	5-1/2	18



## Saw Blades Ferrous Metal Cutting



Titanium carbide tipped. Resists material build-up on teeth. Fewer burrs mean no secondary grinding and reduce material burning. Modified triple chip grind for added durability. For use with materials such as structurals, thick

walled pipe, threaded rod, channel steel, plate, and solid steel.

Mfg. No.	Order No.	Dia. In.	Teeth Qty.	Arbor In.	RPM
21886	LEN21886	10	52	5/8	5200



## Saw Blades Aluminum Cut



Cuts aluminum, copper and brass. Hardened, tensioned steel construction with carbide teeth for long life and fast cutting. Laser cut, resin filled expansion slots dampen sound and vibration.

Mfg. No.	Order No.	Dia. In.	Arbor In.	No. Teeth	RPM
48-40-4540	MIL40-4540	8	5/8	60	5000

## Saw Blades Ferrous Metal — Endurance®



Faster cutting and extra long life for contractors. Carbide teeth made of C3 grade micro ground carbide keeps edge sharper for longer. A hardened alloy steel body ensures straight, accurate cuts. Specially engineered heat vents and expansion slots prevent blade distortion.

Mfg. No.	Order No.	Dia. In.	Arbor In.	No. Teeth	Kerf In.
48-40-4016	MIL40-4016	6-7/8	20	36	.065
48-40-4515	MIL40-4515	8	42	5/8	.073

## Saw Blades Wood — Endurance®



Faster cutting and extra long life for contractors. Carbide teeth made of C3 grade micro ground carbide keeps edge sharper for longer. A hardened alloy steel body ensures straight, accurate cuts. Specially engineered heat vents and expansion slots prevent blade distortion.

Mfg. No.	Order No.	Dia. In.	Arbor In.	No. Teeth
48-40-4170	MIL40-4170	10-1/4	5/8	28



## Saw Blades Ferrous Metals



Steel Demon® blades cut through ferrous metals quickly with clean, burr free cuts. Triple Chip Grind (TCG) teeth are resistant to high impact. Ideal for cutting steel studs, steel sheet, steel pipe and other mild steel sections.

Mfg. No.	Order No.	Dia. In.	No. Teeth	Arbor	Kerf In.
<b>Panasonic® &amp; similar saws</b>					
D0530FM	FRD06955	5-3/8	30	20mm	.059
<b>Evolution®, Jancy®, Morse® &amp; similar saws</b>					
D0738FM	FRD06953	7	38	20mm	.102
<b>Circular Saws</b>					
D0648F	FRD05787	6-1/2	48	5/8"	.071
D0748F	FRD02046	7-1/4	48	5/8"	.102
D0770F	FRD06930	7-1/4	70	5/8"	.071
D0748FM	FRD06952	7	48	20mm	.102
D1260CF	FRD13072	12	60	1"	.95
D1472CF	FRD13062	14	72	1"	.95

## Saw Blades Ferrous Metal



Use in low RPM metal cutting saws. For specialty cutting of 1/8" width steel studs, angle iron, EMT conduit, and all-thread metal materials. Specially designed with a triple chip design for long cutting life in metals, superior hardness, higher heat resistance and 3X longer cutting life.

Mfg. No.	Order No.	Dia. In.
D0842CF	FRD12844	8



## freud

### Saw Blades Non-Ferrous Metals/Plastics



Triple Chip Grind (TCG) teeth for long life and clean, burr free finish. Anti-vibration design and precision-tensioned steel plate allow for smoother and quieter cutting. Ideal for copper pipe, aluminum extrusions, brass plate and plastics.

Mfg. No.	Order No.	Dia. In.	No. Teeth	Arbor In.	Kerf In.
<b>Circular Saws</b>					
D0756N	FRD02045	7-1/4	56	5/8	.106
<b>Miter/Slide Miter Saws</b>					
D1296N	FRD02054	12	96	1	.091
D1080N	FRD02053	10	80	5/8	.094

### Saw Blades Laminates/Laminate Flooring



Triple Chip Grind (TCG) teeth design to cut laminate flooring and double-sided laminates and malamines. Blades feature a TiCo™ carbide blend suited to harsh service. **Note:** Laminate flooring should only be cut with a sliding miter saw or table saw never with "chop" style saw.

Mfg. No.	Order No.	Dia. In.	No. Teeth	Arbor In.	Kerf In.
D1084L	FRD07976	10	84	5/8	.098
D1296L	FRD05434	12	96	1	.098

## freud

### Saw Blades Non-Ferrous Metals



Triple Chip Grind (TCG) teeth, thick carbide tips with laser cut body and anti-vibration slots. Silver ICE™ coating. Custom design gullets to minimize chip build-up. Cut aluminum, copper, and other thick non-ferrous materials. **Note:** Freud recommends use of a liquid lubricant when cutting. Do not use wax sticks.

Mfg. No.	Order No.	Dia. In.	No. Teeth	Arbor In.	Kerf In.
LU89M010	FRD30100	10	72	5/8	.122
LU89M012	FRD30101	12	86	1	.122
LU89M016	FRD30138	16	114	1	.142

### Saw Blades Ripping



For heavy duty ripping in 3/4" – 2-3/4" thick hard or soft wood. Laser cut body with anti-vibration slots and thick carbide tips. Perma-Shield® coating reduces friction and heat buildup.

Mfg. No.	Order No.	Dia. In.	No. Teeth	Arbor In.	Kerf In.
LU87R010	FRD30167	10	24	5/8	.094

### Saw Blades Ripping



Thin kerf design requires less cutting power from user and saw. Unique design and extra-tough steel plate and proprietary carbide tips deliver long life. For cutting rough framing lumber, high quality finish lumber, plywood, OSB and harboard siding. Use with table saws.

Mfg. No.	Order No.	Dia. In.	No. Teeth	Arbor In.	Kerf In.
D1024X	FRD02047	10	24	5/8	.098

## freud

### Saw Blades Framing/Demolition



Demo Demon designed for impact resistance with new Lock-Tooth™ design and special Dura-Blend™ TiCo™ carbide. Advanced Pyramid Tooth Geometry™, three-tooth grind sequence, provides cut tracking control. Diamond knockout arbor. For use with circular saws.

Mfg. No.	Order No.	Dia. In.	No. Teeth	Arbor In.	Kerf In.
D0724DA	FRD08734	7-1/4	24	5/8	.059

### Saw Blades Framing/Demolition



High-performance framing saw blade, super-thin laser cut kerf. Carbide-tipped wood blade works on wet lumber. Blade Use: Framing wood or wood composites. Blade Diameter 6-1/2".

Mfg. No.	Order No.	Blade Size
D0624X	FRD02088	6-1/2"x24TX5/8"
D0641X	FRD08714	6-1/2"x40TX5/8"

### Saw Blades Framing



For cutting rough framing lumber, high quality finish lumber, plywood, OSB and hardboard siding. Thin kerf design for better control over the cut.

Mfg. No.	Order No.	Dia. In.	No. Teeth	Arbor In.	Kerf In.
D0620X	FRD02086	6	20	1/2	.049

Porter-Cable® Saw Boss

## freud®

### Saw Blades Framing



For jobs that call for ripping or crosscutting framing lumber. Appropriate application materials include plywood, OSB, hardboard siding, and both rough and finish lumber. The thin kerf design provides more control over the cut.

Mfg. No.	Order No.	Dia. In.
D0724A	FRD01909	7-1/4

### Saw Blades Trim/Finishing



Use with portable saw for ripping and crosscutting. Delivers a smoother edge than framing blades. Ideal for smooth finish crosscuts in hardwood, softwood or plywood.

Mfg. No.	Order No.	Dia. In.	No. Teeth	Arbor In.	Kerf In.
<b>Trim Saws</b>					
D0436X	FRD02082	4-3/8	36	20mm	.049
<b>Port-Cable Saw Boss®</b>					
D0640X	FRD02089	6	40	1/2"	.049

### Saw Blades Finish



Super thin laser cut kerf gives extremely fast, durable, and clean cuts. Laser-cut stabilizer vents trap noise and vibration keeping the blade cool and reducing blade warp.

Mfg. No.	Order No.	Arbor Size In.
D0740X	FRD02058	5/8

## freud®

### Saw Blades Fine Finish



For crosscutting oak, pine, plywood, moulding and melamine using portable or low-powered saws. Alternate Top Bevel (ATB) tooth design for superior quality finish.

Mfg. No.	Order No.	Dia. In.	No. Teeth	Arbor In.	Kerf In.
<b>Miter/Slide Miter Saws</b>					
D0860S	FRD02043	8-1/2	60	5/8	.087
D1280X	FRD03027	12	80	1	.118
<b>Miter Saws &amp; Table Saws</b>					
D1060X	FRD02048	10	60	5/8	.098

### Saw Blades Ultra Finish



Special cutting geometry and high tooth count produce extremely smooth cuts while minimizing "grabbing" or blowout. For flawless finish in melamine and veneered plywood. Use with miter/slide miter saws and table saws.

Mfg. No.	Order No.	Dia. In.	No. Teeth	Arbor In.	Kerf In.
D1080X	FRD02049	10	80	5/8	.098

### Saw Blades Crosscutting



Features laser cut body with anti-vibration slots, thick carbide tips and Perma-SHIELD® coating. For intricate cuts in fine moldings and hard and soft wood. Provides glass smooth finish with underpowered saws.

Mfg. No.	Order No.	Dia. In.	No. Teeth	Arbor In.	Kerf In.
LU74R012	FRD03794	12	96	1	.091

## freud®

### Saw Blades Composite Decking



Modified triple tooth grind design. Ideal for cutting composite decking, cellular PVC, Perma-Shield, non-stick coating, TiCo hi-density carbide.

Mfg. No.	Order No.	Dia. In.	No. Teeth	Arbor In.	Kerf In.
D0744CD	FRD09881	7-1/4	44	5/8	.094

### Saw Blades Trex® — Circular



Durable blade designed for cutting composite decking materials. Modified triple tooth design for maximum performance and high quality finish. Features Perma-shield, non stick coating.

Mfg. No.	Order No.	No. Teeth	Dia. In.
D1284CD	FRD09879	84	12
D1072CD	FRD09880	72	10

### Saw Blades Fiber Cement



HardieBlade™ only approved PCD (PolyCrystalline Diamond) tipped fiber cement blade generating 50% less dust. TCG (Triple Chip Grind) teeth. Use for heavy duty applications.

Mfg. No.	Order No.	Dia. In.	No. Teeth	Arbor In.	Kerf In.
<b>Circular Saws</b>					
D0704DH	FRD06782	7-1/4	4*	5/8	.071
<b>Miter Saws/Table Saws</b>					
D1006DH	FRD07764	10	6*	5/8	.087

\*PCD tipped.



## freud

### Saw Blades Combination



Groups of five teeth by four Alternate Top Bevel (ATB) teeth for crosscutting and large gullet for chip removal. Laser cut anti-vibration slots and PermaSHIELD® coating. Cut hardwoods, chip board, plywood and laminates.

Mfg. No.	Order No.	Dia. In.	No. Teeth	Arbor In.	Kerf In.
LU84R011	FRD30155	10	50	5/8	.126

### Saw Blades General Purpose



Leaves smooth cut in variety of applications. Use for rip cuts and crosscuts in solid wood or plywood. Ideal for cutting oak, pine, plywood, pressure treated lumber and beams.

Mfg. No.	Order No.	Dia. In.	No. Teeth	Arbor In.	Kerf In.
<b>Miter Saws &amp; Table Saws</b>					
D1040X	FRD02094	10	40	5/8	.098
<b>Miter/Slide Miter Saws</b>					
D1244X	FRD02050	12	44	1	.098
<b>Beam Saws</b>					
D1632X	FRD03528	16-5/16	32	1	.114
D1040W	FRD03530	10-1/4	40	5/8	.063

### Saw Blades Combination



Five teeth separated by large gullet for chip removal while ripping. Close grouped teeth within set for smaller bite size when cross cutting. Rip and cross-cut wood and wood composites. Use with miter saws and

table saws.

Mfg. No.	Order No.	Dia. In.	No. Teeth	Arbor In.	Kerf In.
D1050X	FRD02059	10	50	5/8	.098

## freud

### Dado Sets Woodworking



Cut slots, grooves, dados and rabbets in soft and hard wood. Use with table saws and radial arms. Square tooth and gullet design. Includes 1/8", 3/32" and 1/16" chippers and carrying case.

Mfg. No.	Order No.	Dia. In.	No. Teeth	Arbor In.
SD508	FRD33045	8	24	5/8

### Dado Sets Woodworking



Cut slots, grooves, dados and rabbets in soft and hard wood. Use with table saws and radial arms. Negative hook angle for flat bottom grooves and splinter-free cuts. Includes 1/8" and 1/16" chippers and case.

Mfg. No.	Order No.	Dia. In.	No. Teeth	Arbor In.
SD208	FRD33062	8	12	5/8

## DEWALT

### Dado Sets Woodworking



Heavy gauge, laser cut plates provide true, accurate cuts. Micro-grain carbide teeth deliver clean cuts and reduce splintering. 4 tooth chippers give smooth, flat bottom cuts. Stainless steel shims allow for ultra-fine width adjustments. Heavy duty storage case protects blades against chipped teeth and damage.

Mfg. No.	Order No.	Desc.
DW7670	DWTDW7670	Set

## Makita

### Metal Cut Saw Blades Carbide Tipped



General purpose metal cut blade. Hardened, tensioned steel saw plate to reduce blade run-out. Carbide tipped triple chip grind design. Anti-vibration laser cut slots to reduce vibration and increase smooth cutting. (Fits BCS550).

Mfg. No.	Order No.	Dia. In.	Arbor In.	No. Teeth.
A-95037	MAKA95037	5-3/8	5/8	30
A-94524	MAKA94524	5-3/8	5/8	50



## BOSCH Saw Blades Wood — Carbide — Daredevil™



General purpose cross cutting and framing applications. Body slots reduce heat. Triple-Sharp Bosch® C4 micrograin carbide teeth provide smooth cuts. Speed Coat™ finish allows for less friction and pitch buildup for fast cutting in treated or wet lumber.

Mfg. No.	Order No.	Dia. In.	No. Teeth	Arbor In.	Kerf In.
DCB1244	BSHDCB1244	12	44	1	.098
DCB1024	BSHDCB1024	10	24	5/8	.098

## Saw Blades Wood — Daredevil™



Premium C3 carbide triple sharp teeth. Thin kerf with extra-hard plate for less waste and increased accuracy. Speed Coat™ finish reduces friction and heat.

Mfg. No.	Order No.	Dia. In.	Arbor In.	No. Teeth
DCB618	BSHDCB618	6-1/2	5/8	18
DCB724	BSHDCB724	7-1/4	5/8	24



## Saw Blades Plywood



Heavy gauge high carbon steel construction. Hardened plate with precision ground teeth. For cutting plywood, OSB, veneer and plastic. 5/8" arbor with diamond knockout.

Mfg. No.	Order No.	Dia. In.	No. Teeth	Arbor In.	Kerf In.
11440	HAS11440	7-1/4	150	5/8	.059



## Saw Blades Plywood/Laminate



Cuts plywood and laminate. Tungsten carbide tipped teeth. Steel tips for a long lasting cut. Delivers smooth rapid cuts.

Mfg. No.	Order No.	Dia. In.	Arbor In.	No. Teeth
725216	HTN725216	7-1/4	5/8	140



## Saw Blades Miter/Table — Marathon®



Features thin kerf, hardened plate, reinforced shoulder and ATB carbide teeth. Vents reduce heat buildup and warping. Carded.

Mfg. No.	Order No.	Dia. In.	No. Teeth	Hook Angle Deg.	Arbor Size
General Purpose					
140502R	HAS14050	8-1/2	24	20	5/8"
14070	HAS14070	10	40	20	5/8"
Trim/Finishing					
14074	HAS14074	10	60	15	5/8"
14076	HAS14076	10	80	10	5/8"
Framing/Ripping					
14233	HAS14233	10	24	20	5/8"

## Saw Blades Wood — Carbide — Marathon®



For framing and ripping applications. Features thin kerf (.063"), hardened, precision-tensioned plate with reinforced shoulder for durability. Micrograin carbide ATB teeth are diamond ground for faster, cleaner cutting.

Mfg. No.	Order No.	Dia. In.	No. Teeth
14029	HAS14029	6-1/2	24
14023	HAS14023	6-1/2	40
14030	HAS14030	7	24
24030	HAS24030	7-1/4	24



## Industrial Tools

## Saw Blades Wood — Classic Series



Features precision ground teeth with 18° hook angle. 5/8" arbor. 2.7mm kerf. Corrosion-resistant coating.

Mfg. No.	Order No.	Dia. In.	No. Teeth
25130/95505PL2	HAS25130	7-1/4	24



## Rip Guides Rip-Cut™



Connects to most circular saws — right or left blade. Reversible guide arm for right- or left-handed use, cut materials up to 24" wide and can rip sheets of plywood in half in just one cut. 100% guide-support through the entire cut, quick and accurate adjustments — no tools required. Lightweight, sturdy design for use on the jobsite.

Mfg. No.	Order No.	Desc.
KMA2675	KRG80267	Rip Cut Guide



## Rip Fences Adjustable



For use with Skil circular saws. Eliminates repeated measuring on rip work.

Mfg. No.	Order No.	For Use With Model No.
13896	SKL13896	5825, 367 (types 1, 4 & up), 5860, 5865, 825 (types 5, 6, 7, 10 & up), HD77, HD5825, HD5860, HD77M-72, HD-77-72 HD77M






## Brush and Cap Sets Replacement



Replace brush and caps for Skil wormdrive models SHD77 and SHD77M.

Mfg. No.	Order No.	Desc.
95111	SKL95111	Brush and Cap replacements

## Replacement Switch



Heavy duty replacement switch for Skil wormdrive models SHD77 and SHD77M.

Mfg. No.	Order No.	Desc.
95105	SKL95105	Trigger switch replacement

## Circular Saw Oils Worm Drive



Specially formulated oil for Skil worm drive saw models 77, 5825, 5860, 5865, HD77, HD77-72, HD77M, HD5825 and HD5860.

Mfg. No.	Order No.	Size Oz.
80111	SKL80111	8

## Replacement Cords




Replaces a worn Skil circular saw cord. Heavy duty with a 2-pronged plug. 15 amps and 120V capacity.

Mfg. No.	Order No.	Lgth. Ft.
95104	SKL95104	8



## Saw Hangers



Attaches power saws to 2 x 4 lumber. For use with Skil, Black & Decker, Craftsman saws and Hitachi NR83 nailguns.

Mfg. No.	Order No.	Desc.
21087	THU21087	Saw hanger



## Circular Saw Attachments Beam Cutter



Allows cuts which chainsaws and circular saws alone cannot accomplish, including: rafter pitch cuts, miters, stairs, log cuts, arches, compound angles, bandsaw cuts, ripping, panels, notched 6x12, splices and more. Vertical blade orientation allows smooth, square cuts and angles up to 45°.

### Beam Cutters

Mfg. No.	Order No.	Fits
PR-7000	PZIPR7000	All 7-1/4" and 8-1/4" worm drive saws

### Accessories

Mfg. No.	Order No.	Desc.
P-7020	PZIP7020	Standard replacement chain



## Cord Sets Quik-Lok®



MIL76-5010 MIL76-4008

Insulated cord constructed of high flex wire. Detaches from tool for easy storage.

Mfg. No.	Order No.	Lgth. Ft.	No. Wires	NEMA Plug Type
48-76-5010	MIL76-5010	10	2	1-15P
48-76-4008	MIL76-4008	8	3	5-15P

## Reciprocating Saw Kits Sawzall®



3/4" gear protecting clutch extends gear and motor life by absorbing high impact forces caused by blade lock-ups. Counter weighted mechanism provides reduced vibration. QUIK-LOK™ blade clamp provides fast tool-free blade changes. Includes: Sawzall® saw blade and carrying case.

Mfg. No.	Order No.	Amps	SPM	Stroke Lgth. In.
6509-31	MIL6509-31	12	0 - 3000	3/4

## Reciprocating Saws Super Sawzall™



Overload protection prevents motor burn up. Features patented gear protecting clutch and counter balanced mechanism, variable speed trigger and dial speed control and Quik-Lok™ blade clamp system. 18-3/4" tool length.

Mfg. No.	Order No.	Amps	SPM	Stroke Lgth. In.
6538-21	MIL6538-21	15	0 - 2800	1-1/4





## Reciprocating Saws Electric — Variable Speed



Powerful 12.0 Amp motor designed for heavy-duty applications, 4-position blade clamp allows for flush cutting and increased versatility. Keyless lever-action blade clamp for quick and easy blade changes. 0-2,900 strokes per minute and 1-1/8" stroke length deliver fast cutting. Variable speed trigger allows user to instantly control speed at the trigger

Mfg. No.	Order No.	Amps	SPM	Stroke Lgth. In.
DWE305	DWTDWE305	12	0-2900	1-1/8



## Reciprocating Saws Variable Speed



Heavy duty motor allows fast cutting in a variety of applications. Features twist lock tool-free blade change, variable speed trigger, pivoting shoe and tool shoe adjustment allows depth adjustment. Includes wood cutting blade.

Mfg. No.	Order No.	Amps	RPM	Stroke Lgth. In.
PC75TRS	PRTPC75TRS	7.5	0-3200	1-1/8



## Reciprocating Saw Blade Kits Sawzall® — 12-Pc.



12 piece Sawzall® blade set features an assortment of the most popular demolition blades for a broad range of professional applications. Milwaukee® demolition blades are thicker for maximum durability and taller for straighter cuts. The set features The Ax™ for cutting nail embedded wood, The Wrecker™ for general purpose demolition cutting, and The Torch® for metal cutting. Set includes: 2 each of blades 5021, 5026, 5701, 5787 and 4 each of blades 5782 plus canvas pouch.

Mfg. No.	Order No.	Desc.
49-22-1129	MIL22-1129	Ultimate Demolition Blade Kit



## Reciprocating Saw Blade Kits Sawzall™ — 5 PC



Blades are thicker and features an assortment of our most popular demolition blades for a broad range of professional applications. Demolition blades are thicker.

Mfg. No.	Order No.	Qty
49-22-1105	MIL22-1105	5PC

## Reciprocating Saw Blade Sets M12 Hackzall™ — 10-pc.



Features thin kerf design, short blade length and bi-metal construction. Use with M12 Hackzall™. Includes: Two wood blades, three EMT blades, two duct blades, three PVC blades and storage pouch.

Mfg. No.	Order No.	Desc.
49-22-0220	MIL22-0220	10-Pc. M12 Hackzall™ blades



## Reciprocating Saw Blades Nail Embedded Wood



Variable Tooth Design provides faster cuts with less vibration in nail-embedded wood. High performance carbide for great durability and cutting performance. Enhanced carbide tip to blade connection provides impact resistance. Unique plunge tip design enables fast plunging and a 1 in. over-sized blade body for straight cuts and less vibration

Mfg. No.	Order No.	Blade Lgth. In.	Blades per pack	TPI
DS0606CWS	FRD09552	6	1	6/9
DS0906CWS	FRD09553	9	1	6/9
DS1206CWS	FRD09554	12	1	6/9
DS0906CWS3	FRD12933	9	3	6/9



## Reciprocating Saw Blades Thick Metal



Specially formulated carbide for increased hardness for longer cutting life. Solid carbide creates a full barrier to heat resistance for maximum durability.

Mfg. No.	Order No.	Blade Lgth. In.	Blades per pack	TPI
DS0620CF	FRD12935	6	1	20
DS0820CF	FRD13289	8	1	20

### Thin Metal



Specially formulated carbide for increased hardness for longer cutting life. Solid carbide creates a full barrier to heat resistance for maximum durability.

Mfg. No.	Order No.	Blade Lgth. In.	Blades per pack	TPI
DS0620CF	FRD12885	6	1	20
DS0820CF	FRD13097	8	1	20



## Reciprocating Saw Blades Sawzall™ — The Ax



Demolition blade with bi-metal construction; high-speed steel teeth laser-welded to spring steel backing. 1/2" universal tang.

Mfg. No.	Order No.	TPI	Dim. In. L x W x T	Pkg. Qty.
48-00-5021	MIL00-5021	5/8	6 x 1.0 x .062	5
48-00-5026	MIL00-5026	5/8	9 x 1.0 x .062	5
48-00-8026	MIL00-8026	5/8	9 x 1.0 x .062	25
48-00-5027	MIL00-5027	5/8	12 x 1.0 x .062	5
48-00-8027	MIL00-8027	5/8	12 x 1.0 x .062	25

## Reciprocating Saw Blades Sawzall™ — The Torch



Metal cutting blade with bi-metal construction; high-speed steel teeth laser-welded to spring steel backing. 1/2" universal tang.

Mfg. No.	Order No.	TPI	Dim. In. L x W x T	Pkg. Qty.
48-00-5782	MIL00-5782	14	6 x 1.0 x .042	5
48-00-5787	MIL00-5787	14	9 x 1.0 x .042	5
48-00-5784	MIL00-5784	18	6 x 1.0 x .042	5
48-00-8784	MIL00-8784	18	6 x 1.0 x .042	25
48-00-5788	MIL00-5788	18	9 x 1.0 x .042	5
48-00-8788	MIL00-8788	18	9 x 1.0 x .042	25
48-00-5789	MIL00-5789	18	12 x 1.0 x .042	5
48-00-8789	MIL00-8789	18	12 x 1.0 x .042	25





## Reciprocating Saw Blades Sawzall™ – The Wrecker



Plunge cutting blade with bi-metal construction; high-speed steel teeth laser-welded to spring steel backing. 1/2" universal tang.

Mfg. No.	Order No.	TPI	Dim. In. L x W x T	Pkg. Qty.
48-00-5701	MIL00-5701	8	6 x 1.0 x .062	5
48-00-5706	MIL00-5706	8	9 x 1.0 x .062	5

## Reciprocating Saw Blades Sawzall™ – Woodcutting



use to cut wood and nail embedded wood. Bi-metal construction; high-speed steel teeth laser-welded to spring steel backing. 1/2" universal tang.

Mfg. No.	Order No.	TPI	Dim. In. L x W x T	Pkg. Qty.
48-00-5035	MIL5035	5	6 x 3/4 x .050	5
48-00-5036	MIL5036	6	9 x 3/4 x .050	5
48-00-5037	MIL5037	6	12 x 3/4 x .050	5

## Reciprocating Saw Blades Sawzall™ – General Purpose



For all woods, composition materials, plastics, ferrous and non-ferrous metals. Bi-metal construction; high-speed steel teeth laser-welded to spring steel backing. 1/2" universal tang.

Mfg. No.	Order No.	TPI	Dim. In. L x W x T	Pkg. Qty.
48-00-5092	MIL5092	10	6 x 3/4 x .035	5
48-00-5091	MIL5091	8/12	6 x 3/4 x .050	5
48-00-5093	MIL5093	8/12	8 x 3/4 x .050	5
48-00-5094	MIL5094	8/12	12 x 3/4 x .050	5

## Reciprocating Saw Blades Sawzall™ – Drywall Access



Bi-metal construction; high-speed steel teeth laser-welded to spring steel backing. 1/2" universal tang.

Mfg. No.	Order No.	TPI	Dim. In. L x W x T	Pkg. Qty.
48-00-1640	MIL00-1640	-	2-1/2 L	1



## Reciprocating Saw Blades Sawzall™ – Duct Work



Bi-metal construction; high-speed steel teeth laser-welded to spring steel backing. 1/2" universal tang.

Mfg. No.	Order No.	TPI	Dim. In. L x W x T	Pkg. Qty.
48-00-1630	MIL00-1630	30	3-1/4	5

## Reciprocating Saw Blades Sawzall™ – Metal Scroll



For scroll cutting 1/8" – 3/16" metal. Bi-metal construction; high-speed steel teeth laser-welded to spring steel backing. 1/2" universal tang.

Mfg. No.	Order No.	TPI	Dim. In. L x W x T	Pkg. Qty.
48-00-5162	MIL5162	14	3-5/8 x 5/16 x .035	5

## Reciprocating Saw Blades Sawzall™ – Metal Cutting



For cutting metal, conduit and tubing. Bi-metal construction; high-speed steel teeth laser-welded to spring steel backing. 1/2" universal tang.

Mfg. No.	Order No.	TPI	Dim. In. L x W x T	Pkg. Qty.
48-00-5182	MIL5182	14	6 x 3/4 x .035	5
48-00-5187	MIL5187	14	9 x 3/4 x .035	5
48-00-5184	MIL5184	18	6 x 3/4 x .035	5
48-00-5188	MIL5188	18	9 x 3/4 x .035	5
48-00-5189	MIL5189	18	12 x 3/4 x .035	5
48-00-5186	MIL5186	24	6 x 3/4 x .035	5

## Reciprocating Saw Blades Sawzall®



Diamond Grit THE TORCH™ SAWZALL® blades are ideal for cutting cast iron, hard tile, masonry and other abrasive and hard materials.

Mfg. No.	Order No.	TPI	Lgth In.	Pack Qty.
48-00-1440	MIL00-1440	Diamond	6	1
48-00-1450	MIL00-1450	Coarse Grit	9	1



## Reciprocating Saw Blades Hackzall™



Short blade length for tight spots. Bi-metal construction for increased tooth durability and long life. 5 per package.

**Multi-Material:** For wood, nail embedded wood, composition material, plastic and metal.

**EMT Cutting:** For EMT (thin wall conduit).

**Duct:** For duct and metal thinner than 1/8".

**Wood Cutting:** For wood and nail embedded wood.

**PVC:** For schedule 40 PVC pipe up to 4" in diameter.

Mfg. No.	Order No.	Lgth. In.	Blade Application
49-00-5410	MIL00-5410	4	Multi-Materials
49-00-5418	MIL00-5418	4	EMT
49-00-5424	MIL00-5424	4	Duct
49-00-5460	MIL00-5460	4	Wood
49-00-5614	MIL00-5614	6	PVC

## Reciprocating Saw Blades Sawzall® — Pruning



Extra deep gullets easily remove chips for fast cutting. Unique fleam ground teeth cut in both directions for clean cuts. Induction hardened teeth for long life.

Mfg. No.	Order No.	TPI	Lgth.	Pack Qty.
48-00-1305	MIL00-1305	5	12	1



## Reciprocating Saw Blades Wood Cutting



5 per pkg.

Mfg. No.	Order No.	Lgth. In.	TPI	Body Type
DW4802	DWTDW4802	6	6	Taper
DW4803	DWTDW4803	9	6	Taper
DW4804	DWTDW4804	12	6	Taper
DW4806	DWTDW4806	6	10	Straight

## Reciprocating Saw Blades Metal Cutting



Straight body type.

Mfg. No.	Order No.	Lgth. In.	TPI
DW4808	DWTDW4808	6	14
DW4811	DWTDW4811	6	18
DW4813	DWTDW4813	6	24
DW4809	DWTDW4809	8	14
DW4821	DWTDW4821	8	18

**IRWIN**  
Industrial Tools

## Reciprocating Saw Blades



**Wood Cutting.** For wood, composition materials and plastic.

**Nail Embedded Wood Cutting.** For rough-in work and nail embedded wood.

**Metal & Wood Cutting.** For composition materials, plastic, pipe, carbon steel and stainless steel.

**Metal Cutting.** For all metals, nonferrous pipe conduit, stainless and sheet metals.

**Demolition.** For heavy-duty and demolition applications in wood and metal.

Mfg. No.	Order No.	Lgth. In.	TPI	Blade Thick. In.
<b>Wood Cutting</b>				
Use with Materials 3/16" (5mm) and Thicker				
372606	IRW372606	6	6	.035
<b>Nail Embedded Wood Cutting</b>				
Use with Materials 3/16" (5mm) and Thicker				
372656	IRW372656	6	6	.050
372956	IRW372956	9	6	.050
372156	IRW372156	12	6	.050
<b>Metal &amp; Wood Cutting</b>				
Use with Materials 1/8" (3mm) and Thicker				
372610	IRW372610	6	10	.035
372810	IRW372810	8	10	.050
372110	IRW372110	12	10/14	.050
<b>Metal Cutting</b>				
Use with Materials 1/8" - 1/2" (3-13mm) Thick				
372614	IRW372614	6	14	.035
372618	IRW372618	6	18	.035
372624	IRW372624	6	24	.035
<b>Demolition</b>				
Use with Materials 3/16" (5mm) and Thicker				
372966	IRW372966	9	6	.062
362960	IRW372960	9	10	.062



## Scraper Blades Reciprocating Saws

Fits all Sawzall® and Hackzall™ reciprocating saws. Induction hardened blade edge for maximum durability. Corrosion resistant coating for extended life. Chamfered corners prevent digging into work material. Blades can be sharpened.

Mfg. No.	Order No.	Blade Width In.
49-00-5463	MIL00-5463	1-1/2
49-00-5456	MIL00-5456	3



## Scraper Blades Reciprocating Saws



Induction hardened edge for maximum durability. Winged tang design for increased blade support. Corrosion resistant chrome coating for longer life. Compatible with all Milwaukee SAWZALL®, HACKZALL®, and all other recip saws.

Mfg. No.	Order No.	Blade Width In.
49-00-5455	MIL00-5455	5

## Grout Removal Blades Reciprocating Saws



Fits all Sawzall® and Hackzall™ reciprocating saws. Curved cutting edge for maximum accuracy. Corrosion resistant coating for longer life. The coarse carbide grit effectively removes all epoxy and cement-based grout types, 1/8" up to 3/4".

Mfg. No.	Order No.	Desc.
49-00-5450	MIL00-5450	Grout removal blade

## BOSCH Multi-Tool Kits 32-Pcs



No-touch blade system, 3 degree arc, Variable speed. Includes: (1) OSL114C 1-1/4 In. Carbide Plunge Blade, (1) OSL114F 1-1/4 In. Plunge Blade, (1) OSL114JF 1-1/4 In. Xtra-Clean Plunge Blade, (1) OSL312F 3-1/2 In. Segment Blade, (1) OSL200RS 2 In. Rigid Scraper Blade, (1) Sanding Pad, (25) Sanding Sheets, Accessory Box, Carry-Case

Mfg. No.	Order No.	No. Pcs.	Amp	OPM
GOP40-30C	BSH4030C	32	4	2000



## Multi-Tool Kits



Select optimum oscillation angle for best performance given material and application. Hyper lock tool-free blade holding system offers 1 Ton of holding force for quick and reliable blade changes. Universal fit system holds all major brands of blades. Powerful 4.2 amp motor with constant speed control won't stall under heavy Load.

Mfg. No.	Order No.	Desc.
RK5151K	RKWRK5151K	CASE

## BOSCH Sanding Triangles Wood



Resin-bonded aluminum oxide, 6-hole, hook and loop sandpaper. For multipurpose sanding projects with hardwoods such as oak, maple or building boards like plywood. Fits Bosch and Skil detail sanders. 3-1/2".

Mfg. No.	Order No.	Grit	Pkg. Qty.
SDTR000	BSH33928	60-120-240	6
SDTR060	BSH33931	60	5
SDTR080	BSH33933	80	5
SDTR120	BSH33935	120	5
SDTR180	BSH33937	180	5



## Grout Removal & Rasps



Use this versatile carbide grit for grout removal, cutting and shaping plaster, porous concrete, and masonry. Blade offers the capability of coarse grinding and rasping for aggressive material removal over large areas.

Mfg. No.	Order No.	Size IN.
RW8956	RKWRW8956	3-1/8





## Sanding Pads Multi-Tool



Universal fit hook and loop perforated sanding pad for use on wood, plastic and hardened fillers. For detail sanding in small areas and corners.

Mfg. No.	Order No.	Pkg. Qty.
RW8938	RKWRW8938	2



## BOSCH Grout Removal Blades Starlock Hybrid



Hybrid teardrop design for use in both grinding and rasping grout removal, thinset removal.

Mfg. No.	Order No.	Blade Size In.
OSL234HG	BSH48042	2-3/4

## Oscillating SawBlades Starlock Bi-Metal



All-purpose applications including wood with nails. Straight or flush cuts, Works with OIS™ compatible tools including Bosch, Fein, Milwaukee, Makita, Rigid, others.

Mfg. No.	Order No.	Blade Size In.
OSL312T	BSH48044	3-1/2

## Segmented Blades Starlock



High-carbon steel cutting edge for general-purpose wood applications.

Mfg. No.	Order No.	Blade Size In.
OSL312	BSH48046	3-1/2



## Multi-Tool Blades Sonicrafter Semi-circle



3-1/8" HSS semicircle saw blade. Used to make linear and plunge cuts into corners and flush against adjoining surfaces. Cuts thin wood, plastic, fiberglass, non-ferrous metals, thin sheet metal, hardened fillers, and window glazing. Semicircle is flat on one side. Universal fit system adapts to other brands.

Mfg. No.	Order No.	Dim. In.
RW8928	RKWRW8928	3-1/8

## Multi-Tool Blades



Use to make plunge cuts up to 1-5/8" deep. Ideal for precision cuts in wood and soft plastics. Beveled tooth design. Universal Fit Accessory - works with all brands of oscillating tools.

Mfg. No.	Order No.	Size In.
RW8950	RKWRW8950	1-3/8

## Multi-Tool Blades



Two bi-metal blades feature hardened teeth to cut non-ferrous metals, Two standard wood blades for general purpose plunge cutting. Two precision wood blades featuring a beveled-tooth design for aggressive plunge cutting.

Mfg. No.	Order No.	Desc.
RW8981K	RKWRW8981K	6PC



## Multi-Tool Blades Bi-Metal




Plunge cutting in wood, plastic, fiberglass, common nails, non-ferrous metals, thin sheet metal, and hardened fillers. Universal Fit Accessory - works with all brands of oscillating tools.

Mfg. No.	Order No.	Desc.
RW8967	RKWRW8967	1-3/8




## BOSCH Multi-Tool Accessories 5-pc. Blade Set



Mixed five-blade set for applications in wood, metal and other general-purpose materials; includes a Carbide blade for performance in metal. Includes the OSL114C Carbide Blade, the OSL114JF and OSL114F Plunge blades, the OSL312F Segmented blade and the OSL200RS Scraping blade.

Mfg. No.	Order No.	Desc.
OSL005C	BSH48283	Set

## **BOSCH** Plungecut Blades



Mixed three-blade set for applications in metal, wood and other general-purpose materials; includes a Carbide blade for performance in metal. Includes OSL114C 1-1/4-in. Carbide Plunge Blade for metal; OSL114 1-1/4-in. HCS Plunge Blade for wood; and OSL114JF 1-1/4-in. Xtra Clean Plunge Blade for hard wood.

Mfg. No.	Order No.	Desc.
OSL003VP	BSH48282	Set

## **Multi-Tool Blades** Metal Cut



Most durable blade for heavy-duty cuts in metal, tile, hardened screws, rebar, cement board, etc. Universal Fit Accessory - works with all brands of oscillating tools.

Mfg. No.	Order No.	Size IN.
RW8963	RKWRW8963	1-3/8

## **Multi-Tool Blades**



Extra reach for hard to reach cuts in wood, plastic, fiberglass, nails, non-ferrous metals, thin sheet metal and hardened fillers. Universal Fit Accessory - works with all brands of oscillating tools.

Mfg. No.	Order No.	Size IN.
RW8970	RKWRW8970	1-1/4

## **BOSCH** Plungecut Blades Starlock



All-purpose applications including wood with nails, Wood, wood with nails, drywall, pvc, metal.

Mfg. No.	Order No.	Blade Size In.
OSL212F	BSH48040	2-1/2

## **Scraper Blades** Starlock High-Carbon



High-carbon steel edge for removing tough sealants, adhesives and paint.

Mfg. No.	Order No.	Blade Size In.
OSL200RS	BSH48037	2
OSL200FS	BSH48038	2

## **Plungecut Blades** Starlock Bi-Metal



Bi-metal cutting edge for all-purpose applications including wood with nails. Starlock interface for professional performance.

Mfg. No.	Order No.	Blade Size In.
OSL038F	BSH48026	3/8
OSL034F	BSH48027	3/4
OSL114F	BSH48029	1-1/4

## **Scraper Blades** Multi-Tool



Remove old paint, hardened adhesives, caulk, and cut carpet. Scrape residue from glues and adhesives. Use as a prepping tool to clear any residue and debris before refinishing. Universal fit system adapts to other brands.

Mfg. No.	Order No.	Dim. In. L x W x H
RW8921	RKWRW8921	2.65 x 2 x .35

## **BOSCH** Plungecut Blades Hardwood Xtra Clean



Curved Tec blade design for greater control and smooth, precise plunge cuts. Cutting wood, hardwood and laminate

Mfg. No.	Order No.	Desc.
OSL114JF	BSH48033	Hardwood Plunge Blade
OSL114	BSH48034	Wood Plunge Blade

## **Plungecut Blades** Starlock Carbide



For Iron bar, black pipe, metal (nails and staples), wood with nails, drywall and ceramic tile.

Mfg. No.	Order No.	Blade Size In.
OSL114C	BSH48032	1-1/4

## **BOSCH** Plungecut Blades Starlock Carbide



For metal (hard screws, bolts, nails, and other materials), wood with nails, PVC and ceramic tile.

Mfg. No.	Order No.	Blade Size In.
OSL134C	BSH48053	1-3/4

## Plungecut Blades Thin Bi-Metal



Bi-metal cutting edge for metal applications including nails and thin sheet metal. For sheet metal, wood with nails and metal (nails and staples)

Mfg. No.	Order No.	Desc.
OSL114MF	BSH48031	Thin Metal Plunge Blade

## Oscillating Blades Multi-Tool Caulk Knife



High-carbon steel edge for removing tough sealants.

Mfg. No.	Order No.	Blade Size In.
OSL214K	BSH48030	1-1/4

## **BOSCH** Orbital Jig Saws



With toolless blade-change system. Fast insertion, and blade ejection lever eliminates need to touch hot blade. Secure jigsaw-clamping system. Includes four orbital-action settings and different blade strokes for smooth to aggressive cuts. Variable speed dial sets maximum speed and accelerator trigger controls operating speed. Large, sturdy die-cast foot with steel insert and on-board bevel wrench. Internal precision control, precision-machined plunging system and low vibration design for enhanced accuracy and extremely smooth operation.

Mfg. No.	Order No.	Amps	SPM
JS470E	BSHJS470E	7	500 - 3100

## **Makita** Orbital Jigsaws Top Handle



3-orbital setting and straight cutting delivers fast and accurate cuts. Through-the-body dust port for use with vacuum for efficient dust management. Counterbalance system for reduced vibration. Tool-less blade change system for fast blade installation and removal.

Mfg. No.	Order No.	Amps	SPM
JVO600K	MAKJVO600K	6.5	500-3,100

## **DeWALT** Jigsaw Kits



Features variable speed motor, 4-position orbital action, top handle, keyless blade clamp, and dust blower.

Mfg. No.	Order No.	Amps	SPM	Stroke Lgth. In.
DW331K	DWTDW331K	6.5	500 - 3100	1

## **PORTER CABLE** Orbital Jigsaws Variable Speed



7-position speed deal provides multiple speed settings. 4 orbital settings offers best cutting performance. Tool free bevel adjustments at 0, 15, 30 and 45°. Keyless blade change for quick and easy blade changes. 3-1/3" wood capacity. Features an LED light, cast shoe with protective cover, soft grip handle and lock-on button. Includes wood cutting blade and plastic shoe cover.

Mfg. No.	Order No.	Amps	SPM	Stroke Lgth. In.
PC600JS	PRTPC600JS	6	0 - 3200	13/16

## **SKIL** Jigsaws Variable Speed



4.5 amp. Tool-less blade holder for easy and secure blade changes. Foot adjustment bevels for angled cuts. Variable-speed trigger with lock-on. On-tool blade storage. Open foot design for clearer line-of-site. Tool accepts

both T and U shank blades.

Mfg. No.	Order No.	SPM
4295-01	SKL4295-01	3250





## Tabletop Saws Portable



Traditional guard and riving knife system allows unlimited capacity for cross and rip cuts. Lightweight and compact. Easy to carry anywhere. Sets up in seconds to cut wood, tile, plastic, metal and aluminum. Uses standard t-shank jigsaw blades. Adjustable Miter Gauge for 0 Degree to 60 Degree angled cuts, right or left.

Mfg. No.	Order No.	Desc.
RK7323	RKWRK7323	Tabletop portable saw



## Jigsaw Blade Sets 5-PC. — T-Shank



Includes model nos. T101B, T144D, T119BO, T118A and T118B.

Mfg. No.	Order No.	Desc.
T500	BSHT500	5-Pc. blade kit

## Jigsaw Blade Sets 21-Pc. — T-Shank



Includes 18 wood-cutting blades, 3 laminate-cutting blades and storage case.

Mfg. No.	Order No.	Desc.
TW21HC	BSH35251	21-Pc. T-shank woodworking set



## Jigsaw Blade Sets



DWTDW3791



DWTDW3790

Cobalt. 8 blades per pkg.

Mfg. No.	Order No.	Blade Set
DW3791	DWTDW3791	T-shank jigsaw
DW3790	DWTDW3790	Bi-metal U-shank jigsaw



## Jigsaw Blades U-Shank



TPI progressive design for straight cuts in 1/16" – 1/8" ferrous or non-ferrous metal or 10 to 16 ga. sheet metal. 3-1/8" OAL, .03" thick. 24 TPI. Includes: U101B, U144CD, U19BD, U118A, U118B

Mfg. No.	Order No.	Desc.
U502A5	BSHU502A5	5 Pc. U-Shank assortment



## Jigsaw Blades U-Shank



**BSHU101D:** Straight, clean cuts. Use with hard/soft woods, plywood, OSB and plastics. 6 TPI.

**BSH101B:** Straight, fine cuts. Use with hard/soft woods, plastics, OSB, plywood, laminated particleboard. 10 TPI.

**BSH101BR:** Down cuts, splinter free. Use with laminated particleboard, OSB, plywood, hard/soft woods and plastics. 10 TPI.

**BSHU101AO:** Curved cuts, splinter free. Use with double sided laminates, laminated particle board, MDF, hard/soft woods, plywood and plastics. 20 TPI.

**BSHU118B & BSHU118BF:** Straight cuts. Use with medium-thin metals. 14 TPI.

**BSHU502A5:** Includes one each of U101B, U144CD, U19BD, U118A and U118B.

Blades				
Mfg. No.	Order No.	OAL In.	Material	Cutting Cap. In.
Wood Cutting				
U101D	BSHU101D	3-5/8	HCS	1/4 – 2-3/8 3/16 –
U101B	BSHU101B	3-5/8	HCS	1-1/4 3/16 –
U101BR	BSHU101BR	3-5/8	HCS	1-1/4
U101AO	BSHU101AO	2-3/4	HCS	5/64 – 3/4
Metal Cutting				
U118A	BSHU118A	3-1/8	HSS	1/16-1/8
U118AF	BSHU118AF	3-1/8	Bi-metal	1/16-1/8
U118B	BSHU118B	2-3/4	HSS	1/8 – 1/4
U118BF	BSHU118BF	2-3/4	Bi-Metal	1/8 – 1/4



## Jigsaw Blades U-Shank



2 per pkg.

Mfg. No.	Order No.	Lgth. In.	TPI	Application
DW3715H2	DWTDW3715	3	12	Scrolling
DW3700H2	DWTDW3700	4	6	Fast wood cutting
DW3703H2	DWTDW3703	4	6	Clean wood cutting
DW3710H2	DWTDW3710	4	10	Fine finish wood cutting
DW3712H2	DWTDW3712	4	10	Downcutting
DW3720H2	DWTDW3720	3	14	Metal cutting
DW3724H2	DWTDW3724	3	18	Metal cutting
DW3726H2	DWTDW3726	3	24	Metal cutting



## Jigsaw Blades Bi-Metal — Super Tough™



U-shank design with 1/4" universal tang. Includes 3 metal-cutting and 2 general-purpose blades. 5 per pkg.

Mfg. No.	Order No.	Desc.
49-22-1168	MIL22-1168	Jig Saw Blade Assortment

## BOSCH Jigsaw Blades Progressor



Small to large progressive tooth pitch. Milled and side set teeth. Plunge tip for precise plunge cuts. Use on thick or thin materials including non-ferrous metals, plastic, aluminum up to 1-1/4" and wood with nails up to 3-5/8". 5 per package.

Mfg. No.	Order No.	Lgth. In.
T345XF	BSHT345XF	5-1/4
T123X	BSHT123X	4

## Jigsaw Blades T-Shank



5 per package.

**BSHT119B0:** For hard and soft wood, plywood, particleboard and plastics 5/64" – 3/4" thick.

**BSHT101A0:** Curved cuts in plywood, plastics, laminated particleboard and hard and soft wood 5/64" – 3/4" thick. Works without orbiting action.

**BSHT101D:** For hard and soft wood, plastics and particleboard 1/4" – 2-3/8" thick. Use anti-splinter guard for splinter-free cuts.

**BSHT101BF:** Durable construction is designed for making fine, clean cuts in hard materials, including grade 5 porcelain, granite, and marble. Cuts slate, glass, and cement board from 3/64" to 1/2".

**BSHT111C:** Fast, coarse cuts in hard and soft wood and plastics 7/32" – 2-3/8" thick.

**BSHT101B:** For hard or soft wood, plastics, plywood and laminated particleboard 3/16" – 1-1/4" thick. Use anti-splinter guard for splinter-free cuts. Ideal for straight, fine cuts.

**BSHT101BR:** Splinter-free down cutting teeth. Straight, fine cuts in plywood, laminated particleboard, hard and soft wood and plastics 3/16" – 1-1/4" thick. Works without orbiting action.

**BSHT301CD:** For hard and soft wood, particleboard and laminated particleboard 3/16" – 2-3/8" thick; plastics 3/16" – 1-1/4" thick. Use anti-splinter guard for splinter-free cuts.

**BSHT244D:** Durable construction is ideal for making plunge cuts in hard and soft wood. Can also be used for cuts in OSB and plywood from 1/4" and 2-3/8" thick. Contains 5 per package.

**BSHT344D:** For hard and soft wood, chipboard, particle board, plywood, fiberboard 1/4" – 4" thick.

Mfg. No.	Order No.	Working Lgth. In.	TPI
T119B0	BSHT119B0	3	12
T101A0	BSHT101A0	3	20
T101BF	BSHT101BF	3-1/4	10
T101D	BSHT101D	4	6
T111C	BSHT111C	4	8
T101B	BSHT101B	4	10
T101BR	BSHT101BR	4	10
T101A	BSHT101A	4	14
T301CD	BSHT301CD	4-5/8	8
T244D	BSHT244D	4	6
T344D	BSHT344D	6	6

## BOSCH Jigsaw Blades T-Shank



Cuts cardboard, leather, carpeting, polystyrene, and other soft materials. Provides fast cuts through single or multiple layers of material. 6 In. overall length, 5 In. working length provides additional capacity for thicker work.

Mfg. No.	Order No.	Working Lght. In.	No. of blades in Pkg.
T313AW3	BSHT313AW3	5	3

## Jigsaw Blades



Durable construction designed for wood cutting. Taper ground back and ground teeth create extra clean cuts. Fits all major brands and professional jig saws. Contains 5 per package.

Mfg. No.	Order No.	Working Lght. In.	TPI
T308B	BSHT308B	4-1/2	12

## Jigsaw Blades Diamond



Durable construction is designed for making fine, clean cuts in hard materials, including grade 5 porcelain, granite, and marble. Cuts slate, glass, and cement board from 3/64" to 1/2".

Mfg. No.	Order No.	Working Lght. In.	TPI
T130DG	BSHT130DG	3-1/4	10

## Jigsaw Blades T-Shank — Metal-Cutting



3" working surface on each blade. 5 per pack.

**BSHT118A:** For straight cuts in non-ferrous metal, plexiglas and aluminum 1/16" – 1/8" thick.

**BSHT118AF:** Bi-metal construction. For straight cuts in non-ferrous metal, aluminum and sheet metal 1/16" – 1/8" thick.

**BSHT118B:** For straight cuts in metals 1/8" – 1/4" thick.

**BSHT118BF:** Bi-metal construction. For straight and curved cuts in metal 1/8" – 1/4" thick and plexiglas 1/8" – 3/4" thick.

**BSHT118EF:** Bi-metal construction. For straight cuts in metal and plexiglas 5/64" – 7/32" thick.

**BSHT118G:** For straight cuts in ferrous and non-ferrous metal, sheet metal and aluminum 1/64" – 3/64" thick. Use scrap wood as backing when cutting metals less than 3/64" thick.

Mfg. No.	Order No.	TPI
T118A	BSHT118A	24
T118AF	BSHT118AF	24
T118B	BSHT118B	14
T118BF	BSHT118BF	14
T118EF	BSHT118EF	18
T118G	BSHT118G	36

## **BOSCH** Jigsaw Blades T-Shank — Metal Cut



5 per package.

**BSHT127D:** Fast, straight cuts in aluminum 3/16" – 5/8" thick; plastic 3/16" – 1-1/4" thick; metal 3/16" – 1/4" thick; fiberglass, lead and tin 3/16" – 3/4" thick.

**BSHT127DF:** Bi-metal construction. For fast, straight and curved cuts in aluminum 3/16" – 5/8" thick; plastic 3/16" – 1-1/4" thick; non-ferrous metal 3/16" – 1/4" thick; fiberglass, lead and tin 3/16" – 3/4" thick.

**BSHT227D:** For curved cutting in aluminum 3/16" – 5/8" thick; plastic 3/16" – 1-1/4" thick, non-ferrous metal 3/16" – 1/4" thick; fiberglass, lead and tin 3/16" – 3/4" thick.

**BSHT318A:** For straight cuts in non-ferrous metal 1/16" – 1/8" thick; sandwich materials 1/16" – 2-1/2" thick.

**BSHT318B:** For straight and curved cuts in non-ferrous metal and aluminum 5/64" – 5/16" thick; sandwich materials 5/64" – 3-3/8" thick.

Mfg. No.	Order No.	Working Lgth. In.	TPI
T127D	BSHT127D	4	8
T127DF	BSHT127DF	4	8
T227D	BSHT227D	4	8
T318A	BSHT318A	5-1/4	24
T318B	BSHT318B	5-1/4	14



## **Table Saws** 10" — Industrial Cabinet Saw



Includes a 52" T-glide fence. 3-1/8" maximum depth of cut with the blade at 0°, 2-1/4" maximum depth of cut with the blade at 45°. Max. rip: 52" blade right, 12-1/2" blade left. 99% dust collection where blade guard collects dust and features independent lateral slides to minimize exposure of blade. 2mm riving knife minimizes kickback.

Mfg. No.	Order No.	Blade Dia. In.	HP	Volts
ICS31230-52	SAWICS3HP	10	3	230



## **Table Saws** 10" Left Tilt — Professional Cabinet



Includes a 52" T-glide fence. 3-1/2" maximum depth of cut with the blade at 0°, 2-1/4" maximum depth of cut with the blade at 45°. Max. rip: 52" blade right, 12" blade left. Dust collection blade guard collects dust and features independent lateral slides to minimize exposure of blade. 2mm riving knife minimizes kickback. Zero clearance, steel core, ABS surfaces insert, 7" diameter cast iron hand wheels, and two V-ribbed belts.

Mfg. No.	Order No.	Blade Dia. In.	HP	Volts
PCS31230	SAWPCS3HP	10	3	230
-TGP252				

## **Table Saws** 10" Jobsite Portable



Featuring SawStop's safety brake which stops the saw's blade spinning on contact with skin. Easy tilt function allows blade angle to be adjusted in 1 degree increments and infinite micro adjust-ability. T-Glide Fence locks firmly with ErgoLock allowing up to a 25.5" rip capacity. Fence and cord storage with 8" all terrain wheels. Onboard accessory storage provides space for the micro guard, riving knife, miter gauge and more.

Mfg. No.	Order No.	Blade Dia. In.	HP	Volts
JSS-MCA	SAWJSSMCA	10	1.5	120



## **Mobile Bases** Professional Cabinet Saw



Designed exclusively for Professional Grade Cabinet Saw. Fully welded construction, powder coated 1/4" solid steel. Ergonomic one-foot operation mechanically lifts the saw in a single motion. Supports entire table and requires no extension piece.

Mfg. No.	Order No.	Desc.
MB-PCS-000	SAWMBPCS	Mobile base for PCS

## **Mobile Bases** Industrial Cabinet Saw



Designed exclusively for Industrial Grade Cabinet Saw. Accommodates up to 52" attached extension table without additional hardware. Fully welded construction, powder coated 1/4" solid steel. Non-slip foot pedal for hydraulic lift rated at 4000 lbs.

Mfg. No.	Order No.	Cap. Lbs.	Footprint In.
MB-IND-000	SAWMBIND	1000	20 x 25

## **Table Saw Accessories** Dust Collection



SAWTSGDC



SAWTSAODC

**SAWTSGDC - Blade Guard:** Upgrades industrial cabinet saw with above-table dust collection. Independent lateral slides minimize blade exposure. Low profile allows for cuts as narrow as 3/4". Attaches directly to customer's dust collection system. Compatible with SawStop overarm dust collection.

**SAWTSAODC - Overarm:** Compatible with all SawStop saws, fits all rail and table lengths. Connects directly to SawStop's dust collection blade guard. Custom Y-port unites above and below-table dust collection into one 4" port. \*REQUIRES DUST COLLECTION BLADE GUARD AND LOCK-DOWN ZERO-CLEARANCE INSERT.

Mfg. No.	Order No.	Desc.
TSG-DC	SAWTSGDC	Blade Guard
TSA-ODC	SAWTSAODC	Overarm







## Brake Cartridges



Brake includes a heavy-duty spring to push a brake pawl into the teeth of the blade to stop the blade from spinning. When contact is detected, the system sends a surge of electricity through the fuse wire to burn the wire and release the spring. All happening in 1/200th of a second. Compatible with all woods and other non-conductive materials.

Mfg. No.	Order No.	Compatibility
TSDC-8R2	SAWTSDC8	8" Dado sets
TSBC-10R2	SAWTBC10	10" Blades

## Table Saw Accessories Zero-Clearance Inserts



Precision machined from high-quality, ultra strong phenolic core material covered on top and bottom with a low-friction, wear-resistant melamine surface.

Positioning screws ensure a solid and precise fit. Pre-formed clearance slots for SawStop blade guard and riving knife. Dual metal wear plates for anti-kickback pawls. Positive locking latch allows for tool-free operation.

Mfg. No.	Order No.	Desc.
TSI-DLD	SAWTSIDLD	Dado Inserts for 8" Dado Sets
TSI-SLD	SAWTISLD	Standard Inserts for 10" Blades
TSI-DJB	SAWTSIDJB	Zero Clearance Insert for Jobsite Saw only



## Table Saw Accessories Zero/Dado



Provides high quality designed exclusively for the GTS1041A. Zero-clearance insert. Dado cutter insert option. Precision cuts. Supports the work piece closer to blade.

Mfg. No.	Order No.	Desc.
TS1006	BSHTS1006	Insert



## Side Supports Table Saws



Table saw left-side support extension for Bosch 4000, 4100, and GTS1041A table saw. Extends table additional 12" for working with wide and long pieces.

Mfg. No.	Order No.	Desc.
TS1008	BSHTS1008	Left Side

## Activation Cartridges



For use with the Bosch GTS1041A REAXX™ 10 In. jobsite table saw. This action rapidly forces the saw blade down and away from the operator, mitigating serious user injury.

Mfg. No.	Order No.	Desc.
TS1020	BSHTS1020	Dual Active Cartridges

## Table Saws 10" Jobsite Portable



REAXX table saw features an enhanced Square-Lock™ rip fence engineered for exact clamping and a more substantial feel similar to a cabinet-saw-grade glide. It also has spring-loaded pre-squaring that aligns the rip fence to the blade before locking, for enhanced cutting trueness.

Mfg. No.	Order No.	Volts
GTS1041A-09	BSH1041A09	120



## Table Saws 10" Portable



For cabinet or woodworking applications. Features 120V, 15A motor, modular blade guard with anti-kickback pawls and adjustable riving knife, SquareLock™ rip fence, arbor lock for single wrench blade changes, and built-in tool storage. 3-1/8" cutting depth at 90°. 5/8" Arbor. Bevel range: -2° to 47°. Table top dimensions: 29" x 21-1/2". Includes collapsible wheeled stand with 8" treaded pneumatic tires.

Mfg. No.	Order No.	No Load RPM	Max. HP	Blade Dia. In.
4100-09	BSH4100-09	3650	4.0	10

## Table Saw Accessories



Fits model 4100 pictured above.

Mfg.No.	Order No.	Desc.
TS1007	BSHTS1007	Dado cutter insert

## Work Support Stands



Folds flat for easy storage. Adjustable height, single roller support, 11-1/2" wide steel roller with ball bearings for a smooth roller action. Edge guides.

Mfg. No.	Order No.	Height Range in In.
6103478/6103	MIB61034	27-1/2 to 43-1/2



## Table Saws Compact Job Site — 10"



Rack and pinion telescoping fence rails. 32-1/2" rip capacity, cuts larger shelving and trim materials. Telescoping fence rails retract to create a small, portable package. 2-1/2" dust port easily connects to vacuum for efficient dust extraction. 3-1/8" depth of cut at 90° and 2-1/4" at 45°.

Mfg. No.	Order No.	No Load RPM	Amps	Blade Dia. In.
DWE7491	DWTDWE7491	4,800	15	10

## Table Saws Compact Job Site — 10"



Rack and pinion telescoping fence rails. 24" of rip capacity, cuts larger shelving and trim materials. Site-pro modular guarding system for tool free adjustments of guarding components. Metal roll cage base offers greater durability than plastic bases. Blade can be adjusted 0-45 degrees for bevel applications.

Mfg. No.	Order No.	No Load RPM	Amps	Blade Dia. In.
DWE7480	DWTDWE7480	4,800	15	10

## Table Saw Accessories



Integral support bar hardware holes secure saw to stand. Folds flat for easy storage and transport. Heavy-duty tube steel construction maximizes durability under load. Use with DWTDW745 and DWE7480.

Mfg. No.	Order No.	Height In.
DW7450	DWTDW7450	22-1/2



## Table Saws Portable — 10"



Heavy-duty folding stand for fast setup and easy transport. 3-1/2" cut height capacity. Self-aligning rip fence for accurate measurements. On-tool storage for all accessories and guarding system. 5/8" arbor size. Bevel angle range of -2° to 47°.

Mfg. No.	Order No.	RPM	Amps
3410-02	SKL3410-02	5,000	15



## Table Saw Push Sticks Woodworking



Durable impact resistant plastic construction with easy-grip handle. Built-in locking depth gauge and pencil holder. Powerful magnet to store push stick.

Mfg. No.	Order No.	Desc.
KMA1000	KRG80024	Push stick



## Miter Gauges



Cast iron, 7 pound Miter Gauge with 5" tall chromed handle. Easy-to-read scale allows cutting up to 60° left and right and the 3/8" x 3/4" miter bar with adjustment capability removes any side play for the ultimate in accuracy. Fits table saws with both T-slots and standard slots.

Mfg. No.	Order No.	Miter Face Size In.
D3123	WSKD3123	2-3/8 x 8



## Wood Working Safety Kits Table Saw



Kit contains four jigs for safe table saw operation. Includes two push blocks, push stick, featherboard and combination saw and router gauge. Featherboard fits 3/8" x 3/4" miter slots. Useful with router tables and bandsaws. Made of high visibility yellow plastic.

Mfg. No.	Order No.	Desc.
D4061	WSKD4061	5-Pc safety kit



## Bandsaws Benchtop — 9"



6-TPI band saw blade cuts through a variety of wood materials, 1-1/2 In. dust port keeps work area clear of dust. Rack and pinion table adjustment for quick angle and height adjustments. Rip fence for straight, accurate cuts. Miter gauge guides work pieces when making cross cuts.

Mfg. No.	Order No.	Size IN.
3386-01	SKL3386	9"





## Bandsaws 14" PWBS-14



Features 15" x 15" cast iron table with 15" x 5" extension, cast iron wheel, quick tension release lever, micro-adjustable dual bearing blade guide and 1-1/2 HP motor with poly-V belt drive. 115/230V. 6" under-guide capacity with 13-1/2" width capacity. Includes T-style rip fence with 4" resaw attachment, 1/4" blade, worklight and chip blower.

Mfg. No.	Order No.	Blade Lgth. In.	Blade Width In.	Blade Speed SFPM
1791216K	JET48934	93-1/2	1/8 to 3/4	3000



## 18" Bandsaws



For use on wood, veneers and book-matched panels. Steel construction with cast iron table and handwheels. Features blade tensioning scale, blade height adjustment guide with tracking adjustment window, 45° and 90° miter gauges, and roller bearing blade guides. 3HP, 230V. Includes 3/4", 4TPI blade and 4" dia. dust port.

Mfg. No.	Order No.	Blade Width In.		Cutting Cap. In. H x W
		Min.	Max.	
7010751B	JET710751B	1/8	1-1/2	12-1/4 x 18-3/8



## Bandsaws 14" — Wood



1 HP, 115/230V, durable bandsaw featuring a graphite impregnated polymer blade and pre-assembled welded stand to provide stability and protection for the motor. Micro-adjustable lower blade guard reduces friction for longer blade life.

Mfg. No.	Order No.	Cutting Cap. In. H x W
708115K	JET708115K	6 x 13-1/2



## Mobile Bases Universal



Universal mobile base allows customization to fit any size machine base. Sturdy corner brackets are attached with bolts for a strong and durable hold. Kickstand casters provide easy mobility and adjustable feet provide stability during stationary machine use. Accepts 3/4" plywood (not included). Hardware provided for 3/4" plywood, thicker material can be used for added.

Mfg. No.	Order No.	Cap. Lbs.
D3757	WSKD3757	600

## Mobile Bases Adjustable



Heavy-duty mobile base made of thick, rectangular steel tubing. Rugged caster wheels provide maneuverability. Base can be configured eight different ways to fit a variety of machine sizes.

Mfg. No.	Order No.	Cap. Lbs.	Size In.
D2057A	WSKD2057A	700	20 x 20 to 29-1/2 x 29-1/2



## Bandsaws Horizontal/Vertical



115V, 3/4HP portable, 3-speed bandsaw is ideal for cutting a variety of metals, plastics, or wood. Vertical sawing capability to make unique cuts.

Mfg. No.	Order No.	Blade Lgth. In.	Blade Width In.	Blade Speed SFPM
W1715	WSKW1715	64-1/2	1/2	180



## Bandsaws Horizontal/Vertical




9-7/16 x 10" work table in the vertical position". Rapid action vise miters to 45°. Improved height and width of stand with built-in storage cabinet and chip tray.

Mfg. No.	Order No.	Blade Thickness x Lgth. In.
414559	JET414559	3/4 x 93



## OLSON® Bandsaw Blades



Heavy duty, durable, commercial grade band saw blades for industrial woodworking, DIY and professional craftsmen.

### Application

**A:** For production sawing involving easy-to-machine metal and similar materials.

**B:** For hard or soft wood, and exotic hardwoods.

**C:** For hard or soft wood, plastic, mild steel and non-ferrous metal. (Multi-Cut)

Mfg. No.	Order No.	Lgth. In.	Width In.	Thick. In.	TPI	App.
<b>5-1/2" and 4" x 6" Vertical Bandsaws</b>						
23664	OLS23664	64-1/2	1/2	.025	10	A
23764	OLS23764	64-1/2	1/2	.025	14	A
23964	OLS23964	64-1/2	1/2	.025	24	A

<b>9" 2-3 Wheel Benchtops</b>						
51659	OLS51659	59-1/2	1/8	.018	14	B
55359	OLS55359	59-1/2	1/4	.014	6	B
57359	OLS57359	59-1/2	1/4	.014	6	B

<b>8" and 10" 2-Wheel Vertical/Stationary Bandsaws</b>						
51656	OLS51656	56-1/8	1/8	.018	14	B
55356	OLS55356	56-1/8	1/4	.014	6	B
57356	OLS57356	56-1/8	3/8	.014	6	B
51672	OLS51672	72-1/2	1/8	.018	14	B
56372	OLS56372	72-1/2	1/4	.020	6	B
58272	OLS58272	72-1/2	3/8	.020	4	B
59472	OLS59472	72-1/2	1/2	.020	4	B

<b>12" 2-Wheel Vertical/Stationary Bandsaws</b>						
14682	OLS14682	82	1/4	.025	6	C
14882	OLS14882	82	1/4	.025	14	C
19482	OLS19482	82	3/8	.025	6	C

<b>14" 2-Wheel Vertical/Stationary Bandsaws</b>						
51693	OLS51693	93-1/2	1/8	.018	14	B
14593	OLS14593	93-1/2	1/4	.025	6	C
56393	OLS56393	93-1/2	1/4	.020	6	B
19293	OLS19293	93-1/2	3/8	.025	4	C
58293	OLS58293	93-1/2	3/8	.020	4	B
23293	OLS23293	93-1/2	1/2	.025	4	C
59493	OLS59493	93-1/2	1/2	.020	4	B
27893	OLS27893	93-1/2	3/4	.032	4	C
19205	OLS19205	105	3/8	.025	4	C
23205	OLS23205	105	1/2	.025	4	C

<b>14" 2-Wheel Vertical/Stationary Bandsaws with Riser Block</b>						
FB14-536DB	OLS14536	136-1/2	1/4	.025	6	C
FB19-236DB	OLS19236	136-1/2	3/8	.025	4	C
FB23-236DB	OLS23236	136-1/2	1/2	.025	4	C


## LENOX® Sawing Fluids Semi-Synthetic — BAND-ADE®



Extends blade life by reducing wear. Water-soluble, biodegradable and environmentally safe. Does not remove oil from skin.

Mfg. No.	Order No.	Size Gal.
68003	LEN68003	5
68004	LEN68004	1

## OLSON® Bandsaw Blade Guides Cool Blocks®



Made from a high tech, non-metallic composite material, "Graphite Impregnated Phenolic Laminate" with three synthetic dry lubricants that lubricate the blade but don't make it oily. Fits most 14" Band Saws. Contains four guide blocks.

Mfg. No.	Order No.	Size In.
CB50050BL	OLS50050	3/4 L x 1/2 W x 1/2 H



## Portable Bandsaws Variable Speed



Tool-free adjustable material shoe, LED worklight, blade ejection system, drop resistant pulley guard and cast aluminum gear case. 3-1/4" cut capacity in round material and 3-1/4" x 3-1/4" in rectangular. Three-wire, 8-ft. cord and 35-3/8" blade length.

Mfg. No.	Order No.	SFPM	Blade Lgth. In.	OAL In.
6242-6	MIL6242-6	200-360	35-3/8	16

## Portable Bandsaws Deep Cut — Variable Speed



Proprietary composite material and crush zone barriers. All metal direct drive, gear protecting clutch and Constant Power Technology maintain cut speed. Tool-free locking adjustable shoe. Debris protection system. 5" x 5" cut capacity.

Mfg. No.	Order No.	SFPM	Blade Lgth. In.	OAL In.
6232-20	MIL6232-20	0-380	44-7/8	21



## Portable Bandsaws Deep Cut — Variable Speed



5" deep cut capacity for rectangular stock, 5" x 4-3/4" for round stock. LED light. Variable speed dial allows user to vary speed for specific materials and various applications.

Mfg. No.	Order No.	SFPM	Blade Lgth. In.	OAL In.
DWM120	DWTDWM120	100-350	44-7/8	21





## Bandsaw Blades Portable



High-speed steel teeth. Designed for cutting common materials up to 5/32" thick and very hard materials 5/32"-3/16" thick.

Mfg. No.	Order No.	Blade Dim. In.	TPI	Cutting Cap. In.
48-39-0519	MIL39-0519	35-3/8 x 1/2 x .020	14	3/16 - 5/16
48-39-0529	MIL39-0529	35-3/8 x 1/2 x .020	18	5/32 - 3/16
48-39-0539	MIL39-0539	35-3/8 x 1/2 x .020	24	5/32 - 3/16

## Bandsaw Blades

Matrix II high speed steel teeth with alloy backing steel. Precision formed teeth cuts common materials 5/32" - 3/16" and hard materials 3/16" - 5/16".

Mfg. No.	Order No.	Blade Dim. In.	TPI	Pkg. Qty.
48-39-0572	MIL39-0572	27 x 1/2 x .020	18	3

## Bandsaw Pulley Tires

Replacement pulley tire for use with M12 and M18 Milwaukee compact style bandsaws.

Mfg. No.	Order No.	Type.
45-09-0030	MIL69-0030	Pulley Tire

## Portaband Bandsaw Tires

Mfg. No.	Order No.	Fits Models
45-69-0010	MIL69-0010	6225MW, 6230, 6232 & 6227



## Bandsaw Blades Portable



Matrix II high speed steel edge. Fits DEWALT compact bandsaw DCS370 and DCS371.

Mfg. No.	Order No.	TPI	Pkg. Qty.	Lgth. In.
DW3982C	DWTDW3982C	14	3	32-7/8
DW3983C	DWTDW3983C	18	3	32-7/8
DW3986C	DWTDW3986C	14/18	3	32-7/8



## Bandsaw Blades Portable



Matrix II High speed steel edge for heat and water resistance. 8% cobalt content for added durability and wear. Rc 65-67 tooth hardness for increased wear resistance. Fits DEWALT compact bandsaw DCS370 and DCS371

Mfg. No.	Order No.	TPI	Pkg. Qty.	Lgth. In.
DW3982	DWTDW3982C	14	3	32-7/8
DW9383	DWTDW9383C	18	3	32-7/8
DW3984	DWTDW3984C	24	3	32-7/8
DW3986	DWTDW3986C	14/18	3	32-7/8



## Bandsaw Blades Portable — Wolf-Band®



High speed steel teeth for long lasting cutting edge. Bi-metal construction resists breaking.

Mfg. No.	Order No.	TPI	For Mtl. Thick. In.	Lgth. In.
38428	LEN38428	10/14	1/4 and up	44-7/8
38429	LEN38429	14	3/16 - 3/8	44-7/8
38430	LEN38430	14/18	1/8 - 5/16	44-7/8
38431	LEN38431	18	3/32 - 1/4	44-7/8
38432	LEN38432	24	1/2" x .020"	44-7/8



## Bandsaw Blades



Durable bi-metal steel. Cut through metal, wood, and PVC. Compatible with 18V compact portable bandsaw BSH180 (not included).

Mfg. No.	Order No.	TPI	Pkg. Qty.	Lgth. In.
CBS2814	BSHCBS2814	14	3	28-3/4
CBS2818	BSHCBS2818	18	3	28-3/4



## Scroll Saws



Features variable speed 1.3 Amp motor. Includes stand #DWT7880

Mfg. No.	Order No.	SPM	Stroke Lgth. In.	Cut Depth In.
DW788	DWTDW788	400 - 1750	3/4	2



## Scroll Saws 16"



1/8 HP, 0.8 Amp, 115V, single-phase motor. Variable speed control, extra cutting capacity, and cast iron construction. Features gooseneck work light, dust blower, dust port, 45° tilt table, and easy blade changes.

Mfg. No.	Order No.	SPM	Stroke Lgth. In.	Cut Depth In.
W1713	WSKW1713	550-1,700	3/4	2

## OLSON® Scroll Saw Blades PGT®



5" length. Double reverse tooth design for top performance in hard wood. Minimizes burning and provide rapid chip removal. Contains six each of 49502, 49702, and 49902.

**49502:** .045" width, .018" thickness, and 2/8 TPI. Accurate, tight radius cutting in materials 3/16" or thicker.

**49702:** .047" width, .018" thickness, and 10.5/8 TPI. Steady, close radius cutting in materials 1/4" or thicker.

**49902:** .049" width, .018" thickness, and 9/6 TPI. Fast, close radius cutting in materials 1/2" or thicker.

Mfg. No.	Order No.	Desc.
48902	OLS49802	18-Pc. Asst. scroll saw blades

## Scroll Sander Belts



Durable, fabric backed belts easily smooth edges of scroll saw projects in wood, plastic, metal, and composites. Fit most 5" scroll saws.

Mfg. No.	Order No.	Pkg. Qty.
SC92218BL	OLS92218	4

## Scroll Saw Sanding Belts 4-Pack



Fits most scroll saws. Easily smooth wood, plastic, metal and composites. Molded polycarbonate ends for attaching to most 5" scroll saws. ScrollSander belts kit comes with 180, 220 and two 120 grit plain end belts.

Mfg. No.	Order No.	Width In.
SC92262BL	OLS92262	1/4

## Scroll Saw Blades Pin-Type Assortment



Easy installation and easy handling, easy to use and highly durable. Cuts in hard/soft wood and plastic.

Mfg. No.	Order No.	Size IN.
FR49501	OLS49501	5

## OLSON® Scroll Saw Blades



Premium, high carbon steel blades saw in all directions. Designed for cutting a variety of materials including wood, plastic, wax, non-ferrous metals, plaster, bone, horn, etc. For use in power scroll saws and hand-held fret and jewelers saw frames. Increase throat capacity and cut longer pieces without turning.

Mfg. No.	Order No.	Lgth. In.	Thick In.	TPI
SP46300	OLS46300	5	.035	41

## Scroll Saw Blades PGT®

Skip/Reverse tooth design helps blade cut faster, smoother, and more accurately. Minimizes burning and provide rapid chip removal. Steady, close radius cutting in materials 3/16" or thicker, best for soft wood. 6 per package.

Mfg. No.	Order No.	Lgth. In.	Width In.	Thick. In.	TPI
45502HD	OLS45502	5	.044	.018	12/9

## Scroll Saw Blades Pin-Type

For machines that require 5" pin end blades. General purpose regular tooth blades cut fast, provide good chip clearance, and smooth finishes. Use on wall-board, pressed wood, wood, felt, paper, bone, and lead. 6 per package.

Mfg. No.	Order No.	Lgth. In.	Width In.	Thick. In.	TPI
41101	OLS41101	5	.100	.018	15



## Benchtop Jointers 6"



Cast iron construction in compact benchtop. Fully adjustable fence, quick adjustment knife, and bevel jointing up to 45°. Dust connection filter chute sized to fit a standard galvanized trash can included.

Mfg. No.	Order No.	RPM	Max. Depth Cut In.
W1829	WSKW1829	10,000	1/8



## 6" Jointer Knife Set For W1829



Jointer knives are made from high speed steel. They fit our W1694 and W1814 Shop, 6" Bench Top Jointers set of 2.

Mfg. No.	Order No.	Size IN.
D3319	WSKD3319	6

## Jointer 1-HP W/Mobile Base



Fit W1745 Shop Fox Jointer, Measure 6 by 5/8 by 1/8-Inch. Made from high speed steel. Includes three knives.

Mfg. No.	Order No.	Size IN.
W1745W	WSKW1745W	6

## Wood Lathes Variable Speed



Variable speed lathe with swivel head, digital tachometer, precision ground cast iron bed, head stock and tailstock quick locks, and heavy cast iron legs for stability.

Mfg. No.	Order No.	Max. HP	RPM	Project Dia. In.
W1758	WSKW1758	2	600-2400	16





## Wood Lathes Variable Speed



3/4 HP, 110V, single-phase, universal motor. Electronic variable-speed spindle control with digital RPM readout. 12" swing over bed. Two spindle speed ranges: 500-1800 RPM & 1000-3800 RPM

Mfg. No.	Order No.	Max HP	RPM
W1836	WSKW1836	3/4	500-3800

## Side Scrapers Wood Lathe — Round



Round side scraper for wood lathe. High speed steel construction. 10" ash handle.

Mfg. No.	Order No.	Tool Lgth. In.
D3824	WSKD3824	16

## Side Scrapers Wood Lathe — Curved



Curved side scraper for wood lathe. High speed steel construction. 10" ash handle.

Mfg. No.	Order No.	Tool Lgth. In.
D3823	WSKD3823	16

## Bowl Gouges Wood Lathe



High speed steel 5/8" bowl gouge. 13-5/8" ash handle.

Mfg. No.	Order No.	Tool Lgth. In..
D3803	WSKD3803	22-5/8



## Parting Tools Wood Lathe



Small parting tool. High speed steel. 8" ash handle.

Mfg. No.	Order No.	Tool Lgth. In.
D3829	WSKD3829	11-3/4

## Turning Tool Sets Mini — Wood Lathe



Well balanced hardwood handles and high quality carbon steel cutting edges. Set includes: 1/16" Radius Gouge, 1/8" Radius Gouge, 3/16" Parting Tool, 1/4" Spear Point and 1/4" Skew.

Mfg. No.	Order No.	Desc.	Qty.
D2250	WSKD2250	Micro turning tools	5

## Carving Tool Sets



Professional 12-pc set of Carving Chisels with hand forged high carbon steel blades and ash handles with steel ferrules. Each chisel measures 8-3/4" long overall with 4-7/8" long contoured handles for a comfortable grip. Includes 1/4" Straight Gouge, 7/16" Straight Gouge, 11/16" Straight

Gouge, 1-1/16" Straight Gouge, 11/16" Curved Gouge, 1/2" Long Curved Gouge, 1/4" Straight Chisel, 1/2" Straight Chisel, 13/16" Curved Chisel, 1/2" Skew Bevel Chisel, 1/4" V-Gouge, 5/16" V-Gouge and aluminum carrying case.

Mfg. No.	Order No.	Desc.	Set Qty
D3784	WSKD3784	Professional carving tools	12



## Turning Tool Sets Wood Lathe



Lathe chisel set with sturdy ash handles, brass ferrules, and high speed steel blades. Includes: 15/16" x 17" Parting Tool, 13/16" x 17" Round Nose and 3/8" x 19" Long Bowl Gouge; 1" x 17" Skew, a 5/8" x 22-1/2" Roughing Gouge, and a 3/8" x 19" Spindle Gouge.

Mfg. No.	Order No.	Desc.	Qty.
D2304	WSKD2304	High-speed turning tools	6

## Mini Woodturning Chucks Self-Centering — Reversible



2" diameter, 3-jaw mini lathe chuck is self-centering with reversible jaws. Includes MT #1 and MT #2 arbors and wrenches.

Mfg. No.	Order No.	Desc.
D4103	WSKD4103	Mini woodturning chuck

## Woodturning Jaw Chucks Self Centering



Self-centering style 4-Jaw Chuck has reversible stepped jaws for holding a variety of round or square workpiece sizes. Setup with ease by twisting the knurled adjustment plate on the back of the chuck. Two 4" wrenches are included for final tightening. Fits all wood lathes with 1" x 8 TPI spindles.

Mfg. No.	Order No.	Desc.
D4054	WSKD4054	Woodturning Chuck



## Center Finders Wood Lathe



Conveniently determine the center of round or square stock for lathe turning. One side locates a diagonal line on square stock up to 8" x 8" and the other side locates a diagonal line on round stock up to 4-1/2" in diameter. Marking two opposite diagonal lines determines the center point.

Mfg. No.	Order No.	Desc.
D3098	WSKD3098	Wood lathe center finder



## Bench Grinders Heavy Duty — 8"



115V motor. Enclosed, pre-lubricated ball bearings. Heavy duty guarded toggle switch. Rubber mounts prevent movement. Cast iron wheel guards and dust vents. One-piece quick adjusting spark guards. Large eye shields and adjustable tool rests. Fine and coarse vitrified grinding wheels included.

Mfg. No.	Order No.	HP	RPM	Wheel Grit	Shaft Dia. In.
577102	JET577102	1	3450	36/60	5/8

## Bench Grinders Slows Speed — 8"



Includes two high quality wheels, (one) 80 grit 3X Blue Ceramic Alumina K Grade for coarse grinding, and (one) 100 grit White Aluminum Oxide for finish grinding, also oversized tool rests with integrated angle indicator and a tool rest reference lines to simplify tool alignment. Slow speed, 1725 rpm, is optimal for sharpening common tool steels

Mfg. No.	Order No.	HP	RPM	Wheel Grit	Shaft Dia. In.
726100	JET726100	1/2	1,725	80/100	5/8



## Bench Grinders 8"



Rugged cast-iron base and motor housing. Precision-machined aluminum tool rests plus rear exhaust ports in wheel guards. Includes: 36-grit wheel, 60-grit wheel, eye shields, spark deflectors, tool rests and adjusting wrench.

Mfg. No.	Order No.	RPM	HP
DW758	DWTDW758	3600	3/4

## Bench Grinders 6"



4A, 5/8 HP, heavy duty grinder features industrial cast iron base with precision machined aluminum tool rests to allow accurately positioned work. Includes rear exhaust ports in wheel guards for smoother operation. 12-1/2" distance between wheels for longer and larger grinding applications.

Mfg. No.	Order No.	RPM	Wheel Dia. In.
DW756	DWTDW756	3,450	6



## Bench Grinders 6"



115V, fast starting and cool running for all day performance. Ideal for sharpening and light industrial work. Includes adjustable safety shields and tool rest.

Mfg. No.	Order No.	HP	RPM	Wheel Grit
M1051	WSKM1051	1/3	3450	30 & 60



## Bench Grinders 6" Variable Speed



1/3 HP variable-speed induction motor, dual 6" aluminum-oxide grinding wheels. 1/2" Grinding wheel bore. Dual eye safety shields. Dual adjustable aluminum work rests.

Mfg. No.	Order No.	RPM	Wheel Dia. In.
W1839	WSKW1839	4450	6

## Bench Grinders 8" Variable Speed



3/4 HP Variable-Speed Induction Motor, Dual 8" Aluminum-Oxide Grinding Wheels. 5/8" Grinding Wheel Bore. 3600 RPM Grinding Wheel Speed. Dual Eye Safety Shields.

Mfg. No.	Order No.	Desc.
W1840	WSKW1840	LED LIGHT



## Dressers Grinding Wheel



Designed for use on medium and coarse wheels up to 10" diameter, 2" face. For fast dressing where accurate finish is not needed. Star shaped teeth quickly remove load and worn grain and present a new and fast cutting surface on wheel.

Mfg. No.	Order No.	For Wheel Dia. Up To	Face Width In.	Wt. Lbs.
11210	DES11210	10"	2	2



## Cutters Replacement



Replacement cutter for wheel dresser.

Mfg. No.	Order No.	Arbor Size In.	Dia. In.	Face Width In.
11220	DES11220	1/4	1-1/4	.426



## Bench Grinder Stands Pedestal



Bench Grinder stand frees up valuable bench top space. Allows full mobility around grinder or buffer for more efficient grinding of large or long items. Stand has a triangular base with round column and adjustable rubber feet.

Mfg. No.	Order No.	Mounting Surface In. L x W	Ht. In.
D3303	WSKD3303	11 x 10	39



## Bench & Pedestal Wheels Gemini®



NTN88235

Aluminum oxide. For deburring, sharpening, shaping and other metal applications. Gray.

Mfg. No.	Order No.	Dim. In. Dia. x W	Hole Size In.	Max. RPM
<b>Fine Grit</b>				
7660788235	NTN88235	6 x 3/4	1	4140
7660788250	NTN88250	6 x 1	1	4140
7660788280	NTN88280	8 x 1	1	3100
<b>Medium Grit</b>				
7660788240	NTN88240	6 x 3/4	1	4140
7660788255	NTN88255	6 x 1	1	4140
7660788285	NTN88285	8 x 1	1	3600
<b>Coarse Grit</b>				
7660788245	NTN88245	6 x 3/4	1	4140
7660788260	NTN88260	6 x 1	1	4140
7660788286	NTN88286	8 x 1	1	3600



## Wire Wheel Brushes Economy



For removing light scale, dirt, rust, corrosion and burrs on non-ductile material. Standard face.

Mfg. No.	Order No.	Wheel Dia. In.	Wire Dia. In.	Trim Lgth. In.	RPM
<b>5/8" Arbor Hole</b>					
81422P	ADV81422P	6	.008	1-1/8	8000
81427P	ADV81427P	8	.014	2-1/8	6000



## Wire Wheel Brushes EHD®



Knotted wheel design. For removing weld spatter removal, blending tool marks, cleaning and deburring. .016" wire diameter.

Mfg. No.	Order No.	Dia. In.	Wire Lgth. In.	Trim Lgth. In.	RPM
81667P	ADV81667P	6	1-1/4	1-5/8	9000

## Wire Wheel Brushes CORST™ — Heavy-Duty



For edge blending and deburring gears, removing scale, flash and oxides. Fine scratch pattern. High carbon steel filament density for long life. May be used in combination with brushes of any width. .014" diameter wire.

Mfg. No.	Order No.	Dia. In.	Trim Lgth. In.	Arbor Hole Sz. In.	RPM
81478P	ADV81478P	8	1-1/4	3/4	4500



## Angle Grinders 4-1/2"



Concrete contractors, vehicle fabricators and other professionals who need a compact grinder. Two-position side handle.

Mfg. No.	Order No.	Amps	RPM
1375A-2K	BSH1375A2K	6	11,000





## Angle Grinders 5"



Refined design to minimize user fatigue. AC/DC switch for use with alternative power source. Labyrinth construction seals and protects motor and bearings from dust and debris. Externally accessible brushes. Ideal for welders, fabricators, masons, maintenance/repair, etc. TOOL ONLY.

Mfg. No.	Order No.	Amps	RPM
GA5010Z	MAKGA5010Z	10.5	11,000

## Angle Grinders 4-1/2"



Powerful 7.5 amp motor for high output power. Small diameter barrel grip for added comfort. Labyrinth construction seals and protects motor and bearings from debris. Lock-on/off feature for continuous operation. AC/DC switch for use with alternative power source. Protective varnish seals armature from dust and debris. Extra large paddle switch for comfortable operation. Thicker coil wires are wound closely to reduce heat and energy loss. All-ball bearing design and metal gear housing.

Mfg. No.	Order No.	Amps	RPM
9557PB	MAK9557PB	7.5	10,000



## Angle Grinders Small — 4-1/2"



Motor designed for fast material removal and overload protection. One-Touch™ guard eliminates the need to adjust the guard location. Quick-Change™ wheel release allows tool free wheel removal without the need for a wrench. 2-position removable side handle and slim, ergonomic body design provide comfort and control in extended use applications.

Mfg. No.	Order No.	Amps	Max Watts	HP	RPM
DWE4011	DWTDWE4011	7	850	1.14	12,000



## Angle Grinders Small — 4-1/2"



11 Amp AC/DC 11,000 rpm motor provides the best power to weight/size ratio available. Dust Ejection System™ provides durability by ejecting damaging dust and debris particles that enter the tool. Oversized brushes provide 2X brush life over previous model (D28402). Large spiral bevel gear provides long transmission life. One-Touch™.

Mfg. No.	Order No.	Amps	RPM
DWE402	DWTDWE402	11	11,000



## Angle Grinders 4-1/2"



Cast metal gear case increases durability. Features tool-free change guard, spindle lock for single wrench wheel changes and slide switch with lock-on. 3-position side handle allows greater control in multiple positions. Includes side handle, grinding wheel, wrench and wheel guard. 5/8"-11 arbor.

Mfg. No.	Order No.	Amps	RPM	Wheel Dia. In.
PC60TAG	PRTPC60TAG	6	11,000	4-1/2



## Angle Grinders 4-1/2"



MIL6147-31



MIL6121-30

**MIL6147-31:** Features tool-free accessory change out and adjustable guard. 5/8"-11 spindle thread. Paddle, no-lock switch type. Includes Type 27 guard, side handle, spanner wrench, and flanges.

**MIL6121-30-Rat Tail:** Electronic clutch to extend tool life and prevent bind-up, tool-free accessory change and adjustable guard. Advanced airflow system to maximize airflow and reduce debris ingress. Trigger grip, lock-on handle provides better control, reach and leverage. 5/8"-11 spindle thread. 15.6" tool length. Includes type 27 guard, side handle spanner wrench and flanges.

Mfg. No.	Order No.	Amps	Volts	RPM
6147-31	MIL6147-31	11	115	11000
6121-30	MIL6121-30	11	115	11000



## Angle Grinders 4-1/2" Non-Locking



Suitable for AC/DC operation. Tool-free adjustable guard with 7 locking positions. Gear housing can be rotated at 90° steps. Auto-stop carbon brushes to protect the motor.

Mfg. No.	Order No.	Amps
600380420	METWP9-115	8.5





## Grinders 5"/6" — Trigger Grip



Features quick-change wheels, dust extraction, trigger lock-on and 5/8"-11 locking spindle. Measures 15" L.

Mfg. No.	Order No.	Amps AC/DC	Max. Watts	HP	RPM
D28065	DWTD28065	13	1700	2.3	9000

## Angle Grinders 5" — Variable Speed



Features dial speed control for adjusting speed range for specific applications, overload protection and electronic clutch to prevents bind-up. Anti-vibration side handle and soft start for maximum control at start-up. Slide, lock-on switch type. 5/8"-11 spindle thread. Includes Type 27 guard, side handle, spanner wrench, and flanges.

Mfg. No.	Order No.	Amps	Volts	RPM
6117-33	MIL6117-33	13	115	2800 — 11,000

## Cut-Off Grinders 6" — Body Grip



Features quick-change wheels, dust extraction and 5/8"-11 locking spindle. Measures 13" L.

Mfg. No.	Order No.	Amps	Max. Watts	HP	RPM
D28144N	DWTD28144	13	1700	2.3	9000

## Cut-Off Grinders 6" No Lock Paddle



Adjustable from 180 degrees for cutting large materials and closes to 90 degrees for cutting small materials. Narrow width of guard provides better visibility to line of cut compared to standard type 1 guard.

Mfg. No.	Order No.	No load RPM.
DWE46044	DWT46044	9000



## Angle Grinders 6" Non-Locking



Long-life motor produces 50% more torque for quicker material removal, up to 20% higher overload capacity and 30% more protection against dust and debris for longer service life. Electronic Speed Stabilization maintains the speed of the tool for maximum productivity even under heavy operating conditions.

Mfg. No.	Order No.	RPM
600488420	METWEP15	9600



## Angle Grinders 7"/9" — AC/DC



Features debris baffles, external brush doors, soft-grip main handle and tool free, burst resistant guard. 7"/9" wheel diameter with 5/8"-11 spindle thread. Two-wire, 8-ft. cord. Type 27 guard included.

Mfg. No.	Order No.	Amps	HP	RPM
6088-30	MIL6088-30	15	4.2	6000

## Angle Sanders/Grinders 7"/9"



Accepts 7" or 9" discs. Features long life brushes, high output fan, cast aluminum gear housing with recessed spindle lock, two-position side handle and adjustable wheel guard. 120V AC, 13A. 1680W. 5/8"-11 spindle size. Includes 10-ft., two-wire, 16-ga. cord, flange and nylon washer.

Mfg. No.	Order No.	RPM	Disc Dia. In.
6078	MIL6078	0 — 6000	7 or 9



## Angle Grinders 9"



High power motor with overload protection provides higher operating speeds under load. Epoxy coated field and armature provide long service life against abrasion and airborne debris. Low profile gear case for maneuverability in tight spaces. 2-position side handle provides improved ergonomics and brush window allows for quick brush replacement.

Mfg. No.	Order No.	Amps	HP	RPM
DWE4519	DWTDWE4519	15	4	6,500



## Dust Shrouds Universal



Universal surface grinding dust shroud. Quick and easy installation. High density bristles provide maximum dust collection and containment. Clear front clip allows for clear visibility and control.

Mfg. No.	Order No.	Fits Sizes In.
49-40-6100	MIL40-6100	4 - 5
49-40-6105	MIL40-6105	7

## Dust Collectors Fittings & Hoses



Quick attachment from grinder dust shroud to most industrial type vacuums. Dual Swivel Ends: Allows for smooth movement.

Mfg. No.	Order No.	Hose Lgth. In.
49-40-6190	MIL40-6190	18



## Grinder Wheel Guards



MIL12-0345



MIL12-0365



MIL05-0051



MIL34-0035

## Grinder Guards

Mfg. No.	Order No.	Dia. In.	For Wheel No.
49-12-0345	MIL12-0345	9	Type 27
49-12-0365	MIL12-0365	4-1/2	Type 27

## Accessories

Mfg. No.	Order No.	Desc.
49-05-0041	MIL05-0041	Inner flange 1/2"-13
43-34-0036	MIL34-0035	Flange 5/8"-11
49-05-0051	MIL05-0051	Flange nut with 5/8"-11 spindle.



## Angle Grinder Accessories Universal Hex Nut



Recessed back, 5/8" center, Hex nut allows universal fit when attaching accessories, Universal nut allows two 5/8" center saw chain discs to be tandem mounted on a 4-1/2" angle grinder.

Mfg. No.	Order No.	Size In.
13750	ART13750	5/8



## Locknut Wrenches Adjustable



Spindle lock nut wrench for all Skil and most other grinders with 2-hole lock nuts.

Mfg. No.	Order No.	Desc.
99100	SKL99100	Adjustable lock nut wrench



## Spanner Wrenches



For use with 4-1/2" and 5" grinders.

Mfg. No.	Order No.	Size In.
49-96-7205	MIL96-7205	3/4



## Portable Snagging Wheels Cup



**Metal:** For removal of flaws, cracks and parting lines, smoothing weld seams and cleaning castings. Aluminum oxide grain; for use with steel, steel alloys and iron. 5/8"-11 hole size.

**Concrete:** For heavy stock removal and beveling applications on blocks, medium-hard building bricks, paving slabs, concrete roof files and other medium hard materials. 5/8"-11 hole size.

Mfg. No.	Order No.	Dim. In. Dia. x Thick.	Max. RPM
Metal			
6252809598	NTN09598	5/3-3/4 x 2	7260
6252809618	NTN09618	6/4-3/4 x 2	6000
Concrete			
6252809609	NTN09609	6/4-3/4 x 2	6000



## Grinding Wheels



Charger Flex



NorZon Plus



Gemini® Long Life



Norton Masonry

Mfg. No.	Order No.	Dim. In. Dia. x Thick.	Arbor Size
Charger Flex			
6252917052	NTN17052	7 x 1/8	5/8-11
NorZon Plus			
6252843321	NTN43321	4-1/2 x .125	5/8"-11
6252843323	NTN43323	4-1/2 x 1/8	5/8"-11
6252843326	NTN43326	4-1/2 x 1/4	5/8"-11
6252843330	NTN43330	5 X 1/8	5/8"-11
6252843332	NTN43332	5 X 1/4	5/8"-11
6253048897	NTN48897	9 x 1/8	5/8"-11
6253021634	NTN21634	9 x 1/4	5/8"-11
Gemini® Long Life (Steel)			
6252843590	NTN43590	4-1/2 x 1/8	5/8"-11
6252843593	NTN43593	4-1/2 x 1/4	5/8"-11
6252940148	NTN40148	7 x 1/4	5/8"-11
6253048983	NTN48983	9 x 1/8	5/8"-11
6253049104	NTN49104	9 x 1/4	5/8"-11
Gemini® Long Life Saucer Wheel			
6253049106	NTN49106	9 x 1/4	5/8"-11
Gemini® Long Life (Aluminum)			
6252842031	NTN42031	4-1/2 x 1/4	5/8"-11
6252940514	NTN40514	7 x 1/4	5/8"-11
Norton Masonry			
6252843599	NTN43599	4-1/2 x 1/4	5/8"-11







## Grinding Wheels Crushed Carbide



4 1/2" diameter x 7/8" center (125mm x 22mm), Powered by most standard 4 1/2" - 5" (115mm-125mm) angle grinders, Round edge, For use on wood, soapstone, fiberglass, plastic, solid rubber, foam core, polyurethane, silicone and composite materials.

Mfg. No.	Order No.	Dia. In.
11024	ART11024	4-1/2

## Carving Wheels Lancelot



Turn your grinder into a versatile saw chain cutter. Gives a smooth cut in any direction. Great for major wood removal and freehand shaping in sculpting or carving. Great for cutting floor/wall openings, remodeling, notching and grooving. Fits most 4-inch and 4-1/2-inch angle grinders. Teeth are easily sharpened with 5/32-inch round file.

Mfg. No.	Order No.	Arbor Sz. In.	Teeth
45814	ART45814	5/8	14
45882	ART45822	5/8	22



## Cut-Off Wheels Metal Slicer Plus



Specially engineered with coated aluminum oxide. Cuts in steels, stainless steels, heavy rebar, harder metals, heavy wall pipe and angle iron.

Mfg. No.	Order No.	ARBOR SIZE.
655997000	MET30018	7/8
655998000	MET30020	7/8



SAINT-GOBAIN

## Grinding Wheels Raised Hub



Gemini® Raised Hub (Steel)



Gemini® Raised Hub (Aluminum)

Mfg. No.	Order No.	Dim. In. Dia. x Thick.	Hole Size In.
<b>Steel</b>			
6252842017	NTN42017	4 x 1/8	5/8
6252842019	NTN42019	4 x 1/4	5/8
6252843591	NTN43591	4-1/2 x 1/8	7/8
6252843594	NTN43594	4-1/2 x 1/4	7/8
<b>Aluminum</b>			
6252842034	NTN42034	4-1/2 x 1/4	7/8



## Cut-Off Wheels Metal Cutting



Thin wheel design for fast burr free cutting. Proprietary aluminum oxide grain combination for aggressive cutting action.

Mfg. No.	Order No.	Dia. In.	Thick. In.	Arbor Size
DW8424H	DWT09816	4-1/2	.045	5/8"-11
DW8425H	DWT09817	5	.045	5/8"-11



SAINT-GOBAIN

## Cut-Off Wheels Gemini®



Small Diameter



Right Cut

Reinforced design for cutting hard materials. Maximum 25,465 RPM.

Mfg. No.	Order No.	Dim. In. Dia. x Thick.	Hole Size In.
<b>Small Diameters</b>			
6243510628	NTN10628	3 x .035	3/8
6243510647	NTN10647	3 x 1/16	3/8
6243510651	NTN10651	3 x 1/8	3/8
6243510630	NTN10630	4 x .035	3/8
6243510655	NTN10655	4 x 1/16	3/8
<b>Right Cut - For Right Angle Grinders</b>			
6243527956	NTN27956	4 x 3/64	5/8
6252823602	NTN23602	4-1/2 x 3/64	7/8
6252823603	NTN23603	5 x 3/64	7/8
7660702757	NTN02757	6 x .040	7/8

## Arbor Adapters Left-Hand Threaded



Two-piece design. Holds up to 1/4" thick cut-off wheel. Black oxide finish.

Mfg. No.	Order No.	Shank Lgth. In.	Arbor Dia. In.
3814ARB/041010	NTN3814ARB	1-1/4	3/8



## Cut-Off Wheels Reinforced



For deburring, cleaning, slotting and cutting all types of metal and masonry. 7" diameter, 1/8" width. 8730 max. RPM.

Mfg. No.	Order No.	Dim. In. Dia. x W	Desc.
7660789097	NTN89097	7 x 1/8	Aluminum oxide
7660789088	NTN89088	7 x 1/8	Silicon carbide

## Cut-Off Wheels



For use on right angle grinders. Depressed center wheels can also be used for cut-off, notching and blending applications. 5/8" Arbor.

Mfg. No.	Order No.	Dim. In. Dia. x Thick.
6252830587	NTN30587	6 x .045
6252841939	NTN41939	5 x .045
6252842025	NTN42025	4-1/2 x .045



For use on all ferrous materials, masonry and concrete. Max. 14,000 RPM. A46 grit.

Mfg. No.	Order No.	Dia. In.	Arbor Size In.	Thick. In.
724107-5-10	MAK7241075	4	5/8	5/64



## Flap Discs R822



NTN19272



NTN19288

Mfg. No.	Order No.	Size In.	Grit	Max. RPM
6261119272	NTN19272	5 x 7/8	120	12,000
6261119276	NTN19276	5 x 7/8	36	12,000
6261119274	NTN19274	5 x 7/8	60	12,000
6261119273	NTN19273	5 x 7/8	80	12,000
6261121291	NTN21291	4-1/2 x 5/8-11	24	13,000
6261121290	NTN21290	4-1/2 x 5/8-11	36	13,000
6261121288	NTN21288	4-1/2 x 5/8-11	60	13,000
6261121287	NTN21287	4-1/2 x 5/8-11	80	13,000
6261121286	NTN21286	4-1/2 x 5/8-11	120	13,000
6261119288	NTN19288	7 x 5/8-11	36	8600
6261119286	NTN19286	7 x 5/8-11	60	8600
6261119285	NTN19285	7 x 5/8-11	80	8600



## Flap Discs R884P



High performance zirconia alumina abrasive provides maximum cut rate and life. Layered polyester flaps wear away evenly, producing a high quality and consistent finish. Comes with a quick change hub.

Mfg. No.	Order No.	Grit	Size In.
7696090165	NTN90165	36	2
7696090167	NTN90167	60	2
7696090169	NTN90169	120	2
7696090170	NTN90170	36	3
7696090172	NTN90172	60	3
7696090174	NTN90174	120	3



## Flap Discs Zirconia



4-1/2" diameter, 7/8" arbor. Backing automatically wears down with cloth to allow full use of material increasing life up to 50% more than other flap discs. Premium zirconia cloth provides aggressive grinding action.

Mfg. No.	Order No.	Grit
DW8210H	DWT09828	40
DW821H	DWT09829	60
DW8212H	DWT09830	80
DW8213H	DWT09831	120



## Rapid Strip Discs Bear-TEX



Extra coarse grade. Open web construction that is thick and durable. Will not rust. For metal, masonry, and wood surface prep.

Mfg. No.	Order No.	Size In.
6261009649	NTN09649	4-1/2 x 7/8

## Back-Up Pads AVOS



For portable right-angle grinders. Allows operator to see surface while grinding, for superior finishes in less time. Speed-Loc design for 5/8"-11 threaded mounts.

Mfg. No.	Order No.	Size In.	RPM	Arbor Size
3642502985	NTN02985	4-1/2	13,000	5/8"-11

## Abrasive Discs AVOS



Features Speed-Lok toolless mounting system for quick changes. Self-sharpening zirconia aluminum.

Mfg. No.	Order No.	Size In.	Grit
6261129719	NTN29719	4-1/2	36
6261129721	NTN29721	4-1/2	60
6261129722	NTN29722	4-1/2	80



## Abrasive Discs Blue — Holey Galahad



Made of durable Tungsten Carbide, Discs can be used on both their face and edge surfaces. Made of durable Tungsten Carbide they produce no heat build-up. Fits most 4-1/2" angle grinders with our recessed universal nut. Discs are 4" in diameter and feature patented structured tungsten carbide teeth bonded to steel discs over the total cutting surface.

Mfg. No.	Order No.	Size In.	Grit
47851	ART47851	4-1/2	90

## BOSCH Backing Pads



For use with most angle grinders. 5/8"-11 arbor thread. Includes nut.

Mfg. No.	Order No.	Dia. In.	RPM
MG0450	BSHMG0450	4-1/2	12,500
MG0500	BSHMG0500	5	12,500
BP900	BSHBP900	9	12,500
BP700	BSHBP700	7	12,500

## BOSCH Backing Pad Nuts BP700/BP900




Bosch reinforced screwdriver bits are designed to handle tough torque applications. Made of the highest quality S2 tool steel for durability

Mfg. No.	Order No.	Desc.
MG0580	BSHMG0580	



## Fiber Discs



Bluefire™ Zirconia

Gemini® Metalite

General purpose aluminum oxide abrasive.

Mfg. No.	Order No.	Size In.	Grit
<b>Bluefire™ Zirconia</b>			
6261138456	NTN38456	4-1/2 x 7/8	36
6623353316	NTN53316	4-1/2 x 7/8	36
6623353318	NTN53318	4-1/2 x 7/8	50
6623353320	NTN53320	4-1/2 x 7/8	80
6261138593	NTN38593	7 x 7/8	36
<b>Gemini® Metalite</b>			
6623395006	NTN95006	4 x 5/8	120
6623395002	NTN95002	4 x 5/8	50
6623395001	NTN95001	4 x 5/8	36
6623395000	NTN95000	4 x 5/8	24
6623395013	NTN95013	4-1/2 x 7/8	120
6623395011	NTN95011	4-1/2 x 7/8	80
6623395010	NTN95010	4-1/2 x 7/8	60
6623395009	NTN95009	4-1/2 x 7/8	50
6623395008	NTN95008	4-1/2 x 7/8	36
6623395007	NTN95007	4-1/2 x 7/8	24
6623395022	NTN95022	5 x 7/8	120
6623395020	NTN95020	5 x 7/8	80
6623395019	NTN95019	5 x 7/8	60
6623395018	NTN95018	5 x 7/8	50
6623395017	NTN95017	5 x 7/8	36
6623395016	NTN95016	5 x 7/8	24
6623395035	NTN95035	7 x 7/8	120
6623395033	NTN95033	7 x 7/8	80
6623395031	NTN95031	7 x 7/8	50
6623395030	NTN95030	7 x 7/8	36
6623395029	NTN95029	7 x 7/8	24
5539510693	NTN10693	7 x 7/8	16
6623395042	NTN95042	9-1/8 x 7/8	120
6623395040	NTN95040	9-1/8 x 7/8	80
6623395038	NTN95038	9-1/8 x 7/8	50
6623395037	NTN95037	9-1/8 x 7/8	36
6623395036	NTN95036	9-1/8 x 7/8	24





## Sanding Drums General Purpose



For finishing, grinding, sanding and polishing of flat surfaces, corners, curves or irregular shapes. All drums have 1/4" shank except 1/2" x 1/2" size which has 1/8" shank. Includes drum sizes 1/2" x 1/2", 3/4" x 1", 1" x 1", 1-1/2" x 1-1/2" and 2" x 1-1/2" and 120 and 50 grit sanding sleeves for each size.

Mfg. No.	Order No.	Desc.
DRUM KIT SDK-1	CLSSDK15	Sanding drum kit

## Sanding Drums



For mounting abrasive sanding sleeves. Sleeves are secured in place by controlled expansion of the solid rubber drum spindle. Rubber provides cushion backing for a smooth, even finish.

Mfg. No.	Order No.	Drum Dim. In. x L	Shank Dia.
SD-008008-04NL	CLSD808B	1/2 x 1/2	1/4
SD-008024-04NL	CLSD824B	1/2 x 1-1/2	1/4
SD-012016-04NL	CLSD1216B	3/4 x 1	1/4
SD-012024-04NL	CLSD1224B	3/4 x 1-1/2	1/4
SD-016016-04NL	CLSD1616B	1 x 1	1/4
SD-016024-04NL	CLSD1624B	1 x 1-1/2	1/4
SD-024024-04NL	CLSD2424B	1-1/2 x 1-1/2	1/4
SD-032024-04NL	CLSD3224B	2 x 1-1/2	1/4



## Sanding Sleeves



Spiral coated-abrasive bands with resin-bond aluminum oxide and hard cloth back. Use with solid rubber drums for sanding and polishing curves, corners, flat and irregular surfaces of all types of material.

Mfg. No.	Order No.	Dim. In. Dia. x W	Grit
SS-008008-050A6	CLS8086C	1/2 x 1/2	50
SS-008008-080A6	CLS8086M	1/2 x 1/2	80
SS-008008-120A6	CLS8086F	1/2 x 1/2	120
SS-008024-050A6	CLS8246C	1/2 x 1-1/2	50
SS-008024-080A6	CLS8246M	1/2 x 1-1/2	80
SS-008024-120A6	CLS8246F	1/2 x 1-1/2	120
SS-012016-050A6	CLS12166C	3/4 x 1	50
SS-012016-080A6	CLS12166M	3/4 x 1	80
SS-012016-120A6	CLS12166F	3/4 x 1	120
SS-012024-050A6	CLS12246C	3/4 x 1-1/2	50
SS-012024-080A6	CLS12246M	3/4 x 1-1/2	80
SS-012024-120A6	CLS12246F	3/4 x 1-1/2	120
SS-016016-050A6	CLS16166C	1 x 1	50
SS-016016-080A6	CLS16166M	1 x 1	80
SS-016016-120A6	CLS16166F	1 x 1	120
SS-016024-050A6	CLS16246C	1 x 1-1/2	50
SS-016024-080A6	CLS16246M	1 x 1-1/2	80
SS-016024-120A6	CLS16246F	1 x 1-1/2	120
SS-024024-050A6	CLS24246C	1-1/2 x 1-1/2	50
SS-024024-080A6	CLS24246M	1-1/2 x 1-1/2	80
SS-024024-120A6	CLS24246F	1-1/2 x 1-1/2	120
SS-032024-050A6	CLS32246C	2 x 1-1/2	50
SS-032024-080A6	CLS32246M	2 x 1-1/2	80
SS-032024-120A6	CLS32246F	2 x 1-1/2	120



## Polishers 7"/9" — Variable Speed



5/8"-11 spindle thread. Used with 7" or 9" wheels. Features all bearing construction and variable speed dial. Variable speed trigger allows users to control speed from zero to dialed maximum setting. Wool ingestion shields and non mar rubber gear case cover. Includes hook and loop backing pad, both bale and straight side handle.

Mfg. No.	Order No.	Amps	Max. Watts	RPM
DWP849X	DWTDWP849X	12	1250	0 - 6000 - 3500



## Random Orbit Polishers 6" Variable Speed



Provides random, swirl-free polishing action. 100% ball bearing construction with spiral/bevel gears. Includes polishing pad, wrench, side handle and manual. UL listed, OSHA compliant.

Mfg. No.	Order No.	Volts	OPM	Pad Dia. In.
7424XP	PRT7424XP	120	2500 - 6000	6



## 10" — Random Orbital Buffers Polisher/Buffer



Random orbital action reduces risk of paint burn through. Polish cars, boats, granite counter tops and more. Oval palm grip for better control. Lightweight, compact design.

Mfg. No.	Order No.	Volts	RPM
W50054	WIM50054	120	3,000





## Polishing Compounds



MIB69752



MIB69760

Mfg. No.	Order No.	Desc.
69752	MIB69752	Heavy cleaning
69760	MIB69760	Regular cleaning hard metals
69779	MIB69779	Regular cleaning soft metals
69787	MIB69787	Regular cleaning precious metals
69795	MIB69795	Light polishing
69809	MIB69809	High gloss polishing

## Buffing Pads 1/2" Arbor



For cleaning and polishing. Cotton construction. **MIB69531 and MIB69558:** Additional stitching for extra support.

Mfg. No.	Order No.	Size In.
	Firm	
69531	MIB69531	4
69558	MIB69558	6
	Medium	
69566	MIB69566	4
69574	MIB69574	6



## Polishing Pads



For automotive and marine finishing, these synthetic fiber / lambswool finishing bonnets are perfectly balanced to minimize vibration and flutter. Attach to backer pad with drawstring For use on random orbit sanders.

Mfg. No.	Order No.	Dia. In.
16990	VEA16989	5



## BOSCH

## Sponge Applicator Pads



For applying polish or compound to work surfaces. For use on random orbit sanders. Attaches only to sanders that have hook-&-loop pads

Mfg. No.	Order No.	Dia. In.
RS013	BSHRS013	5

## Buffing Pads



Wool buffing pad for polishing metal, plexi-glass, fiberglass, and other smooth surfaces. For random orbit sanders.

Mfg. No.	Order No.	Dia. In.
RS014	BSHRS014	5



## Polishing Bonnets 5"



70% Poly/30% Wool, Made in US. Synthetic fiber and wool polishing bonnet.

Mfg. No.	Order No.	Desc.
16989	VEA16989	Wool



## Buffing Pads Drill Mount



Constructed of 100% wool. 1/4" Shank.

Mfg. No.	Order No.	Arbor Size In.	Dia. In.	Thick. In.
95-160	SPM95160	1/4	6	1

## Polishing Pads Heavy-Duty



For clear coat finishes. Foam construction with velcro attachment.

Mfg. No.	Order No.	Dia. In.	Thick. In.
95-085	SPM95085	8	1.25



## Buffing Pads Compounding



For use with 7" back-up pad. Wool construction with bolt-on attachment.

Mfg. No.	Order No.	Dia. In.	Thick. In.
95-700	SPM95700	7	1.5

## Buffing Pads Compounding



Features velcro attachment.

Mfg. No.	Order No.	Type	Dia. In.	Thick. In.
95-799	SPM95799	Wool	7	1.5
95-585	SPM95585	Foam	8	1.25

## Polishing Pads Compounding



Foam construction with DA attachment.

Mfg. No.	Order No.	Dia. In.	Thick. In.
95-970	SPM95970	6	1.5



## Hook Backing Plates



For use with velcro backed pads. Includes pad centering tool.

Mfg. No.	Order No.	Dia. In.	Thread Size In.
95-400	SPM95400	6-1/4	5/8 x 11

## Polishing Pads Microfiber



Safe for clear coat finishes. Apply and remove wax or use for dry polishing and buffing. Washable and reusable. Heavy duty elastic band keeps bonnet securely in place. Microfiber.

Mfg. No.	Order No.	Dia. In.
95-713	SPM95713	9/10



## Surface Conditioning Disc Pads Scotch-Brite™



Connects to any power tool; holds discs securely.

Mfg. No.	Order No.	Dia. In.
07494	MMM07494	2
07493	MMM07493	3
07492	MMM07492	4




## Disc Pad Holders Hook & Loop — Scotch-Brite™



Features 5/8"-11 internal thread pattern.

Mfg. No.	Order No.	Dia. In.	Max. RPM
14111	MMM14111	4-1/2	13,000
05680	MMM05680	5	10,000
05682	MMM05682	6	10,000
09450	MMM09450	7	6000

## Surface Conditioning Discs Scotch-Brite™



For use on right angle, orbital and dual-action power hand tools.

Mfg. No.	Order No.	Dia. In.	Grit
07508	MMM07508	2	Very fine
07457	MMM07457	2	Medium
07453	MMM07453	2	Coarse
07506	MMM07506	3	Very fine
07456	MMM07456	3	Medium
07455	MMM07455	3	Coarse
07504	MMM07504	4	Very fine







## Surface Conditioning Discs Scotch-Brite™



Non-woven abrasive pad for cleaning, finishing, blending and deburring. Mounts to hook and loop pads. Aluminum oxide abrasive.

Mfg. No.	Order No.	Dia. In.	RPM	Grit	Color
07450	MMM07450	4	13,000	Coarse	Brown
07451	MMM07451	4	13,000	Medium	Maroon
14101	MMM14101	4-1/2	13,000	Coarse	Brown
14100	MMM14100	4-1/2	13,000	Medium	Maroon
14099	MMM14099	4-1/2	13,000	Very fine	Blue
00750	MMM0750	5	10,000	Coarse	Brown
00643	MMM0643	5	10,000	Medium	Maroon
04303	MMM4303	5	10,000	Very fine	Blue
03927	MMM03927	6	8000	Coarse	Brown
03928	MMM03928	6	8000	Medium	Maroon
04304	MMM04304	6	8000	Very fine	Blue
00751	MMM00751	7	6000	Coarse	Brown
00645	MMM00645	7	6000	Medium	Maroon
04305	MMM04305	7	6000	Very fine	Blue

## Disc Pad Assemblies Roloc™




1/4"-20 internal thread for mounting directly to tools with threaded shafts. Includes backing pad, shank and adapter.

Mfg. No.	Order No.	Dia. In.
05539	MMM05539	2
05540	MMM05540	3
05541	MMM05541	4



## Surface Conditioning Discs Scotch-Brite™ Roloc™



For use in cleaning and finishing metals and removal of light rust, oxides and coatings.

Mfg. No.	Order No.	Dia. In.	Grit
07515	MMM07515	2	Very fine
07481	MMM07481	2	Medium
07480	MMM07480	2	Coarse
07513	MMM07513	3	Very fine
07486	MMM07486	3	Medium
07485	MMM07485	3	Coarse
07511	MMM07511	4	Very fine
07483	MMM07483	4	Medium
07482	MMM07482	4	Coarse

## Abrasive Discs Cloth — Roloc™



For use in metalworking and woodworking applications. Features aluminum oxide abrasive bonded to water-resistant XF weight polyester cloth backing. Can be used wet or dry.

Mfg. No.	Order No.	Grit	Color
<b>2" Dia.</b>			
22398	MMM22398	36	Brown
22399	MMM22399	50	Green
22401	MMM22401	80	Yellow
22403	MMM22403	120	White
11419	MMM11419	240	Green
<b>3" Dia.</b>			
22393	MMM22393	36	Brown
22394	MMM22394	50	Green
22404	MMM22404	80	Yellow
22406	MMM22406	120	White
11418	MMM11418	240	Green



## Cup Brushes EHD® — Knotted Wire



For heavy duty cleaning with right-angle grinders, sanders and polishers. 5/8"-11 threaded arbor. Carbon steel wire, .014" diameter. Trim length 1-1/2". Max. 7000 RPM.

Mfg. No.	Order No.	Dia. In.
82522P	ADV82522P	4
82545P	ADV82545P	6

## Cup Brushes Knotted Wire — High Speed



For fast, heavy-duty cleaning of metal surfaces. For use on power tools to remove weld scale, paint, burrs, corrosion and to prepare surfaces for painting 3" diameter cup, 3/4" trim length. .020" diameter knotted carbon steel wire. Max. 12,500 RPM.

Mfg. No.	Order No.	Arbor Size
82220P	ADV82220P	5/8-11

## Cup Brushes Crimped Wire



For light and medium duty use on finishing machines to remove burrs and surface contamination from sprockets and gears. Also for use on angle grinders for removal of scale, rust, paint and weld spatter. 5/8"-11 threaded adapter. Wire diameter .020".

Mfg. No.	Order No.	Dia. In.	RPM
<b>External Mounting Nut</b>			
82511P	ADV82511P	4	8000
82515P	ADV82515P	5	7000
<b>Internal Mounting Nut</b>			
82517P	ADV82517P	6	6000
<b>High Speed</b>			
82243P	ADV82243P	12,500	3



## Cup Brushes Stainless Steel Crimped Wire



Stainless steel crimp wire cup brush. Used to remove burrs and surface contamination from gears. 5/8-11" thread size with 7/8" trim length and .014 wire diameter.

Mfg. No.	Order No.	Dia. In.	RPM
82353P	ADV82353P	2-3/4	14,000

## Wire Wheel Brushes High-Speed



Stringer bead knotted wire. .020" diameter wire. 4" diameter wheel, 3/8" face width, 3/4" trim length. Max. 20,000 RPM.

Mfg. No.	Order No.	Arbor Hole Size
	<b>Carbon Steel</b>	
82186P	ADV82186P	5/8"-11
82187P	ADV82187P	1/2"-13
82191P	ADV82191P	M14 x 2.0
	<b>Stainless Steel</b>	
82307P	ADV82307P	5/8"-11

## Wire Wheel Brushes EHD®



Knotted carbon steel wire. 6" wheel diameter, 1-1/4" trim length. 5/8-11 threaded arbor. Max 10,000 RPM.

Mfg. No.	Order No.	Wire Dia. In.	Face Wdth. In.
82488P	ADV82488P	.020	3/16
82478P	ADV82478P	.023	1/2



## Wire Wheel Brushes Crimped — Standard Duty



For use in general surface cleaning. Carbon steel wire, .014" diameter. 4" wheel diameter, 1/2" face width, 11/16" trim length. Max. 12,500 RPM.

Mfg. No.	Order No.	Arbor Size
82195P	ADV82195P	5/8"-11

## End Brushes Knot Wire — Heavy Duty



For use in carbon deposit removal and pipe cleaning. Knotted carbon steel wire, .014" diameter. 1" trim length. Max. 20,000 RPM.

Mfg. No.	Order No.	Brush Dia. In.	Shank Dia. In.
83138P	ADV83138P	1	1/4

## End Brushes Crimped Wire



Removes carbon deposits from cylinder heads, pistons, valve seats and recesses. Carbon steel wire, .010" diameter. 1" trim length. Max. 20,000 RPM.

Mfg. No.	Order No.	Dia. In.
82969	ADV82969	3/4
82974P	ADV82974P	1



## Wire Brushes



Stem mounted power crimped wire bevel brush with concave shape that provides effective side cleaning action and offers high flexibility to follow contours and intricate surface patterns. Use on inside edges, fillets and grooves without scoring bottom areas, especially for light de-burring, scale and rust removal, weld seam cleaning, etc. Crimped wire is more flexible, and leaves a superior surface finish.

Mfg. No.	Order No.	Brush Dia. In.	Shank Dia. In.
82852P	ADV82852P	1-1/2	1/4
82878P	ADV82878P	2	1/4
82863P	ADV82863P	3	1/4



## Wire Cup Brushes



For removing rust, scale and paint. Brass-coated, hardened steel wire. 1/4" shank.

Mfg. No.	Order No.	Dia. In.	Wire Type
16781	VEA16781	1-3/4	Coarse
16782	VEA16782	1-3/4	Fine
16783	VEA16783	2-3/4	Coarse
16784	VEA16784	2-3/4	Fine





## Wire Brushes Rapid Strip



Secured metal strands in a patented, flexible, self-sharpening brush system means no wire splinters and no tearing of edges. Includes mandrel.

Mfg. No.	Order No.	Dia. In.
7660702253	NTN02253	4



## Wire Wheel Brushes



For removing rust, scale and paint on irregular surfaces. Brass-coated hardened steel wire reduces wire breakage and extends the life of the cup. Precision balanced wheel eliminates vibration. 1/4" shank.

Mfg. No.	Order No.	Dia. In.	Wire Type
16787	VEA16787	2	Coarse
16788	VEA16788	2	Fine
16789	VEA16789	2-1/2	Coarse
16790	VEA16790	2-1/2	Fine
16791	VEA16791	3	Coarse
16792	VEA16792	3	Fine
16793	VEA16793	4	Coarse
16794	VEA16794	4	Fine



## Wire Wheel Brushes



For removing rust, scale and paint. Brass-coated, hardened steel wire reduces wire breakage and extends the life of the cup. Precision balanced wheel eliminates vibration. 1/2" or 5/8" knockout arbor for bench grinder use. 6000 max RPM.

Mfg. No.	Order No.	Dia. In.	Wire Type
16797	VEA16797	4	Coarse
16798	VEA16798	4	Fine
16801	VEA16801	6	Coarse
16802	VEA16802	6	Fine



## Wire Wheel Arbors



Adapts wire wheel brushes with 1/2" arbor holes to portable tools and drill presses with 1/4" chucks. Metal construction.

**Note:** Do not use with grinding wheels.

Mfg. No.	Order No.	Desc.
84659	ADV84659	1/2" arbor



## Die Grinders



DWTDWE4887



DWTDW888

AC/DC capacity works off welding machines and generators for increased productivity and versatility. Includes 1/4" collet.

Mfg. No.	Order No.	Amps AC/DC	RPM	OAL In.
DWE4887	DWTDWE4887	4.2	25,000	14.0
DW888	DWTDW888	5	19,000	9.2



## Die Grinders



MIL5194



MIL5196

Features aluminum gear case with nylon motor housings and handles and ball and roller bearings. 120V AC/DC. Includes 1/4" collet; also accepts 1/8" collets (not included). **MIL5194:** For mounted wheels and points up to 1-5/8", reinforced wheels up to 2". Features dynamically balanced armature. **MIL5196:** For mounted wheels and points and reinforced wheels up to 2". Features ball bearing mounted armature, helical cut alloy steel gears and shaft.

Mfg. No.	Order No.	Amps	RPM	Lgth. In.
5194	MIL5194	4.5	21,000	13-1/2
5196	MIL5196	11	14,500	21-1/2



## Die Grinders



High Speed (25,000 RPM) for Maximum Production. 1/4" Collet Capacity, 3/4" Maximum Wheel Size for Small Grinding Applications; Accepts Metal Cutters and Burrs. Double Insulated.

Mfg. No.	Order No.	Amps	Volts	RPM	OAL In.
GDO600	MAKGD0600	3.5	115	25,000	14-1/8



## Bur Sets



Includes Nos. SA-5, SC-3, SD-5, SF-3, SF-5, SG-3 and SL-4 solid carbide, 1/4" steel shank bits. Packaged in oak box.

Mfg. No.	Order No.	Desc.
BK-8/00098	SGS00098	8-Pc. set





## Carbide Burs Cylinder Shape



Solid carbide. Radius end.

Mfg. No.	Order No.	Shank Dia. In.	Lgth. In.
SC-5L6/16378	SGS16378	1/4 1/2	1

## Burs Cylinder Shape



Solid carbide.

Mfg. No.	Order No.	Shank Dia. In.	Lgth. In.
SA-1/10003	SGS10003	1/4 1/4	5/8
SA-3/10078	SGS10078	1/4 3/8	3/4
SA-5/10178	SGS10178	1/4 1/2	1

## Burs Cylinder Shape



Solid carbide construction. End cut design.

Mfg. No.	Order No.	Shank Dia. In.	Lgth. In.
SB-1/10853	SGS10853	1/4 1/4	5/8
SB-3/10928	SGS10928	1/4 3/8	3/4
SB-5/11028	SGS11028	1/4 1/2	1

## Burs Cylinder Shape — Radius End



Solid carbide.

Mfg. No.	Order No.	Shank Dia. In.	Lgth. In.
SC-1/11703	SGS11703	1/4 1/4	5/8
SC-3/11778	SGS11778	1/4 3/8	3/4
SC-5/11878	SGS11878	1/4 1/2	1

## Burs Ball Shape



Solid carbide.

Mfg. No.	Order No.	Shank Dia. In.	Lgth. In.
SD-1/12453	SGS12453	1/4 1/4	7/32
SD-5/12553	SGS12553	1/4 1/2	7/16



## Burs Oval Shape



Solid carbide.

Mfg. No.	Order No.	Shank Dia. In.	Lgth. In.
SE-1/12953	SGS12953	1/4 1/4	3/8
SE-5/13003	SGS13003	1/4 1/2	7/8

## Burs Tree Shape — Radius End



Solid carbide.

Mfg. No.	Order No.	Shank Dia. In.	Lgth. In.
SF-1/13303	SGS13303	1/4 1/4	3/4
SF-3/13328	SGS13328	1/4 3/8	3/4
SF-5/13378	SGS13378	1/4 1/2	1

## Burs Tree Shape — Pointed End



Solid carbide.

Mfg. No.	Order No.	Shank Dia. In.	Lgth. In.
SG-1/13853	SGS13853	1/4 1/4	5/8
SG-3/13903	SGS13903	1/4 3/8	3/4
SG-5/13928	SGS13928	1/4 1/2	1

## Burs Tapered — Radius End



Solid carbide. 14° taper angle.

Mfg. No.	Order No.	Shank Dia. In.	Lgth. In.
SL-1/15178	SGS15178	1/4 1/4	5/8
SL-3/15228	SGS15228	1/4 3/8	1-1/16
SL-4/15253	SGS15253	1/4 1/2	1-1/8

## Burs Cone Shape



Solid carbide.

Mfg. No.	Order No.	Shank Dia. In.	Lgth. In.
SM-3/15553	SGS15553	1/4 1/4	1
SM-4/15578	SGS15578	1/4 3/8	5/8
SM-5/15603	SGS15603	1/4 1/2	7/8



## Cylinder-Shape Burs Solid Carbide



For cutting nonferrous materials.

Mfg. No.	Order No.	Shank Dia. In.	Lgth. In.
SA-3NF/19002	SGS19002	1/4 3/8	3/4
SA-5NF/19004	SGS19004	1/4 1/2	1

## Cylinder-Shape Burs Radius End



For cutting nonferrous materials. Solid carbide construction.

Mfg. No.	Order No.	Shank Dia. In.	Lgth. In.
SC-1NF/19024	SGS19024	1/4 1/4	3/4
SC-3NF/19026	SGS19026	1/4 3/8	3/4

## Tree-Shape Burs Radius End



For cutting nonferrous materials. Solid carbide construction.

Mfg. No.	Order No.	Shank Dia. In.	Lgth. In.
SF-3NF/19060	SGS19060	1/4 3/8	3/4
SF-5NF/19062	SGS19062	1/4 1/2	1



## Burs Spherical



Versatile Carbide Abrasive Sphere Burr fit flex shafts, mini die grinders and air grinders. Sphere Burr with 1/4" shank x 1" diameter.

Mfg. No.	Order No.	Shank Dia. In.	Shank Dia. In.
11007	ART11007	1/4	1



## Burr Flame



Carbide Abrasive Flame-Shaped Burr fits flex shafts, mini die grinders and air grinders.

Mfg. No.	Order No.	Desc.
11006	ART11006	1/4" SHANK X 1"



## Rotary Files



VEA16671 VEA16672 VEA16677 VEA16678

For cutting, shaping, rasping and filing soft metal. Hardened and tempered alloy steel. 1/4" shank.

Mfg. No.	Order No.	Size In.
16671	VEA16671	1/2 x 7/8
16672	VEA16672	5/8 x 7/8
16677	VEA16677	1/2 x 1
16678	VEA16678	1/2 x 7/8

## Rotary Rasps



VEA16680 VEA16681 VEA16682 VEA16684

For cutting, shaping, rasping and filing wood. Hardened and tempered alloy steel. 1/4" shank.

Mfg. No.	Order No.	Size In.
16680	VEA16680	1/4 x 7/8
16681	VEA16681	5/8 x 1-1/8
16682	VEA16682	5/8 x 1-3/8
16684	VEA16684	5/8 x 1-3/8

## ADVANCE BRUSH Grinding Stones A Series



For grinding dies or castings, weld seam removal and general purpose metal removal applications.

Mfg. No.	Order No.	Dim. In. Dia. x Thick.	RPM*
A3/31021	ADV31021	1 x 2-3/4	16,100
A4/31031	ADV31031	1-1/4 x 1-1/4	30,560
A5/31041	ADV31041	3/4 x 1-1/8	45,000
A11/31061	ADV31061	7/8 x 2	19,860
A12/31071	ADV31071	11/16 x 1-1/4	48,000
A15/31104	ADV31104	1/4 x 1-1/16	72,750
A24/31144	ADV31144	1/4 x 3/4	—

\* Max. safe speed on 1/4" dia. mandrel.

## ADVANCE BRUSH Grinding Stones W Series



For grinding dies or castings, weld seam removal and general purpose metal removal applications.

Mfg. No.	Order No.	Dim. In. Dia. x Thick.	RPM*
W205/33968	ADV33968	3/4 x 1-1/4	28,720
W220/34187	ADV34187	1 x 1	25,500
W222/34217	ADV34217	1 x 2	15,900
W242/34517	ADV34517	2 x 1	11,460

\* Max. safe speed on 1/4" dia. mandrel.

## ENKAY Felt Cones



1/4" shank. For use with all polishing compounds on electric drills and die grinders.

Mfg. No.	Order No.	Head Size In.
153-47C	ENK15347C	1 x 1
153-69C	ENK15369C	3/4 x 1-1/2
153-91C	ENK15391C	3/4 x 1

## ENKAY Tapered Buffs



For polishing metals in combination with polishing compounds.

Mfg. No.	Order No.	Size	Shank Size In.
162-14C	ENK16214	Large	1/4

## Mushroom Buffs



For polishing metals in combination with polishing compounds.

Mfg. No.	Order No.	Size In.	Shank Size In.
162-4PC	ENK16248	4	1/4

## Mushroom Buffs



Fits all standard power drills. Designed to reach hard to reach places. Includes adaptor for S.A.E or metric threads.

Mfg. No.	Order No.	Dim. In. L x W x H
422-3PC	ENK4223PC	12 x 4 x 3



## Flap Wheels Metalite R265



For metal fabrication, blending welds, deburring, cleaning and finishing. Features P-grade aluminum oxide abrasive. Provides uniform stock removal and smooth finish. Shank measures 1-1/4" L x 1/4" dia. 1" face width.

Mfg. No.	Order No.	Grit	Dia. In.	Max. RPM
3642502581	NTN02581	P80	1	30,000
3642502583	NTN02583	P180	1	30,000
3642502600	NTN02600	P60	2	23,000
3642502601	NTN02601	P80	2	23,000
3642502602	NTN02602	P120	2	23,000
3642502620	NTN02620	P60	3	20,000
3642502621	NTN02621	P80	3	20,000
3642502622	NTN02622	P120	3	20,000



## Swivel Head Shears VSR



Designed with 5 Amp, variable-speed all ball-bearing motor and 360° swivel head. 7/32" strip curls out of cutting area for clear line of sight.

Mfg. No.	Order No.	Cap. Ga.	Watts	SPM
DW891	DWTDW891	14	470	0 – 2500

## Shears Attachment



Cuts up to 18GA material including but not limited to: Sheet metal, corrugated sheet metal, duct, asphalt shingles, steel mesh, vinyl siding, wire, plastics, cardboard and rubber. 360 degree swivel head allows for maneuverability when cutting 1/4" hex shank Works with most 18V-20V impact driver and drill tool brands.

Mfg. No.	Order No.	Gadge
DWASHRIR	DWT41374	18



## Electric Shears 18 Gauge




Features 360° swivel head for optimal positioning, variable speed trigger, ergonomic grip and magnesium gear case. 120V AC. 12.3" length. Includes 10-ft. fixed flexible rubber cord and hex wrench.

Mfg. No.	Order No.	Amps	SPM
6852-20	MIL6852-20	6.8	0 – 2500



## Electric Shear Blades 18 gauge



For use with No. 6852-20 electric shears.

Mfg. No.	Order No.	Desc.
48-44-0150	MIL44-0150	Center
48-44-0160	MIL44-0160	Left
48-44-0170	MIL44-0170	Right



## Impact Wrenches



DWTDW292 & DWTDW293



DWTDW294

DWTDW297

**DWTDW292:** 1/2" drive with detent pin. 11-1/4" OAL.  
**DWTDW293:** 1/2" drive with hog ring anvil. 11-1/4" OAL.  
**DWTDW294:** 3/4" drive with detent pin anvil. 11-1/4" OAL.  
**DWTDW297:** 3/4" drive. 13" OAL.

Mfg. No.	Order No.	Amps	RPM	Torque Ft.-Lbs.	BPM
DW292	DWTDW292	7.5	2100	345	2700
DW293	DWTDW293	7.5	2100	345	2700
DW294	DWTDW294	7.5	2100	345	2700
DW297	DWTDW297	10	1600	434	1800



## Impact Wrenches 1/2" and 3/4" Square Drive



Metal gears, transmission housing and ergonomic center grip. 120V AC, 7A. Length 11-5/8".

**MIL9070-20:** Features pin socket retainer (flat end) and forward/reverse rocker switch. Includes 8-ft. two-wire fixed cord.

**MIL9072-22:** Features pin socket retainer (flat end), variable speed switch, trigger speed control switch and reversing lever. Includes six-socket set, 10-ft. two-wire detachable cord, and case.

**MIL9075-20:** Features square drive with friction ring, through hole socket retention and forward/reverse rocker switch. Includes 8-ft. two-wire fixed cord.

Mfg. No.	Order No.	RPM	Anvil Size In.	Torque Ft. Lbs.
9070-20	MIL9070-20	1800	1/2	300
9072-22	MIL9072-22	600-1800	1/2	100-300
9075-20	MIL9075-20	1750	3/4	380



## Router Kits Multi-Base



Features soft start, 12 Amp motor with electronic feedback, on/off switch with auto lock-off for bit changing and router table height adjuster. Fine depth settings to 1/128". Includes fixed base, plunge base, 1/4" and 1/2" collets, collet wrench, case and manual.

Mfg. No.	Order No.	Peak HP	RPM
895PK	PRT895PK	2-1/4	10,000 – 23,000







## Router Kits Combination



Double insulated. Quick clamp system permits toolless conversion from fixed-base to plunge router. Microfine bit depth adjustment. Adjustable right/left switch and cord location. Rated 120V AC, 11A. Collet capacity 3/8", 8 mm, 1/4", 1/2". Fixed-base dia. 6"; plungebase dia. 6-11/16". 8-ft. Cord. Includes motor, plunge and fixed bases, 1/4" and 1/2" S. R. collet chucks, wrenches, toolless template guide adapter, chip shields and carrying case. UL Listed. Meets OSHA requirements.

Mfg. No.	Order No.	Max. HP	RPM
1617EVSPK	BSH1617PK	2	25,000



## Router Kits Combination



Durable aluminum motor housing and base construction with variable speed control. Features 8-slot 1/4" collet for a tighter grip, with large plunge base for added stability. Soft starting motor that easily transitions between fixed and plunge bases. Includes adjustment ring enabling bit depth changes.

Mfg. No.	Order No.	Max. HP	RPM
DWP611PK	DWTDW611PK	1-1/4	16,000-27,000



## Palm Router Kits Electronic — Colt™



Round off deck planks and railings, routing hinge mortises, trimming hard-to-reach corners and scribing backsplashes. Variable-speed operation, micro and macro depth adjustment system, soft start and constant response circuitry for maintaining speed under load. Fixed base, 1/4" self-releasing collet, wrench, straight edge guide, roller guide, offset base with roller guide, tilt base, underscribe plate and case.

Mfg. No.	Order No.	Max. HP	RPM
PR20EVSNK	BSH34235	1	16,000 – 35,000

## Palm Routers Kit



Variable-speed palm-grip router kit; soft-start and quick-lock systems, 5.6 amp motor with 15,000 - 35,000 rpm; depth adjustment system and finger support pockets. Aluminum construction and soft-grip. Includes palm router, drop-forged collet and shaft wrenches, collet, fixed base, straight-edge guide, case.

Mfg. No.	Order No.	HP
PR20EVSNK	BSH34237	1



## Routers Fixed-Base



Double insulated, coarse and microfine bit depth adjustment, variable-speed dial, and Constant Response™ for soft start. Constant speed and overload protection. Collet capacity 3/8", 8mm, 1/4", 1/2". Base diameter 6". Includes 1/4" and 1/2" S. R. collet chucks, wrenches, chip shield and toolless template guide adapter. UL Listed. OSHA approved.

Mfg. No.	Order No.	Peak HP	RPM
1617EVS	BSH1617EVS	2.25	8000 – 25,000



## Routers



Precision machined aluminum motor housing and base. 11 Amp motor, auto-release collet system, dust-sealed switch, sealed ball bearings and lever release height adjustment. Fine depth settings to 1/128". Base, 1/4" and 1/2" collets, collet wrenches and manual. UL listed.

Mfg. No.	Order No.	Peak HP	RPM
690LR	PRT690LR	1.75	27,500

## Routers 5-Speed — SpeedMatic®



Features aluminum motor housing and base, 15 amp five-speed AC motor with soft start, collet system with auto-release, and sealed ball bearings. Operates at 10,000, 13,000, 16,000, 19,000 or 21,000 RPM. Includes base, 1/2" collet, collet wrench and manual. UL listed. CSA certified.

Mfg. No.	Order No.	Peak HP	RPM
7518	PRT7518	3-1/4	10,000 – 21,000



## Router Tables Benchtop



Constructed with precision machined aluminum work surface, aluminum adjustable fence and rigid aluminum pre-drilled mounting plate. Features two adjustable featherboards, starter pin and guard, dust collection port and dual outlet switch. 3-3/16" max. fence opening, 3-5/8" max. throat opening. Includes 3 mounting plate insert rings, outfeed fence and hardware for mounting routers.

Mfg. No.	Order No.	Dim. In. H x D x W	Cord Lgth. Ft.
RA1181	BSHRA1181	14-1/2 x 18 x 27	6



## Laminate Trimmer



Designed for most trimming, small edge forming, and hinge routing applications. Clear plastic fixed base provides long term durability and better line of sight while trimming. Quick release clips remove motor from base. Micro-set collar for quick and accurate bit height adjustments. LED light and clear sub-base ensure maximum visibility in operation. 1/4" collet.

Mfg. No.	Order No.	RPM	HP
DWE6000	DWTDWE6000	31,000	.6



## Dovetail Jigs



For cutting through dovetails, boxjoints, half-blind dovetails, rabbeted half-blind dovetails and dovetail dadoes. Features stamped steel base, alignment lines, router bit depth stop, heavy-duty cam-type clamps, and machined aluminum templates. Includes 1/2" shank carbide tipped dovetail and straight bits, template guide, lock nuts and manual.

Mfg. No.	Order No.	Dim. In. W x Thick.
4212	PRT4212	12 x 1-1/8



## Dovetail Jigs Dovetailer II



Self-aligning. Dovetail interference can be adjusted to create loose or tight joints. Table router control knobs to improve safety and accuracy. Integrated clamps allow precise clamping of jig to work piece. Accommodates boards of any width. Sturdy machined one-piece aluminum construction.

Mfg. No.	Order No.	Dim. In L x W.
861	GEN861	12 x 3



## Router Guides Deluxe



For fine adjustment control. Guides cut along workpiece or up to 8" from edge and converts to circle guide. Includes pivot plate, dust extraction hood, vacuum hose adapter and attachment hardware.

Mfg. No.	Order No.	Max. Circle Dia. In.
RA1054	BSHRA1054	32



## Door Hinge Template Kits



Used for mortising square and radius hinges on doors and doorjamb. Includes steel router bit.

Mfg. No.	Order No.	For Hinge Size In.	
		Square	Radius
59370	PRT59370	3, 3-1/2, 4, 4-1/2	5/8



## Template Guide Kits



Features templates for lock face routing, 1/4" and 1/2" dovetailing, general routing and hinge butt routing. Includes guide for use with Stanley T-3 template and lock nut for all template guides.

Mfg. No.	Order No.	Desc.
42000	PRT42000	Template guide kit

## Router Collets



For use with router models 690, 690LR, 9690LR, 691, 693, 890, 891, 892, 893, 7518, 7519, 7536, 7537, 7538, 7539.

Mfg. No.	Order No.	Collet Size In.
42950	PRT42950	1/2



## Router Collets



Includes nut.

Mfg. No.	Order No.	Size In.
2-610-906-283	BSH27735	1/4



## Ball Bearing Sets Router Bit



Repairs and alters the profile of Freud router bits. Will fit most brands of router bits. Lubricated with a high temperature lubricant to withstand the stresses of turning at 22,000 RPMs. Shielded to keep out the unwanted wood dust and chips that greatly reduce bearing life. Contains 1 each of: 62-100, 62-102, 62-104, and 62-108.

**62-100:** 1/8" inside diameter. 3/8" bearing diameter. 5/32" bearing height.  
**62-102:** 3/16" inside diameter. 3/8" bearing diameter. 1/8" bearing height.  
**62-104:** 3/16" inside diameter. 1/2" bearing diameter. 3/16" bearing height.  
**62-108:** 8mm inside diameter. 22mm bearing diameter. 7mm bearing height.

Mfg. No.	Order No.	Description
62-104	FRD62-XXX	4-Pc. Ball Bearing Set



## freud®

### Router Bit Ball Bearings



Repairs and alters the profile of Freud router bits. Will fit most brands of router bits. Lubricated with a high temperature lubricant to withstand the stresses of turning at 22,000 RPMs. Shielded to keep out the unwanted wood dust and chips that greatly reduce bearing life.

Mfg. No.	Order No.	Inside Dia. In.	Bearing Dia. In.	Bearing Hght. In.
62-104	FRD62-104	3/16	1/2	3/16



### Router Bit Sets Carbide

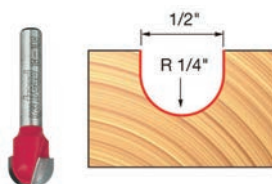


1/4" Straight, 1/2" Straight, 3/4" Straight, 1/2" 14° Dovetail, 1/2" Core Box, 3/8" Rabbeting, 1/2" Cove, 1/2" 90° V-Groove, 1/2" 45° Chamfer, 1/2" Flush Trim, 1/4" Roman Ogee, 1/2" Roundover, 1/4" Shank, High Carbon Steel Bodies, Industrial Grade Tungsten Carbide, Wood Storage Box Included.

Mfg. No.	Order No.	Pieces
D2102	WSKD2102	12

## freud®

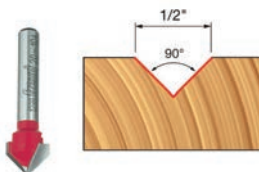
### Router Bits Round Nose



Use for fluted millwork, signs, and decorative veining. Cuts all composition materials, plywood, hardwood, and softwood.

Mfg. No.	Order No.	Dia. In.	Carbide Ht. In.	Rad. Dia. In.	OAL In.
<b>1/4" Shank</b>					
18-104	FRD18-104	1/4	3/8	1/8	2
18-106	FRD18-106	3/8	3/8	3/16	1-13/16
18-108	FRD18-108	1/2	3/8	1/4	1-13/16
18-110	FRD18-110	5/8	7/16	5/16	2
18-112	FRD18-112	3/4	7/16	3/8	2
<b>1/2" Shank</b>					
18-116	FRD18-116	1/2	1-1/8	1/4	2-13/16
18-122	FRD18-122	3/4	1-1/4	3/8	2-13/16
18-126	FRD18-126	1	1-1/4	1/2	2-13/16

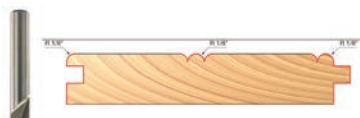
### Router Bits V-Groove



Ideal for making signs and adding decorative accents to furniture and plaques. "V" grooving bits are designed to cut deep or shallow "V" grooves. Cuts all composition materials, plywood, hardwood, and softwood. 90° angle cuts.

Mfg. No.	Order No.	Dia. In.	Carbide Ht. In.	OAL In.
<b>1/4" Shank</b>				
20-104	FRD20-104	1/2	7/16	1-3/4
<b>1/2" Shank</b>				
20-116	FRD20-116	1-1/2	1	3

### Router Bits Radius V-Groove

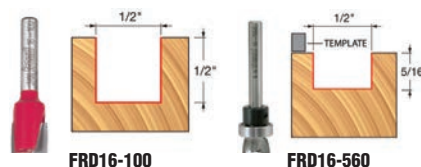


1/4" shank diameter. Radius V-groove bit is used with Freud tool's 99-472 beadboard router bit system.

Mfg. No.	Order No.	Dia. In.	Carbide Ht. In.	Rad. In.	OAL In.
20-301	FRD20-301	1/4	3/16	1/8	1-3/4

## freud®

### Router Bits Mortising

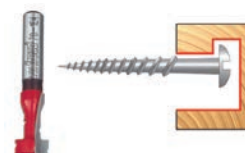


Mortising bits are designed with deep center gullets for maximum material removal without chip loading. Cuts all composition materials, plywood, hardwood and softwood.

Mfg. No.	Order No.	Dia. In.	Carbide Ht. In.	OAL In.
<b>1/4" Shank</b>				
16-100	FRD16-100	1/2	1/2	2
16-102	FRD16-102	5/8	1/2	2
16-103	FRD16-103	23/32	1/2	1-3/4
16-104	FRD16-104	3/4	1/2	2
16-560*	FRD16-560	1/2	5/16	2-7/16
<b>1/2" Shank</b>				
16-108	FRD16-108	1-1/4	1/2	2-3/8
16-109	FRD16-109	15/32	1/2	2-1/4

\* Top bearing dado bit.

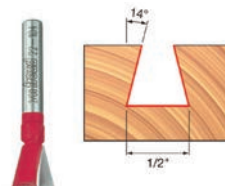
### Router Bits Key Hole



1/4" shank diameter. The large diameter end bores holes to allow nail or screw heads to enter the slot, and the smaller diameter, 3/16", allows room for the shank of the nail or screw. Cuts all composition materials, plywood, hardwood, and softwood.

Mfg. No.	Order No.	Dia. In.	Carbide Ht. In.	OAL In.
70-104	FRD70-104	25/64	7/16	1-5/8

### Router Bits Dovetail




Creates strong, attractive joints. Compatible with dovetail jigs and producing smooth, intricate dovetail joints. Cuts all composition materials, plywood, hardwood, and softwood.

Mfg. No.	Order No.	Dia. In.	Carbide Ht. In.	Angle Deg.	OAL In.
<b>1/4" Shank</b>					
22-104	FRD22-104	1/2	1/2	14	1-7/8
<b>1/2" Shank</b>					
22-112	FRD22-112	3/8	3/8	9	2-1/4
22-115	FRD22-115	17/32	1/2	7	2-3/8



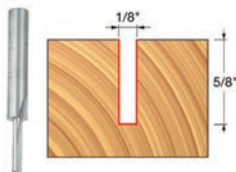
## freud® Router Bits Double Flute — Straight



Straight bit with shear and hook angles. End of bit relief for fast plunging. Cuts all composite materials, plywood, hardwood, and softwood.

Mfg. No.	Order No.	Dia. In.	Carbide Ht. In.	OAL In.
<b>1/4" Shank</b>				
04-096	FRD04-096	1/16	1/4	1-5/8
04-100	FRD04-100	1/8	3/8	1-3/4
04-103	FRD04-103	3/16	5/8	2
04-104	FRD04-104	1/4	1/2	2
04-108	FRD04-108	1/4	1	2-1/2
04-109	FRD04-109	1/4	7/8	2-7/8
04-111	FRD04-111	7/32	3/4	2
04-118	FRD04-118	5/16	1	2-1/2
04-126	FRD04-126	3/8	1-1/4	2-11/16
04-128	FRD04-128	15/32	7/8	2-3/8
04-129	FRD04-129	7/16	1	2-1/2
04-133	FRD04-133	1/2	1-1/4	2-3/4
04-137	FRD04-137	5/8	1-1/4	2-3/4
04-140	FRD04-140	3/4	3/4	2-1/8
<b>1/2" Shank</b>				
12-102	FRD12-102	1/4	7/8	2-7/8
12-108	FRD12-108	3/8	1	2-5/8
12-122	FRD12-122	1/2	1-1/2	3-1/8
12-128	FRD12-128	1/2	2	4-1/8
12-130	FRD12-130	1/2	2-1/2	4-3/8
12-138	FRD12-138	5/8	1-1/4	2-1/2
12-150	FRD12-150	23/32	1-1/4	2-7/8
12-156	FRD12-156	3/4	1-1/2	3
12-172	FRD12-172	1	1-1/4	3

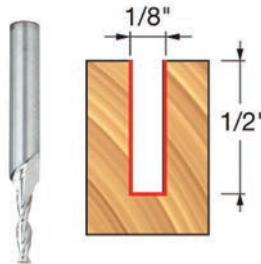
## Router Bits Single Flute — Straight



Single flute bit was designed for high production work with maximum chip clearance for fast feed rates. Cuts all composition materials, plywood, hardwood, and softwood.

Mfg. No.	Order No.	Dia. In.	Carbide Ht. In.	OAL In.
<b>1/4" Shank</b>				
03-120	FRD03-120	1/8	5/8	2
03-140	FRD03-140	1/4	1-1/2	2-1/2
<b>1/2" Shank</b>				
11-176	FRD11-176	1/2	2	4-1/8

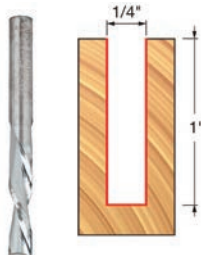
## freud® Router Bits Up Spiral



Solid carbide up spiral bits combine effective chip removal. Ideal for production settings. Excellent for grooves and dadoes in all composite materials, plywood, hardwood, and softwood.

Mfg. No.	Order No.	Dia. In.	Cutting Lgth. In.	OAL In.
<b>1/4" Shank</b>				
75-100	FRD75-100	1/8	1/2	2
75-102	FRD75-102	1/4	1	2-1/2
<b>1/2" Shank</b>				
75-106	FRD75-106	3/8	1-1/4	3
75-108	FRD75-108	1/2	1-1/4	3

## Router Bits Down Spiral



1/4" shank diameter. Solid carbide down spiral bit for smooth, chip-free routing. Cuts composition materials, plywood, hardwood, and softwood.

Mfg. No.	Order No.	Dia. In.	Cutting Lgth. In.	OAL In.
76-102	FRD76-102	1/4	1	2-1/2

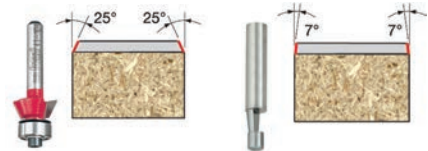
## Router Bits Panel Pilot



Panel pilot bits will outlast high-speed steel bits many times before sharpening. The drill through point allows self-starting, and the pilot acts as a guide for template work. Cuts all composition materials, plywood, hardwood, and softwood.

Mfg. No.	Order No.	Dia. In.	Carbide Hght. In.	No. of Flutes	OAL In.
<b>1/4" Shank</b>					
26-100	FRD26-100	1/4	3/4	1	2-1/4
28-100	FRD28-100	3/8	1	2	3
<b>1/2" Shank</b>					
26-104	FRD26-104	1/2	1-1/4	1	3-3/4
28-104	FRD28-104	1/2	1-1/4	2	3-3/4

## freud® Router Bits Bevel Trim



FRD41-104

FRD66-100

1/4" shank diameter. For cutting bevels in all plastic laminates for a clean, finished edge.

**FRD41-104:** 1/2" bearing diameter ball bearing guide.

**FRD66-100:** Solid carbide construction.

Mfg. No.	Order No.	Dia. In.	Carbide Ht. In.	Angle Deg.	OAL In.
41-104	FRD41-104	19/32	9/32	25	1-7/8
66-100	FRD66-100	1/4	1/4	7	1-1/2

## Router Bits Flush Trim



For trimming laminate counter tops and doing pattern work for a smooth, burn-free cut. Cuts all composition materials, plywood, hardwood, and softwood.


**42-100:** 3/8" bearing diameter.

**42-104 - 44-108:** 1/2" bearing diameter.

Mfg. No.	Order No.	Dia. In.	Carbide Ht. In.	No. of Flutes	OAL In.
<b>1/4" Shank</b>					
42-100	FRD42-100	3/8	1	2	2-13/16
42-104	FRD42-104	1/2	1	2	2-13/16
44-100	FRD44-100	1/2	1	3	2-13/16

<b>1/2" Shank</b>					
42-114	FRD42-114	1/2	1-1/2	2	3-5/8
44-108	FRD44-108	1/2	1-1/2	3	3-5/8

## Router Bits Helix Flush Trim

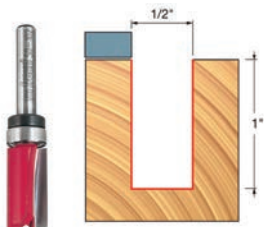


3/4" bearing diameter. 1/2" shank diameter. Downshear cutting angle produces a slicing action for chip-free, splinter-free cuts on the top surface of laminates and veneers. Full 1" or 2" cutting length provide the stability and cutting capacity for thick stock or for routing multiple parts with a template. Cuts all composition materials, plywood, hardwood, and softwood.

Mfg. No.	Order No.	Dia. In.	Carbide Ht. In.	OAL In.
42-204	FRD42-204	3/4	2	4-1/8

## freud®


### Router Bits T.B. Flush Trim



1/2" bearing diameter. 1/4" shank diameter. Top bearing bits are ideal for lettering and other template work where the work piece is being grooved or routed out. Cuts all composition materials, plywood, hardwood, and softwood.

Mfg. No.	Order No.	Dia. In.	Carbide Ht. In.	OAL In.
50-102	FRD50-102	1/2	1	2-5/8

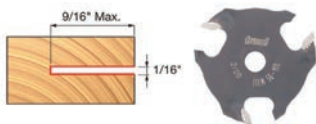
### Router Bits Solid Carbide Flush Trim



1/4" shank diameter. Solid micrograin carbide extends the cutting life and the self-piloting feature eliminates the expense and upkeep of a ball bearing assembly. Cuts all plastic laminates quickly and cleanly.

Mfg. No.	Order No.	Dia. In.	Carbide Ht. In.	OAL In.
64-100	FRD64-100	1/4	3/8	1-1/2

### Slotting Cutters Three-Wing



For T-moldings, spline joints and many other applications. Should be used with Freud's slotting cutter arbors 60-100 for 1/4" shanks and 60-102 for 1/2" shanks. Compatible with 62-108 bearing. Cuts all composition materials, plywood, hardwood and softwood.

Mfg. No.	Order No.	Dia. In.	Carbide Ht. In.	Bore Dia. In.
56-100	FRD56-100	2	1/16	5/16
56-106	FRD56-106	2	3/32	5/16
56-108	FRD56-108	2	1/8	5/16
56-112	FRD56-112	2	1/4	5/16

## freud®

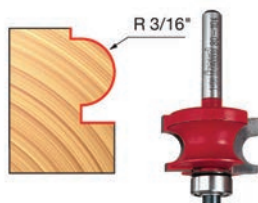
### Arbors Slotting Cutter



5/16" arbor size and for premium performance use with Freud slotting cutters, although compatible with any slotting cutter with a 5/16" bore. 1" stud height. 25/64" arbor height.

Mfg. No.	Order No.	Shank Dia. In.	OAL In.
60-100	FRD60-100	1/4	2-3/8
60-102	FRD60-102	1/2	2-3/8

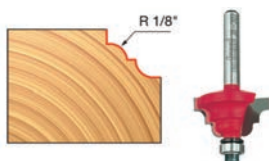
### Router Bits Traditional Beading



1/2" bearing diameter. 1/4" shank diameter. Forms a single bead with a square shoulder. Commonly used by remodelers to match base moldings in historic homes. Cuts all composition materials, plywood, hardwood and softwood.

Mfg. No.	Order No.	Dia. In.	Carbide Ht. In.	Rad. In.	OAL In.
80-104	FRD80-104	1-1/4	11/16	3/16	2-5/16

### Router Bits Cove & Bead

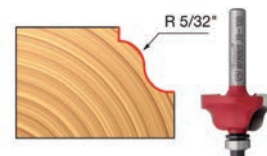


Add distinctive design to cabinets, furniture, plaques, and millwork with these decorative edging bits. Cuts all composition materials, plywood, hardwood, and softwood.

Mfg. No.	Order No.	Dia. In.	Bearing Dia. In.	Lg. In.	Rad. In.	OAL In.
38-302	FRD38-302	1-5/32	3/8		1/8	2-3/16
38-362	FRD38-362	1-1/2	1/2		1/4	2-1/2

## freud®

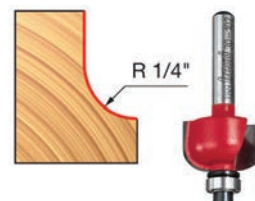
### Router Bits Roman Ogee



3/8" bearing diameter. Add distinctive design to cabinets, furniture, plaques, and millwork with these decorative edging bits. Cuts all composition materials, plywood, hardwood, and softwood.

Mfg. No.	Order No.	Dia. In.	Carbide Ht. In.	Rad. In.	OAL In.
38-100	FRD38-100	1-1/16	1/2	5/32	2-3/16
38-102	FRD38-102	1-3/8	23/32	1/4	2-3/8
38-106	FRD38-106	1-3/8	23/32	1/4	2-9/16

### Router Bits Cove



Create smooth, classic cove profiles with a shear angle similar to the way a craftsman uses a hand plane. Cuts all composition materials, plywood, hardwood, and softwood.

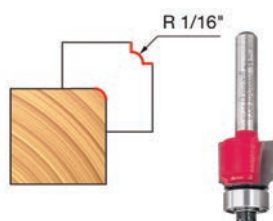
**FRD30-102:** 3/8" bearing diameter.

**FRD30-106 & FRD30-114:** 1/2" bearing diameter.

Mfg. No.	Order No.	Dia. In.	Carbide Ht. In.	Rad. In.	OAL In.
30-102	FRD30-102	7/8	1/2	1/4	2-3/16
30-106	FRD30-106	1-1/2	1/2	1/2	2-3/16
30-114	FRD30-114	1-1/2	5/8	1/2	2-1/2

**freud**

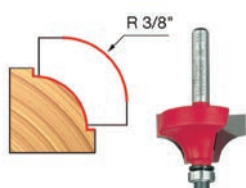
## Router Bits Rounding Over



Use rounding over bits to soften furniture edges. Cuts all composition materials, plywood, hardwood, and softwood. 1/2" bearing diameter. For beading work, Quadra-Cut, equip the bits with a Freud 62-102 and 62-311 step washer.

Mfg. No.	Order No.	Dia. In.	Carbide Ht. In.	Rad. In.	OAL In.
<b>1/4" Shank</b>					
34-100	FRD34-100	5/8	1/2	1/16	2-3/16
34-104	FRD34-104	3/4	1/2	1/8	2-3/16
34-108	FRD34-108	7/8	1/2	3/16	2-3/16
34-110	FRD34-110	1	1/2	1/4	2-3/16
34-114	FRD34-114	1-1/4	5/8	3/8	2-3/16
34-116	FRD34-116	1-1/2	3/4	1/2	2-1/2
<b>1/2" Shank — Quadra-Cut</b>					
34-124	FRD34-124	1-1/4	5/8	3/8	2-5/8
34-126	FRD34-126	1-1/2	3/4	1/2	2-3/4
34-128	FRD34-128	2	1	3/4	2-7/8

## Router Bits Beading

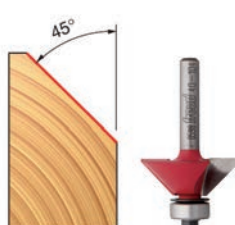


3/8" bearing diameter and 1/4" shank diameter. For decorative and rounded edging. Add an attractive bead profile to furniture and millwork. For rounding over work, add a Freud 62-104 bearing and 62-313 step washer. Cuts all composition materials, plywood, hardwood, and softwood.

Mfg. No.	Order No.	Dia. In.	Carbide Ht. In.	Rad. In.	OAL In.
36-110	FRD36-110	1	1/2	1/4	2-3/16
36-114	FRD36-114	1-1/4	3/8	3/8	2-3/16

**freud**


## Router Bits Chamfer



For multiple-sided projects, joinery, and easing edges. 1/2" bearing diameter with an angle of 45°. Creates a uniform chamfer on the edge of any work piece to add character, while retaining crisp geometric lines. #40-094 makes 16-sided pieces and #40-098 makes 12-sided pieces. Chamfer size easily adjusts by changing the height of the bit. Cuts all composition materials, plywood, hardwood, and softwood.

Mfg. No.	Order No.	Dia. In.	Carbide Ht. In.	OAL In.
<b>1/4" Shank</b>				
40-104	FRD40-104	1-11/32	1/2	2-3/16
<b>1/2" Shank</b>				
40-114	FRD40-114	1-3/4	5/8	2-9/16

## Router Bits Rabbeting

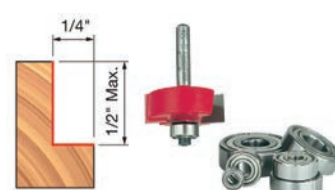


For joining boards and letting in back panels. 1/2" bearing diameter. 3/8" cutting depth. Produces super smooth cuts on both surfaces of the rabbet. Steel pilots can be removed from bits and used with edge guides for wider rabbets. Cuts all composition materials, plywood, hardwood, and softwood.

Mfg. No.	Order No.	Dia. In.	Carbide Ht. In.	OAL In.
<b>1/4" Shank</b>				
32-096	FRD32-096	1-1/4	3/8	2
32-100	FRD32-100	1-1/4	1/2	2
<b>1/2" Shank</b>				
32-102	FRD32-102	1-1/4	1/2	2-1/4

**freud**

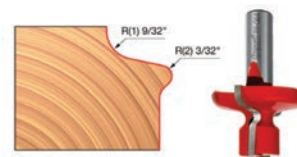
## Router Bits Multi Rabbet Kit



With seven interchangeable bearings to cut rabbets of different depths, these sets produce super smooth cuts on both surfaces of the rabbet. 32-504 and 32-526 can also be used as flush cutting trim bits. Wrench included. Cuts all composition materials, plywood, hardwood, and softwood. Rabbeting depths are flush, 1/8, 1/4, 5/16, 3/8, 7/16, and 1/2".

Mfg. No.	Order No.	Dia. In.	Carbide Ht. In.	OAL In.
<b>1/4" Shank</b>				
32-504	FRD32-504	1-3/8	1/2	2-1/4
<b>1/2" Shank</b>				
32-526	FRD32-526	1-3/8	3/4	2-1/2

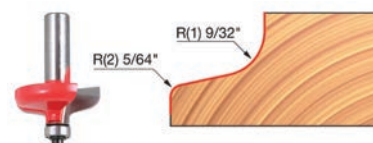
## Router Bits Finger Pull



1/2" shank diameter. Creates the finger pull on most contemporary cabinet doors. Cuts all composition materials, plywood, hardwood and softwood.

Mfg. No.	Order No.	Dia. In.	Carbide Ht. In.	Lg. Rad. In.	OAL In.
99-064	FRD99-064	1-3/4	1-3/16	9/32	2-5/8

## Router Bits No Lip Door Edge



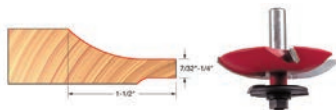
1/2" shank diameter. Create a decorative inverted Ogee profile on the face of door fronts. Precise shear angles provide a splinter-free finish. Cuts all composition materials, plywood, hardwood and softwood.

Mfg. No.	Order No.	Dia. In.	Carbide Ht. In.	Lg. Rad. In.	OAL In.
99-063	FRD99-063	1-3/4	5/8	9/32	2-5/8



## freud

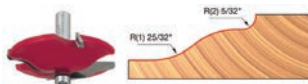
### Router Bits Raised Panel with Backcutters



1/2" shank diameter. Quadra-Cut™ design combines a backcutter with the Freud's 2+2 Raised Panel Bits. Shims are included to allow adjustment of tongue thickness from 7/32" to 1/4". These bits produce a full 1-1/2" wide reveal for traditional raised panel doors. Included 54-562 radius backcutter gives double-sided appearance and can be replaced with optional 54-560 square backcutter for a more contemporary look. Cuts all composition materials, plywood, hardwood, and softwood.

Mfg. No.	Order No.	Dia. In.	Carbide Ht. In.	Lg. Rad. In.	OAL In.
99-569	FRD99-569	3-1/2	1	1-1/2	3

### Router Bits Raised Panel — Quadra-Cut™



1/2" shank diameter. Revolutionary Quadra-Cut™ design combines two small wings that cut downward to shear the top edge for a splinter-free surface and two large wings that shear upward for a smooth finish. Use 1/2" height for 5/8" stock. Use 5/8" height for 3/4" stock. Cuts all composition materials, plywood, hardwood and softwood.

Mfg. No.	Order No.	Dia. In.	Carbide Ht. In.	Lg. Rad. In.	OAL In.
99-520	FRD99-520	3-1/2	5/8	25/32	2-1/2

### Router Bits Rail & Stile Bits — Round Over



1/2" shank diameter. Produces perfect fitting rail and stile doors from 5/8" to 1-1/4" stock. Create extended tenons for extra door joint strength. Adjust groove width for different panel thicknesses. Choose from a variety of material thicknesses (5/8" to 1-1/4"). Add optional cutter to create glass, screen doors, and doubles-sided profiles in thicker stock material. Adjustable shims adjust panel groove down to 7/32" (5.5mm) and up to 3/8" (9.5mm) thick, ideal for plywood panels. Unique cutter geometry to eliminate tear-out.

Mfg. No.	Order No.	Dia. In.	Carbide Ht. In.	Rad. In.	OAL In.
99-760	FRD99-760	1-11/16	1-1/4	7/32	3-3/4

## freud

### Router Bits Tongue and Groove Bits



Adjustable at .002" increments for stock thickness of 1/2" – 1-1/4" and groove widths of 7/32" – 3/8". 1/2" shank diameter. 7/8" bearing diameter. Producing perfectly fitted tongue and groove joints. Each bit is coated in Silver I.C.E. a revolutionary coating that minimizes heat and pitch build-up. Cuts all composition materials, plywood, hardwood and softwood.

Mfg. No.	Order No.	Dia. In.	Carbide Ht. In.	OAL In.
99-036	FRD99-036	*1-3/4	*1-3/16 – 1-11/32	*3-1/4
		†1-3/4	†7/32 – 3/8	†2-11/16

\* Tongue bit † Groove bit

## PORTER CABLE

### Belt Sanders Variable-Speed



For flush sanding up to vertical surfaces. Features quick-release belt change, fingertip belt tracking knob, large dust collection bag with 360° swivel and ergonomic handles. Belt and gear drive system transfers power from motor to belt. Includes 100G zirconium black belt, dust bag, case and manual. UL listed.

Mfg. No.	Order No.	Amps	Volts	Belt Speed SFPM	Belt Size In.
362V	PRT362V	12	120	1000 – 1500	4 x 24

### Belt Sanders Variable-Speed



For flush sanding up to vertical surfaces. Features belt and gear drive, large dust collection bag with 360° swivel, fingertip belt-tracking knob and quick-release belt-change. Includes 100G zirconium black belt, dust bag assembly and manual. UL listed.

Mfg. No.	Order No.	Amps	Volts	Belt Speed SFPM	Belt Size In.
352VS	PRT352VS	8	120	850 – 1300	3 x 21

## SKIL

### Belt Sanders



Features auto track belt alignment, single lever belt changes, on/off trigger with lock-on button and flush edge sanding capability. Vacuum compatible. Micro-filtration captures and contains fine dust particles. Includes 3" x 18" 80-grit sanding belt, clear-view dust canister and vacuum adaptor.

Mfg. No.	Order No.	Amps	Belt Dim. W x L
7510-01	SKL7510-01	6	3 x 18

## NORTON

SAINT-GOBAIN

### Sanding Belts Portable Sander



Aluminum oxide abrasive for high-speed sanding and finishing, blending welds, grinding metal and abrasive wood planing.

Mfg. No.	Order No.	Dim. In. W x L	Grit
8072780448	NTN80448	2-1/2 x 16	120
8072780449	NTN80449	2-1/2 x 16	80
8072780450	NTN80450	2-1/2 x 16	50
8072727992	NTN27992	3 x 18	120
8072727993	NTN27993	3 x 18	80
8072727994	NTN27994	3 x 18	50
8072727922	NTN27922	3 x 21	120
8072727924	NTN27924	3 x 21	80
8072727926	NTN27926	3 x 21	50
8072727932	NTN27932	3 x 24	120
8072727934	NTN27934	3 x 24	80
8072727936	NTN27936	3 x 24	50
8072727942	NTN27942	4 x 24	120
8072727944	NTN27944	4 x 24	80
8072727946	NTN27946	4 x 24	50

## 3M Sanding Belts Heavy Duty



For use on wood, metal, plastic and painted surfaces. Heat-resistant resin adhesive system. 3" wide. 2/pkg.

Mfg. No.	Order No.	Lgth. In.	Grit
9260NA-2 3X18	MMM9260NA2	18	Fine
9261NA-2 3X18	MMM9261NA2	18	Medium
9262NA-2 3X18	MMM9262NA2	18	Coarse
9284NA-2 3X18	MMM9284NA2	18	Extra coarse
9264NA-2 3X21	MMM9264NA2	21	Fine
9265NA-2 3X21	MMM9265NA2	21	Medium
9266NA-2 3X21V	MMM9266NA2	21	Coarse
9285NA-2 3X24	MMM9285NA2	21	Extra coarse

## NORTON

SAINT-GOBAIN

### Sanding Belts Norzon®



Zirconia alumina abrasive. Self-sharpening for rapid cutting and long life. 5 per package.

Mfg. No.	Order No.	Dim. In. W x L	Grit
7660749262	NTN49262	3 x 21	120
7660749263	NTN49263	3 x 21	100
7660749264	NTN49264	3 x 21	80
7660749265	NTN49265	3 x 21	50
7660749266	NTN49266	3 x 21	36
7660749274	NTN49274	4 x 24	120
7660749275	NTN49275	4 x 24	100
7660749276	NTN49276	4 x 24	80
7660749277	NTN49277	4 x 24	50
7660749278	NTN49278	4 x 24	36

## NORTON

SAINT-GOBAIN

### Sanding Belts Benchstand



Aluminum oxide abrasive. For heavy stock removal, deburring of steel, finish sanding, polishing dimensioning and shaping and removing saw marks.

Mfg. No.	Order No.	Dim. In. W x L	Grit
8072727577	NTN27577	1 x 30	120
8072727579	NTN27579	1 x 30	80
8072728583	NTN28583	1 x 30	60
8072720865	NTN20865	1 x 42	320
8072720870	NTN20870	1 x 42	240
8072720875	NTN20875	1 x 42	180
8072720885	NTN20885	1 x 42	120
8072720895	NTN20895	1 x 42	80
8072720905	NTN20905	1 x 42	50
8072721318	NTN21318	2 x 72	120
8072721320	NTN21320	2 x 72	80
8072721325	NTN21325	2 x 72	60
8072721335	NTN21335	2 x 72	36
8072781847	NTN81847	3 x 24	36
8072727957	NTN27957	4 x 36	120
8072727958	NTN27958	4 x 36	100
8072727959	NTN27959	4 x 36	80
8072727960	NTN27960	4 x 36	60
8072727981	NTN27981	6 x 48	120
8072727983	NTN27983	6 x 48	80
8072727985	NTN27985	6 x 48	50

## Makita

### Belt Sanders Variable Speed



Variable speed control dial (980 - 5,600 ft./min.) to match the speed to the application. Adjustable sanding arm pivots 100° for hard-to-reach areas. Easily adjustable belt tracking with a turn of a knob

Mfg. No.	Order No.	Amps	Volts	Belt Speed SFPM	Belt Size In.
9032	MAK9032	4.4	120	980-5,600	3/8-21

### Sanding Belts Variable-Speed



General-purpose aluminum-oxide construction. For wood, plastics, resins and metals

Mfg. No.	Order No.	Grit
A34512	MAKA34447	40
A34534	MAKA34469	80
A34556	MAKA34481	120

## PORTER CABLE

### Sanding Belt Cleaners



Small sanding belt cleaner.

Mfg. No.	Order No.	Dim. In.
48115	PRT48115	7-3/4 x 1-1/2 x 1-1/2



## Belt/Disc Sanders



Two-in-One Sanding Station for sanding a variety of lengths and angles. Beveling Table Top allows for sanding 45-90 degrees. Belt Angle Adjustment allows for sanding 0-90 degrees. Tension Spring Adjustment for secure belt tracking.

Mfg. No.	Order No.	Desc.
3376-01	SKL3376	COMBO



## Belt/Disc Sanders



Two cast iron tilting tables for mitering applications with dust collection shrouds on belt and disc. Quick-release tension mechanism makes belt changes quick and easy, and enclosed base protects motor from sanding dust. Includes floor stand and removable safety key switch.

Mfg. No.	Order No.	Belt Size In. W x L	Disc Dia In.	HP
414550K	JET414550K	6 x 48	10	1



## Belt Sanders



Quick change belt system and single-knob belt tracking control for quick and easy edge and contour sanding. Sander tilts from horizontal to vertical for increased versatility. Tables are height adjustable.

Mfg. No.	Order No.	HP	Feet Per Minute	Belt Dim. In. L x W
W1717	WSKW1717	1/3	2100	36 x 4

## Belt/Disc Sanders



Heavy duty construction with a direct ball bearing drive from the motor to the sanding disc and belt to deliver a maintenance and vibration free positive torque flow. Dual precision ground cast iron tables accept miter gauge with a 0-45° tilt. Powder coated finish, 2 and 2-1/2" dust ports. CSA certified.

Mfg. No.	Order No.	HP	Speed		Belt Dim. In. L x W	Disc Dia. In.
			Belt FPM	Disc RPM		
W1712	WSKW1712	1-1/2	2500	1725	48 x 6	12



## Drum Sanders 16-32 Plus



Precision-machined and balanced extruded aluminum drum is self-cooling to protect the surface being sanded from heat damage. Drum ball bearings are sealed and permanently lubricated for longer life. Features flattened reinforced steel conveyor bed for smooth sanding.

Mfg. No.	Order No.	HP.
629004K	JET629004K	1-1/2



## Spindle Sanders Oscillating



1/2HP sander Ideal for smoothing edges after cutting with a bandsaw or scroll saw. 58 oscillations per minute ensures even sanding. Includes five rubber sanding drums, six sanding sleeves, and six table inserts. Up to 3" diameter.

Mfg. No.	Order No.	Stroke Lgth. In.	RPM	Spindle Dia. In.
W1831	WSKW1831	5/8	2000	1/2





## Abrasive Strips Drum Sander



Ready-to-Wrap abrasive sandpaper for rough sanding. Precut for 16-32 drum sanders. 4-strips per package.

Mfg. No.	Order No.	Grit
60-6080	JET60-6080	80
60-6120	JET60-6120	120



## Sanding Sleeves Spindle



Sanding sleeve for W1831 oscillating spindle sander. 6 per package.

Mfg. No.	Order No.	Grit
D3836	WSKD3836	80
D3837	WSKD3837	150
D3838	WSKD3838	240

## Disc Sanders



1HP disc sander with precision ground cast iron table that is adjustable up to 45°. Ideal for shaping and smoothing edges, squaring end-cuts, and truing simple and compound miters. 2" dust port, uses pressure sensitive sanding discs.

Mfg. No.	Order No.	RPM	Table Dim. In.	Disc Dia. In.
W1828	WSKW1828	1700	15-3/4 x 4-1/2	12



## Palm Sanders 1/4 Sheet



Pressure control technology warns user when excessive pressure is applied. Micro-filtration captures and contains fine dust particles. Clear view dust canister removes guess work of when to empty canister. Built-in vacuum adapter for maximum dust collection.

Mfg. No.	Order No.	RPM	Amps
7292-02	SKL7292-02	14,000	2



## Palm Sanders Random Orbit



Rubberized grip for operator comfort and control. Large 1/8" random orbit action for fast and smooth sanding. Pad control system for controlled pad speed upon start-up. Dust sealed switch minimizes contamination. Uses quick change hook-and-loop abrasive paper. Oversized sealed-ball bearing construction for longer tool life. Includes case.

Mfg. No.	Order No.	OPM	Orbit Dia. In.
B05030K	MAKBO5030K	12,000	1/8



## Palm Sanders Random Orbit



3.0 Amp motor spins the pad at 8,000 - 12,000 OPM, Dust bag has one-hand locking system.

Mfg. No.	Order No.	Amps
DWE6423K	DWTDWE6423	3.0



## Palm Sanders 1/4 Sheet — Dustless



Durable construction features dual plane, counter-balanced low vibration design to reduce user fatigue. Textured anti-slip grip and body grip provide ultimate comfort and control, while dust sealed switch protects against dust ingestion for longer switch life. High capacity dust bag with vacuum adapter provides maximum dust collection. Case included.

Mfg. No.	Order No.	Amp	OPM
D26441K	DWTD26441K	2.4	14000



## Random Orbit Sanders 5"



5" sander provides maximum sanding speed for smooth finishes. Controlled finishing system maintains controllable pad speed and minimizes gouging during start up. Features dual-plane counter-balanced fan, dust-sealed switch, and sealed 100% ball-bearing construction. Accepts 5", 8-hole hook and loop sand paper.

Mfg. No.	Order No.	Amps	OPM
382	PRT382	1.9	12,000



## Random Orbit Sanders 5" — Variable Speed



Durable compact canister shows dust levels, Hook-Tight™ hook and loop disc attachment, low-vibration design and carrying case.

Mfg. No.	Order No.	Amps	RPM
ROS20VSK	BSHROS20VS	2.5	7500 - 12,000

## PORTER CABLE

### Random Orbit Sanders 6" — Variable-Speed



Features random, swirl-free sanding action, spiral/bevel gears and 100% ball bearing construction. Includes PSA pad, abrasive sheet, side handle and manual. UL listed, OSHA compliant.

Mfg. No.	Order No.	Amps	Volts	OPM	Disc Dia. In.
7336	PRT7346	3.7	120	2500 – 6000	6



## BOSCH

### Sanding Discs Orbital Sander – Wood



Features premium resin-bonded aluminum oxide open coat construction for long lasting performance. Hook and loop design with 8 holes. 5" diameter. Best for sanding wood, wood composites and other materials.

Mfg. No.	Order No.	Grit	Pkg. Qty.
SR5R000	BSHSR5R000	60-120-240	6
SR5R040	BSHSR5R040	40	5
SR5R042	BSHSR5R042	40	25
SR5R060	BSHSR5R060	60	5
SR5R062	BSHSR5R062	60	25
SR5R080	BSHSR5R080	80	5
SR5R082	BSHSR5R082	80	25
SR5R120	BSHSR5R120	120	5
SR5R122	BSHSR5R122	120	25
SR5R180	BSHSR5R180	180	5
SR5R182	BSHSR5R182	180	25
SR5R240	BSHSR5R240	240	5
SR5R320	BSHSR5R320	320	5



## BOSCH

### Backing Pads



BSHRS031



BSHRS034

8-hole hook & loop soft backing pad for use with abrasive discs and polishing bonnets on random orbital sanders. Flexible rubber pad allows flat or contour sanding without gouging. 5" diameter. Compatible with all standard 5" hook & loop sanding discs.

Mfg. No.	Order No.	For Models
RS031	BSHRS031	1295DP, 1295D, 1295DH, 1295DVS, 3107DVS, 3725DVS, 3725DEVs
RS034	BSHRS034	ROS10, ROS20VS

## DEWALT

### Sanding Pads 8-Hole — Hook & Loop



Hook & Loop™ replacement pad. Eight hole pad for use with sanders with dust collection. Provides ability to switch between grits.

Mfg. No.	Order No.	Dia. In.
DW4388	DWTDW4388	5

## PORTER CABLE

### Sanding Discs Orbital Sander



25 discs per package. Resin coated to resist heat and humidity. Made with aluminum oxide grain. For wood, metal, fiberglass, plastic, and painted surfaces.

Mfg. No.	Order No.	Dia. In.	No. of Holes	Grit Size
<b>Hook and Loop</b>				
735500825	PRT11365	5	5	80
735501225	PRT11367	5	5	120
735502225	PRT11369	5	5	220
<b>PSA Type</b>				
725500825	PRT05145	5	5	80
725501225	PRT05148	5	5	120
725502225	PRT05154	5	5	220
726601225	PRT05200	6	6	120
726602225	PRT05206	6	6	220



### Disc Pads Stikit™



Medium-density foam construction. Blue vinyl face adheres to disc. 45° tapered edge provides flexibility. 5/16-24 threaded post.

Mfg. No.	Order No.	Size In.
05575	MMM5575	5 x 3/4
05576	MMM5576	6 x 3/4

### Sanding Discs Stikit™



Aggressive, sharp, fast cutting and long lasting. Resists loading and the pressure-sensitive adhesive ensures excellent adhesion to 3M™ Stikit™ pads. Excellent for gelcoat, wood and plastic applications. 100 discs per roll.

Mfg. No.	Order No.	Grit
86470	MMM86470	120



## Cloth Abrasive Discs Metalite — PSA



Pressure sensitive adhesive back.

Mfg. No.	Order No.	Size In.	Grit
66261136596	NTN36596	6	60
66261136595	NTN36595	6	80
66261136593	NTN36593	6	120
66261136352	NTN36352	8	50
66261136354	NTN36354	8	80
66261136355	NTN36355	8	120
62261136602	NTN36602	10	60
62261136601	NTN36601	10	80
62261136600	NTN36600	10	100
66261136625	NTN36625	12	50
66261136615	NTN36615	12	80
66261136613	NTN36613	12	120



## 3M Sanding Disc Kits

5" disc sandpaper adhesively attached to backer pad. Includes 3 discs of 40, 80 and 120 grits. Fits electric drills.

Mfg. No.	Order No.	Desc.
9176	MMM9176	Sanding disc kit

## Sandpaper Discs



Resists tearing and clogging. Adhesive back holds disc firmly to pad surface. Press on, peel off.

Mfg. No.	Order No.	Dia. In.	Grit
05114-09170	MMM9170	5	Fine
05114-09171	MMM9171	5	Medium
05114-09172	MMM9172	5	Coarse
09181	MMM9181	6	Extra Fine
09182	MMM9182	6	Fine
09183	MMM9183	6	Medium
09184	MMM9184	6	Coarse



## Thickness Planers 3 Knife — 2 Speed



Powerful 15 Amp, 20,000 rpm motor handles larger cuts in wider materials with ease. Three knife cutter-head with 10,000 RPM cutter head speed and two speed gear box allows users to change feed speed. Automatic carriage lock, material removal gauge and extra-large thickness scale. 1/8" maximum depth of cut.

Mfg. No.	Order No.	Amps	RPM	Cap. In.	Depth	Width
DW735X	DWTDW735X	15	10,000	6	13	



## Planer Accessories



DWTDW7350



DWTDW7352

**DWTDW7350:** Mobile thickness planer stand designed for maximum versatility, durable and stability under heavy loads. Easy movement and storage of planer and stand.

**DWTDW7352:** 13" disposable, reversible thickness planer knives. M2 laminated tool steel stays sharper and lasts longer than conventional knife materials. Machined locator holes help align knives on cutter-head during knife change

Mfg. No.	Order No.	Desc.
DW7350	DWTDW7350	Mobile stand
DW7352	DWTDW7352	13" Disposable, reversible knives



## Wood Planer Kits 3-1/4"



Ergonomically balanced with rubberized front and rear comfort handles. Equipped with double edge carbide blades for added performance. Rigid die-cast aluminum housing with all ball bearing construction. Includes carbide blades and case.

Mfg. No.	Order No.	Amps	RPM	Planing Depth In.
KPO800K	MAKKPO800K	6.5	17,000	3/32





## Planer Blades



Designed for fast, smooth planing. 3-1/4" L. 2 per pkg.

Mfg. No.	Order No.	Desc.
D-46230	MAKD46230	Steel



## Planer Blades Woodrazor™ — 3-1/4"



Double-edge reversible blade provides fast planing and smooth surfaces. Micrograin tungsten carbide construction lasts up to twice as long as conventional blades when used on Bosch 3365 planer; up to 30% longer on other planers using mini tungsten-carbide blades.

Mfg. No.	Order No.	Size In.
PA1202	BSHPA1202	3-1/4

## Wood Planers 3-1/4"



6.5-amp motor producing 16,500 rpm – for fast stock removal and smooth finish. Ratcheting depth knob for foolproof depth-increment setting. Reversible Bosch Woodrazor® micrograin carbide blades, which resists fractures from nail and staple strikes.

Mfg. No.	Order No.	Amps	RPM	Planing Depth In.	Accs.
PL2632K	BSHPL2632K	6.5	16,500	0-3/32	Carry Case
PL1632	BSHPL1632	6.5	16,500	0-3/32	None



## Planer Kits 3-1/4"



Heavy duty 7.0 Amp motor provides a smooth, even finish in the hardest of woods. 3/32" maximum depth of cut. 1/2" rabbeting depth. Kit includes two reversible carbide blades, rabbeting fence and kit box.

Mfg. No.	Order No.	Amps	RPM	Planing Width In.
DW680K	DWTDW680K	7	15,000	3-1/4

### Accessories

Mfg. No.	Order No.	Desc.
DW6654	DWTDW6654	(2)f carbide planer blades



## Plate Joiner Kits



Designed with 7 position rotating depth stop for FF, #0, #10, #20, simplex, duplex and max (#6) biscuits. Features bale handle attached to tilting fence, micro height-adjustment knob, 1" O.D. dust port, lock-on trigger and spindle lock for easy blade changes. Includes 2" and 4" blades, centering plate, dust bag, chip deflector, wrench, case and manual.

Mfg. No.	Order No.	Amps	Volts	RPM
557	PRT557	7.5	120	10,000

## Plate Joining Biscuits



Packaged in reusable storage tube.

Mfg. No.	Order No.	Biscuit Style	Biscuit Dim. mm	Qty.
5560	PRT5560	0	16 x 47	150
5561	PRT5561	10	20 x 52	125
5562	PRT5562	20	24 x 58	100
5563	PRT5563	FF	13 x 30	175



## VSR Screwdrivers Drywall



Features depth-sensitive nosepiece, two-finger trigger, and helical-cut steel gears. Standard clutch. 0 – 4000 RPM. Max. fastener size #8. Feature metal gear housing. **DWTDW272W**: Extra long 50 ft. cord

Mfg. No.	Order No.	Amps	Torque In.-Lbs.
DW272	DWTDW272	6.3	81
DW272W	DWTDW272W	6.3	81

## VSR Screwdrivers



Standard clutch. 132 In.-Lbs. torque. 0 to 2500 RPM.

Mfg. No.	Order No.	Amps	Max. Fast. Size
DW257	DWTDW257	6.2	#12

## VSR Screwdrivers Versa-Clutch®



132 In.-Lbs. torque. 0 – 2500 RPM.

Mfg. No.	Order No.	Amps	Max. Fast. Size
DW268	DWTDW268	6.5	#14



## Scewdrivers 1/4" — Drywall



Motor designed to handle all framing and hanging. LED light illuminates work area. Steel-reinforced belt clip for durability. Directional air-flow channels air output away from user. Nose cone holder positioned below pistol grip for convenient storage. Adjustable depth locator assembly with Sure-Lock feature for consistent screw depth. Bit storage on base of grip reduces downtime.

Mfg. No.	Order No.	RPM	Torque In. -Lbs.
FS6200	MAKFS6200	6,000	53



## Screw Systems Duraspin®



High torque AC motor with variable speed reversing trigger. Versatile applications including drywall (wood or steel studs), underlayment, sheathing, metal framing, structural steel decking and rigid foam installation. Added torque power for hard woods, composite decking, cement board and subfloor. Comes with two drive bits (Phillips and Square), drywall and wood nosepiece, and nylon storage bag.

Mfg. No.	Order No.	Fast. Lgth. In.	Screw Dia.	RPM
DS232-AC	SENDS232AC	1 - 2	#6 - #12	0-2500

## Metal Attachment Screws Collated — Duraspin®



For heavy steel to steel applications. #2 phillips pan head with fine thread. 1000 per box. Clear Zinc finish.

Mfg. No.	Order No.	Lgth. In.	Shank #
08M050CTRFSP	SEN12952	1/2	8
10M075CTMFDP	SEN12925	3/4	10



## Subfloor Screws Collated — Duraspin®



For interior wood to wood applications. #2 square head with #8 shank. Yellow zinc finish.

Mfg. No.	Order No.	Lgth. In.	Pkg. Qty.
08F175Y	SEN20532	1-3/4	1000
08F200Y	SEN20534	2	1000
08F250Y	SEN20537	2-1/2	800

## Collated Wood Screws Exterior



Collated screw system comes in a 50 screws per soft strip. Type 17 thread cuts fast through wood. Corrosion resistance finish. Coarse thread with wax lube. 8" Shank, 3" Length and #2 Square Dr.

Mfg. No.	Order No.	Pkg. Qty.
08D300W	SEN20717	800

## Sheathing Screws Collated — Duraspin®



For interior wood to wood applications. #2 square head with #8 shank. 1000 per box.

Mfg. No.	Order No.	Lgth. In.	Finish
08F200Y	SEN20534	2	Yellow Zinc



## Drywall Screws Collated — Duraspin®



SEN20529



SEN12908

#2 phillips head with #6 shank. Gray phosphate finish.

Mfg. No.	Order No.	Lgth. In.	Thread type	Pkg. Qty.
<b>Drywall to Wood</b>				
06A125P	SEN20524	1-1/4	Coarse	1000
06A125PB	SEN20525	1-1/4	Coarse	4000
06A162P	SEN20528	1-5/8	Coarse	1000
<b>Drywall to Light Gauge Steel</b>				
06B125PB	SEN20734	1-1/4	Double Thread	4000
06B162PB	SEN12908	1-5/8	Double Thread	4000

## Driver Bits Duraspin®



SEN08353

SEN08358

Heavy duty steel construction designed to drive collated screws. #2 x 7". 2 per package. FITS DS232.

Mfg. No.	Order No.	Drive Style
EA0298	SEN08353	Square
EA0297	SEN08358	Phillips

## Screw Systems



Auto-feed screwdriver kit. Includes extension pole with adjustable handle for driving screws in a standing position, corner-fit feed system, sliding rail. High torque 2500 rpm motor. Precise depth-of-drive adjustment with depth lock. Quick release for easy bit access.

Mfg. No.	Order No.	Fast. Size In.	OAL In.	RPM	Wt. Lbs.
DS425AC	SENDS425AC	1 to 3	39	0 to 2,500	6.75





## Screwdriver Bits Duraspin



#2 Bits head DuraSpin bits, For DuraSpin Models DS320, DS425AC, DS440AC. 9" in length. 2/Pkg.

Mfg. No.	Order No.	Desc.
EA0314	SEN09530	#2 Phillips
EA0315	SEN09531	#2 Square drive



## Drywall Cut-Out Tools



Features tool-free bit change, adjustable guide and spindle lock, and dust-sealed switch. Includes one drywall cutting bit, 1/4" and 1/8" collets.

Mfg. No.	Order No.	Amps	RPM	OAL In.
DW660	DWTDW660	5	30,000	10



## Rotary Saws RotoSaw™



Features dual grip zone for superior comfort and control, spiral system with compatible attachments and accessories, dust vectoring exhaust vents and a bump switch that quickly powers tool down. RotoSaw™ is compatible with all XBits™ and Zip®Bits as well as cutter guide and dust management kit. Includes a drywall guidepoint Zip®Bit, multipurpose Zip®Bit, 1/8, 5/32 and 1/4" collets.

Mfg. No.	Order No.	Amps	RPM
SS355-10	RT000596	5.5	30,000



## Collets & Nut Sets



Includes 1/8", 5/32" and 1/4" collets with collet nut. For use with all RotoZip® tools.

Mfg. No.	Order No.	Collet Size In.
CN1	RTOCN1	1/8, 5/32, 1/4

## Drywall Bits Zip® Bits



RT0GP8



RT000008

**RT0GP8:** Guidepoint™ end for controlled drywall cut-outs. High speed steel.  
**RT000008:** For cutting window and door openings in drywall. High speed steel.

Mfg. No.	Order No.	Dia. In.	Pkg. Qty.
GP8	RT0GP8	1/8	8
WD1	RT000008	1/4	1

## Spiral Saw Bits Zip® Bits — Sabrecut™



Versatile bit may be used on all types of wood, composites, acrylics, acoustic tile, fiberglass, foam board, OSB, vinyl and aluminum siding, plastic, lath, laminates and solid surface materials.

Mfg. No.	Order No.	Dia. In.
SC4	RTOSC4	1/8

## Spiral Saw Bits Zip® Bits — Carbide



Tilecut™ bit for use on ceramic tile, marble, cement board and plaster. Note: Not for use on floor tile.

Mfg. No.	Order No.	Dia. In.
TC1	RT000017	1/8



## Drill Bits XBIT™



RT000408



RT000410



RT000412



RT000439

5/32" diameter.

**RT000408:** For outlet and window/door drywall cut-outs. Provides fast, controlled cut.

**RT000410:** For cutting wood and fiberglass.

**RT000412:** For cutting soft ceramic tile with glazing, cement board, stucco and plaster.

**RT000439:** For plunge cuts in HVAC duct, steel studs and aluminum siding.

Mfg. No.	Order No.	Desc.	Constr.	Pkg. Qty.
XB-DW2	RT000408	Drywall cutting	HSS	2
XB-MP2	RT000410	Multi-purpose	HSS	2
XBTC-1	RT000412	Tilecut	Carbide	1
XBMC-1	RT000439	Metal cutting	HSS	1

## DREMEL® Keyless Chucks



Accepts all accessory bits with 1/32" to 1/8" shanks, use with rotary tool models 4000, 400, 3000, 398, 395, 300, 285, 275, 200, 100, 8220, 8200, 800, 780, 770, 7700, 750, 8050.

Mfg. No.	Order No.	Desc.
4486	DRM4486	QUICK BIT



## DREMEL®

### Engravers



For decorative engraving. 115V AC, 0.2A motor.

#### Engravers

Mfg. No.	Order No.	SPM
290-01	DRM290	7200

#### Accessories

Mfg. No.	Order No.	Desc.
9924	DRM9924	Carbide point



### Precision Engravers



Aluminum body with tri-lobe ergonomic grip. Features a diamond tip bit. Uses standard 3/32" engraving bit. Use on metal, plastic, ceramic or glass surfaces. Requires 2-AAA batteries (included).

Mfg. No.	Order No.	RPM
505	GEN505	20,000

## DREMEL®

### Rotary Tool Kits Model 4000



For crafting hobby and artisan projects. Kit includes Model 4000 high performance rotary tool, circle cutter/straight edge guide, sanding/grinding guide, storage case plus 30 genuine Dremel accessories and Quick Start book.

Mfg. No.	Order No.	Amps	RPM
4000-2/30	DRM02977	1.6	5000 – 35,000

## DREMEL®

### Rotary Tool Kits Variable Speed



Variable speed provides greater control. Soft grip for comfort and control. 24-Pc. kit includes mandrels, bristle brush, sanding drums, sanding bands, felt polishing wheels, dressing stone, polishing compound, cut-off wheels, carbon steel brush, grinding stones and wrench.

Mfg. No.	Order No.	RPM
3000-1/24	DRM03255	5,000 – 32,000

### Rotary Tool Kits 12V — Cordless



12V, variable speed cordless rotary power tool with 360-degree grip zone for control at any position. High performance motor for demanding applications. Includes 28 accessory attachments while remaining compatible with existing Dremel® accessories. Lithium-ion battery maintains charge up to 2 years in storage.

Mfg. No.	Order No.	RPM.
8220-1/28	DRM03370	5,000- 35,000.

### Cutting Kits Rotary Tool



For reslotting screws and cutting conduit, sheet metal and rusted hose clamps. Includes 4 cutting discs and mandrel.

Mfg. No.	Order No.	Desc.
688-01	DRM688	Cutting kit

## DREMEL®

### Flex Shaft Attachments



36" long cable with 5" bend radius. Comfort grip handle. Holds up to 1/8" shank.

Mfg. No.	Order No.	Desc.
225-01	DRM225	Flex shaft attachment

### Rotary Tool Bits Cutting



DRM561



DRM562

**DRM561:** For cutting hardwood up to 3/8" thick, soft wood up to 5/8" thick, plastic, drywall, laminate, fiberglass and siding.

**DRM562:** For use on ceramic tile, plaster and cement board. Not for use on floor tile.

Mfg. No.	Order No.	Desc.
561	DRM561	Multi-purpose bit Tile bit
562	DRM562	

### Flap Wheels



3/8" bit diameter, 1/8" shank diameter. Purple.

Mfg.No.	Order No.	Grit
502	DRM502	80
503	DRM503	120

## DREMEL® Rotary Tool Bits High-Speed Cutting



For shaping, hollowing, grooving, slotting, making tapered holes in soft metals, plastic and woods.  
**DRM199:** Can be used to make small slits.

Mfg. No.	Order No.	Size In.
100	DRM100	1/4
114	DRM114	5/16
115	DRM115	5/16
117	DRM117	1/4
125	DRM125	1/4
134	DRM134	5/16
144	DRM144	5/16
190	DRM190	3/32
193	DRM193	5/64
196	DRM196	7/32
199	DRM199	3/8

## Wire & Bristle Brushes



Carbon steel wire brushes for removing rust and corrosion and polishing metal surfaces.

Mfg. No.	Order No.	Size In.
428	DRM428	3/4
442	DRM442	1/2

## DREMEL® Rotary Tool Brushes



Stainless steel brush for use on pewter, aluminum and stainless steel. Will not cause "after-rust".

Mfg. No.	Order No.	Desc.
530	DRM530	Stainless steel

## Sanding Drum Mandrels



Use for rough shaping and smoothing wood and fiberglass, removing rust from metal surfaces, shaping rubber surfaces. Sanding bands are easily replaceable.

Mfg. No.	Order No.	Dia. In.	Shank Dia. In.
430	DRM430	1/4	1/8
407	DRM407	1/2	1/8

## Sanding Bands



Cylinder sanding band covered with aluminum oxide abrasive for 1/8" shank mandrel. For rough shaping and smoothing wood and fiberglass, removing rust from metal and shaping rubber surfaces.

Mfg. No.	Order No.	Grit	Pkg. Qty.
<b>1/4" Diameter</b>			
431	DRM431	60	6
438	DRM438	120	6
<b>1/2" Diameter</b>			
408	DRM408	60	6
432	DRM432	120	6

## Sharpening Kit



Includes chain saw, lawn mower, and garden tool sharpening attachments as well as four sharpening stones. Guide helps restore the edge of garden tools and provides optimal sharpening angle for all lawn mower blades. Easily screws on to your rotary tool in place of the tool's housing cap.

Mfg. No.	Order No.	Desc.
A679-02	DRMA679-02	Chain saw sharpening kit.

## DREMEL® Cut-Off Wheels



Cuts and slices metal, plastic and wood.  
**Note:** Cut-off wheel cuts only on edge. Do not use for sanding or cutting curved holes.

Mfg. No.	Order No.	Dia. In.	Pkg. Qty.
409	DRM409	15/16	36
420	DRM420	15/16	20
426*	DRM426	1-1/4	5
540	DRM540	1-1/4	5

\* Fiberglass reinforced.

## Rotary Tool Bits Diamond Points



For engraving, carving, touch-up, finishing and other fine detail work. Steel bits are covered with diamond particles and are designed for use on hard materials such as jade, ceramic, glass, hardened steel and stone.

Mfg. No.	Order No.	Head Width In.
7134	DRM7134	5/64

## DREMEL®


### Rotary Tool Bits Tungsten Carbide Cutters



For shaping, smoothing and material removal. Use on hardened steel, stainless steel, cast iron, nonferrous metals, fired ceramics, plastics, hardwoods and other hard materials.

Mfg. No.	Order No.	Size In.
9901	DRM9901	1/8
9902	DRM9902	3/32
9903	DRM9903	1/8
9904	DRM9904	3/32
9905	DRM9905	1/8
9906	DRM9906	1/8
9909	DRM9909	1/8
9910	DRM9910	1/8
9911	DRM9911	1/8

### Cutting Wheels



Coated with fine diamond particles for use on hard materials. Cuts hard materials such as marble, concrete, brick and wood. Designed to last and retain its shape.

Mfg. No.	Order No.	Size In.
545	DRM545	7/8

### Collets Quick-Change



For use with all rotary tools except models 1, 2, 260, 270 and 280 series 1 or earlier.

Mfg. No.	Order No.	Desc.
4485	DRM4485	4-Pc. collet kit

## DREMEL®

### Mandrels



1/8" Shank Mandrel for use with sanding discs and cut-off wheels

Mfg. No.	Order No.	For Model Nos.
402	DRM402	409, 411, 412, 413, 420, 423, 425, 426, 456, 540 & 541



### Rotary Tool Accessories 146-Pc.



Includes drum sanders, polishing stones, cutting wheels, drill bits and buffing compound.

Mfg. No.	Order No.	Pkg. Qty.
W50037	WIM50037	146



### Dust Collectors



Heavy-duty cyclone chambers and precisely engineered airflow systems separate large chips and fine dust with 20-gallon canister. Includes internal brush mechanism for easy-to-clean canister filters, electronic timers, and remote control access.

Mfg. No.	Order No.	HP	Suction Cap. CFM	Filtration Micron
W1823	WSKW1823	1-1/2	806	2.0



### Dust Collector Canister



Single stage, high air velocity design for economical and quiet operation. Features Vortex Cone™ technology to improve chip separation and collector bag packing efficiency. Permanently lubricated, totally enclosed, fan-cooled, 115/230V motors are rated for continuous duty. Includes four casters for maneuverability and total portability.

Mfg. No.	Order No.	CFM.	HP	Chip Bag Cap. Cu. Ft.
708659K	JET708659K	1200	1.5	5.3



### Dust Collectors



1HP portable design for use with different wood-working machines 2.5 micron upper bag and a disposable clear plastic lower bag for chip collection. Powder-coated finish resists scratches, chipping, fading, and other wear.

Mfg. No.	Order No.	HP	Suction Cap. CFM	Filtration Micron
W1727	WSKW1727	1	800	2.5







## Dust Collectors



A powerful dust collector that features an extra heavy-duty 12" steel impeller and a 1-1/2 HP motor that runs on 110V. For wood dust only. Bag volume: 5.4 cubic feet. Bag height: 78". Bag dimensions 19" x 33". Bag filtration: 2.5 micron.

Mfg. No.	Order No.	HP	CFM	Filtration Micron
W1685	WSKW1685	1-1/2	1280	2.5

## Grounding Kits Dust Collection



Grounding kit provides everything you need to ground a dust collection system, including directions for installation.

Mfg. No.	Order No.	Lgth. Ft.
W1053	WSKW1053	50



## Air Filtration Systems




3-speed operation at 550/702/1044 CFM. Can filter air in a 20' x 20' x 8' shop in five minutes. Fully enclosed ball bearing motor with overload protection. Removable inner pocket filter and built-in timer with 2, 4, and 8-hour settings. Includes four eyebolts, remote control, and electrostatic filter.

Mfg. No.	Order No.	Dim. In. L x W x H
708620B	JET708620B	32-1/2 x 26-3/16 x 15



## Replacement Filters Pleated



High quality, pleated outer filter. Electrostatic, long lasting, replacement compatible with Jet and Delta air cleaners.

Mfg. No.	Order No.	Microns
708731	JET708731	1

## Dust Collection Bags



Clear plastic collection bags. Reduces air-resistance to provide 10-20 percent more CFM. Efficiently filters down to 2-microns. Transparent, disposable bags make it easy to tell when a bag is full. Designed for dust collectors. 5 per package.

Mfg. No.	Order No.	Size. In.
709563	JET709563	20



## Dust Collectors Downdraft Tables



Captures dust created by portable hand sanders. Internal baffles and slotted table surface maximize air movement and dust control. 4" dust port.

Mfg. No.	Order No.	Dim. In0.
W1733A	WSKW1733A	20 x 30

## Dust Collectors Lathe Dust Hoods



Lathe dust hood with universal mounting hardware adapts to most lathes.

Mfg. No.	Order No.	Dim. In..
D4243	WSKD4243	8 W x 7-3/4 H x 4 D



## Dust Collection Hoods 2-Stage



Features cyclonic action for large particle collection. Fits most standard garbage cans. Inlet and outlet holes accept standard flex hoses.

Mfg. No.	Order No.	Inlet/Outlet Dia. In.
W1049	WSKW1049	4



## Dust Collectors Fitting/Hose Kits



Hoses, clamps, hoods and fitting connect two woodworking machines to a dust collector. Air flow controlled by blast gate. 17 piece kit.

Mfg. No.	Order No.	Desc.
W1055	WSKW1055	Dust Collection Kit

## Dust Collectors Dust Hoses



Our amazing new hose retracts to 1/3 its full length with increased puncture resistance and superior performance. No longer will you need to deal with, or navigate around, excess hose.

Mfg. No.	Order No.	Size In.
D4216	WSKD4216	4"x10'



## Dust Collection Hoses Wire Reinforced



Designed for machine hook-up. Can be used as main or branch line.

Mfg. No.	Order No.	Dia. In.	Lgth. Ft.	Color
W1034	WSKW1034	4	10	Clear

## Dust Collectors Dust Hoses



Co-polymer blend dissipates static and reduces clogging. Ideal for hazardous environments. Highly flexible and versatile.

Mfg. No.	Order No.	Dim. In. x Ft.
D4199	WSKD4199	4" X 50'

## Swivel Joints Dust Collectors



Swivel Joint provides flexibility in duct layout and allows up to 20 Degree direction change.

Mfg. No.	Order No.	Dia. In.
D4248	WSKD4248	4 x 2-1/2



## Dust Collectors Dust Hoods –Single Stage



Fits most 8", 10" and 12" table saws, mounts face down. Can be permanently attached to saw without adding excess weight.

Mfg. No.	Order No.	Port Dia. In.
W1005	WSKW1005	4

## Blast Gates Dust Collection



JETJW1007



JETJW1142

Regulates airflow from machine to duct. Use with metal or plastic ductwork. 4" dia.

**No. JW1007.** 2" tapered fit.

**No. JW1142.** Aluminum body with steel gate and locking knob.

Mfg. No.	Order No.	Desc.
W1007	WSKW1007	ABS plastic
W1142	WSKW1142	Aluminum

## Dust Collectors Nozzle On Stand



Fits 4" flexible hose attached to a dust collector. 1-1/8" x 12-1/2" nozzle rotates 360° and can be angled 180° in any position between straight up or down. Stable stand adjusts from 24" to 43-1/2".

Mfg. No.	Order No.	Nozzle Dim. In.
D2267	WSKD2267	1-1/8 H x 12-1/2 L



## Dust Collectors Dust Hoods



Ideal for dust collecting from portable power tools.

Mfg. No.	Order No.	Dim. In.
D4242	WSKD4242	16-1/4 L x 12-3/4 W x 4 D

## Dust Collectors Port Mounts – Universal Adapter



Fits over a 3" hole, 2-1/2" OD flange added to fit any machine. Easy connection between machine and home shop vacuum. Attaches with double-sided tape or four screws. Inside diameter accepts standard shop vacuum hose.

Mfg. No.	Order No.	Dim. In. W x H x D
W1042	WSKW1042	4 x 3-5/8 x 3-13/16

## Dust Collectors Taper Dust Port



Flanged connector to add a 2-1/2" dust port to any machine. Flange diameter is 3-3/4". Pre-bored mounting holes. Port size is 2-1/2" OD

Mfg. No.	Order No.	Port Dia. In.
D4259	WSKD4259	2-1/2





## Dust Collection Hood Jointers 4" Port



Fits most jointers on the market. Attach with screws or double-sided tape.

Mfg. No.	Order No.	Dia. In.
W1001	WSKW1001	4"

## Y-Fittings Dust Collector



Used for branching off main lines. Undersized to fit inside hose.

Mfg. No.	Order No.	Size In.
W1015	WSKW1015	4

## T-Fittings Dust Collector



Used for branching off main lines where design prevents use of Y-fitting. Undersized to fit inside hose.

Mfg. No.	Order No.	Size In.
W1013	WSKW1013	4



## Elbows Dust Collector



For use where ductwork changes direction. Undersized to fit inside hose. 1° tapered fit.

Mfg. No.	Order No.	Size In.
W1017	WSKW1017	4

## Dust Collectors 45° Elbow Fitting



45 degree direction change for building 4" OD dust collection systems. Heavy wall thickness stands up to hose clamp pressure.

Mfg. No.	Order No.	Dia. In.
D4256	WSKD4256	4

## Dust Collectors Reducers



Inside diameter is 2-1/2-inch to fit shop vacuum. Outside diameter match standard dust collection hose and function as regular reducers.

Mfg. No.	Order No.	Dim. In.
W1044	WSKW1044	4 x 2-1/2

## Reducers Dust Collector



Allows reduction to increase air velocity. Adapts to most machines.

Mfg. No.	Order No.	OD In.
D4225	WSKD4225	4 to 2-1/4



## Dust Collectors Reducers



Reduces hoses from 2-1/2" to 1-1/4" OD. Tapered for friction fit.

Mfg. No.	Order No.	Dim. In..
D4238	WSKD4238	2-1/2 x 1-1/4

## Dust Collectors Hose Splicers - Threaded/Tapered



Splice right, thread taper fitting. One end threads into a 4" dust collection hose and the other end is tapered to secure to any machine with a 4" dust port. Taper allows for a snug fit and quick removal of the splice as necessary.

Mfg. No.	Order No.	Dia. In.
D4257	WSKD4257	4"

## Splice Fittings Dust Collector



For connecting flexible hoses to add length. Slightly undersized to fit inside hose.

Mfg. No.	Order No.	Size In.
W1019	WSKW1019	4





## Dust Collectors Universal Adapters



Reduce dust collection hose from 4" to 1" OD in 2-3/4", 2-3/8 and 1-7/8" OD steps. Heavy wall thickness stands up to hose clamp pressure.

Mfg. No.	Order No.	Dia. In.
D4251	WSKD4251	4

## Dust Collectors Taper Hose Adapters



Tapered ends for press-on fit. Increases air velocity.

Mfg. No.	Order No.	Dim. In..
D4249	WSKD4249	4 x 2-1/4

## Dust Collectors Floorsweeps



For use in conjunction with 4" blast gate. Attaches easily to floor with double-sided tape.

Mfg. No.	Order No.	Dim. In. W x H x D
W1003	WSKW1003	24 W x 3-1/2 H x 7 D



## Hose Hangers Dust Collection



Flexible hose support. Fasteners not included.

Mfg. No.	Order No.	Size In.
D2107	WSKD2107	4-1/4

## Hose Clamps Wire



Wire hose clamps for connecting flexible piping to dust hoods, blast gates, and fittings.

Mfg. No.	Order No.	Dia. Size In.
W1317	WSKW1317	4



## Heat Guns



Variable temperature control allows for adjustment of heat settings. Lightweight, compact design with ergonomic comfort grip, built-in hang ring, and kickstand support provides greater stability. Includes cone nozzle and fishtail surface nozzle.

Mfg. No.	Order No.	Amps	Max. CFM	Temp. Range °F
D26950	DWTD26950	13	16	120 - 1100



## Heat Guns



MIL8975



MIL8977

Features impact-resistant heating element, cool air inlet design, and double insulation. 115V AC, 14.8 CFM air flow. **MIL8975:** Three-position rocker switch (Off-High-Low) 570°/1000° F. **MIL8977:** Rear housing rotates to select temperature. Variable temperature.

Mfg. No.	Order No.	Air Temp. °F	Lgth. In.
8975-6	MIL8975	570 or 1000	10-1/8
8977-20	MIL8977	140 - 1040	10-1/8

## Heat Gun Accessories



MIL80-0294



MIL80-0300

**MIL80-0294:** Intensifies heat for removing floor coverings, paint burning and vinyl top removal.

**MIL80-0300:** Includes hook nozzle, deflector nozzle, air spreader nozzle and air reduction nozzle.

Mfg. No.	Order No.	Desc.
49-80-0294	MIL80-0294	Air spreader
49-80-0300	MIL80-0300	Accessory assortment





## Heat Guns Electric




Powerful heated airflow with 2-speed fan for removing/stripping paint and varnish, shrinking/softening adhesives, molding/welding plastic, thawing, drying, and heat shrink applications. Dual temperature control, 300° C and 500° C heat settings, 750/1500 Watt.

Mfg. No.	Order No.	Temp °F
W50076	WIM50076	572 – 932

## Hot Wire Foam Factory

### Industrial Hot Knives Kit



Includes industrial knife, 4" and 6" straight knife blades, sled guide with 12" shapeable grooving blade, 12" round and flat blades, and carrying case.

Mfg. No.	Order No.	Desc.
035I-KIT	HFF035IK	For cutting foam and styrofoam



## Impact Wrenches 1/2" Square Drive – Air Impacttools™



Features 2-piece construction with adjustable power regulator, pressure-fed lubrication and 1/4" NPTF air inlet. 3/8" minimum hose size.

Mfg. No.	Order No.	Torque Ft.-Lbs.	RPM	CFM
231C	IRA231C	600	8000	4.2
236	IRA236	375	7400	4.0



## Impact Wrench 1/2" Square Drive — Air Impacttools™



Reverse torque of 930 ft-lbs powered by a twin-hammer impact mechanism. Durable, with a titanium hammercase, steel-wear plate and composite housing, only 4.6lbs.

Mfg. No.	Order No.	Torque Ft.-Lbs.	RPM
2235TIMAX	IRA2235TI	1,350	8,500



## Impact Wrenches General Duty — 1/2"



Powerful twin hammer. Push button forward/reverse for fast direction change. Adjustable power regulator. 2-pc. construction. Ideal for heavy duty automotive work.

Mfg. No.	Order No.	RPM	Torque Ft. Lbs.	Air Req. CFM
M625	WIM50625	7000	550	8



## Impact Wrenches 3/4" Square Drive — Air Impacttools™



High torque to size ratio. TwinHammer Plus™ mechanism provides durability. 8.2" length. Contoured trigger with ergonomic handle.

Mfg. No.	Order No.	Torque Ft.-Lbs.	RPM	CFM
2145QIMAX	IRA2145QI	1350	6300	8.5



## Impact Wrenches 3/4" Square Drive — Air Impacttools™



Used for engine teardowns, spring work, pinion nut and track pad removal. Includes jumbo hammer mechanism, pressure-fed lube system and 3/8" air inlet. 1/2" minimum hose size. Measures 8.8" L. 109 dBA.

Mfg. No.	Order No.	Torque Ft.-Lbs.	RPM	CFM
261	IRA261	1100	5500	9.5



## Impact Wrenches General Duty — 3/4"



Durable aluminum housing. Twin hammer clutch provides maximum torque and smooth operation. Built-in regulator with three forward and three reverse speeds. Socket retaining ring for rapid socket changes. Pin lock hole for oversized sockets. Lever select direction change.

Mfg. No.	Order No.	RPM	BPM	Torque Ft. Lbs.	Air Req. CFM
M627	WIM50627	4600	762	950	7



## Impact Wrenches Pneumatic



IRA285B6



IRA295A

1" drive. 5,250 RPM free speed at 120 PSI and features high-efficiency 6-vane motor. 1/2" NPTF air inlet. 1/2" minimum hose. 360° swivel inlet. Improved feather touch trigger.

**IRA285B6:** D-Handle with 6" anvil.

**IRA295A:** Top mounted dead handle.

Mfg. No.	Order No.	Torque Ft.-Lbs.	Air Cons. CFM
285B-6	IRA285B6	1770	10
295A	IRA295A	1770	10



## Pneumatic Ratchet Kits 3/8" Drive — 14-Pc.



Triple planetary gear design. Lever throttle for various speed. Includes 3" extension bar, screwdriver bit, screwdriver bit extension, universal joint, SAE impact sockets (3/8, 7/16, 1/2, 9/16, 5/8, 11/16 and 3/4") and storage case.

Mfg. No.	Order No.	RPM	Air Req. CFM	Torque Ft.-Lbs.
M564DB	WIM50564	150	4	10 - 50



## Ratchets Pneumatic



3/8" drive. 1/4" NPTF air inlet. 3/8" minimum hose size. 11" tool length. 360° adjustable exhaust directs air away from operator and work. Variable speed lever-style throttle.

Mfg. No.	Order No.	RPM	Torque Ft.-Lbs.	Air Cons. CFM
107XPA	IRA107XPA	160	54	4

## Pneumatic Hammer Kits



Alloyed steel barrel and heat-treated piston. Built-in power regulator and trigger control. 1/4" NPTF air inlet. 3/8" minimum hose size. 7.63" tool length. 2.28" stroke length. 3/4" bore diameter. Includes molded kit box and 6 assorted chisels: 3/4" flat blade chisel, punch chisel, claw ripper-edging tool, single blade cutter, kwik cutter, and vee chisel-spot welder breaker.

Mfg. No.	Order No.	BPM	Air Cons. CFM
121-K6	IRA121K6	3000	3

## Spring Retainer



Spring retainer for IRA121K6 air chiself.

Mfg. No.	Order No.	For
897-IR	CPA897-IR	IRA121K6



## Pneumatic Hammers Standard Duty



Economical air hammer for fast cutting action, especially for medium exhaust systems, panel cutting, and general repair work. Alloyed steel barrel and heat-treated piston for longer life. Built-in power regulator and trigger control. 1/4" NPTF air inlet, 3/8" minimum hose size.

Mfg. No.	Order No.	BPM	Stroke Lgth. In.	Air Cons. CFM
116	IRA116	3500	2.63	3



## Smoothing Hammers



CPA945



CPA1603

Mfg. No.	Order No.	Face Dia. In.
945	CPA945	1
1603	CPA1603	1-3/4

## Rivet Sets



Mfg. No.	Order No.	Dia. In.
SM10-4304	CPA4304	1/8
1604	CPA1604	3/16
1605	CPA1605	1/4





## Chicago Pneumatic Edging Chisels

Mfg. No.	Order No.	Lgth. In.	Dia. In.
907	CPA907	7	.401

## Muffler Splitters

Mfg. No.	Order No.	Lgth. In.	Dia. In.
908	CPA908	7	.401

## Rivet Cutters

Mfg. No.	Order No.	Lgth. In.	Dia. In.
912	CPA912	6.5	.401

## Angle scaling chisel

Mfg. No.	Order No.	Lgth. In.	Dia. In.
922	CPA922	7	.401

## Twin Blade Panel (Pipe) Cutter

Mfg. No.	Order No.	Lgth. In.	Dia. In.
909	CPA909	7	.401

## Angle scaling chisel

Mfg. No.	Order No.	Lgth. In.	Dia. In.
910	CPA910	7	.401

## Spot Weld Splitter

Mfg. No.	Order No.	Lgth. In.	Dia. In.
932	CPA932	7	.401

## Tapered Punch

Mfg. No.	Order No.	Lgth. In.	Dia. In.
911	CPA911	7	.401

## Chicago Pneumatic Air Hammer Retainers

Mfg. No.	Order No.	Desc.
895	CPA895	Bee hive retainer
897	CPA897	Quick-change retainer

## Ingersoll Rand

### Reversible Drills 1/4" Pneumatic



1/4" standard chuck. 1/4" NPTF air inlet. 3/8" minimum hose. 7-1/4" tool length. Hard hitting five-vane motor delivers smooth and robust performance. Adjustable speed control. Double-bearing construction for balance and reduced vibration.

Mfg. No.	Order No.	RPM	Air Cons. CFM
7804XP	IRA7804XP	0 - 1600	2

### Reversible Drills 3/8" Pneumatic



High quality 3/8" drill for general purpose drilling, honing, reaming, and hole sawing. 1/2 hp reversible motor with a quick reverse lever, variable speed throttle for starting holes easily. Experience smooth drilling power from this lightweight, compact drill.

Mfg. No.	Order No.	RPM	HP	CFM
7802RA	IRA7802RA	0 - 2000	1/2	4

## Ingersoll Rand

### Reversible Drills 3/8" Angled Head — Pneumatic



3/8" chuck. Compact low profile angle head. Used for drilling into sheet metal, wood, and composites. Features reversible motor, Jacobs chuck, rear exhaust, and grease point on angle head for easy maintenance. 1/4" NPTF air inlet, 3/8" minimum hose size.

Mfg. No.	Order No.	RPM	Air Cons. CFM
7807R	IRA7807R	1800	4

## Performance Tool

### Pneumatic Angle Drills General Duty — 3/8"



Aluminum alloy housing. Planetary gear drive. 90° angled head to drill in confined areas. 3/64" to 3/8" chuck capacity.

Mfg. No.	Order No.	RPM	Air Req. CFM
M649	WIM50649	1900	4

### Reversible Drills 1/2" Pneumatic



Planetary gears with ball bearings. 1/16" to 1/2" chuck capacity. Variable speed throttle, fingertip revers, non-slip grip, keyless chuck and side handle. Use to drill, hone, ream, hole saw and wire brush most metal or wood.

Mfg. No.	Order No.	RPM	Air Req. CFM
M651	WIM50651	600	4



## Surface Conditioning Kits Die Grinder — Pneumatic



Includes the IR 301 angle air die grinder, molded case with two 3" course, two 3" medium grit 3M® Roloc™ surface conditioning pads, one 3" disc holder, two 2" medium grit, two 2" coarse grit 3M® Roloc™ surface

conditioning pads, and one 2" disc holder. IR 301 Specifications: Free speed: 20,000 rpm; Weight: .99 lb. (.45 kg); Length: 5" (127 mm); Average air consumption: 3 cfm; Air consumption @ load: 14 cfm; Sound (pressure/power): 90/103 dBA; Rated power: .25 hp; Collet size: 1/4"; Air inlet: 1/4"

Mfg. No.	Order No.	RPM	Air Cons. CFM
301B32MK	IRA10644	20,000	3



## Angle Grinders 4" Heavy Duty — Pneumatic



Lightweight and durable aluminum housing. Hardened bevel gears, removable handle, variable speed throttle and side exhaust that directs air flow away from work. Use for weld preparation, smoothing, rust removal and deburring.

Mfg. No.	Order No.	RPM	Air Req. CFM	Wheel Dia. In.
M658	WIM50658	11,000	6	4



## Die Grinders 1/4" — Pneumatic



WIM50566



WIM50656

**WIM50566:** Features variable speed, rear exhaust and built-in regulator. Aluminum housing.

**WIM50656:** 90° angled head design allows use in confined areas. Features aluminum housing with soft touch finish. Variable speed, rear exhaust and built-in regulator.

Mfg. No.	Order No.	RPM	Air Req. CFM
M566DB	WIM50566	22,000	4
M656	WIM50656	20,000	4



## Die Grinders 1/4" — Pneumatic



Used for porting, weld breaking, smoothing sharp edges, deburring, polishing, and grinding. Standard 1/4" collet for all types of accessories. Safety lever prevents accidental starts. Front exhaust helps keep work surface clean. Compact mini model for versatility. 1/4" NPTF air inlet. 3/8" minimum hose. 4-3/4" tool length.

Mfg. No.	Order No.	RPM	Air Cons. CFM
307B	IRA307B	27,000	3

## Die Grinders 1/4: Right Angle — Pneumatic



Use for grinding, edge breaking, deburring, porting, and polishing. Right angle configuration. Compact, lightweight, easy to handle design. Safety lever prevents accidental starts. Ball bearing construction for durability. Precision machined gearing delivers maximum power transfer. 1/4" NPTF air inlet. 3/8" minimum hose. 5" tool length.

Mfg. No.	Order No.	RPM	Air Cons. CFM
301	IRA301	20,000	3



## Die Grinders 1/4" Heavy Duty — Pneumatic



Used for porting, weld breaking, and smoothing sharp edges. Positive grip 1/4" capacity collet chuck. Safety lever prevents accidental starts. Front exhaust helps keep work surface clean. 1/4" NPTF air inlet. 3/8" minimum hose. 5-5/8" tool length. Includes two collet wrenches.

Mfg. No.	Order No.	RPM	Air Cons. CFM
308B	IRA308B	25,000	3

## Cut-Off Tools Heavy Duty — Pneumatic



3/8" arbor X 2-7/8" wheel size. Contoured lever throttle with positive self-locking action. Built-in speed regulator. 360° rotatable chrome-plate spark guard. Use to cut sheet metal, nuts, and bolts. 1/4" NPTF air inlet. 3/8" minimum hose.

Mfg. No.	Order No.	RPM	Air Cons. CFM
326	IRA326	18,000	10



## Utility Cut-Off Tools Pneumatic



Aluminum housing. Rear exhaust. 1" maximum cutting capacity. 3/8" arbor hole. Metal blade guard. Use to cut many types of sheet metal, fiberglass, bolts, muffler clamps.

Mfg. No.	Order No.	RPM	Air Req. CFM	Wheel Dia. In.
M563DB	WIM50563	22,000	4	3





## Air Reciprocating Saws Super Duty — Pneumatic



Features contoured design with rubber grip for increased comfort.

Mfg. No.	Order No.	SPM	Lgth. In.	Net Wt. Lbs.
4429	IRA4429	5750	9.25	1.63

## Reciprocating Saw Blades Pneumatic



Bi-metal construction. Can be used with all standard air reciprocating saws. 6 per package.

Mfg. No.	Order No.	Blade Type	TPI
P4EV-6	IRAP4EV6	Fine standard pitch	32
P4CS-6	IRAP4CS6	Course standard pitch	24
P4FS-6	IRAP4FS6	Extra Course variable pitch	14/18



## Micro Die Grinders 1/8" Pneumatic



1/8" pneumatic die grinder for detail work. Vibration-free ball bearing construction. Features easy twist on/off switch, 3/16" x 42" air hose and accessory kit. Includes inline oiler, tool oil, female plug and wrenches.

Mfg. No.	Order No.	RPM	Air Req. CFM
M547	WIM50547	54,000	2



## Random Orbit Sanders 6" Ultra Duty



Vacuum-ready, air-powered sander with 6" adhesive pad. Low vibration; swirl-free finish.

Mfg. No.	Order No.	OPM	Wt. Lbs.
4151	IRA4151	12,000	1.92

## Orbital Sanders 6" Pneumatic



Dual action quiet air sander. Low vibration, balanced ball bearing. Adjustable regulator for positive speed control. For feather edging, metal preparation, and finish work on body filler.

Mfg. No.	Order No.	RPM	CFM
311A	IRA311A	12,000	8

## Needle Scalers Pneumatic



Standard duty. 18.3" length with 1/4" air inlet. 5/16" minimum hose size. Net weight 6.22 lbs.

### Needle Scalers

Mfg. No.	Order No.	Needle Qty.	Needle Size In.	RPM	Bore Dia. In.
125	IRA125	19	1/8	4600	1

### Replacement Needles

Mfg. No.	Order No.	Desc.
PF2219-22-19	IRAPF2219	19-needle set for IR125



## Scaler Needles



19 pc. pkg. of 3mm x 180mm needles.

Mfg. No.	Order No.	Qty.
N307	JETN307	19



# ***WE DO LOGOS***

**LET US PUT YOUR LOGO ON SAFETY VESTS,  
JACKETS, SHIRTS, HARDHATS & GLOVES!**



- We can take your ideas and turn them into a finished design
- Low minimums!

**For more information, contact your  
Sales Representative today!**