

DEWALT®

POWER TOOLS, EQUIPMENT & ACCESSORIES



GUARANTEED TOUGH.®

DEWALT®

CORDLESS CATALOG



LITHIUM ION



POWERED BY NANO™ - PHOSPHATE LITHIUM ION

36
VOLT

28
VOLT

18
VOLT

This all-new, revolutionary tool lineup is lightweight but powerful and delivers superior cycle life.

NANO™ Technology is available in:

18V – Works with your existing 18V tools.

28V – An ultimate power-to-weight performer.

36V – Gives you the power of corded without the cord.



18
VOLT

LITHIUM ION
NANO TECHNOLOGY

LIGHTER.



28
VOLT

LITHIUM ION
NANO TECHNOLOGY

STRONGER.



36
VOLT

LITHIUM ION
NANO TECHNOLOGY

WITHOUT A CORD.

HERE'S HOW TO MAKE THE RIGHT CHOICE.

1 Start with Voltage. As voltage increases,

you can perform **more** applications, **larger** applications, and do them **faster**.

Selecting a voltage also includes determining whether the voltage system offers all of the tools you need.

2 Determine the Product Family.

Depending on your prioritization of performance, ergonomics and value, DEWALT offers up to three choices of product families.

3 Compare Feature Sets. DEWALT offers

a variety of options in transmissions, chucks, batteries, etc. to best satisfy your needs.

1 Start with Voltage



Page 8

36V



Page 14

28V



Page 20

18V



Page 30

14.4V



Page 32

12V



Page 34

9.6V



Page 34

7.2V

2 Determine the Product Family

LITHIUM ION



Top 2 Needs:

Size/Weight
Performance



Top 2 Needs:

Power
Run-Time



COMPACT

Top 2 Needs:

Size/Weight
Value



3 Compare Feature Sets

Transmission RPMs



Chuck Type

Battery Type



Carrying Case

Keyless Clamps



Handle Comfort

Balance



Hammer Feature

GUARANTEED TOUGH.®

DEWALT

18V CORDLESS SYSTEM

18 VOLT

OVER 40 TOOLS. ONE SYSTEM.



DEWALT **LITHIUM ION** **NANO TECHNOLOGY**
POWERED BY NANO™ PHOSPHATE LITHIUM ION

RECHARGES
2X MORE
Recharges

WEIGHT
One lb
Lighter

PERFORMANCE
2-9/16" Self-Feed Bit Through One 2x4
SPEED OF DRILLING

Model	Average Speed of Drilling (seconds)
DEWALT D9277	~10.5
Makita LXT BHP451	~13.5

37% FASTER

SYSTEM
18V NANO™ Battery
Works with
All Your 18V
DEWALT Tools.

*DC9180 requires a NANO™ compatible charger DC9310, DC9320, DC9319

HEAVY-DUTY 1/2" (13mm) 18V CORDLESS HAMMERDRILL/DRILL/DRIVER KIT

**18
VOLT**

DC927KL

Patented 3-Speed All-Metal Transmission

Maximizes the speed to the application for optimal performance

Heavy-Duty 1/2" Self-Tightening Chuck

Chuck tightens throughout operation providing superior bit gripping torque

Maximum Durability and Reliability

Built to withstand the job-site environment and the most demanding applications

18V High Performance Battery Pack

Provides long run-time and battery life

DeWALT Built High Power, High Efficiency Motor with Electric Brake
Delivers maximum performance in all drilling and fastening applications

Anti-Slip Comfort Grip
Provides increased comfort and control

**18
VOLT**

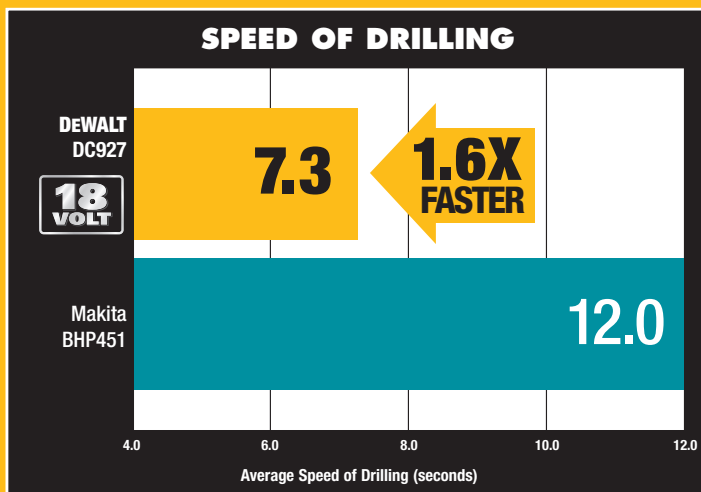
PERFORMANCE

2-9/16" Self Feed Bit Through One 2x4

Average results based on 54 applications using 6 units




**One
2x4**



SPECIFICATIONS

**18
VOLT**

Catalog Number	DC927KL
Volts	18V
Chuck Size	1/2"
Max Power	425 unit watts out
# of Speed Settings	3
Max RPM	0-450/0-1,500/0-1,800
Max BPM	0-7,650/0-25,500/0-30,600
# of Clutch Settings	22
Weight	5.5 lbs
Includes	(2) 18V battery packs, 1 hour charger, 360° side handle, heavy-duty kit box



LITHIUM ION

NANO TECHNOLOGY
POWERED BY NANO-PHOSPHATE LITHIUM ION

GUARANTEED TOUGH.®

KEY FEATURES

DEWALT

HEAVY-DUTY 1/4" (6.35mm) 18V CORDLESS IMPACT DRIVER KIT

18 VOLT

DC827KL

KEY FEATURES

OEM Accessory Recess

Provides compatibility with many popular after-market components for increased flexibility and productivity

LED Work Light

Provides increased visibility in dark/confined spaces

Variable Speed Reversing Switch

Provides control for both setting and removing fasteners

Short Length

Compact to fit into tight spaces



Durable High Speed Motor with Replaceable Brushes

Provides high performance, durability and serviceability

Improved Handle Design

Delivers increased comfort and provides for less user fatigue

18V High Performance Battery Pack

Provides long run-time and battery life

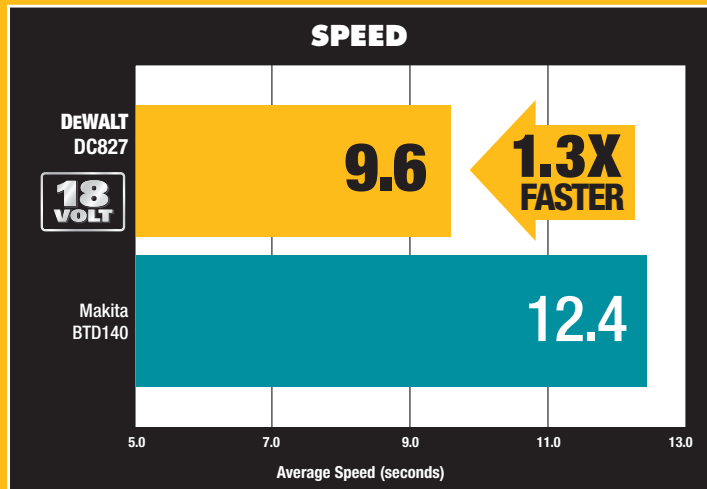
PERFORMANCE

3/8" x 3" Lag Bolt into 4x4 Pressure Treated Lumber

Average results based on 54 applications using 6 units




Lag
Screw
in 4x4



SPECIFICATIONS

18 VOLT

Catalog Number	DC827KL	DC822KL
Volts	18V	18V
Chuck Size	1/4" Hex, Quick Release	1/2" Square with Detent Pin Retention
Torque	1,330 in.-lbs.	1,740 in.-lbs.
No Load RPM	0-2,400	0-2,400
Max IPM	0-2,700	0-2,700
Weight	3.7 lbs	3.7 lbs
Includes	(2) 18V battery packs, 1 hour charger, heavy-duty kit box	(2) 18V battery packs, 1 hour charger, heavy-duty kit box



DEWALT

LITHIUM ION

NANO TECHNOLOGY

POWERED BY NANO'S PROGRADATE LITHIUM ION

HEAVY-DUTY 18V BATTERY PACK WITH NANO™ TECHNOLOGY

DC9180

- Compatible with DeWALT 18V Tools
- DeWALT Exclusive NANO™ Phosphate Lithium Ion Cells
Offer long battery life & durability: 2,000 recharges
- Lightweight Design
1.5 lbs - same weight as a DeWALT 12V NiCd battery
- No Memory & Virtually No Self-Discharge
For maximum productivity & less downtime



*Requires NANO™ Technology compatible charger (DC9310, DC9320 or DC9319)

HEAVY-DUTY 7.2V-18V NiCd/NiMH/Li-Ion 1 HOUR CHARGER

DC9310

- Charges All DeWALT 7.2 - 18V NiCd/NiMH/Li-Ion Batteries
Users need only one charger for multiple cordless products (except Univolt batteries)
- DeWALT 3-Stage Charging System
Provides maximum run-time and extends overall life of the battery



18 VOLT

*Also Available:

- DC9180C Heavy-Duty 1 Hour Charger and 18V Battery Pack with NANO™ Technology Combo Kit
- DC9320 Heavy-Duty 7.2V-18V NiCd/NiMH/Li-Ion Dual Port 1 Hour Charger
- DC9319 Heavy-Duty 7.2V-18V NiCd/NiMH/Li-Ion 1 Hour Vehicle Charger

HEAVY-DUTY 18V CORDLESS COMBO KIT

LITHIUM ION

NANO™ TECHNOLOGY

POWERED BY NANO™-PHOSPHATE LITHIUM ION

18 VOLT



DCX4230

KIT INCLUDES:

- Hammerdrill/drill/driver
- Impact driver
- (2) 18V battery packs
- 1 hour charger
- 360° side handle
- Contractor bag

18 VOLT



DCK475L

KIT INCLUDES:

- Hammerdrill/drill/driver
- Impact driver
- Reciprocating saw
- Flexible floodlight
- (2) 18V battery packs
- 1 hour charger
- 360° side handle
- Reciprocating saw blade
- Contractor bag

18 VOLT



DCK675L

KIT INCLUDES:

- | | |
|---------------------------|---------------------------|
| Hammerdrill/drill/driver | 360° side handle |
| Impact driver | Reciprocating saw blade |
| Reciprocating saw | Type 1 and type 27 guards |
| Cut-off tool | Wrench |
| High-torque impact wrench | Backing flange |
| Flexible floodlight | (1) Type 1 wheel |
| (2) 18V battery packs | 2-position side handle |
| 1 hour charger | Contractor bag |

GUARANTEED TOUGH.®

DEWALT

18V CORDLESS SYSTEM

OVER 40 TOOLS. ONE SYSTEM.



GET WITH THE SYSTEM.™

*DC9180 requires a NANO™ compatible charger DC9310, DC9320, DC9319

DEWALT[®]

HEAVY-DUTY MITER SAWS AND ACCESSORIES




Precision at its Toughest.


DEWALT® SIGNATURE FEATURES

DEWALT Miter Saws Give You ACCURACY. CAPACITY. DURABILITY.

THE DIFFERENCE IS BUILT IN



Precise Miter System and Machined Base Fence Support deliver increased cutting accuracy



Adjustable Stainless Steel Miter Detent Plate with Positive Stops delivers repeatable accuracy and worksite durability *(number of positive stops varies with model)*



Positive Bevel Stops at most common cutting angles *(number of stops and angles varies with model)*



Cam Lock Miter Handle with Detent Override delivers quick and accurate miter angles



Tall Sliding Fences support tall materials and easily slide out of the way for bevel cuts



Vertical Capacity with Trim Vertically Nested ranges from 3-1/2" (DW712) to 6-5/8" (DW716, DW718) with choices in between *(see product chart)*



Single-Bevel Design allows saw to easily bevel *(degrees of bevel varies with model)*



Double-Bevel Design allows saw to easily bevel left and right giving the user the ability to flip saw not the material *(degrees of bevel varies with model)*



Two Piece Blade Guard for increased durability



Laser and L.E.D. Worklight Ready Accepts DW7187 Adjustable Laser System & DWS7085 XPS™ Crosscut Positioning System Worklight*

* Laser System & XPS™ Worklight sold separately

DW718

CAPACITY

Vertical

BASEBOARD
against fence
6-1/2"



CROWN
MOLDING
vertically nested
6-5/8"



Horizontal

2x14



16"
MAXIMUM
cross cut
capacity with
exclusive back
fence design



PORTABILITY

WEIGHS
ONLY

53 lbs Built in carry handles



12" BLADE

DW716

CAPACITY

Vertical

BASEBOARD
against fence
6-1/2"



CROWN
MOLDING
vertically nested
6-5/8"



Horizontal

2x8



10"
MAXIMUM
cross cut
capacity with
exclusive back
fence design



PORTABILITY

WEIGHS
ONLY

44 lbs Built in carry handles



12" BLADE

DW715

CAPACITY SINGLE-BEVEL

Vertical

BASEBOARD
at left 45° miter
6-1/2"



CROWN
MOLDING
vertically nested
5-1/4"



Horizontal

2x8



8"
MAXIMUM
cross cut
capacity



PORTABILITY

WEIGHS
ONLY

42 lbs Built in carry handles



12" BLADE

CAPACITY

Vertical

BASEBOARD
against fence

3-1/2"



CROWN
MOLDING

vertically nested

4-1/2"



Horizontal

2x6



6"

MAXIMUM
cross cut
capacity



PORTABILITY

WEIGHS
ONLY

35 lbs

Built in carry
handles

LASER & L.E.D. WORKLIGHT



Accepts DW7187
Adjustable Laser System
& DWS7085 XPS™
Crosscut Positioning
System Worklight*

* Laser System & XPS™ Worklight
sold separately

ACCURACY & DURABILITY



Precise Miter System and
Machined Base Fence Support
deliver increased cutting accuracy



Adjustable Stainless Steel Miter
Detent Plate with 11 Positive
Stops delivers repeatable accuracy
and worksite durability



Positive Bevel Stops
0°, 45° left



Cam Lock Miter Handle with
Detent Override delivers quick
and accurate miter angles



Single-Bevel Design allows
saw to easily bevel left 0° - 48°



DW713

**SINGLE-BEVEL
COMPOUND MITER SAW**

DW712

CAPACITY SINGLE-BEVEL SLIDING

Vertical

BASEBOARD against fence

3-1/4"



CROWN MOLDING vertically nested

3-1/2"



Horizontal

2x12



12"
MAXIMUM cross cut capacity



PORTABILITY

WEIGHS ONLY

43 lbs

Built in carry handles

8-1/2" BLADE



MITER SAW ACCESSORIES

DWS7085

XPS™ Crosscut Positioning System Worklight

Designed Exclusively for the DW713, DW715, DW716 and DW718 DeWALT Miter Saws

No adjustments required for accurate repeatable cuts



Illuminates Work Surface for increased productivity

Separate Power Supply delivers a convenient light switch location without the need for batteries

Bright L.E.D. Technology delivers enhanced visibility

On/Off Switch On Power Supply permits light use with or without blade operation



Shadow Cut Line delivers fast accurate alignment



Installs in Minutes



DW723
Heavy-Duty Universal Miter Saw Stand
(For all DeWALT Miter Saws)



DW7231
Miter Saw Stand Mounting Brackets
(For DW723)



DW7232
Miter Saw Stand Material Support and Stop
(For DW723)



DW7187
Laser
(For DW713, DW715, DW716, DW718)



DW7053
Dust Bag
(For all DeWALT Miter Saws)



DW7084
Crown Stops
(For all DeWALT Miter Saws)



DW7080
Extension Kit
(For all DeWALT Miter Saws)



DW7082
Vertical Clamp
(For all DeWALT Miter Saws)

GUARANTEED TOUGH.®

ROOFING NAILERS

KEY FEATURES

HEAVY-DUTY 3/4" - 1-3/4" COIL ROOFING NAILER

Steel Wear Guards, Anti-Skid Pads

Protects tool against abuse and abrasive work surface. Aids in preventing tool from sliding off a rooftop.

Hinged Feed Piston Cover

Protects the feed piston from debris accumulation and allows for quick and easy cleaning



Beveled Nose with Carbide Inserts

Aids in tool maneuverability and enhanced nose life

Tool-Free Thumb Wheel Depth Adjust

Assists in locating perfect depth setting



Lightweight – 4.9 lbs

Provides enhanced maneuverability and reduced user fatigue

Nail Height Adjustment Lever

Allows for quick and easy nail height adjustments



D51321

COIL ROOFING NAILERS

MANUFACTURER	DEWALT	Max®	Hitachi®	Bostitch®
Model	D51321	CN445R	NV45AB2	RN45-1
Weight	4.9	5.2	5.5	4.9
Fastener Type	0.12	0.12	0.12	0.12
Canister Capacity	120	120	120	120
Fastener Range	3/4" – 1-3/4"	3/4" – 1-3/4"	7/8" – 1-3/4"	3/4" – 1-3/4"
Tool Free Depth Adjustment	Yes	Yes	Yes	Yes
Integrated Nose Door Jam Clear	Yes	No	No	No
External Nail Platform Adj. Lever	Yes	No	No	No
Feed Piston Bias	Pneumatic	Spring	Pneumatic	Spring
Hinged Feed Piston Cover	Yes	No	No	No
4-Bolt Nose	Yes	Yes	Yes	No
Nose Piece with Carbide Inserts	Yes	Yes	Yes	Yes
Steel Wear Guards	Yes	No	Yes	Yes
Shingle Guide	Yes	Yes	Yes	Yes
Exhaust	Fixed	Fixed	Fixed	Fixed
Oil-less	No	No	No	No
Trigger Lock-Off	Yes	No	No	No
Operating Pressure	70-120	70-120	70-120	70-120

PERFORMANCE



- Durable
- Works as fast as you do
- Easy to use

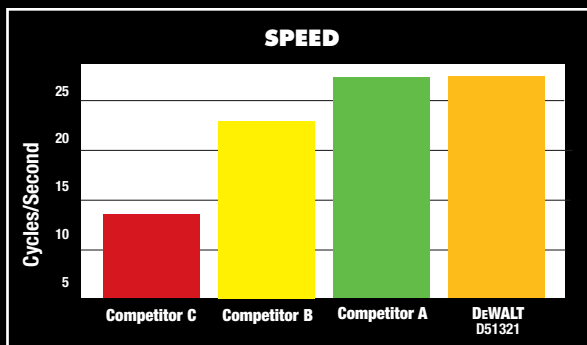
EASE OF USE

Unique door sequence allows for quick and easy nail loading.

Nose door locks the nails in place before the canister closes.



SPEED



Works as Fast as the User Demands!

Cycle rate of (23) fasteners per second



HAND CARRY (SEALED-LUBE)



KEY FEATURES

HEAVY-DUTY 200 PSI, 4.5 GALLON WHEELED PORTABLE COMPRESSOR

Vertical Stand

Allows compressor to be stored vertically for efficient use of storage space



Two High-Flow Couplers

Two couplers for operation of multiple nailers
Allows for maximum nailer performance

High-Flow Regulator

Allows for maximum nailer performance

Roll Cage

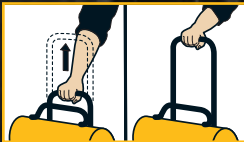
For maximum durability and protection

2" Gauges

Allows for easy reading during operation

200 PSI, 4.5 Gallon Tank

Provides 80% more usable air* than the industry leading 150 PSI compressor



Telescoping Pull Handle

Allows user to pull the compressor across jobsite terrain

Carry Handle

Robust handle provides mobility

Ball Drain Valve


Allows for quick and thorough tank draining

ALSO AVAILABLE IN 15 GALLON WORKSHOP COMPRESSOR



* Usable air calculated based on available air per gallon over 90 psi.

D55146



MANUFACTURER	DeWALT	Senco®
Model	D55140	PC1010
Power Supply (running HP)	DeWALT 0.3 HP	0.5 HP
Drive	Direct	Direct
SCFM @ 90 PSI	0.75	0.6 @ 100 PSI
ISO1217 Claim	Yes	No
Tank (gallons)	1.0	1.0
Max PSI	135	125
Weight (lbs)	24	20



MANUFACTURER	DeWALT	DeWALT
Model	D55146	D55168
Power Supply (running HP)	DeWALT 1.8 HP	DeWALT 1.8 HP
Drive	Belt	Belt
SCFM @ 100 PSI	5.2	5.4
ISO1217 Claim	Yes	Yes
Tank (gallons)	4.5	15
Max PSI	200	200
Weight (lbs)	83	92



MANUFACTURER	DeWALT	Hitachi®	Bostitch®	Senco®
Model	D55141	EC79	CAP2060P	PC0968
Power Supply (running HP)	DeWALT 0.6 HP	1.0 HP	1.6	1.0 HP (Peak)
Drive	Belt	Direct	Direct	Direct
SCFM @ 90 PSI	2.0	2.7	2.7	2.2 @ 100 PSI
ISO1217 Claim	Yes	No	No	No
Tank (gallons)	2.0	6.0	6.0	2.5
Max PSI	150	135	135	135
Weight (lbs)	30	60	51	38

PERFORMANCE



200 MAX PSI
Tank Pressure

4.5 Gallon
Compressor Tank

5.2 SCFM
@ 90 PSI

1.8 HP
Running

Produces **80% MORE** usable air than industry leader*

DURABILITY & RELIABILITY



Durable Oil-Free Pump for long life and maintenance-free operation



Fully Protected Roll Cage Design to protect compressor from harsh jobsite conditions



Protective Fixed Metal Console protects compressor gauges, regulator and couplers during use and transportation

EASE OF USE



10" Pneumatic Wheels and Handles provide superior stability and easy mobility



Vertical Stand allows user to save space by transporting or storing the compressor in a vertical position


LOW NOISE
*Tested Per ISO 3744

78 dBA*



Ball Drain Valve allows for quick and thorough tank draining for longer life

TECHNOLOGY BENEFITS



The D55146 provides users with **80% more usable air*** than the industry leader allowing users to do more work and be more productive.

*Usable air calculated based on available air per gallon over 90 psi.

USAGE CHART

	NAILERS SUPPORTED			
	Brad: 7 – 13	Finish: 5 – 9	Framers: 2 – 3	Roofers: 2 – 4

HAND-CARRY (OIL-LUBE) ELECTRIC COMPRESSORS

KEY FEATURES

HEAVY-DUTY 1.1 HP CONTINUOUS 4 GALLON ELECTRIC AIR COMPRESSOR



Top Load Panel with Tie Down Holes

Allows unit to transport loads up to 100 lbs

Convenient Cord Wrap

For easy storage

High Flow Regulator

For increased performance

Ball Drain Valve

Allows for quick and thorough tank draining



Easy Access to Pump

4.0 CFM

Soft Start Valves

Oil Lubricated Pump with Cast Iron Cylinder

Improves durability and life

Universal Quick Couplers

To easily support multiple tools

10" Pneumatic Wheels and Collapsible Handle

For ease of mobility

D55154



MANUFACTURER	D55154	Makita®
Model	D55154	MAC5200
Power Supply (running HP)	DeWALT 1.1 HP	3.0 HP (Peak)
Drive	Direct	Direct
SCFM @ 100 PSI	3.8	6.5
ISO1217 Claim	Yes	No
Tank (gallons)	4.0	5.2
Max PSI	125	140
Weight (lbs)	87	88



MANUFACTURER	DeWALT	DeWALT	DeWALT
Model	D55151	D55153	D55152
Power Supply (running HP)	DeWALT 1.1 HP	DeWALT 1.1 HP	DeWALT 1.1 HP
Drive	Direct	Direct	Direct
SCFM @ 100 PSI	3.2	3.8	3.8
ISO1217 Claim	Yes	Yes	Yes
Tank (gallons)	4.0	4.0	4.0
Max PSI	125	125	125
Weight (lbs)	53.3	56.5	65



MANUFACTURER	Hitachi®	Jenny®	Makita®	Quincy®	RIDGID®	Rol-Air®	Senco®
Model	EC119SA	AM780-HC4V	MAC4200	H1214PN	OL50135AL	FC2002	PC1131
Power Supply (running HP)	1.6 HP	2.0 HP (Peak)	2.5 HP (Peak)	2.0 HP (Peak)	1.5 HP	2.0 HP (Peak)	2.0 HP (Peak)
Drive	Direct	Direct	Direct	Direct	Direct	Direct	Direct
SCFM @ 100 PSI	4.0	4.1	4.2	4.1	3.7 @ 90 PSI	4.1	3.8
ISO1217 Claim	No	No	No	No	Yes	No	No
Tank (gallons)	4.0	4.0	4.2	4.4	5.0	4.3	4.3
Max PSI	135	125	130	125	135	125	125
Weight (lbs)	63.7	56.5	80	65 shipping	55	64 shipping	60

PERFORMANCE



4.0 SCFM

125 PSI

1.1 HP
Induction Motor

4.0
Gallon Tank

Dual Soft Start Valves

DURABILITY



- Wrap-around Frame
- Protected Control Panel
- Oil-lube Pump
- Cast Iron Cylinder
- Large Metal Hubs Tires

EASE OF USE



- 10" Wheels/Collapsing Handle
- Transport Deck
- Cord Wrap
- Easy Crankcase Access
- Ball Drain Valve

USAGE CHART



NAILERS SUPPORTED

NAILERS SUPPORTED			
			
Brad: 5 – 10	Finish: 4 – 7	Framers: 1.5 – 2.5	Roofers: 2 – 3

PNEUMATIC FINISH NAILERS

KEY FEATURES

HEAVY-DUTY FINISH NAILERS

360° Exhaust Cap
Channels air and jobsite dust away from the user

Lightweight Magnesium Body - 3.85 lbs*
Reduces user fatigue

Tool-Free Jam Clear
For rapid removal of bent nails



Injection Molded Grip
Reduces user fatigue and resists ripping & tearing

Tool-Free Adjustable Belt Hook
Allows tool to hang on belt

Rear Load, Load and Lock and Lock & Load Magazine*
Quick and easy fastener reload

Tool-Free Depth Adjustment
Quick depth setting for proper nail countersink

Low-Profile No-Mar Pad
With swept-back contact tip for increased visibility

*Feature not available on D51238K

D51257K

DURABILITY & RELIABILITY



Lightweight Magnesium Body delivers a unit that is among the lightest in the industry

Trigger Lock-Off allows trigger to be disabled when not in use
360° Exhaust Cap channels dust and air away from the user

Low Profile No-Mar Pad increases visibility and reduces marring on material

APPLICATIONS



Cabinetmaking



Molding



Trim

PERFORMANCE & EASE OF USE



Internal Piston Catch for consistent maximum power on every shot



Clean Line Of Site for accurate and easy nailing



Sealed Lube Dual Tech™ allows for oil free or oil lube operation

15 GAUGE FINISH NAILERS

MANUFACTURER	DeWALT	Bostitch®	RIDGID®	Senco®
Model	D51276K	N62FNK-2	R250AFA	FP41xp
Nail Length	1" – 2-1/2"	1-1/4" – 2-1/2"	1" – 2-1/2"	1-1/4" – 2-1/2"
Weight (lbs)	< 4 lbs	3.8 lbs	3.9 lbs	4 lbs
Technology	Sealed Lube Dual Tech (Oil free & Oil Lube)	Maintenance free	Oil	Maintenance free
Depth Of Drive	Tool Free	Tool Free	Tool Free	Tool Free
Jam Release	Tool Free	Tool Free	Tool Free	Tool Free
Adjustable Air Exhaust	Tool Free	Tool Free	Tool Free	Tool Free
Belt Hook	Adjustable	No	Adjustable	Adjustable
Nail Capacity	110	130	100	100
Body	Magnesium	Magnesium	Magnesium	Magnesium
Trigger Lock	Yes	No	No	No
Case	Yes	Yes	Yes	No
Accessories	Nails, Glasses	Nails	Nails	None

16 GAUGE FINISH NAILERS

MANUFACTURER	DeWALT	Stanley-Bostitch®	Senco®	RIDGID®
Model	D51257K	FN16250K-2	FP32	R250SFA
Nail Length	1" – 2-1/2"	1-1/4" – 2-1/2"	1-1/4" – 2-1/2"	3/4" – 2-1/2"
Weight (lbs)	3.85 lbs	3.3 lbs	4.0 lbs	3.5 lbs
Technology	Sealed Lube Dual Tech (Oil free & Oil Lube)	Maintenance Free	Oil	Oil
Depth Of Drive	Tool Free	Tool Free	Tool Free	Tool Free
Jam Release	Tool Free	Tool Free	Tool Free	Tool Free
Adjustable Air Exhaust	Tool Free	Rear - Fixed	Tool Free	Tool Free
Belt Hook	Adjustable	No	Yes	Adjustable
Nail Capacity	100	104	110	100
Trigger Lock	Yes	No	No	Selectable
Case	Yes	Yes	Yes	Yes
Accessories	1,000 Fasteners, Case, Oil, Safety Glasses	Nails	Oil, Case, Fastener Rebate	Nails

18 GAUGE BRAD NAILERS

MANUFACTURER	DeWALT	Bostitch®	Senco®	Paslode®	Hitachi®
Model	D51238K	BT200K	FP18	T200-F18	NT50AE
Range	5/8" – 2"	5/8" – 2"	5/8" – 2"	5/8" – 2"	3/4" – 2"
Weight (lbs)	2.8	2.1	2.9	2.1	3.2
Depth Control	4 Detents	Yes	Yes	Yes	No
Jam Release	Front	No	No	Side	Yes
Adjustable Air Exhaust	Yes	No – rear	No – rear	Yes	Yes
Rubber Grip	Yes	Yes	Yes	Yes	Yes
Fitting	No	Yes (with dust cap)	Yes	Yes	Yes
Reload Indicator	Side/top	Side	Side	Side	Side
Magazine Capacity	110	100	110	100	100
Non-Marring Trip	Yes	Yes	Yes	Yes	No
Kit	Case	Case, 100 of 2" brad nails	Case, oil, fastener rebate	Oil, case, glasses	Case, glasses

18 GAUGE BRAD NAILERS (1-3/8" or Smaller)

MANUFACTURER	DeWALT	Bostitch®	Senco®	Paslode®	Hitachi®
Model	D51236K	BT125K	FP15	T125-F18	NT32AE2
Range	5/8" – 1-1/4"	5/8" – 1-1/4"	5/8" – 1-1/4"	5/8" – 1-1/4"	5/8" – 1-1/4"
Weight (lbs)	2.4	1.9	2.4	1.753	2.0
Depth Control	Tool Free	Tool Free	Tool Free	Tool Free	Tool Free
Jam Release	Front	Split Nose	No	Side	Front
Adjustable Air Exhaust	Yes - Front	No - Rear	No - Rear	Yes - Front	Yes - Front
Grip	Integrated	Integrated	Slip On	Slip On	Slip On
Fitting	No	Yes	Yes	Yes	Yes
Magazine Capacity	110	100	110	100	100
Trigger	Sequential w/ Lock	Sequential	Sequential	Sequential	Selectable
Non-Marring trip	Yes	Yes	Yes	Yes	Yes
Kit	Case, Oil, Glasses	Case, 1000 Nails	Case, Oil, Fastener Rebate	Case, Oil, Glasses	Case, Glasses

DEWALT

NEW ACCESSORY PRODUCTS



.045" Z60T-BF
Type 1 / Tipo 1
XP
EXTENDED Performance
Metal / Stainless Cutting
Metal/Inoxidable Cortar
Métal/Inoxydable Coupe
4 1/2" x .045" x 7/8"
(115 x 1.2 x 22.2mm)
MAX RPM: 13,300
MAX RPS: 221.67
ADVERTENCIA:
Para evitar lesiones de gravedad, use la protección apropiada para la vista, el oído y las vías respiratorias. No permita que se caiga. Monte y utilice la herramienta adecuadamente conforme a la norma ANSI B7.1 y OSHA. Use protecciones apropiadas.
AVERTISSEMENT:
Pour éviter les graves blessures, porter des protections appropriées pour les yeux, les oreilles, le corps et les voies respiratoires. Ne pas lâcher. Faire et utiliser la machine adéquatement selon la norme ANSI B7.1 et OSHA. Utilisez des dispositifs de protection appropriés.

DEWALT
1/4" A24R
Type 27 / Tipo 27
HIGH Performance
METAL Grinding
Para rectificar METAL
Pour aiguiser le METAL
MAX RPM: 13,300
MAX RPS: 221.67
ADVERTENCIA:
Para evitar lesiones de gravedad, use la protección apropiada para la vista, el oído, el cuerpo y las vías respiratorias. No permita que se caiga. Monte y utilice la herramienta adecuadamente conforme a la norma ANSI B7.1 y OSHA. Use protecciones apropiadas.
AVERTISSEMENT:
Pour éviter de graves blessures, porter des protections appropriées pour les yeux, les oreilles, le corps et les voies respiratoires. Ne pas lâcher. Faire et utiliser la machine adéquatement selon la norme ANSI B7.1 et OSHA. Utilisez des dispositifs de protection appropriés.

DEWALT PH2
DEWALT
A24R
GENERAL PURPOSE METAL Cutting
Pour couper METAL DE USO GENERAL
Pour couper dans LE METAL TOUT USAGE
1 1/4" x 7/8" x 1" (35 x 2.7 x 25.4 mm)
MAX RPM: 4,300
MAX RPS: 71.67

DEWALT
CONSTRUCTION
Tough Coat™
FINISH / REVESTIMIENTO / REVÊTEMENT

The **17** '08

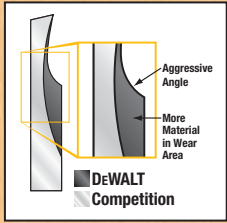
GUARANTEED TOUGH.®




HEAVY-DUTY SPADE BITS

KEY FEATURES


Extreme Speed Channel
Fast chip removal



Max Life Corner
Longer life in nails



Heavy-Duty Shank
Superior durability



1/4" Ball Groove Shank
Quick change



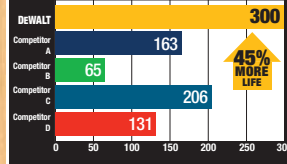
BULK PACKS AVAILABLE

PRIMARY USERS

- Electricians
- General Contractors
- Plumbers
- Concrete Formers



SPADE BIT LIFE




Cat #	Description
Short	
DW1570	1/4" x 6"
DW1571	5/16" x 6"
DW1572	3/8" x 6"
DW1573	7/16" x 6"
DW1574	1/2" x 6"
DW1575	9/16" x 6"
DW1576	5/8" x 6"
DW1577	11/16" x 6"
DW1578	3/4" x 6"
DW1579	13/16" x 6"
DW1580	7/8" x 6"
DW1581	15/16" x 6"
DW1582	1" x 6"
DW1583	1-1/8" x 6"
DW1584	1-1/4" x 6"
DW1585	1-3/8" x 6"
DW1586	1-1/2" x 6"
Bulk 25 Packs	
DW1575B25	9/16" x 6"
DW1576B25	5/8" x 6"
DW1578B25	3/4" x 6"
DW1580B25	7/8" x 6"
DW1582B25	1" x 6"
DW1583B25	1-1/8" x 6"
DW1584B25	1-1/4" x 6"
Long	
DW1590	3/8" x 16"
DW1591	1/2" x 16"
DW1592	5/8" x 16"
DW1593	3/4" x 16"
DW1594	7/8" x 16"
DW1595	1" x 16"
Sets and Extensions	
DW1587	6-Pc. Set
DW1588	6" Extension
DW1589	12" Extension

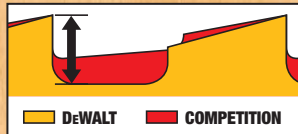


HEAVY-DUTY SELF FEED BITS

KEY FEATURES



Aggressive Spur
Fast material penetration




Open Tooth Design
Increased resharpener edge; Deep gullets remove more material

Heat-Treated Tool Steel
Maximum durability in nails

Optimized Cutting Geometry
Longer bit life

7/16" Ball Groove Shank
Quick change

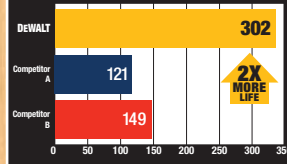


PRIMARY USER

- Plumbers



SELF FEED BIT LIFE



Cat #	Description
DW1630	1"
DW1631	1-1/8"
DW1632	1-1/4"
DW1633	1-3/8"
DW1634	1-1/2"
DW1635	1-3/4"
DW1636	2"
DW1637	2-1/8"
DW1638	2-1/4"
DW1639	2-9/16"
DW1640	3"
DW1641	3-5/8"
DW1642	4-5/8"
DW1650	Replacement Parts for DW1630-DW1639
DW1651	Replacement Parts DW1640-DW1642
DW1646	5-1/2" Extension
DW1647	12" Extension
DW1648	5-Pc. Kit (1-3/8", 1-1/2", 2-1/8", 2-9/16", 5-1/2" Extension)
DW1649	8-Pc. Kit (1", 1-1/8", 1-1/4", 1-1/2", 1-3/4", 2-1/8", 2-9/16", 5-1/2" Extension)
DW1639D2	2-9/16" Self Feed Bit 2 Pack

NEW TWO PACK





HEAVY-DUTY SHIP AUGER BITS

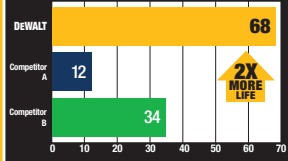
Cat #	Dia.	Overall Length	Flute Length
Short			
DW1665	5/8"	6"	4"
DW1666	11/16"	6"	4"
DW1667	3/4"	6"	4"
DW1668	13/16"	6"	4"
DW1669	7/8"	6"	4"
DW1670	15/16"	6"	4"
DW1671	1"	6"	4"
DW1672	1-1/16"	6"	4"
DW1673	1-1/8"	6"	4"
DW1674	1-1/4"	6"	4"
DW1675	1-3/8"	6"	4"
DW1676	1-1/2"	6"	4"
Long			
DW1679	1/2"	17"	12"
DW1680	9/16"	17"	12"
DW1681	5/8"	17"	12"
DW1682	11/16"	17"	12"
DW1683	3/4"	17"	12"
DW1684	13/16"	17"	12"
DW1685	7/8"	17"	12"
DW1686	15/16"	17"	12"
DW1687	1"	17"	12"
DW1688	1-1/16"	17"	12"
DW1689	1-1/8"	17"	12"
DW1690	1-1/4"	17"	12"
DW1691	1-3/8"	17"	12"
DW1692	1-1/2"	17"	12"
Sets			
DW1080	4-Pc. Set (5/8", 3/4", 7/8", 1")		
DW1081	3-Pc. Set (Three 7/8" Bits)		

PRIMARY USERS

- Electricians
- Power & Light Companies




SHIP AUGER BIT LIFE



Number of holes into particle board with (1) 1018 steel 1-1/4" cutting depth.

Dual Cutting Edges
Maximum durability in nails



Hardened Alloy Steel
Superior bit life



7/16" Ball Groove Shank
Quick change

AUGER SETS AVAILABLE



DW1081

KEY FEATURES



HEAVY-DUTY WOOD CUTTING RECIPROCATING SAW BLADES

Cat #	Length	TPI	Body Type
2 Packs			
DW4802-2	6"	6	Taper
DW4804-2	12"	6	Taper
5 Packs			
DW4802	6"	6	Taper
DW4803	9"	6	Taper
DW4804	12"	6	Taper
DW4860	12"	6	Taper
DW4862	6"	6	Taper
DW4863	9"	6	Taper
10 Packs			
DW4802-10	6"	6	Taper
25 Packs			
DW4802B25	6"	6	Taper
DW4803B25	9"	6	Taper
DW4804B25	12"	6	Taper
DW4863B25	9"	6	Taper
100 Packs			
DW4802B	6"	6	Taper
DW4803B	9"	6	Taper
DW4804B	12"	6	Taper
DW4863B	9"	6	Taper

PRIMARY USERS

- General Contractors
- Mechanical & Electrical Contractors
- Plumbers

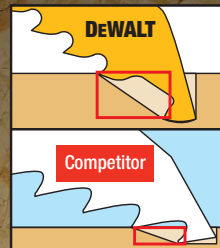


Plunge Point

Pierces wood for fast and accurate plunge




Large Plunge Gullet
Removes more material for faster cutting



Reinforced Shoulder
Increased durability



Aggressive Shank Angle
Increases tooth engagement as blade wears extending blade life



KEY FEATURES

FOR DEWALT PERFORMANCE, DEMAND DEWALT ACCESSORIES.



HEAVY-DUTY QUICK CHANGE HOLE SAW MANDRELS

KEY FEATURES

LARGE (1-1/4" - 6")



Pilot Point® Bit
Starts bit on contact to reduce walking in metal drilling applications



Single Step Engagement
No alignment required

Standard Industry Design
Allows for fitment with all brands of hole saws

Heavy-Duty Spring-Loaded Collar
Automatically engages drive pins; Tested to 15,000 life cycles

Heavy-Duty Steel Body
Provides long life and excellent durability

Tool-Free, Quick-Release Collar
Eliminates the need for wrenches to change hole saws

SMALL (9/16" - 1-3/16")

PRIMARY USERS

- Electrical Contractors • Plumbing Contractors



Cat #	Description	Fits Hole Saws
DW1803	7/16" shank	1-1/4" - 6"
DW1805	3/8" shank	1-1/4" - 3"
DW1808	Pilot Bit	
DW1807	Short Pilot Bit	

Cat #	Description	Fits Hole Saws
DW1810	3/8" shank	9/16" - 1-3/16"
DW1808	Pilot Bit	

How The Competition Works

Hole saw easily locks to mandrel requiring tools for removal



IMPACT READY™ HEAVY-DUTY HOLE SAWS

KEY FEATURES

Patented Tooth Design
Faster drilling speed

Ejection Spring
No plug to remove

Thin Walled Design
Optimum metal drilling efficiency

Impact Rated
Increased durability

Hex Shank
Fits in all impact drivers

PRIMARY USERS

- Electrical Contractors • Plumbing Contractors



Cat #	Description
D180012IR	3/4" (19mm) IMPACT READY™ Hole Saw
D180014IR	7/8" (22mm) IMPACT READY™ Hole Saw
D180016IR	1" (25mm) IMPACT READY™ Hole Saw
D180018IR	1-1/8" (29mm) IMPACT READY™ Hole Saw
D180020IR	1-1/4" (32mm) IMPACT READY™ Hole Saw
D180022IR	1-3/8" (35mm) IMPACT READY™ Hole Saw
D180024IR	1-1/2" (38mm) IMPACT READY™ Hole Saw

Specifically designed for METAL/PLASTIC DRILLING.

Thin Materials (Stainless Steel, Cast Iron, Mild Steel, Aluminum and Plastic)



PRIMARY USERS

- Electrical Contractors
- Plumbing Contractors



Heavy-Duty Case with Handle
Provides protection for hole saws and reduces cracking



Compact Design
Contains all hole saws and mandrels in a small, secure size

D180005

Includes
Large quick change mandrel and small quick change mandrel

BULK HOLE SAWS AVAILABLE



Sharper Tooth Geometry
Cuts material faster for increased productivity

Double Tooth Design Strengthens Each Tooth
For longer life and improved durability



Deep Cut Style
Will cut two times material in one pass

Thick, hardened backing plates
Prevent thread stripping

Cat #	Description	Qty/Box
-------	-------------	---------

Bulk Packs

D180012B12	3/4" (19mm) Standard Hole Saw	12
D180014B12	7/8" (22mm) Standard Hole Saw	12
D180016B12	1" (25mm) Standard Hole Saw	12
D180018B12	1-1/8" (29mm) Standard Hole Saw	12
D180020B12	1-1/4" (32mm) Standard Hole Saw	12
D180022B12	1-3/8" (35mm) Standard Hole Saw	12
D180024B12	1-1/2" (38mm) Standard Hole Saw	12
D180028B6	1-3/4" (44mm) Standard Hole Saw	6
D180032B6	2" (51mm) Standard Hole Saw	6
D180034B6	2-1/8" (54mm) Standard Hole Saw	6
D180040B6	2-1/2" (64mm) Standard Hole Saw	6
D180048B6	3" (76mm) Standard Hole Saw	6
D180064B6	4" (102mm) Standard Hole Saw	6

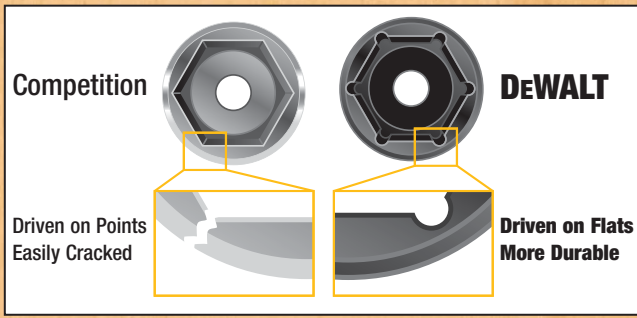
Sets

D180001	9 Piece Heavy-Duty Plumber's Hole Saw Set
D180002	9 Piece Heavy-Duty Electrician's Hole Saw Set
D180005	14 Piece Heavy-Duty Master Hole Saw Set

MASTER HOLE SAW SET

Includes Large & Small Quick Change Hole Saw Mandrels





Recessed Corners
Distributes torque across flats;
Rated up to 2000 in-lbs of torque



Large Laser Etched Markings
Easily identifiable sizes

Deep Thin-Walled Design
Thinner than wrench sockets for tough access areas;
Hardened for industrial applications



PRIMARY USERS

- Mechanical Contractors
- Deck Builders
- Overhead Door Installers



Cat #	Socket Size	Drive Size	Cat #	Socket Size	Drive Size
DW2281	1/4"	3/8"	DW22842	3/16"	1/2"
DW2282	5/16"	3/8"	DW22852	7/16"	1/2"
DW2283	11/32"	3/8"	DW22862	1/2"	1/2"
DW2284	3/8"	3/8"	DW22872	9/16"	1/2"
DW2285	7/16"	3/8"	DW22882	5/8"	1/2"
DW2286	1/2"	3/8"	DW22892	11/16"	1/2"
DW2287	9/16"	3/8"	DW22902	3/4"	1/2"
DW2288	5/8"	3/8"	DW22912	13/16"	1/2"
DW2289	11/16"	3/8"	DW22922	7/8"	1/2"
DW2290	3/4"	3/8"	DW22932	15/16"	1/2"
DW2291	13/16"	3/8"	DW22942	1"	1/2"
DW2292	7/8"	3/8"	DW22952	1-1/16"	1/2"
DW2293	15/16"	3/8"	DW22962	1-1/8"	1/2"
DW2294	1"	3/8"	DW22972	1-1/4"	1/2"

IMPACT READY™ Adapters/Nutsetters

Cat #	Description
Adapters/Reducers/Holders	
DW2045	3" Magnetic Bit Tip Holder
DW2046	2" Magnetic Bit Tip Holder
DW2298	1/2" Square to 1/4" Rapid Load Adaptor
DW2299	1/2" to 3/8" Reducer
DW2541IR	1/4" Hex Shank to 1/4" Socket Adapter
DW2542IR	1/4" Hex Shank to 3/8" Socket Adapter
DW2547IR	1/4" Hex Shank to 1/2" Socket Adapter
Nutsetters	
DW2218IR	1/4" x 1-7/8" Magnetic Nutdriver
DW2219IR	5/16" x 1-7/8" Magnetic Nutdriver
DW2220IR	3/8" x 1-7/8" Magnetic Nutdriver
DW2221IR	1/4" x 2-9/16" Magnetic Nutdriver
DW2222IR	5/16" x 2-9/16" Magnetic Nutdriver
DW2223IR	3/8" x 2-9/16" Magnetic Nutdriver
DW2227IR	7/16" x 1-7/8" Magnetic Nutdriver
DW2228IR	7/16" x 2-9/16" Magnetic Nutdriver
DW2230IR	1/2" x 1-7/8" Magnetic Nutdriver
DW2234IR	1/2" x 2-9/16" Magnetic Nutdriver
DW2235IR	5 Piece Nutdriver Set Magnetic Nutdriver (1/4", 5/16", 3/8", 7/16", 1/2")



DW2169 38 Piece IMPACT READY™ Accessory Set

- Set Contains:**
- (8) #2 Phillips 1" Insert Bits
 - (8) #2 Phillips 1" Drywall Insert Bits
 - (5) #2 Phillips 2" Power Bits
 - (8) #2 Phillips 1" Double Ended Insert Bits - Patented
 - (2) Nutdrivers: 1/4", 5/16"
 - (1) 3/8" Socket Adapter
 - (4) 3/8" Drive Deep Sockets: 3/8", 7/16", 1/2", 9/16"
 - (1) Pivot Holder - Patented
 - (1) Magnetic Bit Holder



IMPACT READY™ PIVOTING HOLDERS

PRIMARY USERS

- Electrical Contractors
- General Contractors
- Cabinet Installers



Cat #	Description
DWPVTHLD	Magnetic Pivot Holder
DW2221IRP	1/4" Magnetic Pivoting Nutdriver
DW2219IRP	5/16" Magnetic Pivoting Nutdriver
DW2223IRP	3/8" Magnetic Pivoting Nutdriver
DW2228IRP	7/16" Magnetic Pivoting Nutdriver
DW2234IRP	1/2" Magnetic Pivoting Nutdriver
DWPVTDREV3	3 Piece Pivoting Netsetters (1/4", 5/16", 3/8")
DWPVTDREV	4 Piece Pivoting Netsetters (1/4", 5/16", 3/8", 7/16")
Sets	
DWPVTC14	14 Piece Pivoting Holder Set
DW2169	38 Piece IMPACT READY™ Accessory Kit
DW2153	34 Piece IMPACT READY™ Screwdriving Set
DW2583	65 Piece IMPACT READY™ MAC Contractor Set

20° Pivot Angle
Fits in tight spaces; Eliminates many right angle drill needs

Locking Collar
Allows for straight or angled driving



Works in Drywall Guns

DWPVTHLD

Pivoting Nutdrivers



DW2234IRP DW2223IRP



KEY FEATURES



SCREWDRIVING BITS

Cat #	Description
Phillips Bit Tips	
DW2002DEBL	#2 Phillips Double Ended 1" Bit Tips - Drywall 100 Pack Bit Box
DW2002DEX15	15 Pack Double Ended Bit Tip Box
DW2001IR	#1 Phillips - IMPACT READY™
DW2002IR	#2 Phillips - IMPACT READY™
DW2003IR	#3 Phillips - IMPACT READY™
DW2004IR	#2 Phillips (Reduced Dia.) - IMPACT READY™
DW2022IR	#2 2" Phillips Power Bit - IMPACT READY™
DW2032IR	#2 3-1/2" Phillips Power Bit - IMPACT READY™
Square Recess Bit Tips	
DW2201IR	#1 Square Recess - IMPACT READY™
DW2202IR	#2 Square Recess - IMPACT READY™
DW2212IR	#2 2" Square Recess Power Bit - IMPACT READY™

PRIMARY USERS

- Drywall Installers
- General Contractors
- Deck Builders




2 Bits in 1

DW2002DE



Exact #2 Fastener Fitment
Fits just like a #2 Phillips bit

Fits Drywall Guns, Drive Guides and Bit Holders



KEY FEATURES

FOR DEWALT PERFORMANCE, DEMAND DEWALT ACCESSORIES.

KEY FEATURES

Premium Steel
Maximum durability & long life

Increased Taper Angle
Less breakout & less burn

Thicker Body
Reduced deflection

Patented Tip Design
For easy plunge cut

Large Deep Gullets
For easy chip removal increased speed

Optimum Tooth Geometry
Longer life, easy control, less breakout & faster cuts

U Shank



T Shank



PRIMARY USERS

- Cabinet Shops & Installers
- General Contractors & Carpenters
- Ship Builders

NEW JIG SAW CASE



Compact Size
Fits in jig saw case

Clear Lid Design
Blades are visible when case is closed


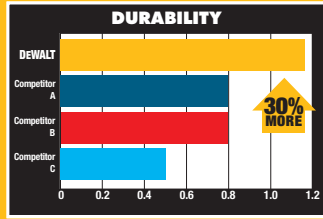
Two Sided Case
Holds 30+ blades

Cat #	Length	TPI	Application	Shank
2 Packs				
DW3700H2	4"	6	Fast Wood Cutting HCS	U
DW3703H2	4"	6	Fast, Clean Wood Cutting HCS	U
DW3710H2	4"	10	Fine Finish Wood Cutting HCS	U
DW3715H2	3"	12	Scrolling HCS	U
DW3750H2	4"	6	Fast Wood Cutting HCS	T
DW3753H2	4"	6	Fast, Clean Wood Cutting HCS	T
DW3755H2	4"	8	Aluminum/Fiberglass HCS	T
DW3760H2	4"	10	Fine Finish Wood Cutting HCS	T
DW3762H2	4"	10	Downcutting HCS	T
DW3765H2	3"	12	Scrolling HCS	T
5 Packs				
DW3700-5	4"	6	Fast Wood Cutting HCS	U
DW3700H	4"	6	Fast Wood Cutting HCS	U
DW3750H	4"	6	Fast Wood Cutting HCS	T
DW3751-5	4"	6	Wide Body HCS	T
DW3753-5	4"	6	Fast, Clean Wood Cutting HCS	T
DW3753H	4"	6	Fast, Clean Wood Cutting HCS	T
DW3755-5	4"	8	Aluminum/Fiberglass HCS	T
DW3755H	4"	8	Aluminum/Fiberglass HCS	T
DW3760-5	4"	10	Fine Finish Wood Cutting HCS	T
DW3760H	4"	10	Fine Finish Wood Cutting HCS	T
DW3762-5	4"	10	Downcutting HCS	T
DW3762H	4"	10	Downcutting HCS	T
DW3765-5	3"	12	Scrolling HCS	T
DW3765H	3"	12	Scrolling HCS	T
DW3703-5	4"	6	Fast, Clean Wood Cutting HCS	U
DW3703H	4"	6	Fast, Clean Wood Cutting HCS	U
DW3705-5	4"	8	Aluminum/Fiberglass HCS	U
DW3705H	4"	8	Aluminum/Fiberglass HCS	U
DW3710-5	4"	10	Fine Finish Wood Cutting HCS	U
DW3710H	4"	10	Fine Finish Wood Cutting HCS	U
DW3712-5	4"	10	Downcutting HCS	U
DW3712H	4"	10	Downcutting HCS	U
DW3715-5	3"	12	Scrolling HCS	U
DW3715H	3"	12	Scrolling HCS	U
DW3750-5	4"	6	Fast Wood Cutting HCS	T
50 Packs				
DW3703H50	4"	6	Fast, Clean Wood Cutting HCS	U
DW3710H50	4"	10	Fine Finish Wood Cutting HCS	U
DW3750H50	4"	6	Fast Wood Cutting HCS	T
DW3753H50	4"	6	Fast, Clean Wood Cutting HCS	T
DW3755H50	4"	8	Aluminum/Fiberglass HCS	T
DW3760H50	4"	10	Fine Finish Wood Cutting HCS	T
DW3762H50	4"	10	Downcutting HCS	T
Sets		Description		
DW3741C	10 Piece T-Shank Jig Saw Set w/Case			
DW3742C	14 Piece T-Shank Jig Saw Set w/Case			
DW3744C	10 Piece U-Shank Jig Saw Set w/Case			

DEWALT

ULTRA THIN KERF FRAMING SAW BLADE

Cat # DW3599B10
Description 7-1/4" 24T Ultra Thin Framing Saw Blade



PRIMARY USERS

- Residential Framers



Thin Kerf & Ultra Sharp Carbide
 Reduces cutting force required to push the blade

10% THINNER KERF
 than DW3178



Construction Grade Carbide
 Higher impact resistance – cuts more nails



KEY FEATURES

DEWALT

TYPE 1 CHOP SAW WHEELS

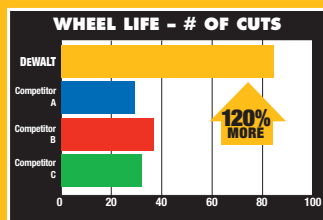
Cat #	Dia.	Thickness	Arbor	Specs	Application	Max RPM
DW8005	10"	7/64"	5/8"	A24R	Metal Cutting	6,100
DW8004	12"	7/64"	1"	A24R	Metal Cutting	5,000
DW8001	14"	7/64"	1"	A24R	General Purpose	4,300
DW8002	14"	7/64"	1"	A24S	Bar Cutter	4,300
DW8003	14"	7/64"	1"	A24T	Stud Cutting	4,300
DW8009	10"	1/8"	5/8"	C24R	Concrete Cutting	6,100
DW8008	12"	1/8"	1"	C24R	Concrete Cutting	5,000
DW8007	14"	1/8"	1"	C24R	Concrete Cutting	4,300

EXTENDED PERFORMANCE

DW8057	12"	7/64"	1"	TA24T	Metal Cutting	5,000
DW8059	14"	7/64"	1"	TA24T	Stud Cutting	4,300

PRIMARY USERS

- Mechanical Contractors
- Electrical Contractors
- Drywall & Framing Contractors



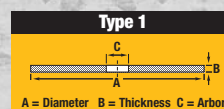
High Performance Aluminum Oxide Grain
 For long life and fast cutting

Two Full Sheets of Fiberglass
 For durability



High Grain Concentration
 For aggressive cutting action and smoother running wheels

Proprietary Material Mix
 Ensures durable long life wheels



KEY FEATURES

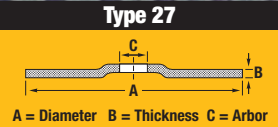

FOR DEWALT PERFORMANCE, DEMAND DEWALT ACCESSORIES.

Three Full Sheets of Fiberglass
For added durability

High Grain Concentration
For aggressive cutting action and smoother running wheels

High Performance Aluminum Oxide Grain
Long life and high material removal

Proprietary Material Mix
Ensures durable long life wheels



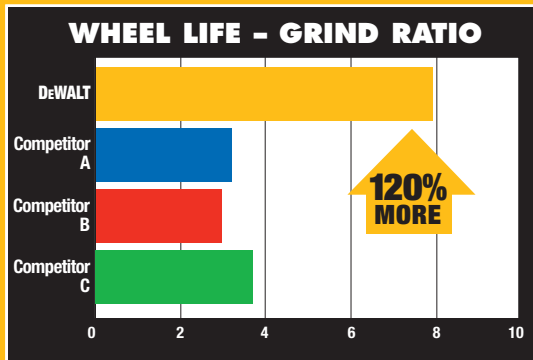
PRIMARY USERS

- Welders and Metal Fabricators
- Mechanical Contractors



Cat #	Dia.	Thickness	Arbor	Specs	Application	Max RPM
Metal Grinding and Cutting						
DW8750	4-1/2"	3/32"	7/8"	A24R	Metal Cutting & Notching	13,300
DW8751	4-1/2"	3/32"	5/8"-11	A24R	Metal Cutting & Notching	13,300
DW8752	5"	3/32"	7/8"	A24R	Metal Cutting & Notching	12,200
DW8753	5"	3/32"	5/8"-11	A24R	Metal Cutting & Notching	12,200
DW4418	4"	1/8"	5/8"	A24R	Metal Cutting	15,200
DW4518	4-1/2"	1/8"	7/8"	A24R	Metal Cutting	13,300
DW4522	4-1/2"	1/8"	5/8"-11	A24R	Metal Cutting	13,300
DW4618	5"	1/8"	7/8"	A24R	Metal Cutting	12,200
DW4526	5"	1/8"	5/8"-11	A24R	Metal Cutting	12,200
DW4419	4"	1/4"	5/8"	A24R	Metal Grinding	15,200
DW4514	4-1/2"	1/4"	7/8"	A24R	Metal Grinding	13,300
DW4523	4-1/2"	1/4"	5/8"-11	A24R	Metal Grinding	13,300
DW4619	5"	1/4"	7/8"	A24R	Metal Grinding	12,200
DW4623	5"	1/4"	5/8"-11	A24R	Metal Grinding	12,200
DW4541	4-1/2"	1/4"	7/8"	A24R	Fast Metal Grinding	13,300
DW4542	4-1/2"	1/4"	5/8"-11	A24R	Fast Metal Grinding	13,300
DW4543	5"	1/4"	7/8"	A24R	Fast Metal Grinding	12,200
DW4544	5"	1/4"	5/8"-11	A24R	Fast Metal Grinding	12,200
DW8434	4-1/2"	1/8"	7/8"	A24R	Pipeline Cutting/Grinding	13,300
DW8435	4-1/2"	1/8"	5/8"-11	A24R	Pipeline Cutting/Grinding	13,300
DW8484	5"	1/8"	7/8"	A24R	Pipeline Cutting/Grinding	12,200
DW8436	5"	1/8"	5/8"-11	A24R	Pipeline Cutting/Grinding	12,200

Cat #	Dia.	Thickness	Arbor	Specs	Application	Max RPM
Masonry Grinding and Cutting						
DW4428	4"	1/8"	5/8"	C24R	Concrete Cutting	15,200
DW4528	4-1/2"	1/8"	7/8"	C24R	Concrete Cutting	13,300
DW4552	4-1/2"	1/8"	5/8"-11	C24R	Concrete Cutting	13,300
DW4628	5"	1/8"	7/8"	C24R	Concrete Cutting	12,200
DW4658	5"	1/8"	5/8"-11	C24R	Concrete Cutting	12,200
DW4429	4"	1/4"	5/8"	C24R	Concrete Grinding	15,200
DW4524	4-1/2"	1/4"	7/8"	C24R	Concrete Grinding	13,300
DW4551	4-1/2"	1/4"	5/8"-11	C24R	Concrete Grinding	13,300
DW4629	5"	1/4"	7/8"	C24R	Concrete Grinding	12,200
DW4553	5"	1/4"	5/8"-11	C24R	Concrete Grinding	12,200



Number of grams removed from work piece for every gram lost from wheel. Material = 1018 cold rolled steel.

PRIMARY USERS

- Welders and Metal Fabricators
- Mechanical Contractors

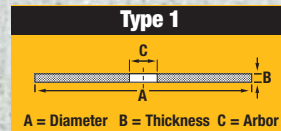


High Performance Silicon Carbide or Aluminum Oxide Grain
For long life and high material removal

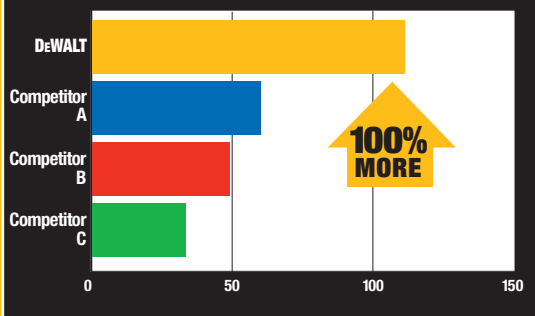


High Grain Concentration
For aggressive cutting action and smoother running wheels

Two Full Sheets of Thicker Fiberglass
To withstand extreme applications and hold up to high speeds



WHEEL LIFE - # OF CUTS



Number of cuts until wheels will no longer make complete cut through material. Material = 1-1/8" rebar.

Cat #	Dia.	Thickness	Arbor	Specs	Application	Max RPM
Metal Cutting						
DW8020	14"	1/8"	1"	A24R	Metal Cutting	5,500
DW8021	14"	1/8"	20mm	A24R	Metal Cutting	5,500
DW8022	12"	1/8"	1"	A24R	Metal Cutting	6,400
DW8023	12"	1/8"	20mm	A24R	Metal Cutting	6,400
Concrete Cutting						
DW8024	14"	1/8"	1"	C24P	Concrete Cutting	5,500
DW8025	14"	1/8"	20mm	C24P	Concrete Cutting	5,500
DW8026	12"	1/8"	1"	C24P	Concrete Cutting	6,400
DW8027	12"	1/8"	20mm	C24P	Concrete Cutting	6,400
DW8038	14"	3/16"	1" - pin hole	C24P	Cured Concrete	4,300
DW8039	14"	3/16"	1" - pin hole	C24N	Green Concrete/Asphalt	4,300

KEY FEATURES

Thin .045" Wheel Design
For fast burr free cutting

Proprietary Aluminum Oxide Grain Combination
For aggressive cutting action

Proprietary Material Mix
Ensures durable long life wheels

Two Full Sheets of Fiberglass
For durability

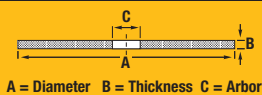


PRIMARY USERS

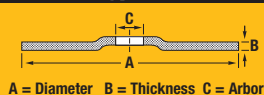
- Welders and Metal Fabricators
- Mechanical Contractors



Type 1

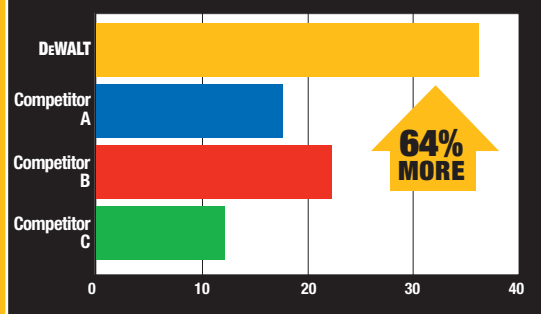


Type 27



Cat #	Dia.	Thickness	Arbor	Specs	Application	Max RPM
Type 1 Metal and Stainless Cutting						
DW8061	4"	.045"	5/8"	A60T	Metal Cutting	15,200
DW8062	4-1/2"	.045"	7/8"	A60T	Metal Cutting	13,300
DW8063	5"	.045"	7/8"	A60T	Metal Cutting	13,300
DW8727	6"	.045"	3/8"	A60T	Metal Cutting	13,300
DW8725	6"	.040"	7/8"	A60T	Metal Cutting	13,300
DW8726	6"	.045"	7/8"	A60T	Metal Cutting	13,300
DW8064	6"	.055"	7/8"	A60T	Metal Cutting	13,300
DW8065	7"	.055"	7/8"	A60T	Metal Cutting	8,700
Type 27 Metal and Stainless Cutting						
DW8420	4"	.045"	5/8"	A60T	Metal Cutting	15,200
DW8424	4-1/2"	.045"	7/8"	A60T	Metal Cutting	13,300
DW8425	5"	.045"	7/8"	A60T	Metal Cutting	12,200
DW8426	6"	.045"	7/8"	A60T	Metal Cutting	10,100
DW8427	7"	.045"	7/8"	A60T	Metal Cutting	8,700

WHEEL LIFE - # OF CUTS



Number of cuts until wheels will no longer make complete cut through material. Material = 1/2" threaded rod.

PRIMARY USERS

- Welders and Metal Fabricators
- Mechanical Contractors



XP EXTENDED Performance

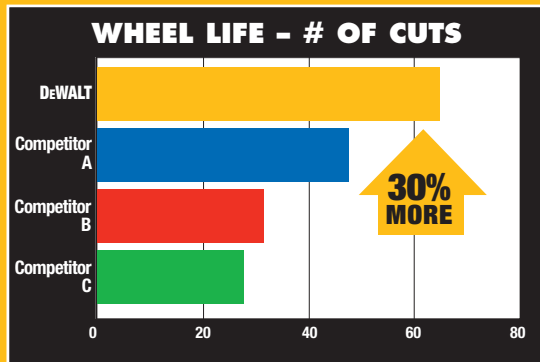
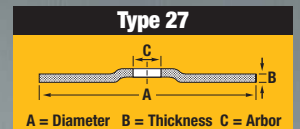
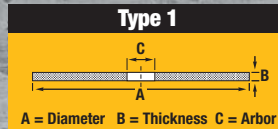
Thin .045" Wheel Design
For fast burr free cutting

Specially Treated Grain Combination
For aggressive cutting action



Proprietary Material Mix
Ensures durable long life wheels

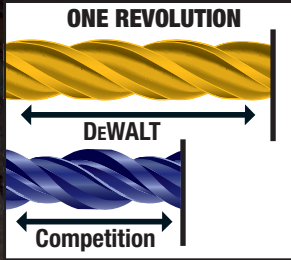

Two Full Sheets of Fiberglass
For durability



Number of cuts until wheels will no longer make complete cut through material. Material = 1/2" threaded rod.


Cat #	Dia.	Thickness	Arbor	Specs	Application	Max RPM
Type 1 Metal and Stainless Cutting						
DW8850	4"	.045"	5/8"	Z60T	Metal and Stainless Cutting	15,200
DW8851	4-1/2"	.045"	7/8"	Z60T	Metal and Stainless Cutting	13,300
DW8852	5"	.045"	7/8"	Z60T	Metal and Stainless Cutting	12,200
DW8853	6"	.045"	7/8"	Z60T	Metal and Stainless Cutting	10,100
DW8854	7"	.045"	7/8"	Z60T	Metal and Stainless Cutting	8,700
Type 27 Metal and Stainless Cutting						
DW8856	4"	.045"	5/8"	Z60T	Metal and Stainless Cutting	15,200
DW8857	4-1/2"	.045"	7/8"	Z60T	Metal and Stainless Cutting	13,300
DW8858	5"	.045"	7/8"	Z60T	Metal and Stainless Cutting	12,200
DW8859	6"	.045"	7/8"	Z60T	Metal and Stainless Cutting	10,100
DW8860	7"	.045"	7/8"	Z60T	Metal and Stainless Cutting	8,700

Thicker Carbide Tip
For longer life



Elongated Four Flute Design
Faster material removal

Stronger Flutes
Increased steel prevents breakage



ROCK CARBIDE®

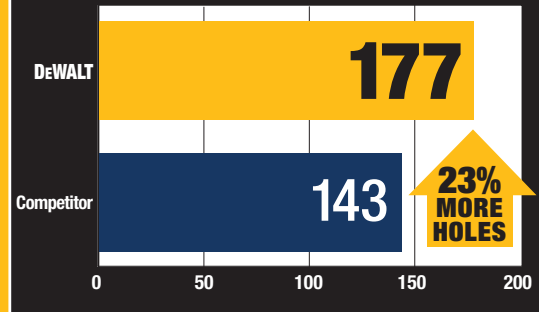


PRIMARY USERS

- Electricians
- Mechanical/Fire Protection
- Concrete/Tilt Wall Construction
- MRO
- Glaziers



DURABILITY



Number of holes in 4,000 PSI concrete with 1/4" x 4" x 6" bit.
Internal testing performed Nov. 2007

Cat #	Dia.	Usable Length	Overall Length
DW5400	5/32"	2"	4"
DW5401	5/32"	4-1/2"	6-1/2"
DW5402	3/16"	2"	4"
DW5403	3/16"	4-1/2"	6-1/2"
DW5404	3/16"	6-1/2"	8-1/2"
DW5405	3/16"	8"	10"
DW5406	3/16"	10"	12"
DW5407	3/16"	12"	14"
DW5408	3/16"	14"	16"
DW5410	7/32"	4"	6"
DW5412	7/32"	8"	10"
DW5416	1/4"	2"	4"
DW5417	1/4"	4"	6"
DW5418	1/4"	6-1/2"	8-1/2"
DW5420	1/4"	10"	12"
DW5421	1/4"	12"	14"
DW5424	5/16"	4"	6"
DW5426	5/16"	10"	12"
DW5427	3/8"	4"	6"
DW5429	3/8"	8"	10"
DW5430	3/8"	10"	12"
DW5431	3/8"	16"	18"

Cat #	Dia.	Usable Length	Overall Length
DW5432	3/8"	22"	24"
DW5433	7/16"	4"	6"
DW5435	7/16"	10"	12"
DW5436	7/16"	16"	18"
DW5437	1/2"	4"	6"
DW5438	1/2"	8"	10"
DW5439	1/2"	10"	12"
DW5440	1/2"	16"	18"
DW5441	1/2"	22"	24"
DW5442	9/16"	4"	6"
DW5443	9/16"	10"	12"
DW5444	9/16"	16"	18"
DW5445	9/16"	22"	24"
DW5446	5/8"	6"	8"
DW5447	5/8"	10"	12"
DW5448	5/8"	16"	18"
DW5449	5/8"	22"	24"
DW5450	11/16"	6"	8"
DW5453	3/4"	6"	8"
DW5455	3/4"	10"	12"
DW5456	3/4"	16"	18"
DW5457	3/4"	22"	24"

Cat #	Dia.	Usable Length	Overall Length
DW5458	27/32"	6"	8"
DW5460	7/8"	6"	8"
DW5461	7/8"	10"	12"
DW5462	7/8"	16"	18"
DW5464	1"	8"	10"
DW5466	1"	16"	18"
DW5468	1-1/8"	8"	10"
DW5469	1-1/8"	16"	18"

Set

DW5740 5 Piece Set
Contains:
3/16" x 4-1/2" x 6-1/2",
1/4" x 2" x 4",
1/4" x 4" x 6",
3/8" x 4" x 6",
1/2" x 4" x 6"

Cat #	Dia.	Usable Length	Overall Length
Bulk Packs			
DW5401B25	5/32"	4-1/2"	6-1/2"
DW5402B25	3/16"	2"	4"
DW5403B25	3/16"	4-1/2"	6-1/2"
DW5404B25	3/16"	6-1/2"	8-1/2"
DW5405B25	3/16"	8"	10"
DW5406B25	3/16"	10"	12"
DW5410B25	7/32"	4"	6"
DW5416B25	1/4"	2"	4"
DW5417B25	1/4"	4"	6"
DW5418B25	1/4"	6-1/2"	8-1/2"
DW5424B25	5/16"	4"	6"
DW5427B25	3/8"	4"	6"
DW5437B25	1/2"	4"	6"
DW5446B10	5/8"	6"	8"

PRIMARY USERS

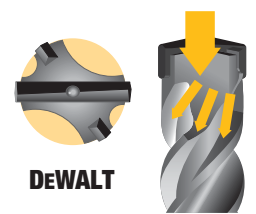
- Electricians
- Mechanical/Fire Protection
- Concrete/Tilt Wall Construction
 - MRO
 - Glaziers



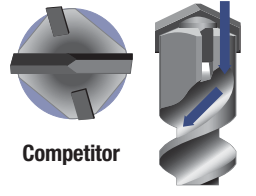
Open Head Design
Faster mill removal



ROCK CARBIDE® Tip
Maximum durability & long life

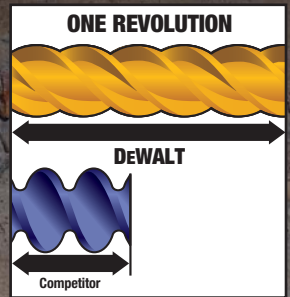


DeWALT



Competitor

Elongated Four Flute Helix
Faster drilling



ONE REVOLUTION

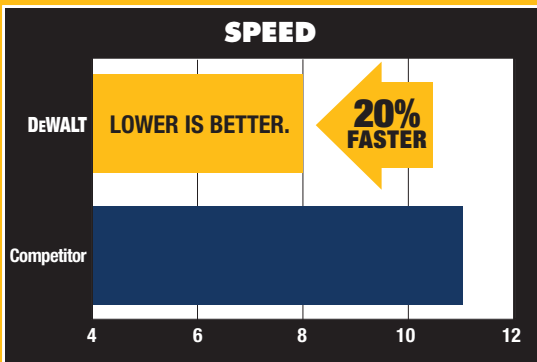


DeWALT



Competitor

ROCK CARBIDE®



Seconds to drill one hole in 4,000 PSI concrete with 1/4" x 16" x 18" bit.

Cat #	Dia.	Usable Length	Overall Length
DW5471	5/8"	8"	10"
DW5472	5/8"	16"	16"
DW5474	3/4"	8"	10"
DW5475	3/4"	16"	16"
DW5477	7/8"	8"	10"
DW5478	7/8"	16"	16"
DW5479	1"	8"	10"
DW5480	1"	16"	18"
DW5481	1-1/8"	8"	10"
DW5482	1-1/8"	16"	18"