



element14

EN - For pricing and availability in your local country please visit one of the below links:

DE - Informationen zu Preisen und Verfügbarkeit in Ihrem Land erhalten Sie über die unten aufgeführten Links:

FR - Pour connaître les tarifs et la disponibilité dans votre pays, cliquez sur l'un des liens suivants:

[4000-2/30](#)

EN

This Datasheet is presented by
the manufacturer

DE

Dieses Datenblatt wird vom
Hersteller bereitgestellt

FR

Cette fiche technique est
présentée par le fabricant

DREMEL®

Versatile Tool Systems™

2010-2011 Product and
Accessories Catalog



Corded Rotary Tools*

4 - 5	Rotary Tool Overview	12	Dremel® 200 Series
6 - 9	Dremel® 4000	13	Dremel® 100 Series
10 - 11	Dremel® 300 Series		

Cordless Rotary Tools*

14 - 15	8200 Cordless 12V^{MAX}	20	Two-Speed Cordless
16 - 17	10.8V Lithium-Ion Cordless™	21	MiniMITE® Cordless
18 - 19	Dremel® Stylus™		

Rotary Tool Attachments*

22	MultiSaw	25	Sanding/Grinding Guide
22	Planer	25	Detailer's Grip
23	Work Station™	26	Mini Saw
23	Flex Shaft Attachment	26 - 27	Lawn Mower, Garden Tool & Chain
23	Routing Attachments		Saw Sharpening Attachments
24	Cutting Kits	26	Circle Cutter and
24	Grout Removal Attachment		Straight Edge Guide
25	Right Angle Attachment	27	Multi-Vise™

Rotary Tool Accessories*

28 - 29	Carving/Engraving	36 - 37	Cleaning/Polishing
30	Routing	38 - 39	Sanding
31 - 32	Grinding/Sharpening	40 - 41	Miscellaneous
33 - 35	Cutting	41 - 43	Accessory Kits

Multi-Max™ Tool System and Accessories* – 44-49

Trio™ Tool System and Accessories* – 50-52

VersaTip™ Multipurpose Tool and Accessories* – 53

Engraver and Accessories* – 54

* Features and specifications subject to change without notice.



**Call for Your Free
Dremel DVD**

1(800) 437-3635



Customer Support

Answering questions for consumers about our tools is accomplished by a well-prepared staff known as the Dremel Experts. With over 450 total years of combined work experience, the Dremel Experts are ready to serve you. Call:

1-800-4-DREMEL (1-800-437-3635) USA.
1-888-285-3476 CANADA.
www.dremel.com

DREMEL®

The Makers of Versatile Tool Systems™



What Is a Rotary Tool?

Rotary tools are hand held power tools that use high-speed and low torque to undertake a variety of useful tasks with control and precision. Since AJ Dremel invented the first rotary tool over 75 years ago, no other brand has worked harder to bring users a more complete and innovative system of rotary tools, accessories and attachments. Over the years Dremel rotary tools have become the gold standard in versatility, performance, and quality by which all other rotary tools are judged.



What Is an Oscillating Tool?

Oscillating tools like rotary tools use a variety of accessories to accomplish a wide range of DIY tasks for repair, remodeling and restoration. However, rather than spin like a rotary tool, oscillating tools use rapid side- to-side motion to cut, scrape, sand, remove grout, grind and more. You can rest assured that a Dremel oscillating tool will help you get the job done with superior versatility, durability, and control.



What Is a Trio Tool?

The Dremel Trio allows users to cut, sand, and rout using one multi-purpose tool. Featuring a system of accessories and attachments to increase versatility, Trio users can cut multiple materials including wood, plastic, drywall, sheet metal, wall tile and more without switching tools. The tool's unique, 360-degree cutting technology and plunge-cut ability allows users to make quick and controlled cuts, while its unique, 90-degree pivoting handle facilitates added comfort, control, and accuracy.



Tools That Perform When the Other Tools Won't.

A comment we hear frequently is, "The only way I could have done it was with a Dremel tool." The Dremel tool attributes of compact size, versatility, precision, and superior ergonomics are perfect for working in tight spaces, making one tool do many things, finishing the last detail, and doing it all with a comfortable tool. The Dremel brand versatile tool systems to help you make your large or small project a success.

DREMEL®

ROTARY TOOL OVERVIEW - CORDED



Model	4000	300SERIES	200SERIES	100SERIES
Amps	1.6	1.15	1.15	1.15
Speed Range	5,000 through 35,000 RPM	5,000 through 35,000 RPM	15,000 and 35,000 RPM	35,000 RPM
Electronic Feedback Control	Yes	No	No	No
Number of Speeds	Variable	Variable	2	1
Soft Grip	Yes	Yes	No	No
Grip Style	In-line	In-line	In-line	In-line
Separate On/Off Speed Control	Yes	No	No	No
Accepts High Performance Attachments	Yes	No	No	No
Weight [oz.]	18.8	18.0	18.0	18.0
Warranty	5 year	4 year	3 year	2 year

TOOL VERSATILITY LEVELS

4000	High Variable Speed	Can be used with all Dremel accessories and attachments
300SERIES	Intermediate Variable Speed	Can be used with all Dremel accessories and attachments except MS400 and PL400 attachments
200SERIES	Basic + Two Speed	Can be used with all Dremel accessories and attachments except MS400 and PL400 attachments
100SERIES	Basic Single Speed	Can be used with most Dremel accessories and a selection of attachments

ROTARY TOOL OVERVIEW - CORDLESS



Model	8200	10.8V®	STYLUS®	7.2V®	4.8V®
Voltage	10.8	10.8	7.2	7.2	4.8
Battery Type	Lithium Ion	Lithium Ion	Lithium Ion	Ni Cd	Ni Cd
Speed Range	5,000 through 30,000 RPM	5,000 through 35,000 RPM	5,000 - through 25,000 RPM	10,000 and 20,000 RPM	6,500 and 13,000 RPM
Electronic Feedback Control	No	No	No	No	No
Number of Speeds	Variable	Variable	Variable	2	2
Soft Grip	Yes	Yes	Yes	No	No
Grip Style	In-line	In-line	Pistol	In-line	In-line
Separate On/Off Speed Control	Yes	No	Yes	No	No
Accepts High Performance Attachments	Yes	No	No	No	No
Weight [oz.]	22.0	14.0	9.0	12.0	9.0
Warranty	2 year	2 year	2 year	2 year	2 year

8200	High Variable Speed	Can be used with all Dremel accessories and attachments
10.8V®	Intermediate Variable Speed	Can be used with all Dremel accessories and attachments except MS400 and PL400 attachments
STYLUS® 7.2V®	Basic + Two Speed	Can be used with most Dremel accessories and a selection of attachments
4.8V®	Basic Two Speed	Can be used with most Dremel accessories and no attachments

DREMEL 4000

Does it All, Better.™

5
YEAR
Limited
Warranty

Separate On/Off Switch

Retains speed setting for ease of use.

Quick Collet Lock

For fast accessory changes.

Pencil Grip

Close to bit.

360° Grip Zone

With soft grip for comfort and control.

Versatility

BASIC ☐ ☒ HIGH

HIGH PERFORMANCE ATTACHMENTS

Designed to utilize the power and performance of the High Performance Rotary Tool.



**MULTISAW –
MODEL MS400**



**PLANER –
MODEL PL400**



Electronic Feedback

Maintains speed under load.

Variable Speed

For greater versatility. Controls do not interfere with grip.



High-Performance Motor

For maximum performance at all speeds.

Replaceable Motor Brushes

For longer motor life.

4000 KIT – MODEL 4000-6/50



CONTENTS

- 4000 High Performance Rotary Tool
- Planer
- Flex Shaft
- Circle Cutter
- Sanding/Grinding Guide
- Cutting Guide
- Detail Nose Piece
- Lawn Mower and Garden Tool Sharpener
- Storage Case
- Accessory Case
- Quick Start Book
- Wrench
- 1/8" Collet

50 ASSORTED ACCESSORIES

- | | | |
|---|---|--|
| 107 Engraving cutter | 420 HD emery cut-off wheel (4) | 84922 Silicon carbide stone |
| 150 Drill bit | 421 Polishing compound | EZ402 EZ Lock mandrel |
| 191 High speed cutter | 428 Carbon steel brush | EZ409 1-1/2" Thin reinforced cutoff wheel |
| 194 High speed cutter | 429 Large felt wheel | EZ423 EZ Lock cloth polishing wheel |
| 401 Mandrel | 432 Medium 1/2" sanding band (2) | EZ456 1-1/2" reinforced cutoff wheel (2) |
| 402 Mandrel | 442 Carbon steel brush | EZ476 1-1/2" reinforced cutoff wheel (2) |
| 405 Bristle brush | 445 Fine 1/2" sanding band (2) | EZ511 180 and 280 grit abrasive buffs |
| 407 Coarse 1/2" sanding drum | 481 3/32" collet | EZ512 320 grit abrasive buff |
| 408 Coarse 1/2" sanding band (2) | 540 1-1/4" cut-off wheel bulk | |
| 411 Coarse sanding discs (2) | 541 Aluminum oxide wheel | |
| 412 Medium sanding discs (2) | 561 Multipurpose cutting bit | |
| 413 Fine sanding discs (2) | 932 Aluminum oxide stone | |
| 414 Small felt wheel (3) | 8193 Aluminum oxide stone | |

4000 KIT – MODEL 4000-3/34



CONTENTS

- 4000 High Performance Rotary Tool
- Detailer's Grip
- Sanding/Grinding Guide
- Cutting Guide
- Storage Case
- Accessory Case
- Quick Start Book
- Wrench
- 1/8" Collet

34 ASSORTED ACCESSORIES

- | | | |
|-------------------------------------|---|---|
| 107 Engraving cutter | 413 Fine sanding disc | 540 1-1/4" cut-off wheel bulk |
| 150 Drill bit | 414 Small felt wheel (3) | 561 Multipurpose cutting bit |
| 401 Mandrel | 420 HD emery cut-off wheel (2) | 932 Aluminum oxide stone |
| 402 Mandrel | 421 Polishing compound | 8193 Aluminum oxide stone |
| 403 Bristle brush | 428 Carbon steel brush | 84922 Silicon carbide stone |
| 407 Coarse 1/2" sanding drum | 429 Large felt wheel (2) | 85602 Silicon carbide stone |
| 408 Coarse 1/2" sanding band | 432 Medium 1/2" sanding band (3) | EZ402 EZ Lock mandrel |
| 411 Coarse sanding discs (2) | 445 Fine 1/2" sanding band (2) | EZ456 1-1/2" reinforced cutoff wheel |
| 412 Medium sanding disc | 481 3/32" collet | |

4000 KIT – MODEL 4000-2/30



CONTENTS

- 4000 High Performance Rotary Tool
- Sanding/Grinding Guide
- Circle Cutter
- Storage Case
- Accessory Case
- Quick Start Book
- Wrench
- 1/8" Collet

30 ASSORTED ACCESSORIES

- | | | |
|---|---|---|
| 191 High speed cutter | 413 Fine sanding discs (20) | 432 Medium 1/2" sanding band (2) |
| 401 Mandrel | 414 Small felt wheel | 445 Fine 1/2" sanding band (2) |
| 402 Mandrel | 420 HD emery cut-off wheel (2) | 541 Aluminum oxide wheel |
| 407 Coarse 1/2" sanding drum | 421 Polishing compound | 561 Multipurpose cutting bit |
| 408 Coarse 1/2" sanding band (3) | 426 Fiberglass cut-off wheel (2) | 932 Aluminum oxide stone |
| 411 Coarse sanding discs (3) | 428 Carbon steel brush | 84922 Silicon carbide stone |
| 412 Medium sanding discs (2) | 429 Large felt wheel | |

DREMEL 300 SERIES

Dynamic Styling

For additional comfort and control every time you use your rotary tool.

Ball Bearing Universal Motor

Runs cool and smooth under load.

Increased Comfort Grip Area

For more comfort and control.

Improved Convenient Collet Lock Button

For quick and easy accessory changes.

5,000 – 35,000 RPM Speed Range

No other AC power tool is faster. "Let speed do the work!"

4
YEAR

Limited
Warranty



Versatility

BASIC HIGH

On-Tool Wrench Storage

Keeps the wrench at your fingertips.

Replaceable Motor Brushes

For longer motor life.

300 SERIES KIT – MODEL 300-1/24



CONTENTS

- 300 Series Variable Speed Rotary Tool
- Circle Cutter
- Storage Case
- Accessory Case
- Quick Start Book
- Wrench
- 1/8" Collet

24 ASSORTED ACCESSORIES

- 191 High speed cutter
- 401 Mandrel
- 402 Mandrel
- 403 Bristle brush
- 407 Coarse 1/2" sanding drum
- 414 Small felt wheel (2)
- 420 HD emery cut-off wheel (2)
- 421 Polishing compound
- 422 Felt buff cone
- 426 Fiberglass cut-off wheel
- 428 Carbon steel brush
- 429 Large felt wheel
- 430 Coarse 1/4" sanding drum
- 431 Coarse 1/4" sanding band
- 432 Medium 1/2" sanding band
- 442 Carbon steel brush
- 540 1-1/4" cut-off wheel
- 561 Multipurpose cutting bit
- 932 Aluminum oxide stone
- 952 Aluminum oxide stone
- 8193 Aluminum oxide stone
- 85422 Silicon carbide stone

300 SERIES KIT – MODEL 300-2/28



CONTENTS

- 300 Series Variable Speed Rotary Tool
- Lawn Mower and Garden Tool Sharpener
- Cutting Guide
- Storage Case
- Accessory Case
- Quick Start Book
- Wrench
- 1/8" Collet

28 ASSORTED ACCESSORIES

- 105 Engraving cutter
- 107 Engraving cutter
- 150 Drill bit
- 191 High speed cutter
- 194 High speed cutter
- 401 Mandrel (2)
- 402 Mandrel
- 403 Bristle brush
- 405 Bristle brush
- 407 Coarse 1/2" sanding drum
- 408 Coarse 1/2" sanding band
- 414 Small felt wheel
- 421 Polishing compound
- 426 Fiberglass cut-off wheel
- 428 Carbon steel brush
- 429 Large felt wheel
- 432 Medium 1/2" sanding band
- 445 Fine 1/2" sanding band
- 481 3/32" collet
- 511 Medium abrasive buff
- 540 1-1/4" cut-off wheel
- 560 Drywall cut-out bit
- 561 Multipurpose cutting bit
- 932 Aluminum oxide stone
- 952 Aluminum oxide stone
- 7144 Diamond wheel point
- 84922 Silicon carbide stone

DREMEL 200 SERIES

3
YEARLimited
WarrantyReplaceable
Motor Brushes

For longer motor life.

Ball Bearing
Universal MotorRuns cool and smooth
under load.

Versatility

BASIC HIGH

200 SERIES KIT – MODEL 200-1/15



CONTENTS

- Two-Speed Rotary Tool
- Lawn Mower and Garden Tool Sharpener
- Corrugated Storage Case
- Product Reference Sheet
- Wrench
- 1/8" Collet

15 ASSORTED
ACCESSORIES

- 194 High speed cutter
- 401 Mandrel
- 402 Mandrel
- 407 Coarse 1/2" sanding drum
- 408 Coarse 1/2" sanding band
- 420 HD emery cut-off wheel
- 421 Polishing compound
- 422 Felt buff cone
- 425 Emery wheel
- 426 Fiberglass cut-off wheel
- 429 Large felt wheel
- 432 Medium 1/2" sanding band
- 932 Aluminum oxide stone
- 8193 Aluminum oxide stone
- 83322 Silicon carbide stone

200 SERIES KIT – MODEL 200-1/21

21 ASSORTED
ACCESSORIES

- 194 High speed cutter
- 401 Mandrel
- 402 Mandrel
- 407 Coarse 1/2" sanding drum
- 414 Small felt wheel (2)
- 415 Dressing stone
- 420 HD emery cut-off wheel
- 421 Polishing compound
- 425 Emery wheel (2)
- 426 Fiberglass cut-off wheel
- 429 Large felt wheel (2)
- 432 Medium 1/2" sanding band
- 445 Fine 1/2" sanding band
- 561 Multipurpose cutting bit
- 932 Aluminum oxide stone
- 8193 Aluminum oxide stone
- 83142 Silicon carbide stone
- 84922 Silicon carbide stone

CONTENTS

- Two-Speed Rotary Tool
- Cutting Guide
- Corrugated Storage Case
- Product Reference Sheet
- Wrench
- 1/8" Collet

DREMEL 100 SERIES

Versatility

BASIC HIGH

100 SERIES KIT – MODEL 100-N/7

- Ideal for sanding, carving
and drilling.

2
YEARLimited
Warranty7 ASSORTED
ACCESSORIES

- 402 Mandrel
- 407 Coarse 1/2" sanding drum
- 415 Dressing stone
- 420 HD emery cut-off wheel
- 432 Medium 1/2" sanding band
- 932 Aluminum oxide stone
- 84922 Silicon carbide stone

CONTENTS

- Single-Speed Rotary Tool
- Product Reference Sheet
- Wrench
- 1/8" Collet

DREMEL® 8200

Does it All, Unplugged.™

Variable Speed: 5,000-30,000 RPM

Corded performance in a cordless tool.

Separate On/Off Switch

Retains speed setting for ease of use.

Quick Collet Lock

For fast accessory changes.

High-Performance Motor

For maximum performance at all speeds.

360° Grip Zone

With soft grip for comfort and control.



POWERED BY
12V^{MAX}
LITHIUM-ION

2
YEAR
Limited
Warranty



Variable Speed

For greater versatility. Controls do not interfere with grip.



New!

CORDLESS 12V^{MAX} HIGH PERFORMANCE ROTARY TOOL ACCESSORIES



**12V^{MAX} Lithium-Ion
Battery Pack –
Model 875**



**12V^{MAX} 1-Hour
Lithium-Ion
Battery Charger –
Model 876**

8200 KIT – MODEL 8200-1/28



CONTENTS

- 8200 Cordless 12V^{MAX} High Performance Rotary Tool
- Cutting Guide
- Storage Case
- Accessory Case
- 1-Hour Battery Charger
- 12V^{MAX} Lithium-Ion Battery Pack (1)
- Quick Start Book
- Wrench
- 1/8" Collet

28 ASSORTED ACCESSORIES

- 191** High speed cutter
- 401** Mandrel
- 402** Mandrel
- 407** Coarse 1/2" sanding drum
- 408** Coarse 1/2" sanding band (3)
- 411** Coarse sanding discs (2)
- 414** Small felt wheel (2)

- 420** HD emery cut-off wheel (2)
- 421** Polishing compound
- 425** Emery wheel
- 429** Large felt wheel
- 432** Medium 1/2" sanding band (3)
- 445** Fine 1/2" sanding band (2)
- 541** Aluminum oxide wheel

- 561** Multipurpose cutting bit
- 932** Aluminum oxide stone
- 8193** Aluminum oxide stone
- 84922** Silicon carbide stone
- EZ402** EZ Lock mandrel
- EZ456** 1-1/2" reinforced cutoff wheel

8200 KIT – MODEL 8200-2/28



**Includes
2 batteries**

CONTENTS

- 8200 Cordless 12V^{MAX} High Performance Rotary Tool
- Right Angle Attachment
- Cutting Guide
- Storage Case
- Accessory Case
- 1-Hour Battery Charger
- 12V^{MAX} Lithium-Ion Battery Packs (2)
- Quick Start Book
- Wrench
- 1/8" Collet

28 ASSORTED ACCESSORIES

- 191** High speed cutter
- 401** Mandrel
- 402** Mandrel
- 407** Coarse 1/2" sanding drum
- 408** Coarse 1/2" sanding band (3)
- 411** Coarse sanding discs (2)
- 414** Small felt wheel (2)

- 420** HD emery cut-off wheel (2)
- 421** Polishing compound
- 425** Emery wheel
- 429** Large felt wheel
- 432** Medium 1/2" sanding band (3)
- 445** Fine 1/2" sanding band (2)
- 541** Aluminum oxide wheel

- 561** Multipurpose cutting bit
- 932** Aluminum oxide stone
- 8193** Aluminum oxide stone
- 84922** Silicon carbide stone
- EZ402** EZ Lock mandrel
- EZ456** 1-1/2" reinforced cutoff wheel

DREMEL® 10.8V

Variable Speed: 5,000 - 35,000 RPM

For precise control in a variety of materials and applications.

Small and Lightweight

For easier handling and less fatigue.

Soft Grip

Designed for superior control and balance.

Battery Fuel Gauge


Know when it's time to recharge.

2
YEAR

Limited
Warranty

Versatility

BASIC HIGH



10.8V LITHIUM-ION CORDLESS ROTARY TOOL KIT – MODEL 8000-03



CONTENTS

- 10.8V Lithium-Ion Cordless Rotary Tool
- Compact Storage Case
- 3-Hour Charger
- Wrench
- 1/8" Collet

40 ASSORTED ACCESSORIES

- | | | |
|---|---------------------------------------|---|
| 150 Drill bit | 409 Emery cut-off wheel (6) | 432 Medium 1/2" sanding band (3) |
| 401 Mandrel | 411 Coarse sanding discs (10) | 541 Aluminum oxide wheel |
| 402 Mandrel | 414 Small felt wheel (4) | 8193 Aluminum oxide stone |
| 191 High speed cutter | 420 HD emery cut-off wheel (2) | 84922 Silicon carbide stone |
| 407 Coarse 1/2" sanding drum | 425 Emery wheel (2) | |
| 408 Coarse 1/2" sanding band (4) | 429 Large felt wheel (3) | |

WHY LITHIUM-ION?

More Power in a Smaller Size. Lithium-Ion technology delivers more power in a smaller size and with less weight than conventional Ni-Cd batteries.

Always Ready. When in storage, battery holds a charge **6X** longer than standard Ni-Cd batteries.

No Memory Effects. Lithium-Ion batteries can be recharged at any time without reducing charge capacity or run time.

10.8V LITHIUM-ION CORDLESS ROTARY TOOL ACCESSORIES



Lithium-Ion
Battery Pack –
Model 855-02



Lithium-Ion
Battery Charger –
Model 856-02

DREMEL[®]STYLUS[™]

**Created to Fit Your Hand
and Your Lifestyle[™]**

- Always Ready
- Goes Everywhere

Finger-Tip On/Off Switch

For one-handed operation.

Unique Contoured Grip

Designed for superior precision, control, and comfort in your hand.

STYLUS KIT – MODEL 1100-N/25



CONTENTS

- Dremel Stylus Rotary Tool
- Charging Base and Accessory Organizer
- Accessory Case
- Product Reference Sheet
- Wrench
- 1/8" Collet



Versatility

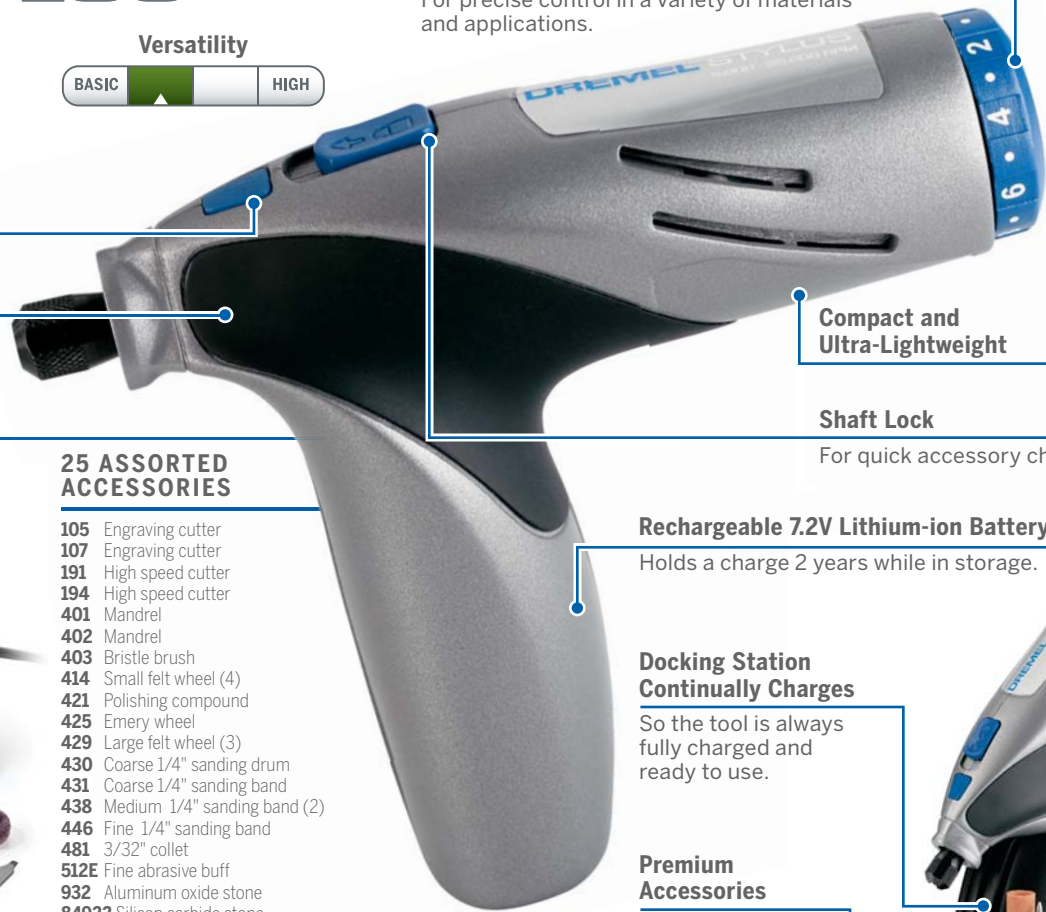


Variable Speed 5,000 - 25,000 RPM

For precise control in a variety of materials and applications.

2
YEAR

Limited
Warranty



**Compact and
Ultra-Lightweight**

Shaft Lock

For quick accessory changes.

Rechargeable 7.2V Lithium-ion Battery

Holds a charge 2 years while in storage.

Docking Station Continually Charges

So the tool is always
fully charged and
ready to use.

Premium Accessories

Specifically for
intricate work.



WHY LITHIUM-ION?

More Power in a Smaller Size. Lithium-ion technology delivers more power in a smaller size and with less weight than conventional Ni-Cd batteries.

Always Ready. When in storage, battery holds a charge **6X** longer than standard Ni-Cd batteries.

No Memory Effects. Lithium-ion batteries can be recharged at any time without reducing charge capacity or run time.

7.2V TWO-SPEED CORDLESS KIT – MODEL 7700-1/15

- Two-speed 10,000 and 20,000 RPM.
- 7.2 volts of power. . . goes anywhere.

Motor: 7.2V DC (7,2 V)
Two-speed: 10,000/20,000 RPM
Weight with Battery: 12oz. (340g)

Versatility

BASIC  HIGH2
YEARLimited
Warranty

15 ASSORTED ACCESSORIES

- 191 High speed cutter
- 401 Mandrel
- 402 Mandrel
- 403 Bristle brush
- 407 Coarse 1/2" sanding drum
- 408 Coarse 1/2" sanding band
- 414 Small felt wheel
- 420 HD emery cut-off wheel
- 421 Polishing compound
- 430 Coarse 1/4" sanding drum
- 540 1-1/4" cut-off wheel
- 932 Aluminum oxide stone
- 952 Aluminum oxide stone
- 8193 Aluminum oxide stone
- 84922 Silicon carbide stone



CONTENTS

- 7.2 Two-Speed Cordless Rotary Tool
- Lawn Mower and Garden Tool Sharpener
- Corrugated Storage Case
- Accessory Organizer
- 3-Hour Charger
- Product Reference Sheet
- Wrench
- 1/8" Collet

Light and Compact. Easy to handle and fun to use — anywhere!

Removable battery pack. Continuous use to finish your projects.

Two Speeds. For control and accuracy.

758-01 3-Hour Charger. Quick battery recharge with LED light. Light indicates battery is correctly placed into the charger for proper charging.



7700-02 ACCESSORIES



7.2V Battery Pack –
Model 757-01



3-Hour Battery
Charger – Model 758-01

MINIMITE® CORDLESS KIT – MODEL 750-02

Take it anywhere. 4.8 volts of power for light duty precision jobs.

Motor: 4.8V DC (4,8 V)
Two-speed: 6,500/13,000 RPM
Weight with Battery: 9oz. (255g)

Versatility

BASIC  HIGH2
YEARLimited
Warranty

5 ASSORTED ACCESSORIES

- 401 Mandrel
- 407 Coarse 1/2" sanding drum
- 414 Small felt wheel
- 432 Medium 1/2" sanding band
- 84922 Silicon carbide stone



CONTENTS

- 4.8 Two-Speed MINIMITE®
- 3-Hour Charger
- Wrench
- 1/8" Collet

Light and Compact. Easy to handle and fun to use — anywhere!

Removable Battery Pack. Continuous use to finish your projects.

Two Speeds. For control and accuracy.

756-01 3-Hour Charger. Quick battery recharge with LED light. Light indicates battery is correctly placed into the charger for proper charging.



750-02 ACCESSORIES



4.8V Battery Pack –
Model 755-01



3-Hour Battery
Charger – Model 756-01

ROTARY TOOL ATTACHMENT COMPATIBILITY KEY																	
TOOL MODEL NUMBER	ATTACHMENT MODEL NUMBER																
		220	225	231	335	365	366	368	575	A516	A577	670	675	677	678-01	A679-02	1453
Corded	4000	*	*	*	*	*	*	*	*	*	*	*	*	*	*	*	*
	400	*	*	*	*	*	*	*	*	*	*	*	*	*	*	*	*
	300	*	*	*	*	*	*	*	*	*	*	*	*	*	*	*	*
	398	*	*	*	*	*	*	*	*	*	*	*	*	*	*	*	*
	395	*	*	*	*	*	*	*	*	*	*	*	*	*	*	*	*
	200	*	*	*	*	*	*	*	*	*	*	*	*	*	*	*	*
Cordless	100	*	*	*	*	*	*	*	*	*	*	*	*	*	*	*	*
	8200	*	*	*	*	*	*	*	*	*	*	*	*	*	*	*	*
	800	*	*	*	*	*	*	*	*	*	*	*	*	*	*	*	*
	770	*	*	*	*	*	*	*	*	*	*	*	*	*	*	*	*
	750	*	*	*	*	*	*	*	*	*	*	*	*	*	*	*	*
	1100	*	*	*	*	*	*	*	*	*	*	*	*	*	*	*	*

Use this chart to find out which attachments work with your tool, or use the mini charts included with the attachments' descriptions. Adapters may be needed.

MULTISAW – MODEL MS400

4000	400	300	398	395	200	100	8200	800	780	770	750
*	*						*				

Goes where ordinary saws can't. Like having a jig saw, reciprocating saw, and scroll saw in one compact attachment.

- Universal blade holder uses standard "U" and "T" shank jigsaw blades.
- 3/8" blade stroke for fast and controlled scroll and straight line cutting.
- Pivot foot provides easier control in a variety of materials and shapes.
- Includes one wood cutting blade for straight and curved cutting.
- For use with the 400 Series, Dremel 4000 and 8200 Rotary Tools.



PLANER – MODEL PL400

4000	400	300	398	395	200	100	8200	800	780	770	750
*	*						*				

Refinish furniture, fix stuck doors and cabinets, chamfer sharp edges, fit wood flooring and more.

- High speed steel, precision-ground blade lasts up to 500 linear feet.
- 2-1/4" planing width removes approximately 1/64" with each pass.
- Features a 90 and 45 degree edge guide.
- For use with the 400 Series, Dremel 4000 and 8200 Rotary Tools.



DREMEL WORK STATION™ – MODEL 220-01

4000	400	300	398	395	200	100	8200	800	780	770	750
*	*	*	*	*	*	*	*	*	*	*	*

Functions as an articulating drill press that rotates 90°, rotary tool holder, and flex-shaft tool stand.

- Detents click the tool in place in 15° increments from vertical to horizontal.
- "Crow's Nest" provides on-board storage for Dremel accessories.
- Durable, die-cast aluminum base.



FLEX SHAFT ATTACHMENT – MODEL 225-01

4000	400	300	398	395	200	100	8200	800	780	770	750
*	*	*	*	*	*	*	*	*	*	*	*

Ideal for hard to reach places and fine detail work.

- Quick connect attach system.
- 36" long cable with new 5" bend radius provides more flexibility.
- Comfort grip hand piece.
- Integrated shaft lock button.
- Holds up to 1/8" shank.
- Works with collet system and Dremel chuck.



SHAPER/ROUTER TABLE – MODEL 231

4000	400	300	398	395	200	100	8200	800	780	770	750
*	*	*	*	*	*	*	*	*	*	*	*

Converts your corded Rotary Tool into a bench mounted wood shaper.

- Features an adjustable fence and large 8" x 6" worktable.
- Slot, groove, sand and trim edges.



PLUNGE ROUTER ATTACHMENT – MODEL 335-01

4000	400	300	398	395	200	100	8200	800	780	770	750
*	*	*	*	*	*	*	*	*	*	*	*

Converts your corded Rotary Tool into a plunge router.

- Clear base.
- Two depth stops.
- Includes edge guide and circle guide.
- Rout circles, parallel to edge, signs and inlay work and decorative edges.



TOOLS NOT INCLUDED WITH ATTACHMENTS

MULTIPURPOSE CUTTING KIT –
MODEL 565

	4000	400	300	398	395	200	100	8200	800	780	770	750
	•	•	•	•	•	•	•	•	•	•	•	•

- Allows for sturdy controlled cuts with maximum visibility.
- Easy depth adjustment. Set to the correct cutting depth for the material you are working on.
- Includes cutting guide, 2 drywall cutting bits for cutting drywall for electrical boxes & air vents.
- Includes 1 multipurpose cutting bit for making cuts in ceiling tile, wood, plastic, fiberglass, drywall, laminate and vinyl siding.



TILE CUTTING KIT –
MODEL 566


	4000	400	300	398	395	200	100	8200	800	780	770	750
	•	•	•	•	•	•	•	•	•	•	•	•

- Allows for sturdy controlled cuts with maximum visibility.
- Easy depth adjustment. Set to the correct cutting depth for the material you are working on.
- Includes cutting guide and tile cutting bit.
- Shape ceramic wall tile around fixtures or plumbing pipes.

Not for use on ceramic floor tile.



GROUT REMOVAL ATTACHMENT –
MODEL 568

	4000	400	300	398	395	200	100	8200	800	780	770	750
	•	•	•	•	•	•	•	•	•	•	•	•

For use on wall and floor grout!


- Multiple slide depth adjustment.
- 30° angle for controlled cutting.
- Guides 180° apart to keep bit centered between tiles.
- Easy screw-on mounting.
- Excellent cutting visibility.
- Includes 1/16" Grout Removal Bit – Model 569. Made of solid carbide, the bit will remove both wall and floor grout.



570

- Also available: Model 570 1/8" Grout Removal Bit (Not included with 568).

RIGHT ANGLE ATTACHMENT –
MODEL 575


	4000	400	300	398	395	200	100	8200	800	780	770	750
	•	•	•	•	•	•	•	•	•	•	•	•

Enhances the versatility of your Dremel Rotary Tool by allowing you to get into hard-to-reach areas.

- Quick connect system easily attaches to your rotary tool in place of the housing cap, no wrenches required.
- Compact, durable design for those “hard-to-reach” places.



SANDING/GRINDING GUIDE™ –
MODEL A576


	4000	400	300	398	395	200	100	8200	800	780	770	750
	•	•	•	•	•	•	•	•	•	•	•	•

Stabilizes a handheld tool by providing an edge guide or serves as a work platform when the tool is mounted in a secure position.

- Increased control during sanding and grinding applications.
- Platform provides greater stability during edge sanding and sharpening.
- Adjustable depth control for a precise finish.
- Attaches onto a rotary tool in place of its nose piece for quick and easy installation.
- Includes 407 1/2" 60 grit sanding drum, 932 aluminum oxide grinding stone and instructions.



DETAILER'S GRIP –
MODEL A577

	4000	400	300	398	395	200	100	8200	800	780	770	750
	•	•	•	•	•	•	•	•	•	•	•	•

Transfers the weight of the tool to the palm of your hand for improved tool balance and control.

- Offers enhanced grip and comfort for detailed applications.
- Provides optimal tool control when precision is required.
- Attaches onto a rotary tool in place of its nose piece for quick and easy installation.
- Includes 107 engraving cutter and tracing stencil.



MINI SAW ATTACHMENT – MODEL 670

	4000	400	300	398	395	200	100	8200	800	780	770	750
	•	•	•	•	•	•	•	•	•	•		

Works great on wood and all wood-like materials.

- Quick connect system attaches to your rotary tool in seconds.
- Make clean, straight perpendicular cuts up to 1/4" thick.
- Includes blade.



RIP/CROSSCUT BLADE – MODEL 546

- Long-lasting steel blade.
- 1-1/4" diameter, 48 teeth.
- One blade per package.
- For use with Mini Saw Attachment only.



LAWN MOWER AND GARDEN TOOL SHARPENER – MODEL 675

	4000	400	300	398	395	200	100	8200	800	780	770	750
	•	•	•	•	•	•	•	•	•	•	•	•

The fastest, easiest, safest way to sharpen your lawn mower blade and other garden tools.

- Guide provides optimum sharpening angle.
- Sharpens most rotary lawn mower blades.
- Long-wearing ABS plastic material.
- Includes grinding stone, #932 (see p.32).



CIRCLE CUTTER AND STRAIGHT EDGE GUIDE – MODEL 678-01

	4000	400	300	398	395	200	100	8200	800	780	770	750
	•	•	•	•	•	•	•	•	•	•	•	•

The simple way to cut circular holes in many types of materials. Convenient measurement guides in both inches and centimeters, so you can cut out the right-sized circle every time.

- Makes circles from 3/4" -12" (1.9-30 cm).
- Attaches quickly and easily without tools.
- Depth adjustment allows easy setting of the correct cutting depth.
- Straight Edge Guide allows routing or cutting in a straight line.
- Includes 1/8" Multipurpose Cutting Bit – Model 561 (see p. 35).



LAWN MOWER, GARDEN TOOL AND CHAIN SAW SHARPENING KIT – MODEL A679-02

	4000	400	300	398	395	200	100	8200	800	780	770	750
	•	•	•	•	•	•	•	•	•	•	•	•

The Dremel chain saw sharpening attachment as well as the Dremel lawn mower and garden tool sharpening attachment are included together in one kit for your convenience.


- Guide provides optimum sharpening angle.
- Sharpens all rotary lawn mower blades.
- Easily sharpen the dulllest of chains.



CONTENTS

- Garden Tool Sharpening Attachment
- Lawn Mower Sharpening Attachment
- Wrench
- Chain Saw Sharpening Attachment
- Gauge
- 2 Spacers
- Instruction Manual
- 4 Sharpening Stones Nos. 453, 454, 455, (see p. 31) and 932 (see p. 32)

CHAIN SAW SHARPENING ATTACHMENT – MODEL 1453

	4000	400	300	398	395	200	100	8200	800	780	770	750
	•	•	•	•	•	•	•	•	•	•	•	•


- Easily sharpen the dulllest of chains.

CONTENTS

- Sharpening Attachment
- 3 Sharpening Stones Nos. 453, 454 and 455 (see p. 31)
- Gauge
- 2 Spacers
- Wrench
- Instruction Manual



MULTI-VISE™ – MODEL 2500-01

	4000	400	300	398	395	200	100	8200	800	780	770	750
	•	•	•	•	•	•	•	•	•	•	•	•

Gets a Grip on Anything, Anywhere!


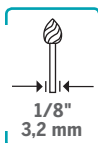
- Portable vise holds work piece for projects such as woodworking, home projects, crafts and hobbies.
- Clamps to any work surface up to 2-1/2" thick.
- Rotates 360° and tilts 50° allowing user to lock the workpiece in any position.
- Tool holder turns Dremel Rotary Tools into a stationary sander, grinder or polisher.
- Removable clamping jaws creates a stand-alone bar clamp.



CARVING - SOFT MATERIALS

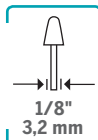


HIGH SPEED CUTTERS High speed cutters can be used for shaping, hollowing, grooving, slotting, making tapered holes in soft metals, plastics and woods. No. 199 cutter can be used to make small slits.



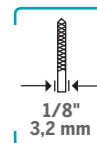
STRUCTURED TOOTH TUNGSTEN CARBIDE CUTTERS

Fast-cutting sharp teeth for greater material removal. Use on fiberglass, wood, plastic, epoxy, rubber, laminates, particle board and ceramic tile.



CARVING - HARD MATERIALS


TUNGSTEN CARBIDE CUTTERS Use for shaping, smoothing and material removal. Use on hardened steel, stainless steel, cast iron, nonferrous metals, fired ceramics, plastics, hardwoods and other hard materials. Not for use with floor tile.



ENGRAVING - SOFT MATERIALS



ENGRAVING CUTTERS Quality cutters for detail engraving, carving, routing in wood, fiberglass, plastic and soft metals.



ENGRAVING - HARD MATERIALS

DIAMOND WHEEL POINTS For fine detail work, engraving, carving, touch-up and finishing. Use on wood, jade, ceramic, glass, hardened steel, semi precious stones and other hard materials. Bits are covered with diamond particles.



7150 – Dual Package which includes 1 ea. 7103 and 7144.



ROUTING

ROUTER BITS For routing, inlaying, and mortising in wood and other soft materials. Use with Dremel No. 330 Router Attachment, No. 335 Plunge Router Attachment, and No. 231 Shaper/Router Table. Made of high speed steel.



3/32"
2,4 mm
Piloted
Beading



612



1/8"
3,2 mm
Corner
Rounding



615



1/4"
6,4 mm
Core Box



617



1/2"
12,7 mm
Chamfer



618



1/4"
6,4 mm
V-Groove



640



1/8"
3,2 mm
Straight



650



3/16"
4,8 mm
Straight



652



1/4"
6,4 mm
Straight



654



5/16"
7,9 mm
Keyhole



655



GRINDING/SHARPENING - FERROUS MATERIALS



CHAIN SAW SHARPENING STONES

Precision-ground for quick, easy sharpening of chain saw blades. Each package contains 2 stones.

5/32"
4,0 mm



453

3/16"
4,8 mm

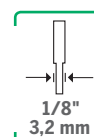


454

7/32"
5,6 mm



455



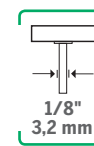
ALUMINUM OXIDE ABRASIVE WHEEL

Perfect for cleaning, de-burring, removing rust, and polishing of most metals, including stainless steel.



500

Medium



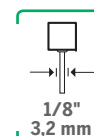
ALUMINUM OXIDE ABRASIVE POINT

Abrasive point is great for finishing work and light de-burring. It can be used for paint and rust removal without removing any of the base material.

1/2"
12,7 mm



516



EZ Lock™ 1-1/2" ALUMINUM OXIDE GRINDING WHEEL - EZ541GR
For use with EZ Lock™ mandrel EZ402.

1-1/2"
38,1 mm



EZ541GR



ALUMINUM OXIDE GRINDING WHEEL Use for de-burring, rust removal and general purpose grinding. 2 Per Pack. Use 541 with Mandrel 402.

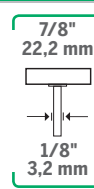
7/8"
22,2 mm



541



402



GRINDING/SHARPENING - FERROUS MATERIALS

ALUMINIUM OXIDE GRINDING STONES (ORANGE/BROWN)

Use on metals, castings, welded joints, rivets and rust. Ideal for sharpening, de-burring and general purpose grinding of most materials.

7/16" 11,1 mm 3/8" 9,5 mm 5/8" 15,9 mm 3/16" 4,8 mm 3/8" 9,5 mm



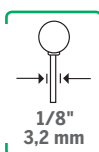
911

932


941

945

952



1/4" 6,4 mm 5/8" 15,9 mm 1/8" 3,2 mm 3/16" 4,8 mm 3/8" 9,5 mm 5/8" 15,9 mm 1" 25,4 mm



953

971

997

8153

8175

8193


8215

GRINDING/SHARPENING - NON-FERROUS MATERIALS

SILICON CARBIDE GRINDING STONES (BLUE/GREEN)

Designed to work well on stone, glass, ceramics, porcelain and non-ferrous metals.

9/32" 7,1 mm 1/8" 3,2 mm 1/8" 3,2 mm 3/16" 4,8 mm 25/32" 19,8 mm 13/32" 10,3 mm 1/2" 12,7 mm



83142

83322

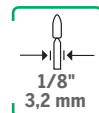
83702

84922

85422

85602

85622



CUTTING

EZ Lock™ STARTER KIT – MODEL EZ406

- Includes 1 EZ Lock™ mandrel and 5 reinforced cut-off wheels.



Faster Accessory Changes – Easy as 1, 2, 3

Pull –



Twist –



Release



EZ409



EZ426CU



EZ456B



EZ456



EZ476

EZ Lock™ 1-1/2" THIN REINFORCED CUT-OFF WHEEL – EZ409

For use with EZ Lock™. Reinforced cut-off wheels for cutting metal. 2X more cuts compared with 409. 5pc.

EZ Lock™ 1-1/4" REINFORCED CUT-OFF WHEEL – EZ426CU

For use with EZ Lock™. Reinforced cut-off wheels for cutting metal. 2X more cuts compared with 420. 3pc.

EZ Lock™ 1-1/2" REINFORCED CUT-OFF WHEEL – EZ456

For use with EZ Lock™. Reinforced cut-off wheels for cutting metal. 2X more cuts compared with 426. 5pc.

EZ Lock™ 1-1/2" REINFORCED CUT-OFF WHEEL


BULK PACK – EZ456B For use with EZ Lock™. Reinforced cut-off wheels for cutting metal. 12pc. Bulk pack.

EZ Lock™ 1-1/2" REINFORCED CUT-OFF WHEEL – EZ476


For use with EZ Lock™. Reinforced cut-off wheel makes clean cuts in plastic. 5pc.

CUTTING - METAL [Limited use on wood and plastic]

CUT-OFF WHEELS For slicing and cutting metal, wood and plastic. Cut-off wheels make it easy to cut or slot bolts, screws, sheet metal, thin wood and plastic. The cut-off wheel cuts only along its edge. Do not attempt to sand or cut curved holes with them.




Use 409, 420, 426, 456 and 540 with mandrel 402.



402

FIBERGLASS REINFORCED CUT-OFF WHEELS



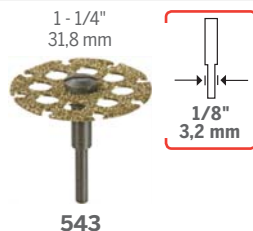
456 package includes 10 cut-off wheels and a washer set. Mandrel 402 is sold separately.
*Washer set only used with 456.

Cut-off wheel dispenser 20 per pack


CUTTING - WOOD



CARBIDE CUTTING/SHAPING WHEEL - 543 For cutting and shaping on soft and hard woods, fiberglass, plastics and laminates. Do not use on metal. Mandrel included. Thickness .070" (1.8 mm).



EZ Lock™ 1-1/2" CARBIDE CUTTING WHEEL - EZ544 For use with EZ Lock™.




CUTTING - WOOD (Continued)



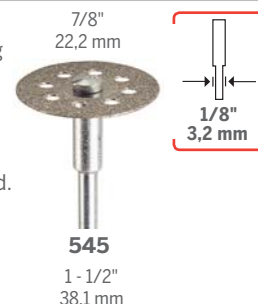
RIP/CROSSCUT BLADE - 546 For use with Mini Saw Attachment 670 only (page 26). Thickness .023" (0.6 mm).




CUTTING - HARD MATERIALS



DIAMOND WHEEL - 545 Great for cutting, sawing and carving of hard materials such as marble, concrete, brick, porcelain, ceramics, hard epoxy, soft and hard wood. Mandrel 402 is included. Thickness .023" (0.6 mm). Do not run in excess of 20,000 RPM.



EZ Lock™ 1-1/2" DIAMOND WHEEL - EZ545 For use with EZ Lock™. Diamond cutting wheel makes clean cuts in hard materials.



DRYWALL, MULTIPURPOSE, TILE AND GROUT ACCESSORIES

DRYWALL CUTTING BIT - 560*

Gives you fast clean cuts in drywall.

MULTIPURPOSE CUTTING BIT - 561*


Cuts hardwood up to 3/8" and softwood up to 5/8". Also cuts plastic, fiberglass, drywall, laminate, aluminum & vinyl siding.

TILE CUTTING BIT - 562*

Cuts ceramic wall tile, cement board, and plaster. (Not for use on floor tile.)

CARBIDE GROUT REMOVAL BITS - 569 AND 570†

Ideal for replacing wall and floor grout or removing grout to replace broken tiles.



* Use with cutting guide (page 24).

† Use with grout removal guide (page 24).

CLEANING/POLISHING

POLISHING ACCESSORIES Ideal for polishing metals and plastics. Using polishing compound No. 421 with wheels produces a high luster.

Felt 1/2" dia.
6 per pack



414

Felt 3/8" dia.




422

Felt 1" dia.

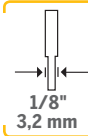


429



401

Use 414, 422
and 429 with
Mandrel 401.



POLISHING CLOTH Made to take a smooth finish and polish it to a high luster.

Cloth 1" dia.



423E



**EZ Lock™
COMPATIBLE**



EZ402



402

Use with either EZ402, or with 402.
Mandrels sold separately.

POLISHING COMPOUND – 421

Use with felt or cloth accessories to polish metals and plastics. Compound will remove a dull oxidized film and/or light surface imperfections. A solid compound.



RUBBER POLISHING POINTS Blue points for finishing and polishing all ferrous metals. Removes small burrs and scratch marks left by grinding and sanding, and cleans and defines grooves. Also effective on many stones and ceramics.

1/4"
6,4 mm



461

1/4"
6,4 mm

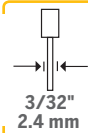


462

1/4"
6,4 mm



463



EMERY IMPREGNATED POLISHING WHEEL

Ideal for general polishing of most ferrous metal, stone, glass and ceramic. Use 425 with mandrel 402.



425



402



ABRASIVE BRUSH – 538

Dremel's strongest and longest lasting brush. Extra-thick nylon bristles are coated with an abrasive grit for material removal on the toughest jobs. Use for de-burring metal or wood and for removing rust and paint.

Do not run brush in excess of 20,000 RPM.



538



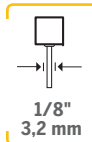
POLISHING WHEEL – 520

Use for light stock removal and high luster polishing of metals and hard plastics. The wheel is impregnated with a silicon carbide abrasive and lubricant, eliminating the need for polishing compound.

1/2"
12,7 mm



520



403



404



405

BRISTLE BRUSHES

Use for light de-burring, cleaning, polishing of silverware, jewelry and other precious metals; can use with polishing compound.



428



442



443

CARBON STEEL BRUSHES

Versatile brush for removing rust and corrosion, polish metal surfaces. De-burr and blend surface junctures, clean electrical components.



530



531



532

STAINLESS STEEL BRUSHES

Stainless steel brushes do not cause "after-rust" when used on corrosive-resistant materials like pewter, aluminum and stainless steel.



535



536



537

BRASS BRUSHES

Brass brushes are non-sparking and softer than steel. They will not scratch soft metals like gold, copper, brass.



Do not run brushes in excess of 15,000 RPM.

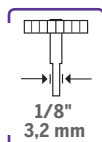
SANDING



New!

DETAIL ABRASIVE BRUSHES

Great for detail cleaning and light sanding. Use on metal, glass, wood, aluminum and plastics. Not to be used in excess of 15,000 RPM.



EZ471SA

36 Grit
Coarse

EZ472SA

120 Grit
Medium

EZ473SA

220 Grit
Fine

EZ402

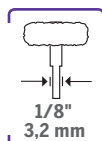
402

**EZ Lock
COMPATIBLE**

Use with either EZ402, or 402. Mandrels sold separately.

**FINISHING ABRASIVE BUFFS**

Great for cleaning and light sanding. Use on metal, glass, wood, aluminum and plastics. The 512 fine-grit buff is particularly ideal for removing tarnish from brass. Not to be used in excess of 15,000 RPM.



511E

180 Grit
Coarse

512E

280 Grit
Medium320 Grit
Fine

EZ402

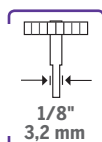
402

**EZ Lock
COMPATIBLE**

Use 511E and 512E with either EZ402, or 402. Mandrels sold separately.



FLAPWHEELS Flapwheels grind and polish flat or contoured surfaces. They are used most effectively as a finishing sander after heavier surface sanding and material removal is completed.

3/8"
9,5 mm

80 Grit

502

3/8"
9,5 mm

120 Grit

503

3/16"
4,8 mm

80 Grit

504

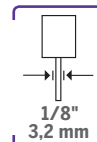
3/16"
4,8 mm

120 Grit

505



SANDING BANDS For rough shaping and smoothing wood and fiberglass; removing rust from metal surfaces; shaping rubber surfaces. Sander bands are easily replaceable on drums, and are available in packages of 6 each.



430



431*



438*



446*

1/4" diameter
60 Grit 120 Grit 240 Grit

*6 per pack



407



408*



432*



445*

1/2" diameter
60 Grit 120 Grit 240 Grit

SANDING DISCS For rough shaping and smoothing wood and fiberglass; removing rust from metal surfaces; shaping rubber surfaces. 36 pieces per pack.



411

180 Grit
Coarse

412

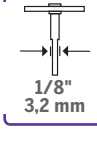
220 Grit
Medium

413

240 Grit
Fine

402

Use 411, 412 and 413 with mandrel 402.

**CARBIDE SHAPING WHEEL**

A powerful shaping tool that quickly and efficiently removes material. Easily creates compound curves and works on a variety of materials including woods, fiberglass, laminates, plastic, and leather. Mandrel included.

1-1/4"
31,8 mm

801



MISCELLANEOUS

MANDRELS



EZ Lock™ EZ402 – Use with EZ409, EZ426CU, EZ456, EZ471SA, EZ472SA, EZ473SA, EZ476, 423E, 511E, 512E, , EZ541GR, EZ544 and EZ545.



401 – Use with 414 and 422. May be used with 429.



402 – Use with 409, 411, 412, 413, 420, 423E, 425, 426, 429, 456, EZ471SA, EZ472SA, EZ473SA, 511E, 512E, 540, and 541.

DREMEL CHUCK – 4486 This chuck allows you to quickly and easily change accessories on Dremel Rotary Tools without changing collets. Accepts accessories with 1/32" - 1/8" shanks. Use with rotary tool models 275, 285, 300, 395, 398, 400, 4000, 750, 770, 780, 800 and 8200. Also use with Dremel attachments 212, 225, 575, and 961.



QUICK CHANGE COLLET NUT SET – MODEL 4485 Includes Collet Nut and 4 Collets. For use with all Rotary Tools except models 1, 2 & 260, 270, 280 series 1 or earlier.

Collets also available separately.



DRILL BIT SET – MODEL 628



1/8-IN. DRILL – MODEL 150*
Use with 480 collet.



1/32-IN. DRILL – MODEL 660
4 pc. per pack. Use with 483 collet.



3/64-IN. DRILL – MODEL 661
4 pc. per pack. Use with 482 collet.

BRAD POINT DRILL BIT SET – MODEL 631-01 Titanium coated brad points stay on center and begin drilling immediately. For use on wood. Use with 480 collet.



*Available as service part only.

GLASS DRILLING BITS Diamond tipped drill bits for use on glass and ceramic wall tile. Lubricant included. Use with 480 collet.



1/8-IN. GLASS DRILL – MODEL 662DR



1/4-IN. GLASS DRILL – MODEL 663DR

WRENCH – 90962

For ease of changing bits.



DRESSING STONE – 415*

Clean grinding wheels. Shape or reshape for desired applications.



*Available as service part only.

CARBON MOTOR BRUSHES

BRUSH	TOOLS	TYPE
90826*	260	
90827*	270, 280, 370 & 380	
90828*	232 & 332	
90929*	275, 285 & 395	1 & 2
90930*	275, 285, 300, 395 & 595	3,4,5 & 6
90930*	6000	1 & 2
90930-04	100, 200, 275, 285, 300, 395 & 595	4,5 & 6
90930-04	6000	1 & 2
90931	398	
90935	732	
90936	Advantage 9000	
90937	400 XPR™	

MINI ACCESSORY KITS

CLEANING/POLISHING KIT – MODEL 684-01 Polish a variety of materials to a high luster, clean those tough-to-reach areas, plus a whole lot more!



EZ LOCK™ SANDING/POLISHING KIT – MODEL EZ684-01 Polish a variety of materials to a high luster, clean those tough-to-reach areas, remove rust, plus a whole lot more!



MINI ACCESSORY KITS

SANDING/GRINDING KIT – MODEL 686-01 Sharpen lawn tools, remove rust, sand down a sticking door, and engrave on glass, plus a whole lot more!



GENERAL PURPOSE KIT – MODEL 687-01 Everything you need to cut, carve, sand, grind, clean, and polish, plus a whole lot more!




CUTTING KIT – MODEL 688-01 Reslot a screw, cut conduit, sheet metal, rusted hose clamps, plus a whole lot more!



EZ LOCK™ CUTTING KIT – MODEL EZ688-01 Reslot a screw, cut conduit, sheet metal, rusted hose clamps, plus a whole lot more!



CARVING/ENGRAVING KIT – MODEL 689-01 Sharpen lawn tools, remove rust, sand down a sticking door, and engrave on glass, plus a whole lot more!



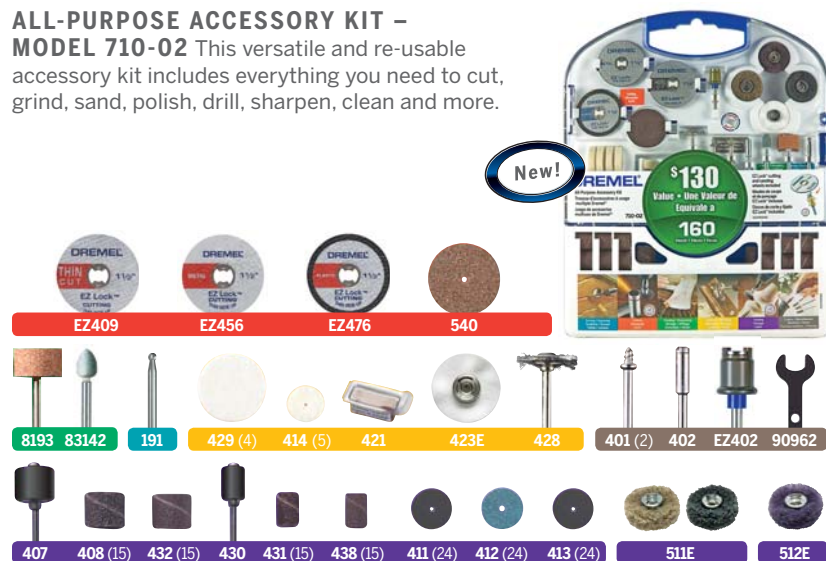
ROUTER BIT KIT – MODEL 692 For routing, inlaying and mortising in wood and other soft materials. Use with #330 Router Attachment, #335 Plunge Router Attachment, and #231 Shaper/Router Table.



SUPER ACCESSORY KIT – MODEL 709-01 This versatile and re-usable accessory kit includes everything you need to cut, grind, sand, polish, drill, sharpen, clean and more.



ALL-PURPOSE ACCESSORY KIT – MODEL 710-02 This versatile and re-usable accessory kit includes everything you need to cut, grind, sand, polish, drill, sharpen, clean and more.



DREMEL® MULTI-MAX™

Repair. Remodel. Restore.™

Variable Speed 10,000-21,000 Oscillations Per Minute (OPM)

For a variety of applications.

Powerful 1.5 Amp Motor

To help cut through tougher materials.

Ergonomic Grip

Allows for comfort and control.

Compact Design

Provides access in tight areas.

Soft-Start Feature

Provides smooth starts.

Separate On/Off Switch

Maintains a previously selected speed setting.

Electronic Feedback Circuitry

Provides consistent tool speed through even tough applications.

MULTI-MAX™ KIT – MODEL 6300-05



CONTENTS

- Dremel Multi-Max Oscillating Tool
- 3 Sanding Sheets
- 3/4" Wood Flush Cut Blade
- 3" Wood & Drywall Saw Blade
- Hook & Loop Pad
- Carry Case
- Manual

QUICK FIT™
for fast accessory changes

Quick Fit™ Accessory Change System

Provides accessory changes twice as fast as similar oscillating tool systems.



2
YEAR

Limited
Warranty

CORDLESS

DREMEL® MULTI-MAX™Repair. Remodel. Restore. **Unplugged.™****Variable Speed 3,000-21,000
Oscillations Per Minute (OPM)**

For a variety of applications.

High Performance MotorCuts through a 1-1/4" oak
door jamb.**Ergonomic Grip**Allows for comfort
and control.**Compact Design**Provides access in
tight areas.

POWERED BY
12V^{MAX}
LITHIUM-ION



Dremel® is taking its high-performance Multi-Max™ Oscillating Tool System to a whole new level of convenience – no cords attached. For the first time, do-it-yourself enthusiasts can use the cordless Dremel Multi-Max oscillating tool to Repair, Remodel, Restore, Unplugged™.

2
YEAR

Limited
Warranty

**Separate
On/Off Switch**

Maintains a previously
selected speed setting.

Soft-Start Feature

Provides smooth starts.

**Quick Fit™ Accessory
Change System**

Provides accessory changes
twice as fast as similar
oscillating tool systems.



QUICK FIT™
for fast accessory changes

CORDLESS MULTI-MAX™ KIT – MODEL 8300-01

CONTENTS

- Cordless Dremel Multi-Max Oscillating Tool
- 3 Sanding Sheets
- HCS Wood Flush Cut Blade
- 3" Wood & Drywall Saw Blade
- Hook & Loop Pad
- 1-Hour Battery Charger
- 12V^{MAX} Lithium-Ion Battery Packs (2)
- Deluxe Storage Case
- Manual



CORDLESS 12V^{MAX} HIGH PERFORMANCE OSCILLATING TOOL ACCESSORIES



**12V^{MAX} Lithium-Ion
Battery Pack –
Model 875**



**12V^{MAX} 1-Hour
Lithium-Ion
Battery Charger –
Model 876**

DREMEL® MULTI-MAX™

SANDING

Restore windows, make stuck doors work, and remove rust from metal. Available in assorted grit for sanding bare or painted wood and metal.



Hook & Loop Pad



MM11

Sanding Sheets - Paint

6 per pack:
80(2), 120(2),
240(2) Grit



MM70P

Sanding Sheets - Wood

6 per pack:
60(2), 120(2),
240(2) Grit



MM70W

18 per pack:
80(6), 120(6),
240(6) Grit



MM80W

SCRAPING

Use the rigid scraper blade for removing stuck vinyl flooring, carpeting and carpet pad, and the flexible scraper blade for projects such as removing old caulking around the tub or shower.



Rigid
Scraper Blade



MM600

Flexible
Scraper Blade



MM610

GROUT REMOVAL

Remove wall and floor grout to free a broken tile. Available in a 1/8" size and a 1/16" size.



1/8" Grout
Removal Blade



MM500

1/16" Grout
Removal Blade



MM501

CUTTING



Flush cut a baseboard to install new flooring or cut out drywall to install a new light switch. Choose from four blades to accomplish a variety of tough cuts.

3/8"
Wood
Flush
Cut Blade



MM411

3/4" Wood & Metal
Flush Cut Blade
(also great for
cutting plastics)



MM422

3/4"
Wood
Flush
Cut Blade



MM440

3" Wood
& Drywall
Saw
Blade



MM450

1-1/8" Wood
& Metal
Flush Cut
Blade



MM462

New!

1-1/8" Hard
Wood Flush
Cut Blade



MM463

Bulk Packs - 3 per pack



MM422B

MM440B

MM450B

3-Pack Cutting Assortment
(MM440, MM450, MM422)



MM491

GRINDING

Prepare surfaces for ceramic floor tile replacement. Use the diamond paper to remove cement, plaster, and thin-set mortar. Use the carbide rasp to grind and shape flat surfaces, cement, tile adhesives, stone and rasp wood.



60 Grit
Diamond Paper



MM900

Carbide
Rasp



MM920

DREMEL[®]TRIO[™]

 **Cut.**  **Sand.**  **Route.**[™]

10,000 – 20,000 RPM
Variable Speed Switch

For greater versatility and optimal control.

90° Pivoting Handle

For superior comfort and control.

Lock-on Button

For comfort during extended use.

Telescoping Foot

For accurate depth control while cutting, sanding and routing.

On Board Dust Extraction Port

To maintain a clean workspace.

Non-marring Base

To protect delicate work pieces.

DREMEL TRIO™ KIT – MODEL 6800-02



CONTENTS

- Dremel Trio Tool
- Compact Depth Guide
- Dust Port Adapter
- Storage Case
- Manual
- Wrench

9 ASSORTED ACCESSORIES

- TR407** Coarse 1/2" sanding mandrel
TR408 Coarse 1/2" sanding band (2)
TR432 Medium 1/2" sanding band (2)
TR445 Fine 1/2" sanding band (2)
TR563 Multipurpose cutting bit
TR654 Straight router bit



Limited
Warranty



TRIO ATTACHMENTS



**STRAIGHT
EDGE/CIRCLE
GUIDE – MODEL TR800**



**DUST PORT ADAPTER –
MODEL TR810**

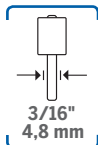


**COMPACT DEPTH GUIDE –
MODEL TR805**

DREMEL[®]TRIO™

TRIO ACCESSORIES

Trio accessories are exclusive to the Dremel Trio tool system and not interchangeable with Dremel rotary tools. Dremel Trio tool only uses Dremel Trio 3/16" shaft accessories.



CUTTING

PILOTED CUTTING BIT – TR560

Fast, clean cuts in drywall.

MULTIPURPOSE CUTTING BIT

(STEEL) – TR561 Softwood, plywood composites, drywall, acoustic tile, plastic and aluminum.

WALL TILE CUTTING BIT – TR562 Wall tile, plaster, cement board and backer board.

HARDWOOD/SHEET METAL BIT

(CARBIDE) – TR563 Wood, plywood composites, laminate/engineered flooring and sheet metal.



SANDING

1/2" SANDING BANDS Shape wood and sand edges and curves.



*6 per pack

ROUTING

1/8"
3,2 mm
Corner
Rounding

1/2"
12,7 mm
Chamfer

1/4"
6,4 mm
Straight



TR615

TR618

TR654



VERSATIP™ MULTIPURPOSE TOOL – MODEL 1550

Multipurpose tool for wood burning, soldering, hot knife cutting of styrofoam and plastics, cutting and fusing rope.

CONTENTS

- VersaTip™ Tool
- 5 Tips (470, 471, 473, 474 & 499)
- Tool Stand
- Handy Tip Storage Tube



2
YEAR

Limited
Warranty

Max. Tip Temp: 1,050° F (565° C)

Volts: 110-120V, AC

Watts: 30

Tool Length: 7-3/8" (187,3 mm)

Tool Weight: 2.5 oz. (71 g)

Maximum tip temperature 1,050° F. Safely burn faster and darker.

5 Different design tips. Replaceable and interchangeable for maximum versatility.

Short shaft length. Excellent control of tip.

Ergonomic, stay cool design. Maximum user comfort and control.

Versatile tool stand. Convenient for storage and protects work surface.



ACCESSORIES*:



**Soldering Tip –
Model 470**



**General Purpose Tip –
Model 471**



**Script Tip –
Model 473**



**Fine Cutting Tip –
Model 474**



**Hot Knife Tip –
Model 499**

*Available only through Service Center.

ENGRAVER – MODEL 290-01

Identify and personalize your valuables. Use for decorative engraving.

- Engraves metal, glass, wood, plastic, and ceramics.
- Holding area allows for extended use.
- Soft grip adds extra comfort and control.

CONTENTS

- Engraver Tool
- Carbide Point (9924)
- Letter / Number Template

2
YEAR

Limited
Warranty



Motor: 115V, AC/115V, 60Hz,
.2 amps/0,2 A

Strokes: 7,200/SPM

Tool Weight: 12 oz. (340 g)



Light and compact design. Comfortable use for precision engraving performance.



Stroke adjustment dial. Regulates engraving depth from fine lines to deep grooves.



Replaceable carbide and diamond points. Engrave on soft or hard materials.

ACCESSORIES:



**Carbide Point –
Model 9924**
(normal applications)



**Diamond Point –
Model 9929**
(for continuous use)



element14

EN - For pricing and availability in your local country please visit one of the below links:

DE - Informationen zu Preisen und Verfügbarkeit in Ihrem Land erhalten Sie über die unten aufgeführten Links:

FR - Pour connaître les tarifs et la disponibilité dans votre pays, cliquez sur l'un des liens suivants:

[4000-2/30](#)

EN

This Datasheet is presented by
the manufacturer

DE

Dieses Datenblatt wird vom
Hersteller bereitgestellt

FR

Cette fiche technique est
présentée par le fabricant