



July, 2008

John L. Schultz Ltd. 2008 Catalogue

We are very pleased to offer you our latest John L. Schultz Ltd. product catalogue. Within you will find familiar items as well as many new products and product categories.

The growth of our AQUA-DYNAMIC brand has continued. We are happy to report that most of our products have now been converted. Please note the AQUA-DYNAMIC logo throughout the catalogue.

Our new 2008 issue also offers several new enhancements, including:

- *Full colour product photography*
- *A pre-punched, unbound page format for easy binder placement and ideal for the addition of future pages*
- *Four separate tabbed sections including: Valves, Faucets, Plumbing Specialties and Fittings & Nipples*
- *A numerical part number listing*

With a view to the future, we are also introducing our new seven digit product part numbers. Importantly, these numbers will only be rolled out within the next year. For now they are listed for informational purposes only.

When ordering, please continue to use our familiar six digit item numbers. They are listed under REF. NO. in this catalogue.

Established in 1954, John L. Schultz Ltd. remains a Canadian owned and operated import-distributor of plumbing products. We serve the hardware, home centre and plumbing wholesale industries across Canada. We ship to all 10 provinces from our distribution centre in Dorval, Quebec.

As always, our extensive network of sales and service representatives look forward to working with you.

Thank you, and we hope you enjoy our new catalogue.

John K. Schultz
President

Note: A PDF version of this catalogue is also available from our website at: www.johnlschultz.com.

JOHN L. SCHULTZ LTD.

1723 55th Ave., Dorval, Quebec H9P 2W3

1-800-363-6240

514 631-5502 - fax: 514 631-6298

www.johnlschultz.com

HEAD OFFICE PERSONNEL

JOHN K. SCHULTZ
President
johnk@johnlschultz.com

JOHN L. SCHULTZ
Chairman
johnl@johnlschultz.com

LOUISE LEROUX
Administrative Assistant
louise@johnlschultz.com

STEVE DUNLOP
Purchasing Manager
steve@johnlschultz.com

JENNIFER SCHULTZ
Customer Service Manager
jennifer@johnlschultz.com

DENIS PELLETIER
Warehouse Manager
denis@johnlschultz.com

MICHELE DUGAS
Customer Service Agent
michele@johnlschultz.com

NANCY SALVAGGIULO
Customer Service Agent
nancys@johnlschultz.com

PAMELA BRANDS
Customer Service Agent
pamela@johnlschultz.com

HEAD OFFICE SALES PERSONNEL

ANDRÉ BOURBONNAIS
Territory Manager - Quebec
andrebourbonnais@sympatico.ca

GREG SHARPE
Sales Representative - Ontario Retail
gsharpe@cogeco.ca

SALES AGENTS

NEWFOUNDLAND
J.D.S. SALES LTD.
10 CONROY PLACE
ST. JOHN'S, NEWFOUNDLAND A1B 2K3
TEL.: (709) 579-5771
FAX: (709) 579-1558
jdssales@nfld.com

MANITOBA & LAKEHEAD
JONES GOODRIDGE INC.
1522 ST. JAMES ST.
WINNIPEG, MANITOBA R3H 0L2
TEL.: (204) 632-6221
FAX: (204) 633-0941
jogo@cyberspc.mb.ca

ALBERTA
MALLARD AGENCIES LTD.
322 MCLEOD AVE., 2ND FLOOR
SPRUCE GROVE, AB T7X 3B4
TEL.: (780) 960-6683
FAX: (780) 960-3778
mallard@telusplanet.net

MARITIMES
BARRETT SALES LTD.
P.O. BOX 26
SAINT JOHN, N.B. E2L 3X1
TEL.: (506) 693-8360
FAX: (506) 642-6499
barrett1@nb.sympatico.ca

SASKATCHEWAN
JONES GOODRIDGE INC.
520A 43RD STREET EAST
SASKATOON, SASKATCHEWAN S7K 0V5
TEL.: (306) 933-4377
FAX: (306) 933-4233
jogo@sk.sympatico.ca

BRITISH COLUMBIA
SOURCE WEST SALES INC.
7978 ELWELL STREET
BURNABY, B.C. V5E 1M4
TEL.: (604) 519-1665
FAX: (604) 526-7338
gary@sourcewest.ca

ONTARIO - WHOLESALE
T&F SALES AND MARKETING CORP.
1011 HAULTAIN COURT
MISSISSAUGA, ONTARIO L4W 1W1
TEL.: (905) 624-2227
FAX: (905) 624-2014
info@tandfsales.com

VALVES



VALVES	PAGE
BACKFLOW PREVENTERS - BRASS	1-12
BALL VALVES - BRASS	1-1 to 1-3
FULL PORT, STANDARD PORT, COMPRESSION, PEX & THREE WAY	
BALL VALVES - CPVC	1-5
BALL VALVES - GAS	1-5
ONE PIECE, TWO PIECE & SUPER PORT	
BALL VALVES - PVC & TRUE UNION	1-4
BARREL & DRUM FAUCETS	1-13
BOILER DRAINS - BRASS	1-8
ANGLE, STRAIGHT, COMPRESSION, CPVC CONNECTION & LOCKNUT	
BOILER DRAINS - CELCON & CPVC	1-9
CHECK VALVES	1-12, 1-13
SWING CHECK BRASS, IN LINE BRONZE & IN LINE PVC	
FLOAT VALVES - BRONZE	1-13
FOOT VALVES - BRONZE	1-12
GATE VALVES - BRASS & BRONZE	1-6
HOSE BIBBS - BRASS & CELCON	1-9
KITCHEN - SINGLE SINK FAUCETS	1-9
OIL TANK VALVE - BRASS	1-13
RADIATOR VALVES - BRASS	1-13
SILLCOCKS - BRASS	1-11
STOP VALVES - BRASS	1-6, 1-7
WITH DRAIN, COMPRESSION & CPVC CONNECTION	
SUPPLY STOPS	1-14
ANGLE, STRAIGHT & QUARTER TURN	
TOILET TANK ANTI-SWEAT VALVES	1-13
VACUUM BREAKERS - BRASS	1-11
WALL HYDRANTS - NON-FREEZE	1-10, 1-11
HEAVY DUTY, ANTI-SIPHON & QUARTER TURN	
WASHING MACHINE VALVES - BRONZE	1-9

Valves

BALL VALVES - FORGED BRASS - FULL PORT - CHROME PLATED

- 150 PSI WSP steam, 600 PSI non-shock WOG
- Galvanized handle with vinyl grip
- Solder ends comply with ANSI B16.18
- -20° to 350°F temperature range
- Threaded ends comply with ANSI B1.20.1









PART NO.	REF. NO.	TYPE	SIZE	INNER	MASTER
1107-000	107-000	Threaded	1/8"	20	200
1107-001	107-001	Threaded	1/4"	20	200
1107-002	107-002	Threaded	3/8"	10	100
1107-003	107-003	Threaded	1/2"	10	100
1107-004	107-004	Threaded	3/4"	10	50
1107-005	107-005	Threaded	1"	10	50
1107-006	107-006	Threaded	1 1/4"	10	20
1107-007	107-007	Threaded	1 1/2"	4	20
1107-008	107-008	Threaded	2"	4	20
1107-503	107-503	Solder	1/2"	10	100
1107-504	107-504	Solder	3/4"	5	60
1107-505	107-505	Solder	1"	6	36
1107-506	107-506	Solder	1 1/4"	4	24
1107-507	107-507	Solder	1 1/2"	4	16
1107-508	107-508	Solder	2"	2	10

BALL VALVES - FORGED BRASS - FULL PORT

- 150 PSI WSP steam, 600 PSI non-shock WOG
- CSA gas approvals CR91-002, CR88
- Threaded ends comply with ANSI B1.20.1
- -20° to 350°F temperature range
- Galvanized handle with vinyl grip
- Solder ends comply with ANSI B16.18



PART NO.	REF. NO.	TYPE	SIZE	INNER	MASTER
1107-821	107-821	Threaded	1/4"	15	120
1107-822	107-822	Threaded	3/8"	15	120
1107-823	107-823	Threaded 	1/2"	15	120
1107-824	107-824	Threaded 	3/4"	10	60
1107-825	107-825	Threaded 	1"	8	48
1107-826	107-826	Threaded 	1 1/4"	4	24
1107-827	107-827	Threaded 	1 1/2"	2	24
1107-828	107-828	Threaded 	2"	2	12
1107-829	107-829	Threaded	2 1/2"	2	6
1107-830	107-830	Threaded	3"	2	4
1107-831	107-831	Threaded	4"	1	2
1107-843	107-843	Solder	1/2"	15	120
1107-844	107-844	Solder	3/4"	10	60
1107-944	107-844T	Solder - "T" handle	3/4"	10	60
1107-845	107-845	Solder	1"	8	48
1107-945	107-845T	Solder - "T" handle	1"	8	48
1107-846	107-846	Solder	1 1/4"	4	24
1107-847	107-847	Solder	1 1/2"	2	24
1107-848	107-848	Solder	2"	2	12
1107-849	107-849	Solder	2 1/2"	2	6
1107-850	107-850	Solder	3"	2	4
1107-851	107-851	Solder	4"	1	2

Valves

BALL VALVES - FORGED BRASS - STANDARD PORT

- 150 PSI WSP steam, 600 PSI non-shock WOG
- Meets NSF 61-8 low lead standards, CSA certified
- Threaded ends comply with ANSI B1.20.1
- -20° to 350°F temperature range
- Galvanized handle with vinyl grip
- Solder ends comply with ANSI B16.18



PART NO.	REF. NO.	TYPE	SIZE	INNER	MASTER
1107-903	107-903	Threaded	1/2"	10	100
1107-904	107-904	Threaded	3/4"	10	100
1107-905	107-905	Threaded	1"	10	50
1107-906	107-906	Threaded	1 1/4"	10	50
1107-907	107-907	Threaded	1 1/2"	4	20
1107-908	107-908	Threaded	2"	4	20
1107-803	107-803	Solder	1/2"	10	100
1107-804	107-804	Solder	3/4"	10	100
1107-805	107-805	Solder	1"	10	50
1107-806	107-806	Solder	1 1/4"	10	50
1107-807	107-807	Solder	1 1/2"	4	20
1107-808	107-808	Solder	2"	4	20

BALL VALVES - FORGED BRASS - FULL PORT - WITH DRAIN

- Meets NSF 61-8 low lead standards
- 500 PSI water, oil or air
- -20° to 350°F temperature range
- Drain cap allows draining of the non-pressure side of the valve when closed



PART NO.	REF. NO.	TYPE	SIZE	INNER	MASTER
1107-753	107-753	Threaded	1/2"	10	100
1107-754	107-754	Threaded	3/4"	10	60
1107-755	107-755	Threaded	1"	6	36
1107-553	107-553	Solder	1/2"	10	100
1107-554	107-554	Solder	3/4"	10	60
1107-555	107-555	Solder	1"	6	36

BALL VALVES - FORGED BRASS - FULL PORT - COMPRESSION

- Meets NSF 61-8 low lead standards
- 200 PSI water, oil or air
- -20° to 350°F temperature range
- Compression ends allow solderless connection to copper tubing



PART NO.	REF. NO.	TYPE	SIZE	INNER	MASTER
1107-023	107-023	Compression	1/2"	6	36
1107-024	107-024	Compression	3/4"	6	36
1107-025	107-025	Compression	1"	6	24
1107-033	107-033	Compression with drain	1/2"	6	36
1107-034	107-034	Compression with drain	3/4"	6	36
1107-035	107-035	Compression with drain	1"	6	24

BALL VALVES - FORGED BRASS - FULL PORT - PEX

- Meets NSF 61-8 low lead standards
- 400 PSI non shock WOG
- Galvanized handle with vinyl grip
- For use in "PEX" systems using copper crimp rings and barbed fittings



PART NO.	REF. NO.	TYPE	SIZE	INNER	MASTER
1107-343	107-343	PEX x PEX	1/2"	10	120
1107-344	107-344	PEX x PEX	3/4"	10	80
1107-345	107-345	PEX x PEX	1"	6	48
1491-624	1491624	PEX x PEX, with drain	3/4"	25	200

BALL VALVES - FORGED BRASS - FULL PORT - THREE WAY

- 200 PSI non shock WOG
- -20° to 350°F temperature range
- Galvanized handle with vinyl grip
- Threaded ends comply with ANSI B1.20.1



PART NO.	REF. NO.	TYPE	SIZE	INNER	MASTER
1107-773	107-773	Threaded	1/2"	15	60
1107-774	107-774	Threaded	3/4"	10	40
1107-775	107-775	Threaded	1"	6	24
1107-776	107-776	Threaded	1 1/4"	4	16
1107-777	107-777	Threaded	1 1/2"	3	8

Valves

PVC BALL VALVES - SCHEDULE 40

- Manufactured in an ISO 9002 facility
- NSF certified
- EPDM O-Rings
- Threaded ends comply with ANSI B1.20.1
- Rated at 150 PSI at 73°F
- White color, EPDM seats
- Fits both Schedule 40 & Schedule 80 PVC pipe
- Solvent ends comply with ASTM D2466



PART NO.	REF. NO.	TYPE	SIZE	INNER	MASTER
1107-133	107-133	Threaded	1/2"	10	100
1107-134	107-134	Threaded	3/4"	5	60
1107-135	107-135	Threaded	1"	5	40
1107-136	107-136	Threaded	1 1/4"	5	30
1107-137	107-137	Threaded	1 1/2"	4	24
1107-138	107-138	Threaded	2"	2	16
1107-633	107-633	Solvent	1/2"	10	100
1107-634	107-634	Solvent	3/4"	5	60
1107-635	107-635	Solvent	1"	5	40
1107-636	107-636	Solvent	1 1/4"	5	30
1107-637	107-637	Solvent	1 1/2"	4	24
1107-638	107-638	Solvent	2"	2	16
1107-639	107-639	Solvent	2 1/2"	1	12
1107-640	107-640	Solvent	3"	1	6
1107-641	107-641	Solvent	4"	1	4

PVC BALL VALVES - SCHEDULE 80

- Manufactured in an ISO 9002 facility
- NSF certified
- EPDM O-Rings
- Threaded ends comply with ANSI B1.20.1
- Rated at 150 PSI at 73°F
- Grey colour, Teflon® seats
- Fits both Schedule 40 & Schedule 80 PVC pipe
- Solvent ends comply with ASTM D2466



PART NO.	REF. NO.	TYPE	SIZE	INNER	MASTER
1107-103	107-103	Threaded	1/2"	10	100
1107-104	107-104	Threaded	3/4"	5	60
1107-105	107-105	Threaded	1"	5	40
1107-106	107-106	Threaded	1 1/4"	5	30
1107-107	107-107	Threaded	1 1/2"	4	24
1107-108	107-108	Threaded	2"	2	16
1107-603	107-603	Solvent	1/2"	10	100
1107-604	107-604	Solvent	3/4"	5	60
1107-605	107-605	Solvent	1"	5	40
1107-606	107-606	Solvent	1 1/4"	5	30
1107-607	107-607	Solvent	1 1/2"	4	24
1107-608	107-608	Solvent	2"	2	16

PVC BALL VALVES - TRUE UNION - SCHEDULE 40

- Rated at 150 PSI at 73°F
- Shipped with both threaded & solvent ends
- Fits Schedule 40 & Schedule 80 PVC pipe
- Solvent ends comply with ASTM D2466
- Grey colour, Teflon® seats
- EPDM stem O-rings
- Threaded ends comply with ANSI B1.20.1



PART NO.	REF. NO.	TYPE	SIZE	INNER	MASTER
1107-203	107-203	Threaded or Solvent	1/2"	1	72
1107-204	107-204	Threaded or Solvent	3/4"	1	60
1107-205	107-205	Threaded or Solvent	1"	1	45
1107-206	107-206	Threaded or Solvent	1 1/4"	1	24
1107-207	107-207	Threaded or Solvent	1 1/2"	1	16
1107-208	107-208	Threaded or Solvent	2"	1	12

Valves

CPVC BALL VALVES

- Rated for 100 PSI at 180°F
- For use with hot or cold water
- Solvent ends comply with ASTM D2846
- NSF certified
- Teflon® seats, EPDM O-rings



PART NO.	REF. NO.	TYPE	SIZE	INNER	MASTER
1107-123	107-123	Solvent	1/2"	10	100
1107-124	107-124	Solvent	3/4"	5	60

GAS BALL VALVES - FORGED BRASS - ONE PIECE BODY

- Manufactured in an ISO 9001 facility
- CSA 3-88 certified - 5 PSIG
- CSA Tamper proof
- UL - Water
- Threaded ends comply with ANSI B1.20.1
- CSA Certified
- Chrome plated forged brass ball



PART NO.	REF. NO.	TYPE	SIZE	INNER	MASTER
1110-522	110-522	Lever Handle	3/8"	10	100
1110-523	110-523	Lever Handle	1/2"	10	100
1110-524	110-524	Lever Handle	3/4"	10	100
1111-523	111-523	Tee Handle	1/2"	10	100
1111-524	111-524	Tee Handle	3/4"	10	100
1111-525	111-525	Tee Handle	1"	6	36
1113-522	113-522	Flat/Square Head	3/8"	10	100
1113-523	113-523	Flat/Square Head	1/2"	10	100
1113-524	113-524	Flat/Square Head	3/4"	10	100
1113-525	113-525	Flat/Square Head	1"	6	36

GAS BALL VALVES - FORGED BRASS - ONE PIECE - FLARE END

- Manufactured in an ISO 9002 facility
- One piece body, coated aluminum handle
- Threaded ends comply with ANSI B1.20.1
- CSA 3-88 certified - 2 PSIG
- Chrome plated forged brass ball



PART NO.	REF. NO.	TYPE	SIZE	INNER	MASTER
1114-522	114-522	Flare x Female	3/8" x 1/2"	10	100
1114-523	114-523	Flare x Female	1/2" x 1/2"	10	100
1114-544	114-544	Flare x Female	1/2" x 3/4"	10	100
1116-502	116-502	Flare x Flare	3/8"	10	100
1116-503	116-503	Flare x Flare	1/2"	10	100
1116-504	116-504	Flare x Flare	5/8"	10	100

GAS BALL VALVES - FORGED BRASS - TWO PIECE BODY

- CSA 3-88 certified - 5 PSIG
- Chrome plated forged brass ball
- Coated aluminum handle
- Threaded ends comply with ANSI B1.20.1



PART NO.	REF. NO.	TYPE	SIZE	INNER	MASTER
1119-123	110-923	Lever Handle	1/2"	10	100
1119-124	110-924	Lever Handle	3/4"	10	100

GAS BALL VALVES - FORGED BRASS - SUPER PORT • 600 PSI

- 150 PSI WSP steam
- FM - Fire protection
- Meets NSF 61-8 low lead standards
- CSA 3-88, B16.33, CGA 3.16
- Dacromet corrosion protection on handle
- Vibration-proof lock nut & blow-out proof stem
- 600 PSI non-shock WOG
- UL water, compressed gas, natural, manufactured gas, fuel oils
- Anti-freeze protection
- Threaded ends comply with ANSI B1.20.1
- Teflon® seals



PART NO.	REF. NO.	TYPE	SIZE	INNER	MASTER
1110-513	110-513	Threaded	1/2"	10	100
1110-514	110-514	Threaded	3/4"	10	60
1110-525	110-525	Threaded	1"	6	36

Valves

GATE VALVES - BRASS

- 125 PSI WSP steam
- Full Port, non-rising stem
- Threaded ends comply with ANSI B1.20.1
- Solder ends comply with ANSI B16.18
- 200 PSI non-shock WOG
- Meets NSF 61-8 low lead standards
- Teflon packing, cast iron handle



PART NO.	REF. NO.	TYPE	SIZE	INNER	MASTER
1100-001	100-001	Threaded	1/4"	10	100
1100-002	100-002	Threaded	3/8"	10	100
1100-003	100-003	Threaded	1/2"	10	100
1100-004	100-004	Threaded	3/4"	5	60
1100-005	100-005	Threaded	1"	5	40
1100-006	100-006	Threaded	1 1/4"	5	30
1100-007	100-007	Threaded	1 1/2"	4	24
1100-008	100-008	Threaded	2"	2	16
1100-009	100-009	Threaded	2 1/2"	2	8
1100-010	100-010	Threaded	3"	1	6
1100-011	100-011	Threaded	4"	1	3
1100-502	100-502	Solder	3/8"	10	100
1100-503	100-503	Solder	1/2"	10	100
1100-504	100-504	Solder	3/4"	5	60
1100-505	100-505	Solder	1"	5	40
1100-506	100-506	Solder	1 1/4"	5	30
1100-507	100-507	Solder	1 1/2"	4	24
1100-508	100-508	Solder	2"	2	16

GATE VALVES - COMPRESSION - BRONZE

- 200 PSI non-shock WOG
- Non rising stem, cast iron handle.
- Meets NSF 61-8 low lead standards
- Compression ends for solderless connection to copper tubing



PART NO.	REF. NO.	TYPE	SIZE	INNER	MASTER
1100-803	100-803	Compression	1/2"	6	48
1100-804	100-804	Compression	3/4"	4	32

STOP, STOP & DRAIN VALVES - BRASS

- For use with water, oil or air
- Cast iron handle
- Threaded ends comply with ANSI B1.20.1
- Solder ends comply with ANSI B16.18
- Meets NSF 61-8 low lead standards, CSA certified
- Stop & Waste valves allow the draining of the non pressure side of valve when closed



PART NO.	REF. NO.	TYPE	SIZE	INNER	MASTER
1105-003	105-003	Threaded Stop	1/2"	12	72
1105-004	105-004	Threaded Stop	3/4"	12	72
1105-103	105-103	Threaded Stop & Waste	1/2"	12	72
1105-104	105-104	Threaded Stop & Waste	3/4"	12	72
1105-503	105-503	Solder Stop	1/2"	12	72
1105-504	105-504	Solder Stop	3/4"	12	72
1105-603	105-603	Solder Stop & Waste	1/2"	12	72
1105-604	105-604	Solder Stop & Waste	3/4"	12	72
1105-203	105-203	Threaded Angle Stop	1/2"	12	72
1105-703	105-703	Solder Angle Stop	1/2"	12	72
1105-704	105-704	Solder Angle Stop	3/4"	12	72



Valves

STOP, STOP & DRAIN VALVES - BRASS - COMPRESSION

- For use with water, oil or air
- Stop & Waste valves allow the draining of the non pressure side of valve when closed
- Meets NSF 61-8 low lead standards, CSA certified
- Cast iron handle
- Compression ends for solderless connection to copper tubing



PART NO.	REF. NO.	TYPE	SIZE	INNER	MASTER
1105-513	105-513	Stop	1/2"	12	72
1105-514	105-514	Stop	3/4"	6	36
1105-613	105-613	Stop & Waste	1/2"	12	72
1105-614	105-614	Stop & Waste	3/4"	6	36

STOP, STOP & DRAIN VALVES - BRASS - CPVC CONNECTION

- Rated for 100 PSI at 180°F
- Cast iron handle
- For use with hot or cold water
- Stop & Waste valves allow the draining of the non pressure side of valve when closed



PART NO.	REF. NO.	TYPE	SIZE	INNER	MASTER
1105-523	105-523	Stop	1/2"	12	72
1105-524	105-524	Stop	3/4"	6	36
1105-623	105-623	Stop & Waste	1/2"	12	72
1105-624	105-624	Stop & Waste	3/4"	6	36

SEDIMENT, STOP, STOP & WASTE VALVES - BRASS

- Solid brass construction
- Meets NSF 61-9 low lead standards, CSA certified
- Replaceable O-ring type stems
- Plastic triangular handles



PART NO.	REF. NO.	TYPE	SIZE	INNER	MASTER
1382-043	382-043	Sediment faucet	1/2"	12	72
1382-044	382-044	Sediment faucet	3/4"	12	72
1385-503	385-503	Solder stop	1/2"	12	72
1385-504	385-504	Solder stop	3/4"	12	72
1385-603	385-603	Solder stop with drain	1/2"	12	72
1385-604	385-604	Solder stop with drain	3/4"	12	72

Valves

BOILER DRAINS - BRASS - ANGLE BODY

- 3/4" hose thread outlet
- Meets NSF 61-9 low lead standards, CSA certified
- Pipe threads comply with ANSI B1.20.1
- Hose threads comply with ANSI B2.4



PART NO.	REF. NO.	TYPE	SIZE	INNER	MASTER
1102-043	102-043	Male †	1/2"	12	72
1102-044	102-044	Male	3/4"	12	72
1102-353	102-353HC	Male † - Quarter turn	1/2"		25
1102-354	102-354HC	Male - Quarter turn	3/4"		25

† 1/2" Male boiler drains have combination 1/2" threaded and 1/2" copper sweat inlet connections.

BOILER DRAINS - BRASS - STRAIGHT BODY

- Heavy construction, cast iron handle
- 3/4" hose thread outlet
- Meets NSF 61-9 low lead standards, CSA certified
- Pipe threads comply with ANSI B1.20.1
- Hose threads comply with ANSI B2.4



PART NO.	REF. NO.	TYPE	SIZE	INNER	MASTER
1102-003	102-003	Male †	1/2"	12	72
1102-004	102-004	Male	3/4"	12	72
1102-053	102-053HC	Male † - Quarter turn	1/2"		25
1102-054	102-054HC	Male - Quarter turn	3/4"		25

† 1/2" Male boiler drains have combination 1/2" threaded and 1/2" copper sweat inlet connections.

BOILER DRAINS - BRASS - COMPRESSION CONNECTION

- Stuffing box
- 3/4" hose thread outlet
- Meets NSF 61-9 low lead standards, CSA certified
- Cast iron handle
- Hose threads comply with ANSI B2.4



PART NO.	REF. NO.	TYPE	SIZE	INNER	MASTER
1102-033	102-033	Compression Inlet	1/2" (5/8" O.D.)	12	72

BOILER DRAINS - BRASS - CPVC CONNECTION

- For use with hot or cold water lines
- For use with CPVC tubing size pipe up to 100 PSI at 180°F
- 3/4" hose thread outlet, cast iron handle



PART NO.	REF. NO.	TYPE	SIZE	INNER	MASTER
1102-023	102-023	CPVC connection	1/2"	12	72

BOILER DRAINS - BRASS - WITH LOCKNUT

- Heavy brass construction
- 3/4" hose thread outlet, cast iron handle
- Meets NSF 61-9 low lead standards, CSA certified
- 3/4" hose thread outlet
- Hose threads comply with ANSI B2.4
- Extra long straight pipe thread inlet, larger than normal hex with added clearance at hose threads for mounting in a washing machine box



PART NO.	REF. NO.	TYPE	SIZE	INNER	MASTER
1102-903	102-903	Male w/Locknut †	1/2"	12	72

† 1/2" Male boiler drains have combination 1/2" threaded and 1/2" copper sweat inlet connections.

Valves

DUAL WASHING MACHINE VALVES - BRONZE



- 3/4" hose thread outlets
- Hose threads comply with ANSI B2.4
- Pipe threads comply with ANSI B1.20.1
- Solder ends comply with ANSI B16.18

PART NO.	REF. NO.	TYPE	SIZE	INNER	MASTER
1102-207	102-207	Threaded †	1/2"	1	24
1102-208	102-208	Solder	1/2"	1	24

† 1/2" Male inlet threads have combination 1/2" threaded and 1/2" copper sweat inlet connections.

BOILER DRAINS - CELCON



- Rated for 150 PSI at -20° to 180°F
- 3/4" hose thread outlet
- Not for use with compressed air
- Hose threads comply with ANSI B2.4
- For use with hot or cold water
- Excellent chemical resistance
- Pipe threads comply with ANSI B1.20.1

PART NO.	REF. NO.	TYPE	SIZE	INNER	MASTER
1102-503	102-503	Male	1/2"	12	72
1102-603	102-603	Female	1/2"	12	72

BOILER DRAINS - CPVC



- Rated for 100 PSI at 180°F
- 3/4" hose thread outlet
- Hose threads comply with ANSI B2.4
- For use with hot or cold water
- Not for use with compressed air
- Solvent ends comply with ASTM D2846

PART NO.	REF. NO.	TYPE	SIZE	INNER	MASTER
1102-223	102-223	Solvent	1/2"	12	72
1102-224	102-224	Solvent	3/4"	12	72

HOSE BIBBS - BRASS



- 3/4" hose thread outlet
- Meets NSF 61-9 low lead standards, CSA certified
- Hose threads comply with ANSI B2.4
- Pipe threads comply with ANSI B1.20.1

PART NO.	REF. NO.	TYPE	SIZE	INNER	MASTER
1103-003	103-003	Male †	1/2"	12	72
1103-004	103-004	Male	3/4"	12	72
1103-053	103-053HC	Male † - Quarter turn	1/2"		25
1103-054	103-054HC	Male - Quarter turn	3/4"		25

† 1/2" Male boiler drains have combination 1/2" threaded and 1/2" copper sweat inlet connections.

SINGLE KITCHEN SINK FAUCETS



- Chrome plated
- Tee handle, replaceable washer

PART NO.	REF. NO.	TYPE	SIZE	INNER	MASTER
1103-190	103-190	Male - Plain Outlet	1/2"	6	72
1103-191	103-191	Male - Hose Thread Outlet	1/2"	6	72
1103-194	103-194	Male - Plain Outlet †	1/2"	6	72

† Adjustable flange.

1/2" valve has combination 1/2" threaded & 1/2" copper sweat inlet connections.

HOSE BIBBS - CELCON



- 3/4" hose thread outlet
- 150 PSI at -20° to 180°F
- Threads comply with ANSI B1.20.1
- For use with hot or cold water
- Not for use with compressed air
- Hose threads comply with ANSI B2.4

PART NO.	REF. NO.	SIZE	INNER	MASTER
1103-203	103-203	1/2"	12	72

Valves

NON-FREEZE WALL HYDRANTS

- Chrome plated body and tube
- Notched flange for stable installation
- Built in lockshield, 3/4" hose thread outlet
- Meets NSF 61-9 low lead standards, CSA certified
- Lead free silver soldered construction
- Pipe threads comply with ANSI B1.20.1
- Hose threads comply with ANSI B2.4
- Solder connections comply with ANSI B16.18



PART NO.	REF. NO.	TYPE	SIZE	INNER	MASTER
1390-040	390-040	1/2" Male x 1/2" Solder	4"	2	20
1390-060	390-060	1/2" Male x 1/2" Solder	6"	2	20
1390-080	390-080	1/2" Male x 1/2" Solder	8"	2	20
1390-100	390-100	1/2" Male x 1/2" Solder	10"	2	20
1390-120	390-120	1/2" Male x 1/2" Solder	12"	2	20
1390-140	390-140	1/2" Male x 1/2" Solder	14"	2	20

NON-FREEZE WALL HYDRANTS - HEAVY DUTY

- Rough brass body & tube, built in lockshield
- Notched flange for stable installation
- Solid brass stem, 3/4" hose thread outlet
- Meets NSF 61-9 low lead standards, CSA certified
- Lead free silver soldered construction
- Pipe threads comply with ANSI B1.20.1
- Hose threads comply with ANSI B2.4
- Solder connections comply with ANSI B16.18



PART NO.	REF. NO.	TYPE	SIZE	INNER	MASTER
1395-080	395-080	1/2" Male x 1/2" Solder	8"	2	50
1395-100	395-100	1/2" Male x 1/2" Solder	10"	2	50
1395-120	395-120	1/2" Male x 1/2" Solder	12"	2	50
1395-140	395-140	1/2" Male x 1/2" Solder	14"	2	50
1396-100	396-100	3/4" Male x 1/2" Female	10"	2	50
1396-120	396-120	3/4" Male x 1/2" Female	12"	2	50
1396-140	396-140	3/4" Male x 1/2" Female	14"	2	50

NON-FREEZE WALL HYDRANTS - ANTI-SIPHON

- Chrome plated body & tube, built in lockshield
- Notched flange for stable installation
- Pipe threads comply with ANSI B1.20.1
- Built in backflow preventer, automatic draining
- Meets NSF 61-9 low lead standards, CSA certified
- Lead free silver soldered construction
- 3/4" hose thread outlet
- Hose threads comply with ANSI B2.4
- Solder connections comply with ANSI B16.18



PART NO.	REF. NO.	TYPE	SIZE	INNER	MASTER
1392-040	392-040	1/2" Male x 1/2" Solder	4"	2	20
1392-060	392-060	1/2" Male x 1/2" Solder	6"	2	20
1392-080	392-080	1/2" Male x 1/2" Solder	8"	2	20
1392-100	392-100	1/2" Male x 1/2" Solder	10"	2	20
1392-120	392-120	1/2" Male x 1/2" Solder	12"	2	20
1392-140	392-140	1/2" Male x 1/2" Solder	14"	2	20
1393-080	393-080	1/2" PEX	8"	2	20
1393-100	393-100	1/2" PEX	10"	2	20
1393-120	393-120	1/2" PEX	12"	2	20
1393-140	393-140	1/2" PEX	14"	2	20


Valves

NON-FREEZE WALL HYDRANTS - QUARTER TURN - ANTI-SIPHON



- Quarter turn operation makes positive shutoff easy
- Chrome plated body & tube, built in lockshield
- Notched flange for stable installation
- Pipe threads comply with ANSI B1.20.1
- Built in backflow preventer, automatic draining
- Meets NSF 61-9 low lead standards, CSA certified
- Softouch rubberized handle
- Lead free silver soldered construction
- 3/4" hose thread outlet
- Hose threads comply with ANSI B2.4
- Solder connections comply with ANSI B16.18

PART NO.	REF. NO.	TYPE	SIZE	INNER	MASTER
1104-551	104-551HC	1/2" Male x 1/2" Solder	4"	1	20
1104-553	104-553HC	1/2" Male x 1/2" Solder	6"	1	20
1104-555	104-555HC	1/2" Male x 1/2" Solder	8"	1	20
1104-557	104-557HC	1/2" Male x 1/2" Solder	10"	1	20
1104-559	104-559HC	1/2" Male x 1/2" Solder	12"	1	20
1104-561	104-561HC	1/2" Male x 1/2" Solder	14"	1	20
1104-711	104-711HC	1/2" PEX	4"	1	20
1104-713	104-713HC	1/2" PEX	6"	1	20
1104-715	104-715HC	1/2" PEX	8"	1	20
1104-717	104-717HC	1/2" PEX	10"	1	20
1104-719	104-719HC	1/2" PEX	12"	1	20
1104-721	104-721HC	1/2" PEX	14"	1	20



SILLCOCKS - BRASS

- Notched flange for stable installation
- 3/4" hose thread outlet
- Meets NSF 61-9 low lead standards, CSA certified
- Pipe threads comply with ANSI B1.20.1
- Hose threads comply with ANSI B2.4

PART NO.	REF. NO.	TYPE	SIZE	INNER	MASTER
1108-003	108-003	Female	1/2"	12	72
1108-004	108-004	Female	3/4"	12	72
1108-503	108-503	Solder	1/2" & 3/4"	12	72
1108-053	108-053HC	Female - Quarter turn	1/2"		25
1108-054	108-054HC	Female - Quarter turn	3/4"		25
1108-553	108-553HC	Solder - Quarter turn	1/2" & 3/4"		25



VACUUM BREAKERS - BRASS

- Fits any 3/4" hose thread outlet
- Break off attachment screw for permanent installation
- Hose threads comply with ANSI B2.4

PART NO.	REF. NO.	TYPE	SIZE	INNER	MASTER
1108-904	108-904	Standard	3/4"	6	72
1108-922	108-922	Automatic Draining - cUPC	3/4"	1	100

Valves

SWING CHECK VALVES - BRASS

- 150 PSI non-shock WOG
- Solder ends comply with ANSI B16.18
- Threaded ends comply with ANSI B1.20.1



PART NO.	REF. NO.	TYPE	SIZE	INNER	MASTER
1101-002	101-002	Threaded	3/8"	10	100
1101-003	101-003	Threaded	1/2"	10	100
1101-004	101-004	Threaded	3/4"	5	60
1101-005	101-005	Threaded	1"	5	40
1101-006	101-006	Threaded	1 1/4"	5	30
1101-007	101-007	Threaded	1 1/2"	4	24
1101-008	101-008	Threaded	2"	2	16
1101-009	101-009	Threaded	2 1/2"	2	8
1101-010	101-010	Threaded	3"	1	6
1101-011	101-011	Threaded	4"	1	3
1101-503	101-503	Solder	1/2"	10	100
1101-504	101-504	Solder	3/4"	5	60
1101-505	101-505	Solder	1"	5	40
1101-506	101-506	Solder	1 1/4"	5	30
1101-507	101-507	Solder	1 1/2"	4	24
1101-508	101-508	Solder	2"	2	16

IN LINE CHECK VALVES - BRONZE

- Rated at 200 PSI
- Can be used horizontally or vertically
- Spring loaded bronze poppet
- Threads comply with ANSI B1.20.1



PART NO.	REF. NO.	TYPE	SIZE	INNER	MASTER
1101-303	101-303	Threaded	1/2"	1	72
1101-304	101-304	Threaded	3/4"	1	48
1101-305	101-305	Threaded	1"	1	36
1101-306	101-306	Threaded	1 1/4"	1	24
1101-307	101-307	Threaded	1 1/2"	1	24
1101-308	101-308	Threaded	2"	1	12

FOOT VALVES - BRONZE

- Stainless steel strainer
- Large flow area
- Spring loaded bronze poppet
- Threaded ends comply with ANSI B1.20.1



PART NO.	REF. NO.	SIZE	INNER	MASTER
1520-003	520-003	1/2"	1	36
1520-004	520-004	3/4"	1	36
1520-005	520-005	1"	1	36
1520-006	520-006	1 1/4"	1	24
1520-007	520-007	1 1/2"	1	24
1520-008	520-008	2"	1	12

DUAL CHECK BACKFLOW PREVENTERS - BRASS

- Manufactured in an ISO 9002 facility
- Continuous pressure use, stainless steel springs
- Thread ends comply with ANSI B1.20.1
- CSA certified
- Pressure range 25 to 175 PSI
- Prevents the backflow of water
- Solder ends comply with ANSI B16.18



PART NO.	REF. NO.	TYPE	SIZE	INNER	MASTER
1101-404	101-404	Standard	3/4"	1	25
1101-405	101-405	Standard	1"	1	25
1101-413	101-413	With Vent - Threaded	1/2"	1	25
1101-414	101-414	With Vent - Threaded	3/4"	1	25
1101-413	101-413 S	With Vent - Solder	1/2"	1	25

Valves

IN LINE CHECK VALVES - PVC

- Rated at 200 PSI at 72°F, white colour
- Stainless steel spring loaded poppet
- Threaded ends comply with ANSI B1.20.1
- Fits schedule 40 & 80 pipe
- O-ring seal, not for use with compressed air
- Solvent ends comply with ASTM B2466



PART NO.	REF. NO.	TYPE	SIZE	INNER	MASTER
1101-103	101-103	Threaded	1/2"	20	120
1101-104	101-104	Threaded	3/4"	20	120
1101-105	101-105	Threaded	1"	20	80
1101-106	101-106	Threaded	1 1/4"	15	60
1101-107	101-107	Threaded	1 1/2"	15	60
1101-108	101-108	Threaded	2"	10	40
1101-603	101-603	Solvent	1/2"	20	120
1101-604	101-604	Solvent	3/4"	20	120
1101-605	101-605	Solvent	1"	20	80
1101-606	101-606	Solvent	1 1/4"	15	60
1101-607	101-607	Solvent	1 1/2"	15	60
1101-608	101-608	Solvent	2"	10	40

OIL TANK VALVE - BRASS

- Ball valve design
- Easy quarter turn operation



PART NO.	REF. NO.	TYPE	INNER	MASTER
1109-240	109-240	3/8" MIP x 1/2" MIP - Straight	12	144
1109-243	109-243	3/8" MIP x 1/2" MIP - Angle	10	40

BARREL & DRUM FAUCETS

- Pipe threads comply with ANSI B1.20.1
- 3/4" MIP inlet



PART NO.	REF. NO.	TYPE	SIZE	INNER	MASTER
1109-204	109-204	Plain Outlet - Zamac	3/4"	6	72
1109-214	109-214	Plain Outlet - Bronze	3/4"	6	36
1109-224	109-224	Hose Thread Outlet - Bronze	3/4"	6	36

RADIATOR VALVES - BRASS

- For low pressure steam or circulated hot water
- Adjustable packing
- Rising stem



PART NO.	REF. NO.	SIZE	INNER	MASTER
1109-303	109-303	1/2"	6	60
1109-304	109-304	3/4"	6	48
1109-305	109-305	1"	6	36
1109-306	109-306	1 1/4"	6	24

TOILET TANK ANTI-SWEAT VALVES

- Hot water adjusting screw allows hot water to be shut off or regulated
- Three way installation: Threaded 1/2" IPS, Solder 1/2", Compression 1/2"
- Brass construction



PART NO.	REF. NO.	SIZE	MASTER
1109-503	109-503RP	1/2"	40

FLOAT VALVES - BRONZE

- Dual inlet thread for connecting pipe & locknut
- High tensile serrated arms
- Machined flange for support against tank wall
- Replaceable seals, locknut & washer included



PART NO.	REF. NO.	TYPE	SIZE	INNER	MASTER
1109-813	109-813	Male Inlet - Pipe Thread Outlet	1/2"	12	72
1109-814	109-814	Male Inlet - Pipe Thread Outlet	3/4"	6	36



1490-102 1490-302 1490-502



1490-602 1491-102



1491-302 1491-602



1491-502 1491-612



1491-622 1491-902



1212-217 1212-219



1212-319 1212-212



1212-214 1212-314



SUPPLY STOPS - QUARTER TURN

- Ball valve design
- Chrome plated, solid brass body
- Easy quarter turn operation
- CSA certified

PART NO.	REF. NO.	INLET	OUTLET	INNER	MASTER
ANGLE					
1490-102	490-102HC	1/2" Compression	3/8" O.D. Comp.	25	200
1490-202	490-202HC	3/8" FIP	3/8" O.D. Comp.	25	200
1490-302	490-302HC	1/2" FIP	3/8" O.D. Comp.	25	200
1490-502	490-502HC	1/2" Solder	3/8" O.D. Comp.	25	200
1490-602	490-602HC	1/2" PEX	3/8" O.D. Comp.	25	200

STRAIGHT					
1491-102	491-102HC	1/2" Compression	3/8" O.D. Comp.	25	200
1491-202	491-202HC	3/8" FIP	3/8" O.D. Comp.	25	200
1491-302	491-302HC	1/2" FIP	3/8" O.D. Comp.	25	200
1491-502	491-502HC	1/2" Solder	3/8" O.D. Comp.	25	200
1491-602	491-602HC	1/2" PEX	3/8" O.D. Comp.	25	200
1491-612	491-612HC	1/2" PEX	1/2" PEX	25	200
1491-622	491-622HC	1/2" PEX with drain	1/2" PEX	25	200
1491-902	491-902HC	3/8" Female Compression	3/8" O.D. Comp.	25	200

SUPPLY STOPS

- Chrome plated solid brass body
- Brass stem and metal handles on solder inlet valves, Celcon® stem and plastic handle on threaded or compression inlet valves
- Meets NSF 61-9 low lead standards
- CSA certified

PART NO.	REF. NO.	INLET	OUTLET	INNER	MASTER
ANGLE					
1212-215	212-215	3/8" FIP	3/8" O.D. Comp.	25	200
1212-217	212-217	1/2" FIP	3/8" O.D. Comp.	25	200
1212-219	212-219	1/2" Solder	3/8" O.D. Comp.	25	200
1212-319	212-319	1/2" Compression	3/8" O.D. Comp.	25	200
1212-339	212-339	1/2" Compression	1/2" O.D. Comp.	25	200

STRAIGHT					
1212-210	212-210	3/8" FIP	3/8" O.D. Comp.	25	200
1212-212	212-212	1/2" FIP	3/8" O.D. Comp.	25	200
1212-214	212-214	1/2" Solder	3/8" O.D. Comp.	25	200
1212-314	212-314	1/2" Compression	3/8" O.D. Comp.	25	200
1212-334	212-334	1/2" Compression	1/2" O.D. Comp.	25	200

FAUCETS



FAUCETS	PAGE
BAR FAUCETS	2-11
BATH FAUCETS	2-13
COMPRESSION FAUCETS	2-11
DRINKING WATER FAUCETS & BUBBLERS	2-13
ICE MAKER BOXES	2-12
 KITCHEN FAUCETS	
SINGLE HANDLE	2-8, 2-9
TWO HANDLE	2-10
LAUNDRY TRAY FAUCETS	2-14
 LAVATORY FAUCETS	
SINGLE HANDLE	2-1
TWO HANDLE	2-2, 2-3
WIDESPREAD	2-4
 ROMAN TUB FAUCETS	2-7
SHOWER KITS	2-14
SHOWER STALL FAUCETS	2-14
SHOWER VALVES - SELF CLOSING	2-14
SINGLE BASIN FAUCETS	2-12
TUB & SHOWER FAUCETS	2-6
TUB & SHOWER FAUCETS - PRESSURE BALANCING	2-5
TUB & SHOWER FAUCETS - TRIM KITS	2-5
UTILITY SHOWERS	2-14
WALLMOUNT FAUCETS	2-13
WASHING MACHINE BOXES	2-12
WASHING MACHINE FAUCETS	2-12

SINGLE HANDLE LAVATORY FAUCETS



- Metal handle
- Ceramic cartridge
- 4" centre distance
- Braided stainless steel connection lines
- With brass pop-up
- CSA certified

PART NO.	REF. NO.	FINISH	MASTER
2121-829	121-829	Chrome	6
2121-830	121-830	PVD brushed nickel	6



- Braided stainless steel connection lines
- 4" centre distance
- Stainless steel ball washerless design
- CSA certified

PART NO.	REF. NO.	FINISH	MASTER
2122-326	122-326	Chrome, acrylic handle, less pop-up	6
2122-328	122-328	Polished brass, acrylic handle, with pop-up	6
2122-330	122-330	Chrome, metal handle, less pop-up	6
2122-331	122-331	Chrome, metal handle, with pop-up	6
2122-332	122-332	Polished brass, metal handle, with pop-up	6
2122-339	122-339L	PVD brushed nickel, metal handle, with pop-up	6



- Acrylic Handle
- 4" centre distance
- Stainless steel ball washerless design
- CSA certified

PART NO.	REF. NO.	FINISH	MASTER
2121-104	121-104	Chrome	6

Faucets

TWO HANDLE LAVATORY FAUCETS



- Decorative metal lever handles
- Brass waterways
- 4" centre distance
- Quarter turn ceramic cartridge
- Complete with brass pop-up
- CSA certified

PART NO.	REF. NO.	FINISH	MASTER
2121-823	121-823	Chrome	6
2121-824	121-824	PVD brushed nickel	6
2121-833	121-833	Brushed bronze	6



- Porcelain lever handles
- Brass waterways
- 4" centre distance
- Quarter turn ceramic cartridge
- Complete with brass pop-up
- CSA certified

PART NO.	REF. NO.	FINISH	MASTER
2121-820	121-820	Chrome	6
2121-821	121-821	PVD brushed nickel	6
2121-822	121-822	Chrome with PVD polished brass accents	6



- Interchangeable lever handles
- Brass waterways
- 4" centre distance
- Quarter turn washerless cartridge
- Complete with brass pop-up
- CSA certified

PART NO.	REF. NO.	FINISH	MASTER
2121-724	121-724	Chrome	6
2121-825	121-825	PVD brushed nickel	6



- Decorative metal lever handles
- Brass waterways
- 4" centre distance
- Quarter turn ceramic cartridge
- Complete with brass pop-up
- CSA certified

PART NO.	REF. NO.	FINISH	MASTER
2121-826	121-826	Chrome	6
2121-827	121-827	PVD brushed nickel	6
2121-828	121-828	Chrome with PVD polished brass accents	6



- Swirl metal lever handles
- Brass waterways
- 4" centre distance
- Quarter turn ceramic cartridge
- Complete with brass pop-up
- CSA certified

PART NO.	REF. NO.	FINISH	MASTER
2122-750	122-750	Chrome	6
2122-751	122-751	PVD polished brass	6
2122-752	122-752	PVD brushed Nickel	6
2122-753	122-753	PVD brushed Nickel with PVD polished brass accents	6
2122-754	122-754	Chrome with PVD polished brass accents	6

Faucets

TWO HANDLE LAVATORY FAUCETS



- Scroll metal lever handles
- Brass waterways
- 4" centre distance
- Quarter turn ceramic cartridge
- Complete with brass pop-up
- CSA certified

PART NO.	REF. NO.	FINISH	MASTER
2122-755	122-755	Chrome	6
2122-756	122-756	PVD polished brass	6
2122-757	122-757	PVD brushed nickel	6
2122-758	122-758	PVD brushed nickel with PVD polished brass accents	6
2122-759	122-759	Chrome with PVD polished brass accents	6



- Acrylic handles
- Brass waterways
- CSA certified
- Quarter turn washerless cartridge
- 4" centre distance

PART NO.	REF. NO.	FINISH	MASTER
2122-300	122-300	Chrome	6



- Rounded metal handles
- Brass waterways
- CSA certified
- Quarter turn washerless cartridge
- 4" centre distance

PART NO.	REF. NO.	FINISH	MASTER
2122-304	122-304	Chrome	6



- Interchangeable handles
- Brass waterways
- CSA certified
- Quarter turn washerless cartridge
- 4" centre distance

PART NO.	REF. NO.	FINISH	MASTER
2122-307	122-307	Chrome	6



- Cross handles
- Brass waterways
- Complete with brass pop-up
- Quarter turn washerless cartridge
- 4" centre distance
- CSA certified

PART NO.	REF. NO.	FINISH	MASTER
2122-310	122-310	Chrome with porcelain cross handles	6
2122-343	122-343	Chrome with metal cross handles	6



- ADA metal blade handles
- Brass waterways
- CSA certified
- Quarter turn washerless cartridge
- 4" centre distance

PART NO.	REF. NO.	FINISH	MASTER
2122-311	122-311	Chrome	6



- Acrylic handles
- Brass waterways
- CSA certified
- Quarter turn washerless cartridge
- 4" centre distance

PART NO.	REF. NO.	FINISH	MASTER
2121-604	121-604	Chrome	6



Faucets

WIDESPREAD LAVATORY FAUCETS



- Decorative metal lever handles
- Brass waterways
- 6" to 8" centre distance
- Quarter turn ceramic cartridge
- Complete with brass pop-up
- CSA certified

PART NO.	REF. NO.	FINISH	MASTER
2122-313	122-313	Chrome	6
2122-314	122-314	PVD brushed nickel	6
2122-323	122-323	Brushed bronze	6



- Decorative metal lever handles
- Brass waterways
- 6" to 8" centre distance
- Quarter turn ceramic cartridge
- Complete with brass pop-up
- CSA certified

PART NO.	REF. NO.	FINISH	MASTER
2122-320	122-320	Chrome	6
2122-920	122-320WB	Chrome with PVD polished brass accents	6
2122-315	122-315	PVD brushed nickel	6
2122-915	122-315WB	PVD brushed nickel with PVD polished brass accents	6
2122-317	122-317	PVD polished brass	6



- Decorative metal lever handles
- Brass waterways
- 6" to 8" centre distance
- Quarter turn ceramic cartridge
- Complete with brass pop-up
- CSA certified

PART NO.	REF. NO.	FINISH	MASTER
2122-325	122-325	Chrome	6
2122-336	122-336	PVD brushed nickel	6



- Acrylic handles
- Brass waterways
- 6" to 8" centre distance
- Quarter turn ceramic cartridge
- Complete with brass pop-up
- CSA certified

PART NO.	REF. NO.	FINISH	MASTER
2122-321	122-321	Chrome	6

Faucets

PRESSURE BALANCING TUB & SHOWER FAUCETS

- Metal handle
- Protection against scalding
- CSA certified
- Pressure balancing valve with integral stops
- Maintains water temperature +/- 3°F

PART NO.	REF. NO.	FINISH	MASTER
2122-275	122-275	Chrome, tub & shower	6
2122-276	122-276	Chrome, shower only	6
2122-277	122-277	PVD brushed nickel, tub & shower	6
2122-278	122-278	PVD brushed nickel, shower only	6
2122-281	122-281	Brushed bronze, tub & shower, antique look shower head	6



- Metal handle
- Protection against scalding
- CSA certified
- Pressure balancing valve with integral stops
- Maintains water temperature +/- 3°F

PART NO.	REF. NO.	FINISH	MASTER
2122-211	122-211	Chrome, tub & shower	6
2122-214	122-214	PVD brushed nickel	6



- Metal handle
- Protection against scalding
- CSA certified
- Pressure balancing valve with integral stops
- Maintains water temperature +/- 3°F


PART NO.	REF. NO.	FINISH	MASTER
2122-217	122-217	Chrome, tub & shower	6
2122-233	122-233	PVD brushed nickel	6



PRESSURE BALANCING VALVES

- Pressure balancing valve only
- Maintains water temperature +/- 3°F
- Protection against scalding
- CSA certified

PART NO.	REF. NO.	FINISH	MASTER
2122-242	122-242	Chrome, threaded	6
2122-243	122-243	Chrome, threaded, with stops	6
2122-244	122-244	Chrome, solder	6
2122-245	122-245	Chrome, solder, with stops	6
2122-258	122-258	PVD brushed nickel, threaded	6
2122-259	122-259	PVD polished brass, threaded	6



TRIM KITS - VALVE NOT INCLUDED

PART NO.	REF. NO.	FINISH	MASTER
2122-253	122-253	Chrome, tub & shower, acrylic handle	6
2122-254	122-254	Chrome, tub & shower, lever handle	6
2122-256	122-256	Chrome, shower only, acrylic handle	6
2122-257	122-257	Chrome, shower only, lever handle	6
2122-261	122-261	PVD brushed nickel, tub & shower, lever handle	6
2122-263	122-263	PVD brushed nickel w/ PB accents, tub & shower, lever handle	6
2122-265	122-265	Chrome, tub & shower, lever handle	6
2122-266	122-266	Chrome w/ PB accents, tub & shower, lever handle	6
2122-267	122-267	PVD brushed nickel, shower only, lever handle	6
2122-268	122-268	PVD brushed nickel w/ PB accents, shower only, lever handle	6
2122-269	122-269	Chrome, shower only, lever handle	6
2122-270	122-270	Chrome with PB accents, shower only, lever handle	6



TRIM KITS - VALVE NOT INCLUDED

- Metal lever or acrylic handle
- Protection against scalding
- CSA certified
- Pressure balancing valve
- Maintains water temperature +/- 3°F

PART NO.	REF. NO.	FINISH	MASTER
2122-232	122-232	Chrome, tub & shower, acrylic handle, push-on spout	6
2122-235	122-235	Chrome, tub & shower, lever handle, push-on spout	6
2122-237	122-237	Chrome, shower only, acrylic handle	6
2122-238	122-238	Chrome, shower only, lever handle	6



TUB & SHOWER FAUCETS

- Acrylic or metal handles
- Combination unions for threaded or solder connection
- CSA certified
- Quarter turn washerless cartridge
- 8" centre distance

PART NO.	REF. NO.	FINISH	MASTER
2121-302	121-302	Chrome, acrylic handles, 2 valve	6
2122-210	122-210	Chrome, acrylic handles, 2 valve	6
2122-212	122-212	Chrome, round metal handles, 2 valve	6
2122-213	122-213	Chrome, acrylic handles, 3 valve	6
2122-215	122-215	Chrome, round metal handles, 3 valve	6



- Single handle tub & shower faucet
- CSA certified
- Stainless steel ball washerless design

PART NO.	REF. NO.	FINISH	MASTER
2121-202	121-202	Chrome, acrylic handle	6
2122-221	122-221	Chrome, acrylic handle	6
2122-224	122-224	Chrome, metal lever handle	6
2122-227	122-227	Chrome, acrylic handle, shower only	6
2122-230	122-230	Chrome, metal lever handle, shower only	6



Faucets

ROMAN TUB FAUCETS

- Decorative metal lever handles
- Brass waterways
- 8" to 12" centre distance
- Quarter turn ceramic cartridge
- Braided stainless steel connection lines
- CSA certified

PART NO.	REF. NO.	FINISH	MASTER
2122-287	122-287	Chrome	6
2122-288	122-288	PVD brushed nickel	6



- Metal lever handles
- Brass waterways
- 8" to 12" centre distance
- Quarter turn ceramic cartridge
- Braided stainless steel connection lines
- CSA certified

PART NO.	REF. NO.	FINISH	MASTER
2122-223	122-223	Chrome	6
2122-923	122-223WB	Chrome with PVD polished brass accents	6
2122-303	122-303	PVD brushed nickel	6
2122-903	122-303WB	PVD brushed nickel with PVD polished brass accents	6



- Acrylic handles
- Brass waterways
- 8" to 12" centre distance
- Quarter turn ceramic cartridge
- Braided stainless steel connection lines
- CSA certified

PART NO.	REF. NO.	FINISH	MASTER
2122-219	122-219	Chrome	6



- Metal lever handles
- Includes handheld shower and diverter valve
- Braided stainless steel connection lines
- CSA certified
- Quarter turn ceramic cartridge
- Brass waterways
- 8" to 12" centre distance

PART NO.	REF. NO.	FINISH	MASTER
2122-272	122-272	Brushed bronze	6
2122-273	122-273	Chrome	6
2122-274	122-274	PVD brushed nickel	6



Faucets

SINGLE HANDLE KITCHEN FAUCETS



- Metal lever handle
- Brass waterways
- 8" centre distance

- Ceramic cartridge
- Braided stainless steel connection lines
- CSA certified

PART NO.	REF. NO.	FINISH	MASTER
2122-794	122-794	Chrome, with spray	6
2122-795	122-795	PVD stainless steel, with spray	6
2122-796	122-796	Chrome, less spray	6
2122-797	122-797	PVD stainless steel, less spray	6



- Metal lever handle
- Brass waterways
- 8" centre distance

- Washerless cartridge
- Braided stainless steel connection lines
- CSA certified

PART NO.	REF. NO.	FINISH	MASTER
2122-778	122-778	Brushed nickel, with spray	6
2122-800	122-800	Brushed nickel, with deck mounted spray	6



- Metal lever handle
- Ceramic cartridge
- Braided stainless steel connection lines
- CSA certified

- High arch spout, matching spray
- Brass waterways
- 8" centre distance

PART NO.	REF. NO.	FINISH	MASTER
2122-787	122-787	Chrome	6
2122-788	122-788	Brushed nickel	6



- Metal lever handle
- Soap dispenser
- Brass waterways
- 8" centre distance

- Matching spray
- Ceramic cartridge
- Braided stainless steel connection lines
- CSA certified

PART NO.	REF. NO.	FINISH	MASTER
2122-789	122-789	Chrome	6
2122-790	122-790	PVD brushed nickel	6
2122-793	122-793	Brushed bronze	6

Faucets

SINGLE HANDLE KITCHEN FAUCETS



- Metal lever handle
- Brass waterways
- 8" centre distance
- Washerless cartridge
- Braided stainless steel connection lines
- CSA certified

PART NO.	REF. NO.	FINISH	MASTER
2122-417	122-417	Chrome	6
2122-418	122-418	Chrome, with spray	6
2122-419	122-419	Chrome, with deck mounted spray	6
2122-415	122-415	PVD stainless steel, less spray	6
2122-416	122-416	PVD stainless steel, with spray	6



- Metal lever handle
- Ceramic disk cartridge
- Braided stainless steel connection lines
- CSA certified
- Pull out spray
- Brass waterways
- 8" centre distance

PART NO.	REF. NO.	FINISH	MASTER
2122-424	122-424	Chrome	6
2122-426	122-426	Brushed nickel	6



- Metal lever handle
- Hi-rise spout
- Braided stainless steel connection lines
- CSA certified
- Washerless cartridge
- Brass waterways
- 8" centre distance

PART NO.	REF. NO.	FINISH	MASTER
2122-434	122-434	Chrome, with deck mounted spray	6



- Metal lever handle
- 8" centre distance
- CSA certified
- Washerless cartridge
- Brass waterways

PART NO.	REF. NO.	FINISH	MASTER
2122-108	122-108	Chrome, less spray	6
2122-118	122-118	Chrome, with spray	6
2122-128	122-128	Chrome, with deck mounted spray	6

Faucets

TWO HANDLE KITCHEN FAUCETS

- Metal lever handles
- Hi-rise spout
- Brass waterways
- CSA certified
- Quarter turn ceramic cartridge
- Matching spray
- 8" centre distance



PART NO.	REF. NO.	FINISH	MASTER
2122-779	I22-779	PVD brushed nickel	6
2122-783	I22-783	Chrome	6



- Acrylic handles
- 8" centre distance
- Quarter turn washerless cartridge
- CSA certified

PART NO.	REF. NO.	FINISH	MASTER
2122-400	I22-400	Chrome, less spray	6
2122-401	I22-401	Chrome, with spray	6



- Round metal handles
- 8" centre distance
- Quarter turn washerless cartridge
- CSA certified

PART NO.	REF. NO.	FINISH	MASTER
2122-402	I22-402	Chrome, less spray	6
2122-403	I22-403	Chrome, with spray	6



- Interchangeable handles
- 8" centre distance
- Quarter turn washerless cartridge
- CSA certified

PART NO.	REF. NO.	FINISH	MASTER
2122-404	I22-404	Chrome, less spray	6



- Metal ADA blade handles
- 8" centre distance
- Quarter turn washerless cartridge
- CSA certified

PART NO.	REF. NO.	FINISH	MASTER
2122-407	I22-407	Chrome, less spray	6



- Interchangeable handles
- Quarter turn washerless cartridge
- CSA certified
- Hi-rise spout
- 8" centre distance

PART NO.	REF. NO.	FINISH	MASTER
2122-410	I22-410	Chrome, less spray	6
2122-411	I22-411	Chrome, with spray	6



- Acrylic handles
- 8" centre distance
- Quarter turn washerless cartridge
- CSA certified

PART NO.	REF. NO.	FINISH	MASTER
2122-608	I22-608	Chrome, less spray	8" 6
2122-618	I22-618	Chrome, with spray	8" 6

Faucets



BAR FAUCETS

- Metal lever handles
- Hi-rise spout
- 4" centre distance
- Quarter turn ceramic cartridge
- Brass waterways
- CSA certified

PART NO.	REF. NO.	FINISH	MASTER
2122-781	122-781	Chrome	6
2122-782	122-782	PVD brushed nickel	6
2122-784	122-784	Brushed bronze	6



- Acrylic handles
- Hi-rise spout
- CSA certified
- Quarter turn washerless cartridge
- 4" centre distance

PART NO.	REF. NO.	FINISH	MASTER
2122-430	122-430	Chrome	6



- Metal ADA blade handles
- Hi-rise spout
- CSA certified
- Quarter turn washerless cartridge
- 4" centre distance

PART NO.	REF. NO.	FINISH	MASTER
2122-432	122-432	Chrome	6



COMPRESSION FAUCETS

- Round metal handles
- Emco style
- Compression cartridge

PART NO.	REF. NO.	FINISH	MASTER
2381-210	381-2107	Chrome, lavatory faucet	12
2381-216	381-2160	Chrome, kitchen faucet, less spray	12

Faucets

WASHING MACHINE FAUCETS - CONCEALED INSTALLATION



- Dual outlets in casting allows installation of air chamber, eliminating possibility of water hammer
- Body of the faucet is completely concealed behind the finished wall
- All brass cartridge valve with replaceable seats
- Reversible installation to accommodate top or bottom water supply
- Two brass 1/2" copper to 3/4" hose thread outlet elbows included
- CSA certified

PART NO.	REF. NO.	FINISH	MASTER
2125-444	125-444	Chrome	10

WASHING MACHINE FAUCETS - WALLMOUNT INSTALLATION



- All brass cartridge valve with replaceable seats
- Two brass 1/2" copper to 3/4" hose thread outlet elbows included
- Designed for installation outside of finished wall
- Durable ABS plastic cover, paintable with latex
- Faucet can be installed with hot and cold piping from bottom, top or side of faucet.
- CSA certified

PART NO.	REF. NO.	FINISH	MASTER
2125-554	125-554	Chrome	6
2125-888	125-888	Elbow for 125-444/554	36

WASHING MACHINE BOXES



- Dual drain washer box
- Extended mounting flange
- Prevents supply lines from crossing P-trap
- Snap-on frame accommodates up to 3/4" drywall

PART NO.	REF. NO.	TYPE	MASTER
3125-600	125-600	Box only	10
3125-625	125-625	Box with hot & cold 1/4 turn PEX valves	10

ICE MAKER BOXES



- Contour box design allows easy valve access
- One piece box and flange design needs no additional support
- Snap-on frame accommodates up to 3/4" drywall

PART NO.	REF. NO.	TYPE	MASTER
3125-600	125-720	Box with one 1/4 turn PEX valve	10

SINGLE BASIN FAUCETS



- Brass construction, chrome plated
- Each faucet packed with both hot and cold buttons
- Replaceable seat and stem

PART NO.	REF. NO.	TYPE	SIZE	INNER	MASTER
2120-003	120-003	Standard	1/2"	I	36
2120-005	120-005	Heavy duty	1/2"	I	30
2120-006	120-006	Heavy duty, self closing	1/2"	I	24

Faucets



DRINKING WATER FAUCETS

- Brass body, chrome plated
- Touch or continuous flow modes
- CSA certified
- Stainless steel control stem
- 1/4" & 3/8" compression inlet connections

PART NO.	REF. NO.	SIZE	INNER	MASTER
2120-004	120-004	1/4" - 3/8"	1	24



DRINKING WATER BUBBLERS

- Brass, chrome plated
- Vandal resistant set screws keep handle and adjusting screw cap from being removed
- Spring loaded self closing mechanism
- Replaceable seat, cam and spring mechanism

PART NO.	REF. NO.	SIZE	INNER	MASTER
2120-007	120-007	1/2"	1	36



BATH FAUCETS

- Brass body
- Chrome plated
- Replaceable seats & stem
- 3 3/8" centre distance

PART NO.	REF. NO.	TYPE	SIZE	INNER	MASTER
2123-003	123-003	Top handle	3 3/8"	1	24
2123-004	123-004	Front handle	3 3/8"	1	24
2123-096	123-096	Coupling elbow	1/2"	12	144



WALLMOUNT FAUCETS

- Brass body, chrome plated
- 1/2" female connections
- 8" centre distance
- Quarter turn ceramic cartridge
- Soap dish
- CSA certified

PART NO.	REF. NO.	TYPE	SIZE	INNER	MASTER
2123-009	123-009	8" Tubular Spout	8"	1	12



WALLMOUNT FAUCETS

- Brass body, chrome plated
- 1/2" female connections
- 6" to 10" adjustable centre distance
- Compression
- Soap dish

PART NO.	REF. NO.	TYPE	SIZE	INNER	MASTER
2123-610	123-610	6" Cast Spout	6" - 10"	1	12



WALLMOUNT FAUCETS

- Heavy duty Brass body
- Compression
- Soap dish
- Chrome plated
- 1/2" female connections
- 8" centre distance

PART NO.	REF. NO.	TYPE	SIZE	INNER	MASTER
2123-014	123-014	8" Cast Spout	8"	1	12

Faucets



LAUNDRY TRAY FAUCETS

- Heavy cast body with drain plug
- Spout has 3/4" hose thread outlet
- 1/2" threaded or sweat connection
- One red, one blue plastic handles

PART NO.	REF. NO.	TYPE	INNER	MASTER
2125-005	125-005	Heavy Duty	I	24
2125-909	125-909	Mounting Bracket	I	144



LAUNDRY TRAY FAUCETS

- Chrome plated, deck mount
- Quarter turn washerless cartridge
- Includes aerator and threaded hose adapter
- Metal handles
- 6" tubular spout
- 4" centre distance

PART NO.	REF. NO.	TYPE	SIZE	INNER	MASTER
2125-503	125-503	Standard	4"	I	12
2399-100	399-100	With drip connection	4"	I	12



SHOWER STALL FAUCETS

- Brass body, chrome plated trim
- Can be used with bottom or top water supply
- Acrylic handles, 3 3/8" centre distance

PART NO.	REF. NO.	TYPE	SIZE	INNER	MASTER
2126-003	126-003	With Shower Head Assembly	3 3/8"	I	24
2126-004	126-004	Body Only	3 3/8"	I	24



UTILITY SHOWERS

- Chrome plated, brass body
- Union inlets are combination 1/2" threaded or sweat connections
- Galvanized riser, shower head and soap dish

PART NO.	REF. NO.	SIZE	INNER	MASTER
2126-005	126-005	3"	I	6



SELF CLOSING SHOWER VALVES

- Brass body, chrome plated, use indoor or out
- Heavy duty pull chain and clips
- Spring loaded self closing mechanism

PART NO.	REF. NO.	TYPE	SIZE	INNER	MASTER
2126-006	126-006	Valve with Pull Chain	1/2"	I	36



ADD-ON SHOWER KITS

- Converts any old style "bath on legs" into a bath/shower combination
- Complete with diverter bathcock, risers, shower head, wall and ceiling supports, 24" x 42" curtain frame, all necessary hardware, & instructions
- All parts are chrome plated. Individually boxed

PART NO.	REF. NO.	TYPE	MASTER
3275-100	275-100	Add-on Shower kit	I
3275-900	275-900	Diverter bathcock only	24

PLUMBING SPECIALTIES



PLUMBING SPECIALTIES	PAGE
ACCESS PANELS	3-14
ACTUATORS	3-9
ALUMINUM FOIL TAPE	3-18
BALLCOCKS	3-8
BATH WASTE & OVERFLOWS	3-6
BRUSHES - FITTING, TUBE & ACID	3-16
CHECK VALVES - SUMP & SEWAGE	3-17
CLOSET BOLTS	3-9
CLOSET BOWL GASKETS	3-9
CLOSET FLOOR FLANGES	3-8
DIELECTRIC UNIONS	3-16
DISHWASHER / ICE MAKER BALL VALVES	3-21
DRAIN COVERS	3-14
DRAIN HOSES	3-22
DRAINS & CLEANOUTS	3-2, 3-3
DUCT TAPE	3-18
ESCUTCHEON PLATES	3-11
EZ CONNECT ADAPTERS	3-21
FLAPPERS	3-8
FLEX SEAL COUPLINGS	3-12, 3-13
FLEXIBLE CONNECTORS	3-11
FLEXIBLE FITTINGS	3-13
FLEXIBLE GAS CONNECTORS	3-18
FLEXIBLE TEES, ELBOWS, AND CAPS	3-13
FLOOR AND CEILING PLATES	3-15
FLUSH VALVES	3-8
HANDIPLUGS	3-17
HOLDRITE INSERTS	3-17
ICE MAKER / HUMIDIFIER INSTALLATION KITS	3-20
JUST FOR COPPER GLUE	3-20
MECHANICAL JOINT COUPLINGS	3-13
MECHANICAL POP-UP DRAINS	3-5
MOUNTING PLATES	3-21
P.O. PLUGS	3-5
PEXRITE BRACKETS & TURN-OUTS	3-17
PLUMBER'S SANDCLOTH	3-17
PLUNGERS	3-9
PVC DRAIN RINGS AND COVERS	3-14
PVC UNIONS	3-15
REPLACEMENT BASKETS	3-1
ROOF FLASHINGS	3-19
SADDLE VALVES	3-20
SEWER STOPS	3-14
SHOWER HEADS	3-4
SHOWER PAN LINER	3-19
SHOWER ROD FLANGES	3-21
SHOWER STALL ELBOWS	3-21
SILICONE RUBBER SEALANT	3-20
SINK TAILPIECES - BRASS	3-1
STRAINERS	3-1, 3-2
SUPPLY FITTINGS	3-10
SUPPLY STOPS	3-10

PLUMBING SPECIALTIES	PAGE
SUSPENSION STRAP - COILS	3-20
TANK BOLT KITS - BRASS	3-9
TANK LEVERS	3-9
TANK TO BOWL GASKETS	3-9
TEFLON TAPE	3-16
TEST PLUGS	3-14
TOILET SEATS	3-7
TOILET TANK FILL VALVES	3-8
TOILET TANK FLOATS	3-9
TOUCH-UP PAINT	3-19
TRANSITION COUPLINGS	3-19
TRAP CONNECTORS	3-15
TRAP VENTS	3-21
TUB SPOUTS	3-4
TUBE STRAPS	3-16
WASHING MACHINE HOSES	3-22
WATER HEATER RESTRAINTS	3-17

MAID-O-MIST	PAGE
AUTO-VENTS	3-23, 3-24
FLOAT CONTROL VALVES	3-24
JACOBUS STEAM VENTS	3-24
PUSH-BUTTON MANUAL VENT	3-24

W.H. HARVEY	PAGE
BIN BOXES	3-25
CABLE SAW FOR PLASTIC PIPE	3-29
CLOSET BOLTS	3-28
CLOSET SCREWS	3-28
DRAIN CLEANER/OPENER	3-29
ENZYME CLEANER	3-29
EPOXY PUTTY	3-27
FAUCET & VALVE GREASE	3-27
FAUCET COVER - COLD WEATHER	3-28
FIBERGLASS CLEANER	3-28
FURNACE CEMENT	3-27
HAND CLEANER	3-25
IRON & RUST STAIN REMOVER	3-28
PIPE JOINT LUBRICANT	3-27
PIPE THREAD COMPOUND	3-26
PIPE THREAD STICK	3-26
PLUMBER'S PUTTY	3-26
ROOT DESTROYER	3-28
SLOAN FLUSH VALVE REPAIR PARTS	3-30
SOLDERING PASTE - LEAD FREE	3-27
T.F.E. PASTE	3-26
THREAD CUTTING OIL	3-25
TOILET TANK LINER KITS	3-28
TUB SEAL	3-26
WAX GASKETS	3-25

Plumbing Specialties

KITCHEN SINK STRAINERS - TURN & SEAL

- Heavy gauge stainless steel construction
- Brass locknuts
- Made in Canada
- Stainless steel threads
- Three prong basket seal



PART NO.	REF. NO.	TYPE	SIZE	INNER	MASTER
3209-801	209-801	With brass tailpiece	4 1/2"	I	40
3209-800	209-802	Less tailpiece	4 1/2"	I	40

KITCHEN SINK STRAINERS - FLEX STEM

- Heavy gauge stainless steel construction
- Brass locknuts
- Made in Canada
- Stainless steel threads
- Flex stem basket seal



PART NO.	REF. NO.	TYPE	SIZE	INNER	MASTER
3209-901	209-901	With brass tailpiece	4 1/2"	I	40
3209-900	209-902	Less tailpiece	4 1/2"	I	40

KITCHEN SINK STRAINERS - PUSH & SEAL

- Heavy gauge stainless steel construction
- Brass locknuts
- Made in Canada
- Brass threads
- Positive ball bearing lock crumb cup, rolled edge



PART NO.	REF. NO.	TYPE	SIZE	INNER	MASTER
3209-601	209-601	With tail piece	4 1/2"	I	24
3209-602	209-602	Less tail piece	4 1/2"	I	24

KITCHEN SINK STRAINERS - HYBRID

- Heavy gauge stainless steel construction
- Plastic locknuts
- Made in Canada
- Plastic threads
- Flex stem basket seal



PART NO.	REF. NO.	TYPE	SIZE	INNER	MASTER
3209-101	209-101	With Plastic Tailpiece	4 1/2"	I	40
3209-102	209-102	Less Tailpiece	4 1/2"	I	40
3209-902	209-102RP	Less Tailpiece, retail pack	4 1/2"	I	40
3209-201	209-201	With Plastic Tailpiece	4 1/2"	I	40
3209-202	209-202	Less Tailpiece	4 1/2"	I	40

REPLACEMENT BASKETS



PART NO.	REF. NO.	TYPE	SIZE	MASTER
3209-301	209-301	Flex Stem	3 1/2"	50
3209-302	209-302	Gravity Stem	3 1/2"	50
3209-303	209-303	Galt Style	3 1/2"	50
3209-304	209-304	Turn & seal	3 1/2"	50
3209-501	209-501	Push & Seal	3 1/2"	50

SINK TAILPIECES - BRASS



PART NO.	REF. NO.	TYPE	SIZE	MASTER
3209-258	209-258	Tubular brass, with flange	1 1/2" x 25/8"	100
3209-404	209-404	Tubular brass, with flange	1 1/2" x 4"	100
3209-406	209-406	Tubular brass, with flange	1 1/2" x 6"	100

Plumbing Specialties

KITCHEN SINK STRAINERS - STAINLESS STEEL

- Rolled edge crumb cup
- Fits sinks with 3 1/2" to 4" openings

PART NO.	REF. NO.	SIZE	INNER	MASTER
3131-201	131-201	4 1/2"	I	50



KITCHEN SINK STRAINERS - CHROME PLATED BRASS

- Deep well design
- Fits sinks with 3 1/2" to 4" opening
- Rolled edge crumb cup

PART NO.	REF. NO.	SIZE	INNER	MASTER
3131-301	131-301	4 1/2"	I	24



KITCHEN SINK STRAINERS - CHROME PLATED BRASS - SPIN & SEAL

- Deep well design
- Fits sinks with 3 1/2" to 4" opening
- Rolled edge crumb cup
- Spin & seal design eliminates water loss or back-up

PART NO.	REF. NO.	SIZE	INNER	MASTER
3131-401	131-401	4 1/2"	I	24



BAR SINK STRAINERS - STAINLESS STEEL

- Rolled edge crumb cup
- Fits sinks with 1 7/8" to 2 1/4" opening

PART NO.	REF. NO.	SIZE	INNER	MASTER
3131-202	131-202	2 1/2"	I	80



DUPLEX STRAINERS - STAINLESS STEEL

- Stainless steel grid
- Fits all sinks with 1 7/8" to 2 1/4" opening

PART NO.	REF. NO.	SIZE	INNER	MASTER
3133-202	133-202	2 1/2"	I	80



LAUNDRY TUB STRAINERS - STAINLESS STEEL

- White rubber stopper
- Fits all sinks with 1 7/8" to 2 1/4" opening

PART NO.	REF. NO.	SIZE	INNER	MASTER
3132-201	132-201	2 1/2"	I	80



FLAT TOP STRAINERS - STAINLESS STEEL

- Use in shower stalls, kitchen and general purpose sinks
- Fits sinks with 3" to 4" opening

PART NO.	REF. NO.	SIZE	INNER	MASTER
3133-201	133-201	4 1/2"	I	50



SHOWER DRAINS - SOLVENT WELD - TWO PIECE


- For fiberglass, acrylic, or plastic shower stall
- Two piece ABS body allows installation to be completed after shower base has been fitted
- Solvent welds to 2" or 1 1/2" ABS DWV pipe

PART NO.	REF. NO.	TYPE	SIZE	INNER	MASTER
3133-113	133-113	Stainless steel grid	2"	20	80



SHOWER DRAINS WITH CLAMP

- For use in built up shower construction
- ABS waterproofing clamp, stainless steel screws
- 2" solvent weld ABS body
- Adjustable strainer with 4" stainless steel grid

PART NO.	REF. NO.	TYPE	SIZE	INNER	MASTER
3398-100	398-100	Round Stainless Steel Grid 	2"	I	48
3398-500	398-500	Square Stainless Steel Grid / Large body	2"	I	48



Plumbing Specialties

SHOWER DRAINS - QUICK CAULKING

- 2" Schedule 40 steel or plastic pipe
- No solvent or lead required
- Internal compression sealing gasket
- Use on steel, fiberglass and plastic shower bases

PART NO.	REF. NO.	TYPE	SIZE	INNER	MASTER
3133-101	133-101	PVC body, white grid	2"	I	40
3133-102	133-102	PVC body, stainless steel grid	2"	I	40
3133-103	133-103	PVC body, PVD polished brass grid	2"	I	40
3133-301	133-301	Brass body, stainless steel grid	2"	I	40



SHOWER DRAINS - SOLVENT WELD - ONE PIECE

- Use on steel, fiberglass and plastic shower base
- Solvent welds to 2" DWV Schedule 40 ABS pipe

PART NO.	REF. NO.	TYPE	SIZE	INNER	MASTER
3133-105	133-105	ABS body, white grid	2"	I	40
3133-107	133-107	ABS body, stainless steel grid	2"	I	40



SHOWER STALL STRAINERS

- Chrome plated
- Stainless steel grid, 3 1/2" flange diameter

PART NO.	REF. NO.	TYPE	SIZE	INNER	MASTER
3133-404	133-404		2"	I	80
3133-405	133-405		1 1/2"	I	80

SHOWER DRAIN GRIDS

PART NO.	REF. NO.	TYPE	SIZE	INNER	MASTER
3133-901	133-901	Stainless Steel	4 1/2"	I	50
3133-902	133-902	Polished Brass	4 1/2"	I	50
3133-903	133-903	Antique Brass	4 1/2"	I	50
3133-904	133-904	White plastic	4 1/2"	I	50
3133-909	133-909	Stainless Steel - for 133-113	4 1/2"	I	50

GENERAL PURPOSE DRAINS

- Use in concrete, terrazzo, and ceramic tile
- fits 2" and 3" or 3" and 4" Schedule 40 pipe
- Stainless steel grid
- Ideal for showers, floors, decks, and patios

PART NO.	REF. NO.	TYPE	SIZE	INNER	MASTER
3133-110	133-110	ABS	2" - 3"	I	20
3133-111	133-111	ABS	3" - 4"	I	10

UTILITY DRAINS / CLEANOUTS

- Commercial grade
- ABS body with ductile iron grid or cover plate

PART NO.	REF. NO.	TYPE	SIZE	INNER	MASTER
3495-010	495-010	Utility drain with grid	3"	6	36
3495-011	495-011	Utility drain with grid	4"	6	36
3496-010	496-010	Utility cleanout with plate	3"	6	36
3496-011	496-011	Utility cleanout with plate	4"	6	36

SHOWER DRAINS WITH CLAMP - CAST IRON

- For use in built up shower construction
- Waterproofing clamp, stainless steel screws
- 2" threaded cast iron body
- Adjustable strainer with 4" stainless steel grid

PART NO.	REF. NO.	TYPE	SIZE	INNER	MASTER
3497-007	497-007	Cast iron, stainless steel grid	1 1/2"	I	24
3497-008	497-008	Cast iron, stainless steel grid	2"	I	24

Plumbing Specialties

TUB SPOUTS

- All spouts feature mirror polished finishes
- Type "A" units have a face bushing for 1/2" or 3/4" connection at the rear of the spout
- Type "B" units have a 1/2" IPS connection at the front of the spout
- Type "C" units are made push on over 1/2" (5/8" O.D.) copper tubing



PART NO.	REF. NO.	TYPE	INNER	MASTER
3142-090	142-090	"A" Brass Diverter - Chrome	1	48
3142-990	142-090RP	Retail Pack	4	12
3142-091	142-091	"A" Brass Diverter with 1/2" Side Connection - Chrome	1	48
3142-991	142-091RP	Retail Pack	4	12
3142-092	142-092	"B" Die Cast Tub Spout - Chrome	1	48
3142-992	142-092RP	Retail Pack	4	12
3142-093	142-093	"A" Die Cast Diverter - Chrome	1	48
3142-993	142-093RP	Retail Pack	4	12
3142-094	142-094	"A" Die Cast Diverter (1/2" Side Connection Chrome)	1	48
3142-994	142-094RP	Retail Pack	4	12
3142-095	142-095	"B" Die Cast Diverter - Chrome	1	48
3142-995	142-095RP	Retail Pack	4	12
3142-096	142-096	"C" Die Cast Diverter - Push On - Chrome	1	48
3142-996	142-096RP	Retail Pack	4	12
3142-103	142-103	"C" Die Cast Tub Spout - Push On - Chrome	1	48
3142-903	142-103RP	Retail Pack	4	12

WATER SAVING SHOWER HEADS - AERATING

- Chrome plated
- 2.5 GPM at 80 PSI
- Mixes air and water for an invigorating shower



PART NO.	REF. NO.	TYPE	SIZE	INNER	MASTER
3141-304	141-304	Standard		1	150
3141-305	141-305	With Shut Off		1	150



SHOWER HEADS - ADJUSTABLE

PART NO.	REF. NO.	TYPE	SIZE	INNER	MASTER
3141-912	141-912	Adjustable	2"	1	100



MECHANICAL POP-UP DRAINS - BRASS

- Chrome plated brass three piece body
- CSA certified

PART NO.	REF. NO.	TYPE	SIZE	INNER	MASTER
3215-101	215-101	Brass	1 1/4" x 8"	I	50



MECHANICAL POP-UP DRAINS - HYBRID

- Chrome plated brass body
- Plastic tailpiece
- CSA certified

PART NO.	REF. NO.	TYPE	SIZE	INNER	MASTER
3215-909	215-909	Hybrid	1 1/4" x 8"	I	50



MECHANICAL POP-UP DRAINS - PLASTIC

- Plastic body
- Stainless steel clad stopper and flange
- CSA certified

PART NO.	REF. NO.	TYPE	SIZE	INNER	MASTER
3127-106	127-106BP	Plastic	1 1/4" x 8"	I	50



P.O. PLUGS - BRASS

- Heavy duty three piece cast brass body
- Chrome plated
- Rubber stopper and brass bead chain

PART NO.	REF. NO.	TYPE	SIZE	INNER	MASTER
3206-201	206-201	Boxed 	1 1/4" x 6"	I	50
3205-101	205-101	Boxed	1 1/4" x 6"	I	50



P.O. PLUGS - PLASTIC

- Two piece ABS body, with stainless steel trim ring
- White rubber stopper with chain
- CSA certified

PART NO.	REF. NO.	TYPE	SIZE	INNER	MASTER
3206-501	206-501BP	Chrome plated body	1 1/4" x 8"	I	50
3206-601	206-601BP	Black body	1 1/4" x 8"	I	50



P.O. PLUGS - PLASTIC

- Plastic body with stainless steel trim ring, white rubber stopper with chain.
- Individually packaged

PART NO.	REF. NO.	TYPE	SIZE	INNER	MASTER
3134-101	134-101	No Overflow Holes	1 1/4" x 5"	I	80
3134-102	134-102	With Overflow Holes	1 1/4" x 5"	I	80



BATH WASTE & OVERFLOWS - EXTERNAL CABLE - BRASS

- Brass construction
- Solid brass trim available in several finishes
- Telescopic adjustment with flexible copper overflow tube
- External cable control
- Brass tailpiece
- CSA certified

PART NO.	REF. NO.	TYPE	SIZE	INNER	MASTER
3200-101	200-101	Chrome Plated	20"	I	20
3200-201	200-201	Polished Brass	20"	I	20
3200-901	200-901	Brushed Nickel	20"	I	20
3217-101	217-101	Chrome Plated	16"	I	20
3217-901	217-901	Brushed Nickel	16"	I	20
3218-101	218-101	Chrome Plated	27"	I	10
3218-201	218-201	Polished Brass	27"	I	10
3218-901	218-901	Brushed Nickel	27"	I	10

BATH WASTE & OVERFLOWS - EXTERNAL CABLE - PLASTIC

- PVC plastic construction with solid brass trim
- Corrugated PVC overflow tube which can be easily cut to length to fit tub depths of 16" - 22"
- External cable control, brass tailpiece included

PART NO.	REF. NO.	TYPE	SIZE	INNER	MASTER
3225-101	225-101	Chrome Plated	16" - 22"	I	20
3225-201	225-201	Polished Brass	16" - 22"	I	20



BATH WASTE & OVERFLOWS - BRASS

- Heavy all brass construction
- Heavy chrome plated brass trim
- Extra long tee for maximum adjustability
- CSA certified

PART NO.	REF. NO.	TYPE	SIZE	INNER	MASTER
3219-101	219-101	Plug & Chain	16"	I	15
3219-301	219-301	Trip Lever	16"	I	12



BATH WASTE & OVERFLOWS - PLASTIC

PART NO.	REF. NO.	TYPE	SIZE	INNER	MASTER
3129-003	129-003	Trip lever	16"	I	12
3129-005	129-005	Lift lock	16"	I	12
3129-007	129-007	Easy touch	16"	I	12

BATH WASTE & OVERFLOW TRIM KITS

- 1 1/4" drain and threaded 1 1/4" x 1 1/2" adapter bushing for drain body
- Fits most 1 1/4" & 1 1/2" thread bath wastes
- Kit includes face plate with 1 and 2 hole mounting screws,



PART NO.	REF. NO.	TYPE	INNER	MASTER
3129-501	129-501RP	Chrome, lift lock	4	12
3129-502	129-502RP	Polished brass, lift lock	4	12
3129-511	129-511RP	Chrome, easy touch	4	12
3129-512	129-512RP	Polished brass, easy touch	4	12

Plumbing Specialties

TOILET SEATS - PLASTIC - PROMOTIONAL

- Regular bowl, closed front, with cover

PART NO.	REF. NO.	TYPE	MASTER
3325-000	325-000	White	10
3325-006	325-006	Bone	10
3325-020	325-020	Crane white	10
3325-346	325-346	Biscuit	10



TOILET SEATS - PLASTIC - PROMOTIONAL

- Elongated bowl, closed front, with cover

PART NO.	REF. NO.	TYPE	MASTER
3326-000	326-000	White	6
3326-006	326-006	Bone	6
3326-020	326-020	Crane white	6
3326-346	326-346	Biscuit	6



TOILET SEATS - PLASTIC - MEDIUM WEIGHT

- Regular bowl, closed front, with cover

PART NO.	REF. NO.	TYPE	MASTER
3327-000	327-000	White	10
3327-006	327-006	Bone	10
3327-020	327-020	Crane white	10
3327-346	327-346	Biscuit	10



TOILET SEATS - PLASTIC - PREMIUM

- Elongated bowl, closed front, with cover

PART NO.	REF. NO.	TYPE	MASTER
3330-000	330-000	White	6
3330-006	330-006	Bone	6
3330-020	330-020	Crane white	6
3330-346	330-346	Biscuit	6



TOILET SEATS - PLASTIC - COMMERCIAL

- Elongated bowl, open front, less cover
- Hinge with stainless steel post & nut

PART NO.	REF. NO.	TYPE	MASTER
3332-000	332-000	White	6
3332-020	332-020	Crane white	6
3332-047	332-047	Black	6



TOILET SEATS - PLASTIC - SLOW CLOSE

- Regular bowl, closed front, with cover
- Slow close hinge

PART NO.	REF. NO.	TYPE	MASTER
3336-000	336-000	White	6
3336-006	336-006	Bone	6
3336-020	336-020	Crane white	6
3336-346	336-346	Biscuit	6



TOILET SEATS - PLASTIC - SLOW CLOSE

- Elongated bowl, closed front, with cover
- Slow close hinge

PART NO.	REF. NO.	TYPE	MASTER
3337-000	337-000	White	6
3337-006	337-006	Bone	6
3337-020	337-020	Crane white	6
3337-346	337-346	Biscuit	6



Plumbing Specialties



CLOSET FLOOR FLANGES - PLASTIC

PART NO.	REF. NO.	TYPE	SIZE	MASTER
3152-005	152-005	ABS - flush fit	4" x 3"	12
3494-001	494-001	ABS - Inside fit	3"	20



CLOSET FLOOR FLANGES - BRASS

PART NO.	REF. NO.	TYPE	SIZE	MASTER
3386-080	386-080	Light pattern	4"	50
3386-140	386-140	Heavy pattern	4"	50



WOBBLY TOILET REPAIR KITS

- Heavy gauge plated steel construction
- Repairs wobbly toilets and loose closet flanges without replacing floors
- Complete with mounting screws & instructions

PART NO.	REF. NO.	TYPE	MASTER
3272-100	272-100	For plastic or brass flanges	12
3272-200	272-200	For cast iron or offset flanges	12



CLOSET FLANGE EXTENSION KITS

- PVC construction
- Raises flange 1/4", 1/2" or 3/4"
- Extends existing flange up to new floor level
- 3 1/2" closet bolts & fastening screws included

PART NO.	REF. NO.	TYPE	MASTER
3274-100	274-100	For all types of floor flanges	12



PLASTIC BALLCOCKS

- Piston valve type
- Complete with 8" solid brass rod, 9" refill tube & holder, coupling & flange nuts, and washers
- 8 1/2" regular, 9"-13" adjustable length models
- 3 1/2" closet bolts & fastening screws included

PART NO.	REF. NO.	TYPE	SIZE	MASTER
3265-100	265-100	Plastic - standard	8 1/2"	30
3265-500	265-500	Plastic - adjustable	9" to 13"	30



TOILET TANK FILL VALVES

- Compact one piece design, no float ball & rod
- Fits all toilet tanks
- Fully adjustable water level
- Anti-siphon
- Built-in filter screen

PART NO.	REF. NO.	TYPE	MASTER
3265-700		Plastic - anti-siphon	100



PLASTIC FLUSH VALVES

- Complete with vinyl flapper, stainless steel chain & hook, hexnut, and bevelled washer

PART NO.	REF. NO.	SIZE	MASTER
3266-100	266-100	8 1/16"	100
3266-200	266-200	10 5/8"	100



FLAPPERS

- Vinyl construction
- Stainless steel link chain & hook
- Standard or "3-way" universal

PART NO.	REF. NO.	TYPE	MASTER
3267-100	267-100	Universal with Chain	192
3268-100	268-100	Standard with Chain	192

Plumbing Specialties

ACTUATORS

- For American Standard

PART NO.	REF. NO.	TYPE	MASTER
3271-100	271-100	Actuator - Complete	24
3271-901	271-901	Seat Disc - Screw on Type	100
3271-902	271-902	Seat Disc - Snap-On Type	100



TANK LEVERS

- Plastic units have plastic levers
- Metal units have die cast levers with brass rods

PART NO.	REF. NO.	TYPE	MASTER
3153-001	153-001	Metal - Chrome Plated	100
3153-013	153-013	Plastic - Chrome Plated	100



CLOSET BOWL GASKETS


PART NO.	REF. NO.	SIZE	MASTER
3273-100	273-100	1/2"	216
3273-200	273-200	3/4"	152
3273-300	273-300	1"	136



CLOSET BOLTS - BRASS

- Solid brass bolts, nuts, and washers
- Packed in pairs, bagged with label

PART NO.	REF. NO.	SIZE	MASTER
3387-100	387-100	5/16" x 2 1/4"	250
3387-500	387-500	5/16" x 3"	250



TANK BOLT KITS - BRASS

- Each kit contains two 5/16" x 3" solid brass tank bolts, four rubber cloth impregnated washers, four brass washers and four brass hexnuts. Kits are individually bagged

PART NO.	REF. NO.	SIZE	MASTER
3546-001	546-001	5/16" x 3"	250



TANK TO BOWL GASKETS

PART NO.	REF. NO.	TYPE	MASTER
3547-001	547-001	Standard Size - black	25
3547-002	547-002	Double Thick - black	25
3547-003	547-003	Crane - red	25



TOILET TANK FLOATS

PART NO.	REF. NO.	TYPE	MASTER
3558-001	558-001	Black Plastic	24
3558-002	558-002	Copper	72



PLUNGERS

- High quality force cups
- Complete with wood handles

PART NO.	REF. NO.	TYPE	SIZE	MASTER
3620-001	620-001	Red - For Basin - 9" Handle	4"	24
3620-002	620-002	Black - 21" Handle	5 1/2"	30
3620-003	620-003	Black - With Funnel 21" Handle	6"	12
3620-005	620-005	Black "Beehive" with Funnel 21" handle	6"	12



SUPPLY STOPS - QUARTERTURN

- Ball valve design
- Chrome plated, solid brass body
- Easy quarter turn operation
- CSA certified



PART NO.	REF. NO.	INLET	OUTLET	INNER	MASTER
ANGLE					
1490-102	490-102HC	1/2" Compression	3/8" O.D. Comp.	25	200
1490-202	490-202HC	3/8" FIP	3/8" O.D. Comp.	25	200
1490-302	490-302HC	1/2" FIP	3/8" O.D. Comp.	25	200
1490-502	490-502HC	1/2" Solder	3/8" O.D. Comp.	25	200
1490-602	490-602HC	1/2" PEX	3/8" O.D. Comp.	25	200
STRAIGHT					
1491-102	491-102HC	1/2" Compression	3/8" O.D. Comp.	25	200
1491-202	491-202HC	3/8" FIP	3/8" O.D. Comp.	25	200
1491-302	491-302HC	1/2" FIP	3/8" O.D. Comp.	25	200
1491-502	491-502HC	1/2" Solder	3/8" O.D. Comp.	25	200
1491-602	491-602HC	1/2" PEX	3/8" O.D. Comp.	25	200
1491-612	491-612HC	1/2" PEX	1/2" PEX	25	200
1491-622	491-622HC	1/2 PEX with drain	1/2" PEX	25	200
1491-902	491-902HC	3/8" Female Compression	3/8" O.D. Comp.	25	200

SUPPLY STOPS

- Chrome plated solid brass body
- Brass stem and metal handles on solder inlet valves, Celcon® stem and plastic handle on threaded or compression inlet valves
- Meets NSF 61-9 low lead standards
- CSA certified



PART NO.	REF. NO.	INLET	OUTLET	INNER	MASTER
ANGLE					
1212-215	212-215	3/8" FIP	3/8" O.D. Comp.	25	200
1212-217	212-217	1/2" FIP	3/8" O.D. Comp.	25	200
1212-219	212-219	1/2" Solder	3/8" O.D. Comp.	25	200
1212-319	212-319	1/2" Compression	3/8" O.D. Comp.	25	200
1212-339	212-339	1/2" Compression	1/2" O.D. Comp.	25	200
STRAIGHT					
1212-210	212-210	3/8" FIP	3/8" O.D. Comp.	25	200
1212-212	212-212	1/2" FIP	3/8" O.D. Comp.	25	200
1212-214	212-214	1/2" Solder	3/8" O.D. Comp.	25	200
1212-314	212-314	1/2" Compression	3/8" O.D. Comp.	25	200
1212-334	212-334	1/2" Compression	1/2" O.D. Comp.	25	200

SUPPLY FITTINGS

- All brass construction, chrome plated
- Angle or Straight 3/8" O.D. compression outlet



PART NO.	REF. NO.	TYPE	SIZE	INNER	MASTER
3211-001	211-001	Compression Rings	3/8" O.D.	200	800
3211-010	211-010	Compression Nuts	3/8" O.D.	25	200
3211-110	211-110	Straight	3/8" F.I.P.	50	500
3211-111	211-111	Straight	3/8" M.I.P.	50	500
3211-112	211-112	Straight	1/2" F.I.P.	50	500
3211-113	211-113	Straight	1/2" M.I.P.	50	500
3211-114	211-114	Straight	1/2" NOM.	50	500
3211-214	211-214	Straight	1/2" NOM. Comp.	50	500
3211-115	211-115	Angle	3/8" F.I.P.	50	500
3211-116	211-116	Angle	3/8" M.I.P.	50	500
3211-117	211-117	Angle	1/2" F.I.P.	50	500
3211-118	211-118	Angle	1/2" M.I.P.	50	500
3211-119	211-119	Angle	1/2" NOM.	50	500
3211-219	211-219	Angle	1/2" NOM. Comp.	50	500

Plumbing Specialties

FLEXIBLE CONNECTORS - BRAIDED STAINLESS STEEL

- Series 300 stainless steel
- Brass barb insert, ferrules & nuts
- CSA certified



PART NO.	REF. NO.	INLET	LENGTH	MASTER
3230-090	230-090	Faucet - 3/8 Comp. x 1/2" FIP	9"	50
3230-120	230-120	Faucet - 3/8 Comp. x 1/2" FIP	12"	50
3230-160	230-160	Faucet - 3/8 Comp. x 1/2" FIP	16"	50
3230-200	230-200	Faucet - 3/8 Comp. x 1/2" FIP	20"	50
3230-300	230-300	Faucet - 3/8 Comp. x 1/2" FIP	30"	50
3230-360	230-360	Faucet - 3/8 Comp. x 1/2" FIP	36"	50
3227-120	227-120	Faucet - 3/8 Comp. x 3/8" comp.	12"	50
3227-200	227-200	Faucet - 3/8 Comp. x 3/8" comp.	12"	50
3233-120	233-120	Faucet - 1/2" Comp. x 1/2" FIP	12"	50
3233-200	233-200	Faucet - 1/2" Comp. x 1/2" FIP	20"	50
3234-120	234-120	Faucet - 3/8" O.D. Copper x 3/8" O.D. Comp.	12"	50
3234-200	234-200	Faucet - 3/8" O.D. Copper x 3/8" O.D. Comp.	20"	50
3236-120	236-120	Faucet - 1/2" FIP x 1/2" FIP	12"	50
3236-160	236-160	Faucet - 1/2" FIP x 1/2" FIP	16"	50
3236-200	236-200	Faucet - 1/2" FIP x 1/2" FIP	20"	50
3236-300	236-300	Faucet - 1/2" FIP x 1/2" FIP	30"	50
3231-060	231-060	Toilet - 3/8" Comp. x 7/8" ballcock	6"	50
3231-090	231-090	Toilet - 3/8" Comp. x 7/8" ballcock	9"	50
3231-120	231-120	Toilet - 3/8" Comp. x 7/8" ballcock	12"	50
3231-160	231-160	Toilet - 3/8" Comp. x 7/8" ballcock	16"	50
3231-200	231-200	Toilet - 3/8" Comp. x 7/8" ballcock	20"	50
3232-060	232-060	Toilet - 1/2" Comp. x 7/8" ballcock	6"	25
3232-090	232-090	Toilet - 1/2" Comp. x 7/8" ballcock	9"	25
3232-120	232-120	Toilet - 1/2" Comp. x 7/8" ballcock	12"	25
3232-200	232-200	Toilet - 1/2" Comp. x 7/8" ballcock	20"	25
3235-480	235-480	Dishwasher- 3/8" Comp. x 3/8" MIP	48"	25
3235-600	235-600	Dishwasher- 3/8" Comp. x 3/8" MIP	60"	25
3235-720	235-720	Dishwasher- 3/8" Comp. x 3/8" MIP	72"	25
3235-960	235-960	Dishwasher- 3/8" Comp. x 3/8" MIP	96"	25
3237-480	237-480	Washing machine - 3/4" Hose x 3/4" Hose	48"	20
3237-600	237-600	Washing machine - 3/4" Hose x 3/4" Hose	60"	20
3237-720	237-720	Washing machine - 3/4" Hose x 3/4" Hose	72"	20
3228-600	228-600	Ice maker - 1/4" comp. x 1/4" comp	60"	25
3228-120	228-120	Ice maker - 1/4" comp. x 1/4" comp	120"	25
3229-180	229-180	Water heater - 3/4" F.I.P. x 3/4" F.I.P.	18"	50
3229-185	229-185	Water heater - 3/4" M.I.P. x 3/4" F.I.P.	18"	50

ESCUTCHEON PLATES

- Chrome plated steel











PART NO.	REF. NO.	TYPE	SIZE	INNER	MASTER
3158-102	158-102	Iron Pipe Size	3/8"	25	500
3158-103	158-103	Iron Pipe Size	1/2"	25	500
3158-104	158-104	Iron Pipe Size	3/4"	25	500
3158-602	158-602	Copper Tube Size	3/8"	25	500
3158-603	158-603	Copper Tube Size	1/2"	25	500
3158-604	158-604	Copper Tube Size	3/4"	25	500

FLEX SEAL COUPLINGS

- Flexible PVC construction
- Complete range of sizes and styles for a wide variety of applications
- 300 series stainless steel band assemblies



CAST IRON OR PLASTIC TO CAST IRON OR PLASTIC

PART NO.	REF. NO.	TYPE	SIZE	MASTER
3625-001	625-001	1056-125 	1 1/4" x 1 1/4"	120
3625-002	625-002	1056-150/125	1 1/2" x 1 1/4"	100
3625-003	625-003	1056-150 	1 1/2" x 1 1/2"	100
3625-004	625-004	1056-215 	2" x 1 1/2"	100
3625-005	625-005	1056-22 	2" x 2"	100
3625-006	625-006	1056-315	3" x 1 1/2"	45
3625-007	625-007	1056-32 	3" x 2"	45
3625-008	625-008	1056-33 	3" x 3"	45
3625-009	625-009	1056-42	4" x 2"	30
3625-010	625-010	1056-43 	4" x 3"	30
3625-011	625-011	1056-44 	4" x 4"	30
3625-012	625-012	1056-54	5" x 4"	25
3625-013	625-013	1056-55	5" x 5"	25
3625-014	625-014	1056-64 	6" x 4"	32
3625-015	625-015	1056-65	6" x 5"	20
3625-016	625-016	1056-66 	6" x 6"	20
3625-017	625-017	1056-84	8" x 4"	10
3625-018	625-018	1056-86	8" x 6"	20
3625-019	625-019	1056-88	8" x 8"	10
3625-020	625-020	1056-10-8	10" x 8"	5
3625-021	625-021	1056-1010	10" x 10"	4
3625-022	625-022	1056-1212	12" x 12"	5

ASBESTOS CEMENT / DUCTILE IRON TO CAST IRON / PLASTIC

PART NO.	REF. NO.	TYPE	SIZE	MASTER
3626-011	626-011	1051-44	4" x 4"	25
3626-014	626-014	1051-64	6" x 4"	32
3626-016	626-016	1051-66	6" x 6"	20
3626-019	626-019	1051-88	8" x 8"	10

CLAY TO CLAY

PART NO.	REF. NO.	TYPE	SIZE	MASTER
3627-011	627-011	1001-44	4" x 4"	16
3627-014	627-014	1001-64	6" x 4"	10
3627-016	627-016	1001-66	6" x 6"	10

CLAY TO CAST IRON OR PLASTIC

PART NO.	REF. NO.	TYPE	SIZE	MASTER
3628-010	628-010	1002-43	4" x 3"	30
3628-011	628-011	1002-44	4" x 4"	25
3628-014	628-014	1002-64	6" x 4"	20
3628-016	628-016	1002-66	6" x 6"	20
3628-018	628-018	1002-86	8" x 6"	10
3628-019	628-019	1002-88	8" x 8"	8
3628-021	628-021	1002-1010	10" x 10"	5
3628-022	628-022	1002-1212	12" x 12"	5

Plumbing Specialties

FLEX SEAL COUPLINGS

- Flexible PVC construction
- Complete range of sizes and styles for a wide variety of applications
- 300 series stainless steel band assemblies














CONCRETE TO CAST IRON OR PLASTIC

PART NO.	REF. NO.	TYPE	SIZE	MASTER
3629-011	629-011	I006-44	4" x 4"	25
3629-016	629-016	I006-66	6" x 6"	20
3629-019	629-019	I006-88	8" x 8"	10

TUBULAR DRAIN AND TRAP COUPLINGS

PART NO.	REF. NO.	SIZE	MASTER
3630-002	630-002	1 1/2" x 1 1/2" or 1 1/4"	120
3630-003	630-003	2" x 1 1/2"	120
3630-501	630-501	1 1/2" or 1 1/4" Tubular or plastic	120

FLEXIBLE TEES, ELBOWS, AND CAPS

PART NO.	REF. NO.	TYPE	SIZE	MASTER
3621-001	621-001	Tee 	1 1/2"	60
3621-002	621-002	Tee 	2"	36
3621-003	621-003	Tee 	3"	16
3621-004	621-004	Tee 	4"	6
3622-001	622-001	Elbow 	1 1/2"	100
3622-002	622-002	Elbow 	2"	60
3622-003	622-003	Elbow 	3"	20
3623-001	623-001	Pipe cap 	1 1/2"	160
3623-002	623-002	Pipe cap 	2"	100
3623-003	623-003	Pipe cap 	3"	90
3623-004	623-004	Pipe cap 	4"	60



FLEXIBLE FITTINGS

PART NO.	REF. NO.	TYPE	MASTER
3624-001	624-001	Flexible downspout connector	50
3624-301	624-301	Dishwasher drain connector	100
3624-501	624-501	Flexible drain trap	50
3624-701	624-701	Washer hose gripper	100



MECHANICAL JOINT COUPLINGS

- Neoprene gasket, CSA certified
- Type 301 stainless steel full shield and band assembly

PART NO.	REF. NO.	SIZE	MASTER
3208-001	208-001	1 1/2"	100
3208-002	208-002	2"	100
3208-003	208-003	3"	100
3208-004	208-004	4"	100
3208-006	208-006	6"	25
3208-021	208-021	2" x 1 1/2"	100



Plumbing Specialties

DRAIN COVERS

- Type 304 stainless steel

- Easy adjustable legs allow fitting to most pipes



PART NO.	REF. NO.	SIZE	INNER	MASTER
3485-007	485-007	3" Cover for 1 1/2" Pipe	10	80
3485-008	485-008	3" Cover for 2" Pipe	10	80
3485-010	485-010	4" Cover for 3" Pipe	10	40
3485-011	485-011	5" Cover for 4" Pipe	10	40

SEWER STOPS

- Automatic backflow preventer

- Easy installation, stops flooding



PART NO.	REF. NO.	TYPE	SIZE	INNER	MASTER
3490-010	490-010	Steel Flanges	3"	1	50
3490-011	490-011	Steel Flanges	4"	1	50
3490-508	490-508	Brass Flanges	2"	1	50
3490-510	490-510	Brass Flanges	3"	1	50
3490-511	490-511	Brass Flanges	4"	1	50

PVC DRAIN RINGS AND COVERS



PART NO.	REF. NO.	TYPE	SIZE	MASTER
3492-016	492-016	Drain ring with cover	6"	30
3492-116	492-116	Drain ring only	6"	30
3492-216	492-216	Solid cover only	6"	90
3492-316	492-316	Slotted cover only	6"	90
3492-118	492-118	Drain ring only	8"	30
3492-218	492-218	Solid cover only	8"	60
3492-318	492-318	Slotted cover only	8"	60

TEST PLUGS

- Rubber gaskets
- Engineered and designed for maximum gripping power in all types of pipe

- Large wing nuts for easy operation



PART NO.	REF. NO.	SIZE	INNER	MASTER
3154-007	154-007	1 1/2"	6	36
3154-008	154-008	2"	6	36
3154-010	154-010	3"	6	36
3154-011	154-011	4"	6	36
3154-012	154-012	5"	1	40
3154-013	154-013	6"	1	36

ACCESS PANELS

- Fast and efficient installation
- No framing or tools required

- Paintable
- Made in Canada



PART NO.	REF. NO.	TYPE	SIZE	MASTER
3156-708	156-708	Plastic	8" x 8"	10
3156-712	156-712	Plastic	12" x 12"	10

Plumbing Specialties

FLOOR AND CEILING PLATES

- Chrome plated heavy steel split flange



PART NO.	REF. NO.	TYPE	SIZE	INNER	MASTER
3158-002	158-002	Iron Pipe Size	3/8"	12	288
3158-003	158-003	Iron Pipe Size	1/2"	12	288
3158-004	158-004	Iron Pipe Size	3/4"	12	288
3158-005	158-005	Iron Pipe Size	1"	12	288
3158-006	158-006	Iron Pipe Size	1 1/4"	12	288
3158-007	158-007	Iron Pipe Size	1 1/2"	12	288
3158-008	158-008	Iron Pipe Size	2"	6	144
3158-503	158-503	Copper Tube Size	1/2"	12	288
3158-504	158-504	Copper Tube Size	3/4"	12	288
3158-505	158-505	Copper Tube Size	1"	12	288
3158-506	158-506	Copper Tube Size	1 1/4"	12	288
3158-507	158-507	Copper Tube Size	1 1/2"	12	288

TRAP CONNECTORS

- Brass slip ring

- Chrome plated die cast nut



PART NO.	REF. NO.	TYPE	SIZE	INNER	MASTER
3158-866	158-866	Slip x Male †	1 1/4" x 1 1/4"	12	72
3158-876	158-876	Slip x Male †	1 1/4" x 1 1/2"	12	72
3158-877	158-877	Slip x Male †	1 1/2" x 1 1/2"	12	72
† Male end I.D. machined for copper sweat installation					
3158-966	158-966	Slip x Female	1 1/4" x 1 1/4"	12	72
3158-976	158-976	Slip x Female	1 1/4" x 1 1/2"	12	72
3158-977	158-977	Slip x Female	1 1/2" x 1 1/2"	12	72
3158-806	158-806	Slip ring only	1 1/4"	12	72
3158-807	158-807	Slip ring only	1 1/2"	12	72

PVC UNIONS

- For both Schedule 40 & Schedule 80 pipe
- Threaded ends comply with ANSI B1.20.1

- Rated at 150 PSI at 73°F
- Solvent ends comply with ASTM D2466



PART NO.	REF. NO.	TYPE	SIZE	INNER	MASTER
3164-103	164-103	Threaded	1/2"	12	96
3164-104	164-104	Threaded	3/4"	12	72
3164-105	164-105	Threaded	1"	12	60
3164-106	164-106	Threaded	1 1/4"	6	48
3164-107	164-107	Threaded	1 1/2"	6	36
3164-108	164-108	Threaded	2"	6	24
3164-603	164-603	Solvent	1/2"	12	96
3164-604	164-604	Solvent	3/4"	12	72
3164-605	164-605	Solvent	1"	12	60
3164-606	164-606	Solvent	1 1/4"	6	48
3164-607	164-607	Solvent	1 1/2"	6	36
3164-608	164-608	Solvent	2"	6	24

Plumbing Specialties

DIELECTRIC UNIONS

- Prevents electrolysis or galvanic action when connecting dissimilar materials
- Threaded ends comply with ANSI B1.20.1
- For use with water up to 210°F
- Solder ends comply with ANSI B16.18



PART NO.	REF. NO.	TYPE	SIZE	INNER	MASTER
3168-003	168-003	Female x Solder	1/2"	10	100
3168-004	168-004	Female x Solder	3/4"	10	100
3168-005	168-005	Female x Solder	1"	10	80
3168-006	168-006	Female x Solder	1 1/4"	10	40
3168-007	168-007	Female x Solder	1 1/2"	5	30
3168-008	168-008	Female x Solder	2"	5	20
3168-094	168-094	Female x Solder	3/4" x 1/2"	10	100
3167-004	167-004	Male x Solder	3/4"	25	100
3167-094	167-094	Male x Solder	3/4" x 1/2"	25	100

TEFLON TAPE

- Pipe thread tape made of virgin Teflon®
- Provides a strong tight seal for any threaded joints and permits easy disassembly
- Yellow gas seal tape is ULC listed
- Pink plumber's tape is high quality



PART NO.	REF. NO.	TYPE	SIZE	INNER	MASTER
3213-103	213-103UPC	White, standard	1/2" x 480"	100	500
3213-480	213-480	White, .4 density, dispenser pack	1/2" x 480"	100	300
3203-480	203-480	Yellow, 1.2 density, ULC approved	1/2" x 480"	100	600
3204-240	204-240	Pink, 1.2 density	1/2" x 240"	100	600

TWO HOLE TUBE STRAPS

- Solid copper or copper clad, Made in Canada
- Shipped in polybags with 2 nails per strap



PART NO.	REF. NO.	TYPE	SIZE	INNER	MASTER
3214-103	214-103	Solid Copper	1/2"	100	1000
3214-104	214-104	Solid Copper	3/4"	100	500
3214-203	214-203	Copper Clad	1/2"	100	1000
3214-204	214-204	Copper Clad	3/4"	100	500

FITTING, TUBE & ACID BRUSHES



PART NO.	REF. NO.	TYPE	SIZE	MASTER
3561-003	561-003	Fitting brush	1/2"	36
3561-004	561-004	Fitting brush	3/4"	36
3564-003	564-003	Round tube brush	1/2"	36
3564-004	564-004	Round tube brush	3/4"	36
3565-001	565-001	4 in 1 fitting & tube brush	1/2" and 3/4"	12
3216-101	216-101	1" Economy Brush - Wood Handle	1"	36
3216-201	216-201	Acid Brush - Metal handle	1/4"	48
3216-301	216-301	Acid Brush - Metal handle	3/8"	48



PLUMBER'S SANDCLOTH

PART NO.	REF. NO.	SIZE	MASTER
3566-004	566-004	Aluminum oxide, 120 grit	100
3568-001	568-001	Open mesh, 180 grit	100



WATER HEATER EARTHQUAKE RESTRAINTS

- "Quick Strap" is the most tested and recognized water heater restraint
- Supports up to 80 gallon water heaters
- Galvanized steel strap, with hardware

PART NO.	REF. NO.	TYPE	MASTER
3221-050	221-050	QS-50 water heater restraint	15



PEXRITE BRACKETS

- Galvanized pipe support bracket with 1 3/8" keyed holes

PART NO.	REF. NO.	TYPE	SIZE	MASTER
3221-103	221-103	Galvanized bracket	20"	50



PEXRITE TURN-OUTS

- Eliminates in-wall fittings, concealed joints
- Provides 360 turning radius in PEXRITE brackets
- Installs directly to stud

PART NO.	REF. NO.	TYPE	SIZE	MASTER
3221-704	221-704	PEXRITE turn-out	1/2"	100



HOLDRITE INSERTS

- Ideal for metal studs with PEX, copper and CPVC tubing
- Fits in 1 3/8" or 1 1/32" holes
- Flame-rated per UL-94-V2 standards

PART NO.	REF. NO.	TYPE	SIZE	MASTER
3221-404	221-404	HOLDRITE Insert	1/2" CTS	100
3221-405	221-405	HOLDRITE Insert	1/2" CTS	100



HANDIPLUGS

- For temporary closure of threaded fittings after tub & shower faucet rough-in
- Self sealing
- Will not mark or chip bathtubs or showers

PART NO.	REF. NO.	TYPE	SIZE	MASTER
3222-003	222-003	Handiplug	1/2" x 5"	100
3222-500	222-500	Counter display - English		
3222-600	222-600	Counter display - French		



SUMP PUMP & SEWAGE PUMP CHECK VALVES

- Each valve shipped complete with two flexible couplings and four corrosion resistant clamps
- Made in the U.S.A.
- For schedule 40 plastic, DWV, black or galvanized pipe

PART NO.	REF. NO.	TYPE	SIZE	MASTER
3240-150	240-150	Sump Pump Check Valve	1 1/4" - 1 1/2"	48
3240-200	240-200	Sewage Pump Check Valve	2"	24

FLEXIBLE GAS CONNECTORS - STAINLESS STEEL


- 7/8" O.D. corrugated stainless steel tubing
- Safely connects appliances to gas supply
- Design certified for indoor and outdoor use, complies with CSA 6.10, CSA 6.27, CSA B149.1
- Complete with plated steel end fittings
- Made in U.S.A.



PART NO.	REF. NO.	TYPE	SIZE	MASTER
3280-018	280-018	18"	3/4" F.I.P.	25
3280-024	280-024	24"	3/4" F.I.P.	25
3280-036	280-036	36"	3/4" F.I.P.	25
3280-048	280-048	48"	3/4" F.I.P.	25
3280-060	280-060	60"	3/4" F.I.P.	12
3280-072	280-072	72"	3/4" F.I.P.	12
3280-112	280-112	12"	1/2" M.I.P.	25
3280-118	280-118	18"	1/2" F.I.P.	25
3280-124	280-124	24"	1/2" F.I.P.	25
3280-136	280-136	36"	1/2" F.I.P.	25
3280-148	280-148	48"	1/2" F.I.P.	25
3280-160	280-160	60"	1/2" F.I.P.	12
3280-172	280-172	72"	1/2" F.I.P.	12
<hr/>				
3282-001	282-001	End fitting only	1/2" F.I.P.	25
3282-002	282-002	End fitting only	3/4" F.I.P.	25
3282-003	282-003	End fitting only	1/2" M.I.P.	25
3282-004	282-004	End fitting only	3/4" M.I.P.	25

DUCT TAPE

- Silver cloth duct tape, single coated with a rubber pressure sensitive adhesive
- Individually wrapped rolls
- General purpose or contractor grade
- Made in Canada



PART NO.	REF. NO.	TYPE	SIZE	MASTER
3389-100	389-100	General purpose, 7 Mil	48mm x 55m (2" x 60 yard)	24
3389-900	389-900	Contractor grade, 11 Mil	48mm x 55m (2" x 60 yard)	24

ALUMINUM FOIL TAPE

- Used on insulation board and batts to maintain the integrity of the vapour barrier
- Service temperatures of 0°F to 150°F
- Can be used on irregular and curved surfaces



PART NO.	REF. NO.	TYPE	SIZE	MASTER
3379-150	379-150	1.5 Mil	2" x 50 yard	24
3379-200	379-200	2.0 Mil, UL approved	2" x 50 yard	24

ROOF FLASHINGS


- Heavy duty, extra thick EPDM construction
- For copper, plastic or cast iron pipe
- Full 20" x 20" apron, double seal collar
- Accommodates 2-12 through 6-12 pitch roofs



PART NO.	REF. NO.	TYPE	SIZE	MASTER
3388-001	388-001	Flexible EPDM	1 1/2"	18
3388-002	388-002	Flexible EPDM	2"	18
3388-003	388-003	Flexible EPDM	3"	18
3388-004	388-004	Flexible EPDM	4"	18

SHOWER PAN LINER - ROLLS

- Flexible polyvinylchloride (PVC) grey sheet
- 30 ml thick, continuously marked on the roll



PART NO.	REF. NO.	TYPE	MASTER
3397-400	397-400	4 ft wide x 50 ft long	I
3397-500	397-500	5 ft wide x 40 ft long	I

TOUCH-UP PAINT - BRUSH TOP BOTTLES

- Ideal for sinks, bathtubs and appliances
- Computer matched for colour accuracy
- Manufactured in Canada
- Available in American Standard, Crane colours
- Skin packed in 15 ml brush-top bottles



PART NO.	REF. NO.	TYPE	PART NO.	REF. NO.	TYPE
American Standard			Crane		
3475-001	475-001	White	3476-001	476-001	White
3475-002	475-002	Bone	3476-002	476-002	Antique White
3475-003	475-003	Silver Grey	3476-003	476-003	Platinum Grey
3475-004	475-004	Fawn Beige	3476-004	476-004	Sky Blue
3475-005	475-005	Dresden Blue	3476-005	476-005	Sea Spray
3475-006	475-006	Saffron Yellow	3476-006	476-006	Shell Pink
3475-007	475-007	Willowmist	3476-007	476-007	Avocado
3475-008	475-008	Marigold	3476-008	476-008	Aztec Gold
3475-009	475-009	Coralin	3476-009	476-009	Moka
3475-011	475-011	Regency Blue	3476-010	476-010	Lavender
3475-012	475-012	Manchu Yellow	3476-011	476-011	Jasmine
3475-013	475-013	Bayberry	3476-012	476-012	Aquamarine
3475-014	475-014	Venetian Pink	3476-013	476-013	Desert Sand
3475-015	475-015	Surf Green			
3475-016	475-016	Aegean Mist			
3475-017	475-017	Orchid			
3475-018	475-018	Jewel Turquoise			
Appliances					
3477-001	477-001	White			
3477-002	477-002	Harvest Gold			
3477-003	477-003	Almond			
3477-004	477-004	Avocado			

TRANSITION COUPLINGS - ABS TO COPPER



PART NO.	REF. NO.	TYPE	SIZE	MASTER
3493-007	493-007	ABS to copper DWV	1 1/2"	24
3493-008	493-008	ABS to copper DWV	2"	12
3493-010	493-010	ABS to copper DWV	3"	6



SILICONE RUBBER SEALANT

- 100% silicone rubber bathtub caulk
- Resists mildew, waterproof seal, made in Canada

PART NO.	REF. NO.	TYPE	SIZE	MASTER
3513-001	513-001	Clear	305 ml Cartridge	12
3513-002	513-002	White	305 ml Cartridge	12
3513-003	513-003	Almond	305 ml Cartridge	12
3513-004	513-004	Grey	305 ml Cartridge	12
3514-001	514-001	Clear	90 ml Tube	12
3514-002	514-002	White	90 ml Tube	12



JUST FOR COPPER GLUE

- Solderless copper bonding
- Non-flammable, non-toxic, odorless and tasteless
- Tested to 1000 PSI, rated to 500 PSI
- Temperature range of -40°C to 120°C

PART NO.	REF. NO.	TYPE	SIZE	MASTER
3576-010	576-010	Standard	10 gram	12
3576-050	576-050	Standard	50 gram	12
3576-950	576-950	PRO version	50 gram	12



SUSPENSION STRAP - COILS

- Perforated to accept nails or bolts, 3/4" wide
- Available in variety of finishes & lengths, boxed

PART NO.	REF. NO.	TYPE	SIZE	INNER	MASTER
3611-010	611-010	Steel	10 FT	1	24
3611-025	611-025	Steel	25 FT	1	10
3611-100	611-100	Steel	100 FT	1	5
3613-010	613-010	Galvanized Steel	10 FT	1	24
3613-025	613-025	Galvanized Steel	25 FT	1	10
3613-100	613-100	Galvanized Steel	100 FT	1	5
3615-010	615-010	Solid Copper	10 FT	1	24
3615-025	615-025	Solid Copper	25 FT	1	10
3615-100	615-100	Solid Copper	100 FT	1	5
3617-010	617-010	Copper Clad	10 FT	1	24
3617-025	617-025	Copper Clad	25 FT	1	10
3617-100	617-100	Copper Clad	100 FT	1	5



ICE MAKER / HUMIDIFIER INSTALLATION KITS

- Self piercing saddle valve
- Allows complete connection from water line to appliance
- 25' of tubing

PART NO.	REF. NO.	MASTER
3993-001	993-001	25



SADDLE VALVES

- Brass construction
- Outlet fits 1/4" copper or poly tubing
- For use on copper tubing from 3/8" to 1"

PART NO.	REF. NO.	TYPE	MASTER
3993-004	993-004	Self Piercing	200

Plumbing Specialties

EZ CONNECT ADAPTERS



- Brass construction, use on hot or cold water
- Swivel screw connection, no drilling or extra valves required
- Creates a branch outlet from any supply stop
- Use when installing an ice maker, dishwasher, under-the-counter water filter or any other appliance that uses 1/4" or 3/8" O.D. copper or plastic tubing

PART NO.	REF. NO.	SIZE	INNER	MASTER
3993-015	993-015RP	3/8" x 1/4"	10	80
3993-016	993-016RP	3/8" x 3/8"	10	80

DISHWASHER / ICE MAKER TEE BALL VALVES



- Forged brass
- Compression connections

PART NO.	REF. NO.	TYPE	SIZE	INNER	MASTER
1993-331	1993331	Ice maker T ball valve	5/8 OD x 1/4" OD	10	100
1993-332	1993332	Dishwasher T ball valve	5/8 OD x 3/8" OD	10	100

SHOWER ROD FLANGES



- Chrome plated, adjustable
- Rubber pads where flange contacts wall

PART NO.	REF. NO.	TYPE	INNER	MASTER
3993-003	993-003	Plastic	50	200
3993-013	993-013	Die cast zinc	50	100

SHOWER STALL ELBOWS



- Brass body
- For stable mounting of shower arm to shower stalls

PART NO.	REF. NO.	SIZE	INNER	MASTER
3993-113	993-113	1/2"	12	72

MOUNTING PLATES



- For all frost free wall hydrants and sillcocks

PART NO.	REF. NO.	MASTER
3993-117	993-117HC	15

TRAP VENTS



- Replaces any secondary plumbing vent protecting the traps of kitchen sinks, bathroom basins, tubs, showers or Lavewuses
- NSF certified

PART NO.	REF. NO.	TYPE	SIZE	MASTER
3995-001	995-001	Threaded	1 1/2"	50

Plumbing Specialties

WASHING MACHINE HOSES

- High pressure hose
- Burst strength 800 psi
- For hot and cold water
- Bulk pack or individually bagged with washers



PART NO.	REF. NO.	TYPE	LENGTH	MASTER
3250-004	250-004RP	Female x female, bagged	4 ft.	10
3250-005	250-005	Female x female, bulk	5 ft.	50
3250-905	250-005RP	Female x female, bagged	5 ft.	10
3250-006	250-006	Female x female, bulk	6 ft.	50
3250-906	250-006RP	Female x female, bagged	6 ft.	10
3250-008	250-008	Female x female, bulk	8 ft.	50
3250-908	250-008RP	Female x female, bagged	8 ft.	10
3250-010	250-010RP	Female x female, bagged	10 ft.	10
3250-012	250-012RP	Female x female, bagged	12 ft.	10
3250-015	250-015RP	Female x female, bagged	15 ft.	10
3250-105	250-105	Female x female 90° elbow, bulk	5 ft.	50
3250-195	250-105RP	Female x female 90° elbow, bagged	5 ft.	10
3250-106	250-106	Female x female 90° elbow, bulk	6 ft.	50
3250-196	250-106RP	Female x female 90° elbow, bagged	6 ft.	10
3250-108	250-108	Female x female 90° elbow, bulk	8 ft.	50
3250-198	250-108RP	Female x female 90° elbow, bagged	8 ft.	10
3250-305	250-305RP	Dishwasher inlet hose Fem. 90° elbow x 1/8" male	5 in.	10
3250-412	250-412	"Y" Mixer hose, bulk	12 in.	50
3250-912	250-412RP	"Y" Mixer hose, bagged	12 in.	10



HIGH PRESSURE DRAIN HOSE - DISPENSER CARTONS

- Smooth black finish, EPDM compound
- Polyester reinforced for maximum service life for all domestic & commercial pressure applications

PART NO.	REF. NO.	TYPE	LENGTH	MASTER
3251-001	251-001	5/8" I.D.	50 ft.	1
3251-002	251-002	7/8" I.D.	50 ft.	1



NON PRESSURE DRAIN HOSE

- Smooth black finish, EPDM compound

PART NO.	REF. NO.	TYPE	LENGTH	MASTER
3251-101	251-101	15/16" I.D.	50 ft.	1



PREFORMED DRAIN HOSE

PART NO.	REF. NO.	TYPE	SIZE	MASTER
3251-305	251-305RP	Hook hose - rubber	5 ft.	10
3251-606	251-606RP	Corrugated plastic	6 ft.	10

MAID-O-MIST



NO. 66, 67 AND 68 AUTO-VENT AND ACCESSORIES

- No air chamber required
- Float-operated vents for installation on convactor radiators, baseboard radiation, & radiant panels
- Designed for use where space is limited
- For use on systems with pressures up to 50 lbs

PART NO.	REF. NO.	MAID-O-MIST #	DESCRIPTION	MASTER
6350-001	350-001	#67	1/8" I.P. male connection, 50 psi	40
6350-002	350-002	#66	1/8" I.P. male connection, 50 psi	40
6350-003	350-003	#68	1/4" I.P. male connection, 50 psi	40
6350-020	350-020	#7A	Connector for Safe Waste	30
6350-201	350-201	#67AS, with auto shutoff	1/8" I.P. male connection, 50 psi	20
6350-888	350-888		Caps for air vents	20
6350-999	350-999	#9AS	"Shortstop" Auto Shutoff for # 66, 67 & 68	20



NO. 7 SERIES AUTO-VENTS

- For continuous venting of hot water heating systems and chilled water cooling systems
- The No. 7 Series Auto-Vents are reliable automatic air eliminating valves for concealed radiators, pipe lines, tanks, and other devices
- Install on mains, pipe lines, unit heaters, chillers, convectors, radiant panels, and coils

PART NO.	REF. NO.	MAID-O-MIST #	DESCRIPTION	MASTER
6350-004	350-004	#7	1/8" I.P. female connection, 75 psi	100
6350-005	350-005	#71	1/4" I.P. male connection, 150 psi	100
6350-006	350-006	#74	1/4" I.P. female connection, 150 psi	100
6350-007	350-007	#75	1/2" female, 3/4" male I.P. combination, 150 psi	100
6350-008	350-008	#77	1/8" I.P. female, 1/8" female side, 75 psi	12
6350-009	350-009	#78	1/8" I.P. male connection, 75 psi	100



NO 27 AND 37 AUTO-VENTS

- For automatically venting radiators, convectors, fan coil units, or baseboard radiation
- No air chamber is necessary

PART NO.	REF. NO.	MAID-O-MIST #	DESCRIPTION	MASTER
6350-010	350-010	#27	1/8" I.P. female side connection, 50 psi	100
6350-011	350-011	#37	1/8" I.P. male bottom connection, 50 psi	100

MAID-O-MIST

NO. 72 AUTO-VENTS

- For vertical or horizontal mounting
- For convectors, baseboard and free-standing radiation
- Expansion type



PART NO.	REF. NO.	MAID-O-MIST #	DESCRIPTION	MASTER
6350-012	350-012	#72	1/8" I.P. male connection, 75 psi	24



NO. 95 PUSH-BUTTON MANUAL VENT

- Designed for use on free-standing or baseboard radiators, convectors, or high points in a hot water heating system where air tends to collect.

PART NO.	REF. NO.	MAID-O-MIST #	DESCRIPTION	MASTER
6350-014	350-014	#95	50 psi	24

FLOAT CONTROL VALVES

- Precision designed to fill requirements for humidifying units, pan fillers, air conditioning equipment, evaporative coolers and other application where dependable water level control is essential in limited space to meet various operating conditions



PART NO.	REF. NO.	MAID-O-MIST #	DESCRIPTION	MASTER
6350-013	350-013	#52	Red brass float, 1 gallon per minute capacity	12
6350-018	350-018	#85	"Water Boy" Safety Feeder	12
6350-019	350-019	#51	Plastic float, 1/2 gallon per minute capacity	12
6350-021	350-021	#59	Plastic float, 1/2 gallon per minute capacity	12
6350-913	350-013F		Float only for #52	20

MAID-O-MIST - "JACOBUS" STEAM VENTS

- Self-adjusting thermostatic control
- Reduces radiator noise
- Assures even heat distribution
- Float to prevent water escape
- Lowers fuel consumption & costs



PART NO.	REF. NO.	MAID-O-MIST #	TYPE	PIPE SIZE	VENT SIZE	MASTER
6351-501	351-501	#4	Angle	1/8"	.040"	12
6351-502	351-502	#5	Angle	1/8"	.070"	12
6351-503	351-503	#5	Straight	1/8"	.070"	12
6351-504	351-504	#5	Straight	1/4"	.070"	12
6351-505	351-505	#6	Angle	1/8"	.0935"	12
6351-506	351-506	#6	Straight	1/8"	.0935"	12
6351-507	351-507	#6	Straight	1/4"	.0935"	12
6351-508	351-508	C	Angle	1/8"	.1285"	12
6351-509	351-509	C	Straight	1/8"	.1285"	12
6351-510	351-510	C	Straight	1/4"	.1285"	12
6351-511	351-511	D	Angle	1/8"	.1850"	12
6351-512	351-512	D	Straight	1/8"	.1850"	12
6351-513	351-513	D	Straight	1/4"	.1850"	12
6351-901	351-901	#1	Straight Main Vent	1/2"x3/4"	.1850"	12

W.H. HARVEY

NO-SEEP® WAX GASKETS - WITH FLANGE



PART NO.	REF. NO.	DESCRIPTION	MASTER
7500-001	500-001	NO-SEEP No. 1 standard wax, fits 3" & 4" lines, for floor closet bowls only	24
7500-003	500-003	NO-SEEP No. 3 urethane wax, extra thick, fits 3" & 4" lines, for floor closet bowls only.	24
7500-010	500-010	NO-SEEP No. 10 standard wax, extra thick 40% more wax for more positive seal	24



BOL-WAX® GASKETS

PART NO.	REF. NO.	DESCRIPTION	MASTER
7501-000	501-000	BOL-WAX No. 2 economy 6 ounce for floor closet bowls	48
7501-001	501-001	BOL-WAX No. 1 standard 8 ounce, for floor closet bowls	48
7501-005	501-005	BOL-WAX No. 5 urethane wax, extra thick, fits 3" & 4" lines, wall or floor bowls	24
7501-006	501-006	BOL-WAX No. 6 urethane wax, fits 2" urinal outlet	24



BIN BOXES

- White corrugated board

PART NO.	REF. NO.	SIZE	MASTER
7503-001	503-001	2" x 12" x 4"	24
7503-002	503-002	4" x 12" x 4"	24
7503-003	503-003	8" x 12" x 4"	24
7503-004	503-004	12" x 12" x 4"	24



HAND CLEANER - 3 grades

- Handy 15 fl. oz. (443 ml) unbreakable plastic dispenser bottles
- EZ WASH is professional strength with pumice
- CIT-GRIT is a biodegradable citrus hand cleaner with pumice
- POWER SCRUB with pumice is biodegradable and an excellent pipe cement and paint remover

PART NO.	REF. NO.	TYPE	SIZE	MASTER
7504-001	504-001	EZ WASH	15 fl. oz.	12
7504-002	504-002	CIT GRIT	15 fl. oz.	12
7504-003	504-003	POWER SCRUB	15 fl. oz.	12
7504-999	504-999	Assorted Display Pack	(4 of each)	12



THREAD CUTTING OIL

- Superior quality cutting oil specially formulated to give sharp clean threads and extend die life
- Can be used on stainless steel

PART NO.	REF. NO.	TYPE	SIZE	MASTER
7505-003	505-003	Dark - Bottle	1 quart	12
7505-004	505-004	Dark - Jug	1 gallon	6
7505-903	505-903	Clear - Bottle	1 quart	12
7505-904	505-904	Clear - Jug	1 gallon	6



T.F.E. PASTE - WHITE

- Thread lubricant and sealant
- Apply to clean male pipe threads on metals, PVC, CPVC, ABS, polypropylene and nylon
- Pure white. Non-hardening

PART NO.	REF. NO.	TYPE	SIZE	MASTER
7507-001	507-001	Hang-Tab Tube	1 fl. oz.	48
7507-003	507-003	Brushtop Bottle	4 fl. oz.	12
7507-004	507-004	Brushtop Bottle	1/2 pint	12
7507-005	507-005	Brushtop Bottle	1 pint	12



PIPE THREAD COMPOUND - GREY

- Thixotropic non-drip paste for pipe joint threads
- Never hardens, joints separate easily
- Prevents corrosion to threads
- Does not contain lead

PART NO.	REF. NO.	TYPE	SIZE	MASTER
7509-001	509-001	Hang-Tab Tube	2 oz.	144
7509-003	509-003	Brushtop Bottle	1 lb.	12



PIPE THREAD STICK

- Pipe thread compound in stick form
- Lubricates, seals and prevents rust & corrosion

PART NO.	REF. NO.	TYPE	SIZE	INNER	MASTER
7510-001	510-001	12 Sticks/Display	1 1/4 oz.	12	144



HARVEY'S TUB SEAL

- For sealing plumbing fixtures, showers and tile.
- Siliconized acrylic latex tub & tile caulk in bone or white
- Paintable with latex paint
- Siliconized to provide better adhesion, resistance to moisture and greater strength

PART NO.	REF. NO.	TYPE	SIZE	MASTER
7511-001	511-001	Cartridge - White	11 oz.	12
7512-001	512-001	Tube - White	5.5 fl. oz.	12
7512-002	512-002	Tube - Bone	5.5 fl. oz.	12



PLUMBER'S PUTTY - PROFESSIONAL GRADE

- Stainless, long lasting and easy to use
- Remains flexible, will not harden, shrink, crack or crumble even if can is left open
- For setting bowls, rims, strainers, faucets, etc.
- Not for use on marble or plastic

PART NO.	REF. NO.	TYPE	SIZE	MASTER
7515-001	515-001	Plastic Can	14 oz.	24
7515-002	515-002	Plastic Can	3 lb.	6
7515-003	515-003	Plastic Can	5 lb.	6


EPOXY PUTTY

- Hardens like steel in 20 minutes
- Can be used on leaky pipes or underwater.
- Stops leaks, makes repairs fast!

PART NO.	REF. NO.	TYPE	SIZE	MASTER
7516-001	516-001	Blister card	1 1/3 oz.	12
7516-002	516-002	Tube 12/display	4 oz.	12
7516-003	516-003	Display refill	2 oz.	12
7516-503	516-503	18 Tubes in display pack	2 oz.	18


FURNACE CEMENT

- For all coal or wood burning furnaces & stoves, withstands same temperatures as fire brick
- Compound resists high temperature and dries to a hard grey finish
- Repairs casting cracks - fills voids in and around furnace and stove parts

PART NO.	REF. NO.	TYPE	SIZE	MASTER
7517-001	517-001	Can	1/2 Pint	24
7517-002	517-002	Can	1 Pint	24
7517-003	517-003	Can	1 Quart	12
7517-501	517-501	Cartridge	10.3 fl. oz.	12

PIPE JOINT LUBRICANT

- For assembly of push-on type joints with rubber or synthetic rubber type gaskets
- Non Toxic, does not support the growth of bacteria

PART NO.	REF. NO.	TYPE	SIZE	MASTER
7518-001	518-001	Plastic can	908 g	6
7518-005	518-005	Plastic pail	3.63 kg	4


FAUCET & VALVE GREASE

- Resists high temperature, waterproof
- Apply to stems of faucets, valves, ball cocks, plungers, packings and washers

PART NO.	REF. NO.	TYPE	SIZE	MASTER
7519-001	519-001	Hang tab tube	1 fl. oz.	48
7519-501	519-501	Plastic can	1.7 fl. oz.	12


SOLDERING PASTE - LEAD FREE

- Safe for potable water supplies when used for lead free solder

PART NO.	REF. NO.	TYPE	SIZE	MASTER
7521-001	521-001	Can	50 ml	48
7521-002	521-002	Plastic can	118 ml	24
7521-003	521-003	Plastic can	236 ml	24
7521-004	521-004	Plastic can	473 ml	12

W.H. HARVEY

CLOSET BOLTS - BAG OF 2

- Each bag contains 2 closet bolts, 2 open acorn hex nuts, 2 oval N.P. washers & 2 plastic retainers



PART NO.	REF. NO.	TYPE	SIZE	MASTER
7525-001	525-001	Solid Brass Bolts	5/16" x 2 1/4"	50
7529-001	529-001	Brass Plated Steel Bolts	5/16" x 2 1/4"	50

CLOSET BOLTS - BULK BOX OF 100

- Each box contains 100 closet bolts packed loose in a carton, 100 open acorn hex nuts, and 100 oval N.P. washers



PART NO.	REF. NO.	TYPE	SIZE	MASTER
7527-001	527-001	Solid brass bolts	5/16" x 2 1/4"	100
7531-001	531-001	Brass plated steel bolts	5/16" x 2 1/4"	100

CLOSET SCREWS - BAG OF 2

- Each bag contains 2 closet screws, 2 closed brass N.P. acorn hex nuts, and 2 heavy N.P. washers



PART NO.	REF. NO.	TYPE	SIZE	MASTER
7533-001	533-001	Solid brass screws	5/16" x 2 1/2"	50
7535-001	535-001	Brass plated steel bolts	5/16" x 2 1/2"	50

TOILET TANK LINER KITS

- Complete kit includes pre-cut styrofoam insulation, large tube of adhesive, & instructions



PART NO.	REF. NO.	MASTER
7537-001	537-001	5

COLD WEATHER FAUCET COVER

- Insulates outdoor faucets in cold weather
- Made from 5/8" expanded polystyrene



PART NO.	REF. NO.	MASTER
7538-001	538-001	5

IRON & RUST STAIN REMOVER

- Safe for plumbing and septic systems
- Cleans water systems, dishwashers, toilets, sinks, washing machines and more



PART NO.	REF. NO.	TYPE	MASTER
7540-001	540-001	18 oz. plastic bottle	12
7540-002	540-002	5 lb. plastic bottle	6

FIBERGLASS CLEANER

- Formulated for cleaning molded fiberglass bathtubs & showers, boats or any fiberglass surface



PART NO.	REF. NO.	TYPE	MASTER
7541-001	541-001	15 fl. oz. plastic bottle	12

ROOT DESTROYER

- Removes roots from sewer pipes, harmless to trees, shrubs & septic tanks when used as directed



PART NO.	REF. NO.	TYPE	MASTER
7542-001	542-001	2 lb. bag in plastic cup	6


LIQUID DRAIN CLEANER

- *Splash control bottle, clears drains from sinks to sewer, septic tank or cesspool*
- *Dissolves all forms of waste matter, grease, hair, lint & paper*

PART NO.	REF. NO.	TYPE	MASTER
7543-003	543-003	1 quart plastic bottle	12
7543-004	543-004	1/2 gallon plastic bottle	6


LIQUID DRAIN CLEANER - DOUBLE STRENGTH

- *Splash control bottle, removes tough clogs fast*
- *Heavier than water so it goes right to the clog and starts working immediately*
- *Fast acting formula with corrosion inhibitor*
- *Will not harm plumbing fixtures, metal or plastic pipe, or septic systems*

PART NO.	REF. NO.	TYPE	MASTER
7544-003	544-003	1 quart plastic bottle	12
7544-004	544-004	1/2 gallon plastic bottle	6


GRANULAR DRAIN CLEANER/OPENER

- *Professional strength*
- *Regular use prevents slow drains, clogs and build-ups*
- *Cleans drains & removes sewer obstructions*
- *Non-acid formula will not harm metal or plastic pipes or septic systems*

PART NO.	REF. NO.	TYPE	MASTER
7544-502	544-502	1 lb. plastic bottle	12


ENZYME CLEANER

- *In liquid or granular form*
- *Contains safe, scientifically formulated strains of live bacteria*
- *Works great as a septic tank activator*

PART NO.	REF. NO.	TYPE	MASTER
7545-003	545-003	1 quart plastic bottle	12
7545-004	545-004	1/2 gallon plastic bottle	6
7545-502	545-502	1 lb. plastic jar	12


CABLE SAW FOR PLASTIC PIPE

- *Comfortable plastic hand grips*
- *Cuts through any kind of plastic pipe*
- *27" stainless steel cable*

PART NO.	REF. NO.	MASTER
7548-001	548-001	12

GENUINE SLOAN FLUSH VALVE REPAIR PARTS

PART NO.	REF. NO.	TYPE	MASTER
7575-001	575-001	A-156A Diaphragm - card	6
7575-002	575-002	A-15-A Molded disc - card	12
7575-003	575-003	A-36-A Closet inside parts kit - card	6
7575-004	575-004	A-37-A Urinal inside parts kit - card	6
7575-005	575-005	A-38-A Water saver closet parts kit - card	6
7575-006	575-006	A-19-AC Closet relief valve - card	6
7575-007	575-007	A-19-AU Urinal relief valve - card	6
7575-008	575-008	B-32-A Handle assembly - header bag	6
7575-009	575-009	B-50-A Handle repair kit - card	12
7575-010	575-010	H-541-AA 1" S.D. Stop repair kit - card	6
7575-011	575-011	H-543-AA 3/4" S.D. Stop repair kit - card	6
7575-012	575-012	V-500-AA 3/4" x 9" Urinal vacuum breaker kit - Bag	6
7575-013	575-013	V-500-AA 1 1/2" x 9" Closet vacuum breaker kit - bag	6
7575-014	575-014	V-551-A Vacuum breaker repair kit - card	6
7575-015	575-015	Deodorizing urinal screen 10 3/4" x 9" - bag	6
7575-016	575-016	#110 Closet flush valve - box	1
7575-017	575-017	#186 Urinal flush valve - box	1
7575-018	575-018	A-163-A Guide	12
7575-019	575-019	B-39 Seal	12
7575-020	575-020	A-56-A Diaphragm with A-29	12
7575-021	575-021	A-56-AA Diaphragm repair kit with A-29	6
7575-022	575-022	A-156-AA Diaphragm repair kit	6
7575-023	575-023	H-573 1" Cap CP	1
7575-024	575-024	H-582 3/4" Cap CP	1
7575-025	575-025	S-60-AU Piston assembly with S-21	1
7575-026	575-026	S-14-A Molded cup	12
7575-027	575-027	S-14-AA Crown/naval closet urinal washer set	6
7575-028	575-028	S-20 Relief valve seat	12
7575-029	575-029	S-123-A Main seat	6
7575-030	575-030	V-101-A Vacuum breaker repair kit	1
7575-031	575-031	V-500-A Vacuum breaker complete 1 1/2" x 31/16"	1
7575-032	575-032	G-101-A GEM Urinal piston	1
7575-033	575-033	G-111-A GEM Closet piston	1
7575-034	575-034	G-36-A GEM C.P. Handle assembly	1
7575-035	575-035	K-60-A Piston assembly with S-123-A	1



FITTINGS AND NIPPLES



FITTINGS AND NIPPLES

PAGE

COPPER TUBE - COILS 4-2

DROP EAR ELBOWS 4-3

PIPE FITTINGS

BAR STOCK 4-2

BLACK MALLEABLE IRON 4-9, 4-10

GALVANIZED MALLEABLE IRON 4-7, 4-8

PEX 4-1

PRE-SOLDERED COPPER 4-2

THREADED BRONZE 4-3, 4-4

PIPE COUPLINGS - GALVANIZED STEEL 4-12

PIPE NIPPLES

BLACK STEEL 4-13, 4-14

GALVANIZED STEEL 4-11, 4-12

PVC 4-6

THREADED BRONZE 4-5, 4-6

Fittings & Nipples

PEX FITTINGS

• Brass insert fittings, for use with cross-linked polyethylene (PEX) tubing

• CSA certified to the requirements of NSF/ANSI 61-4



PART NO.	REF. NO.	TYPE	SIZE	INNER	MASTER
9276-003	276-003	Coupling	1/2"	50	1000
9276-004	276-004	Coupling	3/4"	25	500
9276-005	276-005	Coupling	1"	25	300
9276-043	276-043	Coupling	3/4" x 1/2"	50	500
9276-054	276-054	Coupling	1" x 3/4"	50	400
9277-033	277-033	Elbow 90°	1/2"	50	750
9277-044	277-044	Elbow 90°	3/4"	25	500
9277-055	277-055	Elbow 90°	1"	25	200
9277-933	277-933	Drop ear elbow	1/2"	25	200
9278-333	278-333	Tee	1/2"	50	500
9278-433	278-433	Tee	3/4" x 1/2" x 1/2"	25	250
9278-434	278-434	Tee	3/4" x 1/2" x 3/4"	25	250
9278-443	278-443	Tee	3/4" x 3/4" x 1/2"	25	250
9278-444	278-444	Tee	3/4"	25	250
9278-535	278-535	Tee	1" x 1/2" x 1"	25	200
9278-544	278-544	Tee	1" x 3/4" x 1"	25	200
9278-545	278-545	Tee	1" x 3/4" x 3/4"	25	200
9278-553	278-553	Tee	1" x 1" x 1/2"	25	200
9278-554	278-554	Tee	1" x 1" x 3/4"	25	200
9278-555	278-555	Tee	1"	25	200
9279-003	279-003	Plug	1/2"	100	2000
9279-004	279-004	Plug	3/4"	50	1000
9279-005	279-005	Plug	1"	50	500
9281-033	281-033	Male adapter	1/2"	25	400
9281-034	281-034	Male adapter	1/2" x 3/4"	25	250
9281-043	281-043	Male adapter	3/4" x 1/2"	25	300
9281-044	281-044	Male adapter	3/4"	25	300
9281-054	281-054	Male adapter	1" x 3/4"	25	150
9281-055	281-055	Male adapter	1"	25	150
9283-033	283-033	Female adapter	1/2"	25	400
9283-034	NEW	Female adapter	1/2" x 3/4"	25	250
9283-043	283-043	Female adapter	3/4" x 1/2"	25	250
9283-044	283-044	Female adapter	3/4"	25	250
9283-055	NEW	Female adapter	1"	25	150
9281-903	281-903	Male solder adapter	1/2"	50	1000
9281-904	281-904	Male solder adapter	3/4"	25	400
9281-905	281-905	Male solder adapter	1"	25	200
9283-903	283-903	Female solder adapter	1/2"	50	750
9283-904	283-904	Female solder adapter	3/4"	25	400
9283-905	NEW	Female solder adapter	1"	25	200
9283-603	NEW	PEX x PB adapter	1/2"	50	1000
9283-604	NEW	PEX x PB adapter	3/4"	25	500
9283-703	NEW	PEX x lavatory adapter	1/2" x 1/2" FIP	25	400
9283-704	NEW	PEX x lavatory adapter	3/4" x 3/4" FIP	10	150
9283-803	NEW	PEX x ballcock adapter	1/2" x 7/8" FIP	25	250
9284-003	284-003	Crimp ring	1/2"	100	2000
9284-004	284-004	Crimp ring	3/4"	100	1000
9284-005	284-005	Crimp ring	1"	50	500



Fittings & Nipples

BAR STOCK FITTINGS

• Brass alloy

• Individually bagged with bar code label

PART NO.	REF. NO.	TYPE	SIZE	INNER	MASTER
9472-003	9472003	Union	1/2"	25	300
9472-004	9472004	Union	3/4"	25	200
9472-103	9472103	Female adapter	1/2"	25	300
9472-104	9472104	Female adapter	3/4"	25	250
9472-132	9472132	Female adapter	1/2" x 3/8"	25	500
9472-131	9472131	Female adapter	1/2" x 1/4"	25	500
9472-134	9472134	Female adapter	1/2" x 3/4"	25	250
9472-143	9472143	Female adapter	3/4" x 1/2"	25	250
9472-203	9472203	Male adapter	1/2"	25	400
9472-204	9472204	Male adapter	3/4"	25	250
9472-232	9472232	Male adapter	1/2" x 3/8"	25	300
9472-231	9472231	Male adapter	1/2" x 1/4"	25	250
9472-234	9472234	Male adapter	1/2" x 3/4"	25	300
9472-243	9472243	Male adapter	3/4" x 1/2"	25	250

PRE-SOLDERED COPPER FITTINGS

• Individually bagged with bar code label

PART NO.	REF. NO.	TYPE	SIZE	INNER	MASTER
9442-003	9442003	Elbow 90°	1/2"	50	300
9442-004	9442004	Elbow 90°	3/4"	50	300
9442-103	9442103	Elbow 45°	1/2"	50	300
9442-104	9442104	Elbow 45°	3/4"	25	150
9442-203	9442203	Coupling	1/2"	50	300
9442-204	9442204	Coupling	3/4"	50	300
9442-243	9442243	Coupling	3/4" x 1/2"	50	300
9442-303	9442303	Cap	1/2"	50	300
9442-304	9442304	Cap	3/4"	25	150
9442-403	9442403	Tee	1/2"	50	300
9442-404	9442404	Tee	3/4"	25	150
9442-503	9442503	Female adapter	1/2"	50	300
9442-504	9442504	Female adapter	3/4"	25	150
9442-603	9442603	Male adapter	1/2"	50	300
9442-604	9442604	Male adapter	3/4"	25	150

COPPERTUBE COILS

• Refrigeration grade coils are manufactured to ASTM B-280

• Utility grade coils are manufactured to ASTM B-280

PART NO.	REF. NO.	TYPE	SIZE	MASTER
9445-125	NEW	Refrigeration grade	1/4" x 25 ft	10
9445-150	NEW	Refrigeration grade	1/4" x 50 ft	10
9445-225	NEW	Refrigeration grade	3/8" x 25 ft	10
9445-250	D06050	Refrigeration grade	3/8" x 50 ft	10
9445-325	NEW	Refrigeration grade	1/2" x 25 ft	5
9445-350	D08050	Refrigeration grade	1/2" x 50 ft	5
9443-101	9443101	Utility grade	1/4" x 10 ft	10
9443-251	9443251	Utility grade	1/4" x 20 ft	6
9443-255	NEW	Utility grade	1/4" x 25 ft	5
9443-102	9443102	Utility grade	3/8" x 10 ft	6
9443-252	9443252	Utility grade	3/8" x 20 ft	5
9443-355	NEW	Utility grade	3/8" x 25 ft	4
9443-310	NEW	Utility grade	1/2" x 10 ft	8
9443-320	NEW	Utility grade	1/2" x 20 ft	5
9443-325	NEW	Utility grade	1/2" x 25 ft	4

Fittings & Nipples

DROP EAR ELBOWS

- Cast brass

PART NO.	REF. NO.	TYPE	SIZE	MASTER
9440-030	440-030RP	Drop ear	1/2" FIP x 1/2" Solder	75



THREADED BRONZE PIPE FITTINGS

- All fittings are individually bar coded

- Threaded ends comply with ANSI B1.20

90° Elbows

PART NO.	REF. NO.	SIZE	INNER	MASTER
4450-000	450-000	1/8"	5	25
4450-001	450-001	1/4"	5	25
4450-002	450-002	3/8"	5	25
4450-003	450-003	1/2"	5	25
4450-004	450-004	3/4"	5	25
4450-005	550-005	1"	5	25
4450-006	450-006	1 1/4"	1	50
4450-007	550-007	1 1/2"	1	35
4450-008	450-008	2"	1	20

90° Reducing Elbows

PART NO.	REF. NO.	SIZE	INNER	MASTER
4550-020	550-020	3/8" x 1/8"	5	25
4450-021	450-021	3/8" x 1/4"	5	25
4450-032	450-032	1/2" x 3/8"	5	25
4450-043	450-043	3/4" x 1/2"	5	25
4450-054	450-054	1" x 3/4"	5	25

Couplings

PART NO.	REF. NO.	SIZE	INNER	MASTER
4454-000	454-000	1/8"	5	25
4454-001	454-001	1/4"	5	25
4454-002	454-002	3/8"	5	25
4454-003	454-003	1/2"	5	25
4454-004	454-004	3/4"	5	25
4454-005	454-005	1"	5	25
4454-006	454-006	1 1/4"	1	75
4454-007	454-007	1 1/2"	1	50
4454-008	454-008	2"	1	30

Reducer Couplings

PART NO.	REF. NO.	SIZE	INNER	MASTER
4454-020	454-020	3/8" x 1/8"	5	25
4454-021	454-021	3/8" x 1/4"	5	25
4454-032	454-032	1/2" x 3/8"	5	25
4454-042	454-042	3/4" x 3/8"	5	25
4454-043	454-043	3/4" x 1/2"	5	25
4454-053	454-053	1" x 1/2"	5	25
4454-054	454-054	1" x 3/4"	5	25
4454-076	454-076	1 1/2" X 1 1/4"	5	25

Hex Reducing Bushings

PART NO.	REF. NO.	SIZE	INNER	MASTER
4455-010	455-010	1/4" x 1/8"	5	25
4455-020	455-020	3/8" x 1/8"	5	25
4455-021	455-021	3/8" x 1/4"	5	25
4455-030	455-030	1/2" X 1/8"	5	25
4455-032	455-032	1/2" x 3/8"	5	25
4455-042	455-042	3/4" x 3/8"	5	25
4455-043	455-043	3/4" x 1/2"	5	25
4455-053	455-053	1" x 1/2"	5	25
4455-054	455-054	1" x 3/4"	5	25
4455-064	455-064	1 1/4" x 3/4"	1	120
4455-065	455-065	1 1/4" x 1"	1	120
4455-075	455-075	1 1/2" x 1"	1	120
4455-076	455-076	1 1/2" x 1 1/4"	1	120
4455-086	455-086	2" x 1 1/4"	1	65
4455-087	455-087	2" x 1 1/2"	1	65

45° Elbows

PART NO.	REF. NO.	SIZE	INNER	MASTER
4451-000	451-000	1/8"	5	25
4451-001	451-001	1/4"	5	25
4451-002	451-002	3/8"	5	25
4451-003	451-003	1/2"	5	25
4451-004	451-004	3/4"	5	25
4451-005	451-005	1"	5	25
4451-006	451-006	1 1/4"	1	50
4451-007	451-007	1 1/2"	1	40
4451-008	451-008	2"	1	25

90° Street Elbows

PART NO.	REF. NO.	SIZE	INNER	MASTER
4452-002	452-002	3/8"	5	25
4452-003	452-003	1/2"	5	25
4452-004	452-004	3/4"	5	25
4452-005	452-005	1"	5	25
4452-006	452-006	1 1/4"	1	40
4452-007	452-007	1 1/2"	1	35
4452-008	452-008	2"	1	20

Tees

PART NO.	REF. NO.	SIZE	INNER	MASTER
4453-000	453-000	1/8"	5	25
4453-001	453-001	1/4"	5	25
4453-002	453-002	3/8"	5	25
4453-003	453-003	1/2"	5	25
4453-004	453-004	3/4"	5	25
4453-005	553-005	1"	5	25
4453-006	453-006	1 1/4"	1	35
4453-007	553-007	1 1/2"	1	27
4453-008	453-008	2"	1	15



Fittings & Nipples

THREADED BRONZE PIPE FITTINGS


- All fittings are individually bar coded
- Threaded ends comply with ANSI B1.20

Pipe Caps



PART NO.	REF. NO.	SIZE	INNER	MASTER
4457-000	457-000	1/8"	5	25
4457-001	457-001	1/4"	5	25
4457-002	457-002	3/8"	5	25
4457-003	457-003	1/2"	5	25
4457-004	457-004	3/4"	5	25
4457-005	457-005	1"	5	25
4457-006	457-006	1 1/4"	1	100
4457-007	457-007	1 1/2"	1	100
4457-008	457-008	2"	1	70

Solid Pipe Plugs



PART NO.	REF. NO.	SIZE	INNER	MASTER
4458-000	458-000	1/8"	5	25
4458-001	458-001	1/4"	5	25
4458-002	458-002	3/8"	5	25
4458-003	458-003	1/2"	5	25
4458-004	458-004	3/4"	5	25
4458-005	458-005	1"	5	25

Cored Pipe Plugs

PART NO.	REF. NO.	SIZE	INNER	MASTER
4458-093	458-093	1/2"	5	25
4458-094	458-094	3/4"	5	25
4458-095	458-095	1"	5	25
4458-096	458-096	1 1/4"	5	25
4458-097	458-097	1 1/2"	5	25
4458-098	458-098	2"	5	25

Threaded Unions



PART NO.	REF. NO.	SIZE	INNER	MASTER
4459-000	459-000	1/8"	5	25
4459-001	459-001	1/4"	5	25
4459-002	459-002	3/8"	5	25
4459-003	459-003	1/2"	5	25
4459-004	459-004	3/4"	5	25
4459-005	459-005	1"	5	25
4459-006	459-006	1 1/4"	1	35
4459-007	459-007	1 1/2"	1	25
4459-008	459-008	2"	1	15

Fittings & Nipples

THREADED BRONZE PIPE NIPPLES

- Individually bar coded
- All items packaged in inner packs of 5 and master packs of 25
- Pipe threads comply with ANSI B1.20.1



1/8"

PART NO.	REF. NO.	LENGTH
4460-001	460-001	Close
4460-015	460-015	1 1/2"
4460-020	460-020	2"
4460-025	460-025	2 1/2"
4460-030	460-030	3"
4460-035	460-035	3 1/2"
4460-040	460-040	4"
4460-045	460-045	4 1/2"
4460-050	460-050	5"
4460-055	460-055	5 1/2"
4460-060	460-060	6"

1/2"

PART NO.	REF. NO.	LENGTH
4463-001	463-001	Close
4463-015	463-015	1 1/2"
4463-020	463-020	2"
4463-025	463-025	2 1/2"
4463-030	463-030	3"
4463-035	463-035	3 1/2"
4463-040	463-040	4"
4463-045	463-045	4 1/2"
4463-050	463-050	5"
4463-055	463-055	5 1/2"
4463-060	463-060	6"

1 1/4"

PART NO.	REF. NO.	LENGTH
4466-001	466-001	Close
4466-020	466-020	2"
4466-025	466-025	2 1/2"
4466-030	466-030	3"
4466-035	466-035	3 1/2"
4466-040	466-040	4"
4466-045	466-045	4 1/2"
4466-050	466-050	5"
4466-055	466-055	5 1/2"
4466-060	466-060	6"



1/4"

PART NO.	REF. NO.	LENGTH
4461-001	461-001	Close
4461-015	461-015	1 1/2"
4461-020	461-020	2"
4461-025	461-025	2 1/2"
4461-030	461-030	3"
4461-035	461-035	3 1/2"
4461-040	461-040	4"
4461-045	461-045	4 1/2"
4461-050	461-050	5"
4461-055	461-055	5 1/2"
4461-060	461-060	6"

3/4"

PART NO.	REF. NO.	LENGTH
4464-001	464-001	Close
4464-015	464-015	1 1/2"
4464-020	464-020	2"
4464-025	464-025	2 1/2"
4464-030	464-030	3"
4464-035	464-035	3 1/2"
4464-040	464-040	4"
4464-045	464-045	4 1/2"
4464-050	464-050	5"
4464-055	464-055	5 1/2"
4464-060	464-060	6"

1 1/2"

PART NO.	REF. NO.	LENGTH
4467-001	467-001	Close
4467-020	467-020	2"
4467-025	467-025	2 1/2"
4467-030	467-030	3"
4467-035	467-035	3 1/2"
4467-040	467-040	4"
4467-045	467-045	4 1/2"
4467-050	467-050	5"
4467-055	467-055	5 1/2"
4467-060	467-060	6"



3/8"

PART NO.	REF. NO.	LENGTH
4462-001	462-001	Close
4462-015	462-015	1 1/2"
4462-020	462-020	2"
4462-025	462-025	2 1/2"
4462-030	462-030	3"
4462-035	462-035	3 1/2"
4462-040	462-040	4"
4462-045	462-045	4 1/2"
4462-050	462-050	5"
4462-055	462-055	5 1/2"
4462-060	462-060	6"

1"

PART NO.	REF. NO.	LENGTH
4465-001	465-001	Close
4465-020	465-020	2"
4465-025	465-025	2 1/2"
4465-030	465-030	3"
4465-035	465-035	3 1/2"
4465-040	465-040	4"
4465-045	465-045	4 1/2"
4465-050	465-050	5"
4465-055	465-055	5 1/2"
4465-060	465-060	6"

2"

PART NO.	REF. NO.	LENGTH
4468-001	468-001	Close
4468-025	468-025	2 1/2"
4468-030	468-030	3"
4468-035	468-035	3 1/2"
4468-040	468-040	4"
4468-045	468-045	4 1/2"
4468-050	468-050	5"
4468-055	468-055	5 1/2"
4468-060	468-060	6"

Fittings & Nipples

PVC PIPE NIPPLES

- Can be used in both Schedule 40 and Schedule 80 pipe
- Pipe threads comply with ANSI B1.20.1



PART NO.	REF. NO.	SIZE	INNER	MASTER
3403-001	403-001	1/2 X CLOSE	10	500
3403-015	403-015	1/2 X 1 1/2	10	500
3403-020	403-020	1/2 X 2	10	500
3403-025	403-025	1/2 X 2 1/2	10	500
3403-030	403-030	1/2 X 3	10	250
3403-040	403-040	1/2 X 4	10	250
3403-060	403-060	1/2 X 6	10	250
3403-080	403-080	1/2 X 8	10	250
3403-100	403-100	1/2 X 10	10	250
3403-120	403-120	1/2 X 12	10	250
3403-180	403-180	1/2 X 18	1	50
3403-240	403-240	1/2 X 24	1	50
3404-001	404-001	3/4 X CLOSE	10	250
3404-020	404-020	3/4 X 2	10	250
3404-025	404-025	3/4 X 2 1/2	10	250
3404-030	404-030	3/4 X 3	10	250
3404-040	404-040	3/4 X 4	10	250
3404-060	404-060	3/4 X 6	10	120
3404-080	404-080	3/4 X 8	10	120
3404-100	404-100	3/4 X 10	10	120
3404-120	404-120	3/4 X 12	10	120
3404-180	404-180	3/4 X 18	1	25
3404-240	404-240	3/4 X 24	1	25
3505-020	505-020	1 X 2	10	250
3505-030	505-030	1 X 3	10	250
3405-060	405-060	1 X 6	10	250
3506-020	506-020	1 1/4 X 2	10	250
3506-030	506-030	1 1/4 X 3	10	250
3506-060	506-060	1 1/4 X 6	10	120
3506-080	506-080	1 1/4 X 8	10	40
3407-001	407-001	1 1/2 X CLOSE	10	250
3507-020	507-020	1 1/2 X 2	10	250
3507-040	507-040	1 1/2 X 4	10	120
3408-001	408-001	2 X CLOSE	10	250
3408-030	408-030	2 X 3	10	120
3408-040	408-040	2 X 4	10	120

Fittings & Nipples

GALVANIZED MALLEABLE IRON PIPE FITTINGS

- Malleable iron
- Pipe threads comply with ANSI B1.20.1
- Made to ANSI/ASTM A-197
- Individually bar coded, packed in bin boxes



90° Elbows

PART NO.	REF. NO.	SIZE	INNER	MASTER
5510-000	510-000HC	1/8"	25	450
5510-001	510-001HC	1/4"	25	450
5510-002	510-002HC	3/8"	25	450
5510-003	510-003HC	1/2"	75	300
5510-004	510-004HC	3/4"	50	200
5510-005	510-005HC	1"	15	120
5510-006	510-006HC	1 1/4"	8	64
5510-007	510-007HC	1 1/2"	10	40
5510-008	510-008HC	2"	8	32

90° Reducing Elbows

PART NO.	REF. NO.	SIZE	INNER	MASTER
5510-121	510-121HC	3/8" x 1/4"	25	450
5510-132	510-132HC	1/2" x 3/8"	25	450
5510-142	510-142HC	3/4" x 3/8"	15	270
5510-143	510-143HC	3/4" x 1/2"	15	270
5510-144	510-144HC	1" x 1/2"	15	120
5510-154	510-154HC	1" x 3/4"	15	120
5510-165	510-165HC	1 1/4" x 1"	8	64
5510-187	510-187HC	2" x 1 1/2"	8	32

45° Elbows

PART NO.	REF. NO.	SIZE	INNER	MASTER
5510-200	510-200HC	1/8"	25	450
5510-201	510-201HC	1/4"	25	450
5510-202	510-202HC	3/8"	25	450
5510-203	510-203HC	1/2"	10	180
5510-204	510-204HC	3/4"	10	180
5510-205	510-205HC	1"	5	90
5510-206	510-206HC	1 1/4"	5	90
5510-207	510-207HC	1 1/2"	5	40
5510-208	510-208HC	2"	8	32

90° Street Elbows

PART NO.	REF. NO.	SIZE	INNER	MASTER
5510-300	510-300HC	1/8"	25	450
5510-301	510-301HC	1/4"	25	450
5510-302	510-302HC	3/8"	10	180
5510-303	510-303HC	1/2"	45	360
5510-304	510-304HC	3/4"	25	200
5510-305	510-305HC	1"	15	120
5510-306	510-306HC	1 1/4"	8	64
5510-307	510-307HC	1 1/2"	10	40
5510-308	510-308HC	2"	8	32

Tees

PART NO.	REF. NO.	SIZE	INNER	MASTER
5510-600	510-600HC	1/8"	25	450
5510-601	510-601HC	1/4"	25	450
5510-602	510-602HC	3/8"	20	360
5510-603	510-603HC	1/2"	50	200
5510-604	510-604HC	3/4"	30	120
5510-605	510-605HC	1"	10	80
5510-606	510-606HC	1 1/4"	5	40
5510-607	510-607HC	1 1/2"	5	40
5510-608	510-608HC	2"	6	24

Reducing Tees

PART NO.	REF. NO.	SIZE	INNER	MASTER
5510-743	510-743HC	3/4" x 1/2"	45	180
5510-753	510-753HC	1" x 1/2"	10	80
5510-754	510-754HC	1" x 3/4"	10	80
5510-765	510-765HC	1 1/4" x 1"	5	40

Couplings

PART NO.	REF. NO.	SIZE	INNER	MASTER
5511-003	511-003HC	1/2" CROSS	45	90
5511-200	511-200HC	1/8"	25	450
5511-201	511-201HC	1/4"	25	450
5511-202	511-202HC	3/8"	25	450
5511-203	511-203HC	1/2"	80	320
5511-204	511-204HC	3/4"	10	180
5511-205	511-205HC	1"	20	160
5511-206	511-206HC	1 1/4"	15	120
5511-207	511-207HC	1 1/2"	6	48
5511-208	511-208HC	2"	4	32

Fittings & Nipples

GALVANIZED MALLEABLE IRON PIPE FITTINGS

- Malleable iron
- Pipe threads comply with ANSI B1.20.1
- Made to ANSI/ASTM A-197
- Individually bar coded, packed in bin boxes

Reducing Couplings

PART NO.	REF. NO.	SIZE	INNER	MASTER
5511-310	511-310HC	1/4" x 1/8"	25	450
5511-320	511-320HC	3/8" x 1/8"	30	540
5511-321	511-321HC	3/8" x 1/4"	30	540
5511-330	511-330HC	1/2" x 1/8"	30	540
5511-331	511-331HC	1/2" x 1/4"	30	540
5511-332	511-332HC	1/2" x 3/8"	30	540
5511-341	511-341HC	3/4" x 1/4"	20	360
5511-342	511-342HC	3/4" x 3/8"	20	360
5511-343	511-343HC	3/4" x 1/2"	40	320
5511-352	511-352HC	1" X 3/8"	40	120
5511-353	511-353HC	1" x 1/2"	10	180
5511-354	511-354HC	1" x 3/4"	30	120
5511-363	511-363HC	1 1/4" x 1/2"	5	90
5511-364	511-364HC	1 1/4" X 3/4"	25	75
5511-365	511-365HC	1 1/4" x 1"	5	90
5511-373	511-373HC	1 1/2" X 1/2"	20	60
5511-374	511-374HC	1 1/2" x 3/4"	4	72
5511-375	511-375HC	1 1/2" x 1"	4	72
5511-376	511-376HC	1 1/2" x 1 1/4"	4	72
5511-383	511-383HC	2" X 1/2"	21	42
5511-384	511-384HC	2" X 3/4"	21	42
5511-385	511-385HC	2" X 1"	14	28
5511-386	511-386HC	2" x 1 1/4"	5	40
5511-387	511-387HC	2" x 1 1/2"	5	40

Caps

PART NO.	REF. NO.	SIZE	INNER	MASTER
5511-400	511-400HC	1/8"	25	450
5511-401	511-401HC	1/4"	25	450
5511-402	511-402HC	3/8"	35	630
5511-403	511-403HC	1/2"	75	600
5511-404	511-404HC	3/4"	40	320
5511-405	511-405HC	1"	25	200
5511-406	511-406HC	1 1/4"	8	144
5511-407	511-407HC	1 1/2"	15	120
5511-408	511-408HC	2"	6	108

Floor Flanges

PART NO.	REF. NO.	SIZE	INNER	MASTER
5511-602	511-602HC	3/8"	20	160
5511-603	511-603HC	1/2"	20	160
5511-604	511-604HC	3/4"	20	160
5511-605	511-605HC	1"	15	120
5511-606	511-606HC	1 1/4"	12	96
5511-607	511-607HC	1 1/2"	12	96
5511-608	511-608HC	2"	6	48

Unions

PART NO.	REF. NO.	SIZE	INNER	MASTER
5511-700	511-700HC	1/8"	35	280
5511-701	511-701HC	1/4"	45	360
5511-702	511-702HC	3/8"	35	280
5511-703	511-703HC	1/2"	30	240
5511-704	511-704HC	3/4"	35	140
5511-705	511-705HC	1"	5	40
5511-706	511-706HC	1 1/4"	8	64
5511-707	511-707HC	1 1/2"	4	32
5511-708	511-708HC	2"	4	32

Plugs

PART NO.	REF. NO.	SIZE	INNER	MASTER
5511-800	511-800HC	1/8"	25	450
5511-801	511-801HC	1/4"	25	450
5511-802	511-802HC	3/8"	25	450
5511-803	511-803HC	1/2"	50	900
5511-804	511-804HC	3/4"	40	720
5511-805	511-805HC	1"	20	360
5511-806	511-806HC	1 1/4"	10	180
5511-807	511-807HC	1 1/2"	12	216
5511-808	511-808HC	2"	8	144

Hex Bushings

PART NO.	REF. NO.	SIZE	INNER	MASTER
5511-910	511-910HC	1/4" x 1/8"	35	630
5511-920	511-920HC	3/8" x 1/8"	35	630
5511-921	511-921HC	3/8" x 1/4"	35	630
5511-930	511-930HC	1/2" x 1/8"	30	540
5511-931	511-931HC	1/2" x 1/4"	40	720
5511-932	511-932HC	1/2" x 3/8"	40	720
5511-940	511-940HC	3/4" X 1/8"	50	300
5511-941	511-941HC	3/4" x 1/4"	75	600
5511-942	511-942HC	3/4" x 3/8"	75	600
5511-943	511-943HC	3/4" x 1/2"	75	600
5511-951	511-951HC	1" x 1/4"	25	450
5511-952	511-952HC	1" x 3/8"	25	450
5511-953	511-953HC	1" x 1/2"	25	450
5511-954	511-954HC	1" x 3/4"	25	450
5511-961	511-961HC	1 1/4" X 1/4"	12	216
5511-962	511-962HC	1 1/4" X 3/8"	12	216
5511-963	511-963HC	1 1/4" x 1/2"	12	216
5511-964	511-964HC	1 1/4" x 3/4"	12	216
5511-965	511-965HC	1 1/4" x 1"	12	216
5511-973	511-973HC	1 1/2" x 1/2"	10	180
5511-974	511-974HC	1 1/2" x 3/4"	10	180
5511-975	511-975HC	1 1/2" x 1"	10	180
5511-976	511-976HC	1 1/2" x 1 1/4"	10	180
5511-983	511-983HC	2" x 1/2"	5	90
5511-984	511-984HC	2" x 3/4"	5	90
5511-985	511-985HC	2" x 1"	5	90
5511-986	511-986HC	2" x 1 1/4"	5	90
5511-987	511-987HC	2" x 1 1/2"	5	90
5511-998	511-998HC	2 1/2" X 2"	5	90



Fittings & Nipples

BLACK MALLEABLE IRON PIPE FITTINGS

- Malleable iron
- Pipe threads comply with ANSI B1.20.1
- Made to ANSI/ASTM A-197
- Individually bar coded, packed in bin boxes



90° Elbows

PART NO.	REF. NO.	SIZE	INNER	MASTER
5520-000	520-000HC	1/8"	25	450
5520-001	520-001HC	1/4"	25	450
5520-002	520-002HC	3/8"	25	450
5520-003	520-003HC	1/2"	75	300
5520-004	520-004HC	3/4"	50	200
5520-005	520-005HC	1"	15	120
5520-006	520-006HC	1 1/4"	8	64
5520-007	520-007HC	1 1/2"	10	40
5520-008	520-008HC	2"	8	32

90° Reducing Elbows

PART NO.	REF. NO.	SIZE	INNER	MASTER
5520-132	520-132HC	1/2" x 3/8"	25	450
5520-143	520-143HC	3/4" x 1/2"	15	270
5520-144	520-144HC	1" x 1/2"	15	120
5520-154	520-154HC	1" x 3/4"	15	120

45° Elbows

PART NO.	REF. NO.	SIZE	INNER	MASTER
5520-200	520-200HC	1/8"	25	450
5520-201	520-201HC	1/4"	25	450
5520-202	520-202HC	3/8"	25	450
5520-203	520-203HC	1/2"	10	180
5520-204	520-204HC	3/4"	10	180
5520-205	520-205HC	1"	5	90
5520-206	520-206HC	1 1/4"	5	90
5520-207	520-207HC	1 1/2"	5	40
5520-208	520-208HC	2"	8	32

90° Street Elbows

PART NO.	REF. NO.	SIZE	INNER	MASTER
5520-300	520-300HC	1/8"	25	450
5520-301	520-301HC	1/4"	25	450
5520-302	520-302HC	3/8"	10	180
5520-303	520-303HC	1/2"	45	360
5520-304	520-304HC	3/4"	25	200
5520-305	520-305HC	1"	15	120
5520-306	520-306HC	1 1/4"	8	64
5520-307	520-307HC	1 1/2"	10	40
5520-308	520-308HC	2"	8	32

45° Street Elbows

PART NO.	REF. NO.	SIZE	INNER	MASTER
5520-503	520-503HC	1/2"	25	450

Bull Head Tees

PART NO.	REF. NO.	SIZE	INNER	MASTER
5520-334	520-334HC	1/2" x 1/2" x 3/4"	45	180

Reducing Tees

PART NO.	REF. NO.	SIZE	INNER	MASTER
5520-433	520-433HC	3/4" x 1/2" x 1/2"	45	180
5520-434	520-434HC	3/4" x 1/2" x 3/4"	45	180
5520-445	520-445HC	3/4" x 1"	10	80
5520-743	520-743HC	3/4" x 1/2"	45	180
5520-753	520-753HC	1" x 1/2"	10	80
5520-754	520-754HC	1" x 3/4"	10	80
5520-544	520-544HC	1" x 3/4" x 3/4"	10	80

Tees

PART NO.	REF. NO.	SIZE	INNER	MASTER
5520-600	520-600HC	1/8"	25	450
5520-601	520-601HC	1/4"	25	450
5520-602	520-602HC	3/8"	20	360
5520-603	520-603HC	1/2"	50	200
5520-604	520-604HC	3/4"	30	120
5520-605	520-605HC	1"	10	80
5520-606	520-606HC	1 1/4"	5	40
5520-607	520-607HC	1 1/2"	5	40
5520-608	520-608HC	2"	6	24

Couplings

PART NO.	REF. NO.	SIZE	INNER	MASTER
5521-200	521-200HC	1/8"	25	450
5521-201	521-201HC	1/4"	25	450
5521-202	521-202HC	3/8"	25	450
5521-203	521-203HC	1/2"	80	320
5521-204	521-204HC	3/4"	10	180
5521-205	521-205HC	1"	20	160
5521-206	521-206HC	1 1/4"	15	120
5521-207	521-207HC	1 1/2"	6	48
5521-208	521-208HC	2"	4	32

Reducing Couplings

PART NO.	REF. NO.	SIZE	INNER	MASTER
5521-310	521-310HC	1/4" x 1/8"	25	450
5521-321	521-321HC	3/8" x 1/4"	30	540
5521-332	521-332HC	1/2" x 3/8"	30	540
5521-342	521-342HC	3/4" x 3/8"	20	360
5521-343	521-343HC	3/4" x 1/2"	40	320
5521-353	521-353HC	1" x 1/2"	10	180
5521-354	521-354HC	1" x 3/4"	30	120
5521-365	521-365HC	1 1/4" x 1"	5	90
5521-376	521-376HC	1 1/2" x 1 1/4"	4	72

Fittings & Nipples

BLACK MALLEABLE IRON PIPE FITTINGS

- Malleable iron
- Pipe threads comply with ANSI B1.20.1
- Made to ANSI/ASTM A-197
- Individually bar coded, packed in bin boxes

Caps

PART NO.	REF. NO.	SIZE	INNER	MASTER
5521-400	521-400HC	1/8"	25	450
5521-401	521-401HC	1/4"	25	450
5521-402	521-402HC	3/8"	35	630
5521-403	521-403HC	1/2"	75	600
5521-404	521-404HC	3/4"	40	320
5521-405	521-405HC	1"	25	200
5521-406	521-406HC	1 1/4"	8	144
5521-407	521-407HC	1 1/2"	15	120
5521-408	521-408HC	2"	6	108

Floor Flanges

PART NO.	REF. NO.	SIZE	INNER	MASTER
5521-603	521-603HC	1/2"	20	160
5521-604	521-604HC	3/4"	20	160
5521-605	521-605HC	1"	15	120
5521-606	521-606HC	1 1/4"	12	96
5521-607	521-607HC	1 1/2"	12	96
5521-608	521-608HC	2"	6	48

Unions

PART NO.	REF. NO.	SIZE	INNER	MASTER
5521-702	521-702HC	3/8"	35	280
5521-703	521-703HC	1/2"	30	240
5521-704	521-704HC	3/4"	35	140
5521-705	521-705HC	1"	5	40
5521-706	521-706HC	1 1/4"	8	64
5521-707	521-707HC	1 1/2"	4	32
5521-708	521-708HC	2"	4	32

Plugs

PART NO.	REF. NO.	SIZE	INNER	MASTER
5521-800	521-800HC	1/8"	25	450
5521-801	521-801HC	1/4"	25	450
5521-802	521-802HC	3/8"	25	450
5521-803	521-803HC	1/2"	50	900
5521-804	521-804HC	3/4"	40	720
5521-805	521-805HC	1"	20	360
5521-806	521-806HC	1 1/4"	10	180
5521-807	521-807HC	1 1/2"	12	216
5521-808	521-808HC	2"	8	144

Hex Bushings

PART NO.	REF. NO.	SIZE	INNER	MASTER
5521-910	521-910HC	1/4" X 1/8"	35	630
5521-920	521-920HC	3/8" X 1/8"	35	630
5521-921	521-921HC	3/8" X 1/4"	35	630
5521-930	521-930HC	1/2" X 1/8"	30	540
5521-931	521-931HC	1/2" X 1/4"	30	540
5521-932	521-932HC	1/2" X 3/8"	40	720
5521-940	521-940HC	3/4" X 1/8"	50	300
5521-941	521-941HC	3/4" X 1/4"	75	600
5521-942	521-942HC	3/4" X 3/8"	75	600
5521-943	521-943HC	3/4" X 1/2"	75	600
5521-951	521-951HC	1" X 1/4"	25	225
5521-952	521-952HC	1" X 3/8"	25	450
5521-953	521-953HC	1" X 1/2"	25	450
5521-954	521-954HC	1" X 3/4"	25	450
5521-963	521-963HC	1 1/4" X 1/2"	12	216
5521-964	521-964HC	1 1/4" X 3/4"	12	216
5521-965	521-965HC	1 1/4" X 1"	12	216
5521-973	521-973HC	1 1/2" X 1/2"	10	180
5521-974	521-974HC	1 1/2" X 3/4"	10	180
5521-975	521-975HC	1 1/2" X 1"	10	180
5521-976	521-976HC	1 1/2" X 1 1/4"	10	180
5521-983	521-983HC	2" X 1/2"	5	90
5521-984	521-984HC	2" X 3/4"	5	90
5521-985	521-985HC	2" X 1"	5	90
5521-986	521-986HC	2" X 1 1/4"	5	90
5521-987	521-987HC	2" X 1 1/2"	5	90



Fittings & Nipples

STEEL PIPE NIPPLES GALVANIZED

• Pipe threads comply with ANSI B1.20.1

• Individually bar coded, packed in bin boxes

1/8"

PART NO.	REF. NO.	SIZE	INNER	MASTER
5560-001	560-001HC	1/8" x Close	10	480
5560-015	560-015HC	1/8" x 1 1/2"	10	480
5560-020	560-020HC	1/8" x 2"	10	480
5560-025	560-025HC	1/8" x 2 1/2"	10	480
5560-030	560-030HC	1/8" x 3"	10	480
5560-035	560-035HC	1/8" x 3 1/2"	10	240
5560-040	560-040HC	1/8" x 4"	10	240
5560-050	560-050HC	1/8" x 5"	10	240
5560-055	560-055HC	1/8" x 5 1/2"	10	240
5560-060	560-060HC	1/8" x 6"	20	240

1/4"

PART NO.	REF. NO.	SIZE	INNER	MASTER
5561-001	561-001HC	1/4" x Close	10	480
5561-015	561-015HC	1/4" x 1 1/2"	40	480
5561-020	561-020HC	1/4" x 2"	10	480
5561-025	561-025HC	1/4" x 2 1/2"	10	480
5561-030	561-030HC	1/4" x 3"	10	480
5561-035	561-035HC	1/4" x 3 1/2"	10	240
5561-040	561-040HC	1/4" x 4"	10	240
5561-045	561-045HC	1/4" x 4 1/2"	10	240
5561-050	561-050HC	1/4" x 5"	10	240
5561-060	561-060HC	1/4" x 6"	10	240

3/8"

PART NO.	REF. NO.	SIZE	INNER	MASTER
5562-001	562-001HC	3/8" x Close	10	480
5562-015	562-015HC	3/8" x 1 1/2"	10	480
5562-020	562-020HC	3/8" x 2"	10	480
5562-025	562-025HC	3/8" x 2 1/2"	10	480
5562-030	562-030HC	3/8" x 3"	10	480
5562-035	562-035HC	3/8" x 3 1/2"	10	240
5562-040	562-040HC	3/8" x 4"	10	240
5562-045	562-045HC	3/8" x 4 1/2"	10	240
5562-050	562-050HC	3/8" x 5"	10	240
5562-060	562-060HC	3/8" x 6"	10	240
5562-120	562-120HC	3/8" x 12"	25	150
5562-180	562-180HC	3/8" x 18"	N/A	5

1/2"

PART NO.	REF. NO.	SIZE	INNER	MASTER
5563-001	563-001HC	1/2" x Close	25	600
5563-015	563-015HC	1/2" x 1 1/2"	25	600
5563-020	563-020HC	1/2" x 2"	25	600
5563-025	563-025HC	1/2" x 2 1/2"	25	400
5563-030	563-030HC	1/2" x 3"	25	400
5563-035	563-035HC	1/2" x 3 1/2"	25	400
5563-040	563-040HC	1/2" x 4"	25	300
5563-045	563-045HC	1/2" x 4 1/2"	25	300
5563-050	563-050HC	1/2" x 5"	25	200
5563-055	563-055HC	1/2" x 5 1/2"	25	200
5563-060	563-060HC	1/2" x 6"	25	200
5563-080	563-080HC	1/2" x 8"	25	150
5563-100	563-100HC	1/2" x 10"	25	150
5563-120	563-120HC	1/2" x 12"	25	150
5563-180	563-180HC	1/2" x 18"		5
5563-240	563-240HC	1/2" x 24"		5
5563-300	563-300HC	1/2" x 30"		5
5563-360	563-360HC	1/2" x 36"		5
5563-480	563-480HC	1/2" x 48"		5
5563-600	563-600HC	1/2" x 60"		5
5563-720	563-720HC	1/2" x 72"		5
5563-129	563-1200HC	1/2" x 10 FT		5

3/4"

PART NO.	REF. NO.	SIZE	INNER	MASTER
5564-001	564-001HC	3/4" x Close	25	400
5564-015	564-015HC	3/4" x 1 1/2"	25	400
5564-020	564-020HC	3/4" x 2"	25	300
5564-025	564-025HC	3/4" x 2 1/2"	25	300
5564-030	564-030HC	3/4" x 3"	25	200
5564-035	564-035HC	3/4" x 3 1/2"	25	200
5564-040	564-040HC	3/4" x 4"	25	200
5564-045	564-045HC	3/4" x 4 1/2"	25	200
5564-050	564-050HC	3/4" x 5"	25	200
5564-055	564-055HC	3/4" x 5 1/2"	25	200
5564-060	564-060HC	3/4" x 6"	25	200
5564-080	564-080HC	3/4" x 8"	25	100
5564-100	564-100HC	3/4" x 10"	25	100
5564-120	564-120HC	3/4" x 12"	25	100
5564-180	564-180HC	3/4" x 18"		5
5564-240	564-240HC	3/4" x 24"		5
5564-300	564-300HC	3/4" x 30"		5
5564-360	564-360HC	3/4" x 36"		5
5564-480	564-480HC	3/4" x 48"		5
5564-600	564-600HC	3/4" x 60"		5
5564-720	564-720HC	3/4" x 72"		5
5564-129	564-1200HC	3/4" x 10FT		5

Fittings & Nipples

STEEL PIPE NIPPLES GALVANIZED

• Pipe threads comply with ANSI B1.20.1

• Individually bar coded, packed in bin boxes



1"

PART NO.	REF. NO.	SIZE	INNER	MASTER
5565-001	565-001HC	1" x Close	10	160
5565-020	565-020HC	1" x 2"	10	160
5565-025	565-025HC	1" x 2 1/2"	10	160
5565-030	565-030HC	1" x 3"	10	160
5565-035	565-035HC	1" x 3 1/2"	10	160
5565-040	565-040HC	1" x 4"	10	120
5565-045	565-045HC	1" x 4 1/2"	10	120
5565-050	565-050HC	1" x 5"	10	80
5565-055	565-055HC	1" x 5 1/2"	10	80
5565-060	565-060HC	1" x 6"	10	80
5565-080	565-080HC	1" x 8"	10	40
5565-100	565-100HC	1" x 10"	10	40
5565-120	565-120HC	1" x 12"	10	40
5565-180	565-180HC	1" x 18"		3
5565-240	565-240HC	1" x 24"		3
5565-300	565-300HC	1" x 30"		3
5565-360	565-360HC	1" x 36"		3
5565-480	565-480HC	1" x 48"		3
5565-600	565-600HC	1" x 60"		3
5565-720	565-720HC	1" x 72"		3

1 1/2"

PART NO.	REF. NO.	SIZE	INNER	MASTER
5567-001	567-001HC	1 1/2" x Close	5	80
5567-020	567-020HC	1 1/2" x 2"	5	80
5567-025	567-025HC	1 1/2" x 2 1/2"	5	80
5567-030	567-030HC	1 1/2" x 3"	5	80
5567-035	567-035HC	1 1/2" x 3 1/2"	5	60
5567-040	567-040HC	1 1/2" x 4"	5	60
5567-045	567-045HC	1 1/2" x 4 1/2"	5	20
5567-050	567-050HC	1 1/2" x 5"	5	20
5567-055	567-055HC	1 1/2" x 5 1/2"	5	20
5567-060	567-060HC	1 1/2" x 6"	5	20
5567-180	567-180HC	1 1/2" x 18"		3
5567-240	567-240HC	1 1/2" x 24"		3
5567-300	567-300HC	1 1/2" x 30"		3
5567-360	567-360HC	1 1/2" x 36"		3
5567-480	567-480HC	1 1/2" x 48"		3

STEEL PIPE COUPLINGS GALVANIZED

PART NO.	REF. NO.	SIZE	INNER	MASTER
5353-000	353-000	1/8"	10	600
5353-001	353-001	1/4"	10	500
5353-002	353-002	3/8"	10	300
5353-003	353-003	1/2"	10	250
5353-004	353-004	3/4"	10	200
5353-005	353-005	1"	10	100
5353-006	353-006	1 1/4"	10	70
5353-007	353-007	1 1/2"	30	60
5353-008	353-008	2"	20	40

1 1/4"

PART NO.	REF. NO.	SIZE	INNER	MASTER
5566-001	566-001HC	1 1/4" x Close	5	80
5566-020	566-020HC	1 1/4" x 2"	5	80
5566-025	566-025HC	1 1/4" x 2 1/2"	5	80
5566-030	566-030HC	1 1/4" x 3"	5	80
5566-035	566-035HC	1 1/4" x 3 1/2"	5	60
5566-040	566-040HC	1 1/4" x 4"	5	60
5566-045	566-045HC	1 1/4" x 4 1/2"	5	60
5566-050	566-050HC	1 1/4" x 5"	5	60
5566-055	566-055HC	1 1/4" x 5 1/2"	5	60
5566-060	566-060HC	1 1/4" x 6"	5	60
5566-080	566-080HC	1 1/4" x 8"	5	30
5566-100	566-100HC	1 1/4" x 10"	5	30
5566-120	566-120HC	1 1/4" x 12"	5	30
5566-180	566-180HC	1 1/4" x 18"		3
5566-240	566-240HC	1 1/4" x 24"		3
5566-300	566-300HC	1 1/4" x 30"		3
5566-360	566-360HC	1 1/4" x 36"		3
5566-480	566-480HC	1 1/4" x 48"		3
5566-600	566-600HC	1 1/4" x 60"		3
5566-720	566-720HC	1 1/4"		3

2"

PART NO.	REF. NO.	SIZE	INNER	MASTER
5568-001	568-001HC	2" x Close	5	40
5568-025	568-025HC	2" x 2 1/2"	5	40
5568-030	568-030HC	2" x 3"	5	40
5568-035	568-035HC	2" x 3 1/2"	5	30
5568-040	568-040HC	2" x 4"	5	30
5568-045	568-045HC	2" x 4 1/2"	5	20
5568-050	568-050HC	2" x 5"	5	20
5568-055	568-055HC	2" x 5 1/2"	5	20
5568-060	568-060HC	2" x 6"	5	20

Fittings & Nipples

STEEL PIPE NIPPLES BLACK

• Pipe threads comply with ANSI B1.20.1

• Individually bar coded, packed in bin boxes



1/8"

PART NO.	REF. NO.	SIZE	INNER	MASTER
5580-001	580-001HC	1/8" x Close	10	480
5580-015	580-015HC	1/8" x 1 1/2"	10	480
5580-020	580-020HC	1/8" x 2"	10	480
5580-025	580-025HC	1/8" x 2 1/2"	10	480
5580-030	580-030HC	1/8" x 3"	10	480
5580-035	580-035HC	1/8" x 3 1/2"	10	240
5580-040	580-040HC	1/8" x 4"	10	240
5580-060	580-060HC	1/8" x 6"	10	240

1/4"

PART NO.	REF. NO.	SIZE	INNER	MASTER
5581-001	581-001HC	1/4" x Close	10	480
5581-015	581-015HC	1/4" x 1 1/2"	10	480
5581-020	581-020HC	1/4" x 2"	10	480
5581-025	581-025HC	1/4" x 2 1/2"	10	480
5581-030	581-030HC	1/4" x 3"	10	480
5581-035	581-035HC	1/4" x 3 1/2"	10	240
5581-040	581-040HC	1/4" x 4"	10	240
5581-050	581-050HC	1/4" x 5"	10	240
5581-060	581-060HC	1/4" x 6"	10	240

3/8"

PART NO.	REF. NO.	SIZE	INNER	MASTER
5582-001	582-001HC	3/8" x Close	10	480
5582-015	582-015HC	3/8" x 1 1/2"	10	480
5582-020	582-020HC	3/8" x 2"	10	480
5582-025	582-025HC	3/8" x 2 1/2"	10	480
5582-030	582-030HC	3/8" x 3"	10	480
5582-035	582-035HC	3/8" x 3 1/2"	10	240
5582-040	582-040HC	3/8" x 4"	10	240
5582-050	582-050HC	3/8" x 5"	10	240
5582-060	582-060HC	3/8" x 6"	10	240
5582-240	582-240HC	3/8" x 24"		5

1/2"

PART NO.	REF. NO.	SIZE	INNER	MASTER
5583-001	583-001HC	1/2" x Close	25	600
5583-015	583-015HC	1/2" x 1 1/2"	25	600
5583-020	583-020HC	1/2" x 2"	25	600
5583-025	583-025HC	1/2" x 2 1/2"	25	400
5583-030	583-030HC	1/2" x 3"	25	400
5583-035	583-035HC	1/2" x 3 1/2"	25	400
5583-040	583-040HC	1/2" x 4"	25	300
5583-045	583-045HC	1/2" x 4 1/2"	25	300
5583-050	583-050HC	1/2" x 5"	25	200
5583-055	583-055HC	1/2" x 5 1/2"	25	200
5583-060	583-060HC	1/2" x 6"	25	200
5583-080	583-080HC	1/2" x 8"	25	150
5583-100	583-100HC	1/2" x 10"	25	150
5583-120	583-120HC	1/2" x 12"	25	150
5583-180	583-180HC	1/2" x 18"		5
5583-240	583-240HC	1/2" x 24"		5
5583-300	583-300HC	1/2" x 30"		5
5583-360	583-360HC	1/2" x 36"		5
5583-480	583-480HC	1/2" x 48"		5
5583-600	583-600HC	1/2" x 60"		5
5583-720	583-720HC	1/2" x 72"		5
5583-144	583-1440HC	1/2" x 12 FT		5

3/4"

PART NO.	REF. NO.	SIZE	INNER	MASTER
5584-001	584-001HC	3/4" x Close	25	400
5584-015	584-015HC	3/4" x 1 1/2"	25	400
5584-020	584-020HC	3/4" x 2"	25	300
5584-025	584-025HC	3/4" x 2 1/2"	25	300
5584-030	584-030HC	3/4" x 3"	25	200
5584-035	584-035HC	3/4" x 3 1/2"	25	200
5584-040	584-040HC	3/4" x 4"	25	200
5584-045	584-045HC	3/4" x 4 1/2"	25	200
5584-050	584-050HC	3/4" x 5"	25	200
5584-055	584-055HC	3/4" x 5 1/2"	25	200
5584-060	584-060HC	3/4" x 6"	25	200
5584-080	584-080HC	3/4" x 8"	25	100
5584-100	584-100HC	3/4" x 10"	25	100
5584-120	584-120HC	3/4" x 12"	25	100
5584-180	584-180HC	3/4" x 18"		5
5584-240	584-240HC	3/4" x 24"		5
5584-300	584-300HC	3/4" x 30"		5
5584-360	584-360HC	3/4" x 36"		5
5584-480	584-480HC	3/4" x 48"		5
5584-600	584-600HC	3/4" x 60"		5
5584-720	584-720HC	3/4" x 72"		5
5584-144	584-1440HC	3/4" x 12 FT		5

Fittings & Nipples

STEEL PIPE NIPPLES BLACK

• Pipe threads comply with ANSI B1.20.1

• Individually bar coded, packed in bin boxes



1"

PART NO.	REF. NO.	SIZE	INNER	MASTER
5585-001	585-001HC	1" x Close	10	160
5585-020	585-020HC	1" x 2"	10	160
5585-025	585-025HC	1" x 2 1/2"	10	160
5585-030	585-030HC	1" x 3"	10	160
5585-035	585-035HC	1" x 3 1/2"	10	160
5585-040	585-040HC	1" x 4"	10	120
5585-045	585-045HC	1" x 4 1/2"	10	120
5585-050	585-050HC	1" x 5"	10	80
5585-055	585-055HC	1" x 5 1/2"	10	80
5585-060	585-060HC	1" x 6"	10	80
5585-080	585-080HC	1" x 8"	10	40
5585-100	585-100HC	1" x 10"	10	40
5585-120	585-120HC	1" x 12"	10	40
5585-180	585-180HC	1" x 18"		3
5585-240	585-240HC	1" x 24"		3
5585-300	585-300HC	1" x 30"		3
5585-360	585-360HC	1" x 36"		3
5585-480	585-480HC	1" x 48"		3
5585-600	585-600HC	1" x 60"		3
5585-720	585-720HC	1" x 72"		3
5585-144	585-1440HC	1" x 12 FT		3

1 1/4"

PART NO.	REF. NO.	SIZE	INNER	MASTER
5586-001	586-001HC	1 1/4" x Close	5	80
5586-020	586-020HC	1 1/4" x 2"	5	80
5586-025	586-025HC	1 1/4" x 2 1/2"	5	80
5586-030	586-030HC	1 1/4" x 3"	5	80
5586-035	586-035HC	1 1/4" x 3 1/2"	5	80
5586-040	586-040HC	1 1/4" x 4"	5	60
5586-045	586-045HC	1 1/4" x 4 1/2"	5	60
5586-050	586-050HC	1 1/4" x 5"	5	60
5586-055	586-055HC	1 1/4" x 5 1/2"	5	60
5586-060	586-060HC	1 1/4" x 6"	5	60
5586-120	586-120HC	1 1/4" x 12"	5	30
5586-180	586-180HC	1 1/4" x 18"		3
5586-240	586-240HC	1 1/4" x 24"		3
5586-300	586-300HC	1 1/4" x 30"		3
5586-360	586-360HC	1 1/4" x 36"		3
5586-480	586-480HC	1 1/4" x 48"		3
5586-600	586-600HC	1 1/4" x 60"		3
5586-720	586-720HC	1 1/4" x 72"		3

1 1/2"

PART NO.	REF. NO.	SIZE	INNER	MASTER
5587-001	587-001HC	1 1/2" x Close	5	80
5587-020	587-020HC	1 1/2" x 2"	5	80
5587-025	587-025HC	1 1/2" x 2 1/2"	5	80
5587-030	587-030HC	1 1/2" x 3"	5	80
5587-035	587-035HC	1 1/2" x 3 1/2"	5	60
5587-040	587-040HC	1 1/2" x 4"	5	60
5587-050	587-050HC	1 1/2" x 5"	5	20
5587-060	587-060HC	1 1/2" x 6"	5	20
5587-080	587-080HC	1 1/2" x 8"	5	20
5587-100	587-100HC	1 1/2" x 10"	5	20
5587-120	587-120HC	1 1/2" x 12"	5	20
5587-240	587-240HC	1 1/2" x 24"		3
5587-360	587-360HC	1 1/2" x 36"		3

2"

PART NO.	REF. NO.	SIZE	INNER	MASTER
5588-001	588-001HC	2" x Close	5	40
5588-025	588-025HC	2" x 2 1/2"	5	40
5588-030	588-030HC	2" x 3"	5	40
5588-040	588-040HC	2" x 4"	5	30
5588-050	588-050HC	2" x 5"	5	20
5588-060	588-060HC	2" x 6"	5	20
5588-120	588-120HC	2" x 12"	5	20
5588-180	588-180HC	2" x 18"		3
5588-240	588-240HC	2" x 24"		3
5588-300	588-300HC	2" x 30"		3
5588-360	588-360HC	2" x 36"		3
5588-480	588-480HC	2" x 48"		3
5588-600	588-600HC	2" x 60"		3
5588-720	588-720HC	2" x 72"		3

100-001.....	1-6	102-208.....	1-9	107-123.....	1-5	107-844T.....	1-1	121-822.....	2-2
100-002.....	1-6	102-223.....	1-9	107-124.....	1-5	107-845.....	1-1	121-823.....	2-2
100-003.....	1-6	102-224.....	1-9	107-133.....	1-4	107-845T.....	1-1	121-824.....	2-2
100-004.....	1-6	102-353HC.....	1-8	107-134.....	1-4	107-846.....	1-1	121-825.....	2-2
100-005.....	1-6	102-354HC.....	1-8	107-135.....	1-4	107-847.....	1-1	121-826.....	2-2
100-006.....	1-6	102-503.....	1-9	107-136.....	1-4	107-848.....	1-1	121-827.....	2-2
100-007.....	1-6	102-603.....	1-9	107-137.....	1-4	107-849.....	1-1	121-828.....	2-2
100-008.....	1-6	102-903.....	1-8	107-138.....	1-4	107-850.....	1-1	121-829.....	2-1
100-009.....	1-6	103-003.....	1-9	107-203.....	1-4	107-851.....	1-1	121-830.....	2-1
100-010.....	1-6	103-004.....	1-9	107-204.....	1-4	107-903.....	1-2	121-833.....	2-2
100-011.....	1-6	103-053HC.....	1-9	107-205.....	1-4	107-904.....	1-2	122-108.....	2-9
100-502.....	1-6	103-054HC.....	1-9	107-206.....	1-4	107-905.....	1-2	122-118.....	2-9
100-503.....	1-6	103-190.....	1-9	107-207.....	1-4	107-906.....	1-2	122-128.....	2-9
100-504.....	1-6	103-191.....	1-9	107-208.....	1-4	107-907.....	1-2	122-210.....	2-6
100-505.....	1-6	103-194.....	1-9	107-343.....	1-3	107-908.....	1-2	122-211.....	2-5
100-506.....	1-6	103-203.....	1-9	107-344.....	1-3	108-003.....	1-11	122-212.....	2-6
100-507.....	1-6	104-551HC.....	1-11	107-345.....	1-3	108-004.....	1-11	122-213.....	2-6
100-508.....	1-6	104-553HC.....	1-11	107-503.....	1-1	108-053HC.....	1-11	122-214.....	2-5
100-803.....	1-6	104-555HC.....	1-11	107-504.....	1-1	108-054HC.....	1-11	122-215.....	2-6
100-804.....	1-6	104-557HC.....	1-11	107-505.....	1-1	108-503.....	1-11	122-217.....	2-5
101-002.....	1-12	104-559HC.....	1-11	107-506.....	1-1	108-553HC.....	1-11	122-219.....	2-7
101-003.....	1-12	104-561HC.....	1-11	107-507.....	1-1	108-904.....	1-11	122-221.....	2-6
101-004.....	1-12	104-711HC.....	1-11	107-508.....	1-1	108-922.....	1-11	122-223.....	2-7
101-005.....	1-12	104-713HC.....	1-11	107-553.....	1-2	109-204.....	1-13	122-223VVB.....	2-7
101-006.....	1-12	104-715HC.....	1-11	107-554.....	1-2	109-214.....	1-13	122-224.....	2-6
101-007.....	1-12	104-717HC.....	1-11	107-555.....	1-2	109-224.....	1-13	122-227.....	2-6
101-008.....	1-12	104-719HC.....	1-11	107-603.....	1-4	109-240.....	1-13	122-230.....	2-6
101-009.....	1-12	104-721HC.....	1-11	107-604.....	1-4	109-243.....	1-13	122-232.....	2-6
101-010.....	1-12	105-003.....	1-6	107-605.....	1-4	109-303.....	1-13	122-233.....	2-5
101-011.....	1-12	105-004.....	1-6	107-606.....	1-4	109-304.....	1-13	122-235.....	2-6
101-103.....	1-13	105-103.....	1-6	107-607.....	1-4	109-305.....	1-13	122-237.....	2-6
101-104.....	1-13	105-104.....	1-6	107-608.....	1-4	109-306.....	1-13	122-238.....	2-6
101-105.....	1-13	105-203.....	1-6	107-633.....	1-4	109-503RP.....	1-13	122-242.....	2-5
101-106.....	1-13	105-503.....	1-6	107-634.....	1-4	109-813.....	1-13	122-243.....	2-5
101-107.....	1-13	105-504.....	1-6	107-635.....	1-4	109-814.....	1-13	122-244.....	2-5
101-108.....	1-13	105-513.....	1-7	107-636.....	1-4	110-513.....	1-5	122-245.....	2-5
101-303.....	1-12	105-514.....	1-7	107-637.....	1-4	110-514.....	1-5	122-253.....	2-5
101-304.....	1-12	105-523.....	1-7	107-638.....	1-4	110-522.....	1-5	122-254.....	2-5
101-305.....	1-12	105-524.....	1-7	107-639.....	1-4	110-523.....	1-5	122-256.....	2-5
101-306.....	1-12	105-603.....	1-6	107-640.....	1-4	110-524.....	1-5	122-257.....	2-5
101-307.....	1-12	105-604.....	1-6	107-641.....	1-4	110-525.....	1-5	122-258.....	2-5
101-308.....	1-12	105-613.....	1-7	107-753.....	1-2	110-923.....	1-5	122-259.....	2-5
101-404.....	1-12	105-614.....	1-7	107-754.....	1-2	110-924.....	1-5	122-261.....	2-5
101-405.....	1-12	105-623.....	1-7	107-755.....	1-2	111-523.....	1-5	122-263.....	2-5
101-413.....	1-12	105-624.....	1-7	107-773.....	1-3	111-524.....	1-5	122-265.....	2-5
101-413 S.....	1-12	105-703.....	1-6	107-774.....	1-3	111-525.....	1-5	122-266.....	2-5
101-414.....	1-12	105-704.....	1-6	107-775.....	1-3	113-522.....	1-5	122-267.....	2-5
101-503.....	1-12	107-000.....	1-1	107-776.....	1-3	113-523.....	1-5	122-272.....	2-7
101-504.....	1-12	107-001.....	1-1	107-777.....	1-3	113-524.....	1-5	122-273.....	2-7
101-505.....	1-12	107-002.....	1-1	107-803.....	1-2	113-525.....	1-5	122-274.....	2-7
101-506.....	1-12	107-003.....	1-1	107-804.....	1-2	114-522.....	1-5	122-275.....	2-5
101-507.....	1-12	107-004.....	1-1	107-805.....	1-2	114-523.....	1-5	122-276.....	2-5
101-508.....	1-12	107-005.....	1-1	107-806.....	1-2	114-544.....	1-5	122-277.....	2-5
101-603.....	1-13	107-006.....	1-1	107-807.....	1-2	116-502.....	1-5	122-278.....	2-5
101-604.....	1-13	107-007.....	1-1	107-808.....	1-2	116-503.....	1-5	122-281.....	2-5
101-605.....	1-13	107-008.....	1-1	107-821.....	1-1	116-504.....	1-5	122-287.....	2-7
101-606.....	1-13	107-023.....	1-2	107-822.....	1-1	120-003.....	2-12	122-288.....	2-7
101-607.....	1-13	107-024.....	1-2	107-823.....	1-1	120-004.....	2-13	122-300.....	2-3
101-608.....	1-13	107-025.....	1-2	107-824.....	1-1	120-005.....	2-12	122-303.....	2-7
102-003.....	1-8	107-033.....	1-2	107-825.....	1-1	120-006.....	2-12	122-303VVB.....	2-7
102-004.....	1-8	107-034.....	1-2	107-826.....	1-1	120-007.....	2-13	122-304.....	2-3
102-023.....	1-8	107-035.....	1-2	107-827.....	1-1	121-104.....	2-1	122-307.....	2-3
102-033.....	1-8	107-103.....	1-4	107-828.....	1-1	121-202.....	2-6	122-310.....	2-3
102-043.....	1-8	107-104.....	1-4	107-829.....	1-1	121-302.....	2-6	122-311.....	2-3
102-044.....	1-8	107-105.....	1-4	107-830.....	1-1	121-604.....	2-3	122-313.....	2-4
102-053HC.....	1-8	107-106.....	1-4	107-831.....	1-1	121-724.....	2-2	122-314.....	2-4
102-054HC.....	1-8	107-107.....	1-4	107-843.....	1-1	121-820.....	2-2	122-315.....	2-4
102-207.....	1-9	107-108.....	1-4	107-844.....	1-1	121-821.....	2-2	122-315VVB.....	2-4

122-317.....	2-4	125-503.....	2-14	154-011.....	3-14	208-021.....	3-13	218-201.....	3-6
122-320.....	2-4	125-554.....	2-12	154-012.....	3-14	209-101.....	3-1	218-901.....	3-6
122-320WB.....	2-4	125-600.....	2-12	154-013.....	3-14	209-102.....	3-1	219-101.....	3-6
122-321.....	2-4	125-625.....	2-12	156-708.....	3-14	209-102RP.....	3-1	219-301.....	3-6
122-323.....	2-4	125-720.....	2-12	156-712.....	3-14	209-201.....	3-1	221-050.....	3-17
122-325.....	2-4	125-888.....	2-12	158-002.....	3-15	209-202.....	3-1	221-103.....	3-17
122-326.....	2-1	125-909.....	2-14	158-003.....	3-15	209-258.....	3-1	221-404.....	3-17
122-328.....	2-1	126-003.....	2-14	158-004.....	3-15	209-301.....	3-1	221-405.....	3-17
122-330.....	2-1	126-004.....	2-14	158-005.....	3-15	209-302.....	3-1	221-704.....	3-17
122-331.....	2-1	126-005.....	2-14	158-006.....	3-15	209-303.....	3-1	222-003.....	3-17
122-332.....	2-1	126-006.....	2-14	158-007.....	3-15	209-304.....	3-1	222-500.....	3-17
122-336.....	2-4	127-106BP.....	3-5	158-008.....	3-15	209-404.....	3-1	222-600.....	3-17
122-339L.....	2-1	129-003.....	3-6	158-102.....	3-11	209-406.....	3-1	225-101.....	3-6
122-343.....	2-3	129-005.....	3-6	158-103.....	3-11	209-501.....	3-1	225-201.....	3-6
122-400.....	2-10	129-007.....	3-6	158-104.....	3-11	209-601.....	3-1	227-120.....	3-11
122-401.....	2-10	129-501RP.....	3-6	158-503.....	3-15	209-602.....	3-1	227-200.....	3-11
122-402.....	2-10	129-502RP.....	3-6	158-504.....	3-15	209-801.....	3-1	228-120.....	3-11
122-403.....	2-10	129-511RP.....	3-6	158-505.....	3-15	209-802.....	3-1	228-600.....	3-11
122-404.....	2-10	129-512RP.....	3-6	158-506.....	3-15	209-901.....	3-1	229-180.....	3-11
122-407.....	2-10	131-201.....	3-2	158-507.....	3-15	209-902.....	3-1	229-185.....	3-11
122-410.....	2-10	131-202.....	3-2	158-602.....	3-11	211-001.....	3-10	230-090.....	3-11
122-411.....	2-10	131-301.....	3-2	158-603.....	3-11	211-010.....	3-10	230-120.....	3-11
122-415.....	2-9	131-401.....	3-2	158-604.....	3-11	211-110.....	3-10	230-160.....	3-11
122-416.....	2-9	132-201.....	3-2	158-806.....	3-15	211-111.....	3-10	230-200.....	3-11
122-417.....	2-9	133-101.....	3-3	158-807.....	3-15	211-112.....	3-10	230-300.....	3-11
122-418.....	2-9	133-102.....	3-3	158-866.....	3-15	211-113.....	3-10	230-360.....	3-11
122-419.....	2-9	133-103.....	3-3	158-876.....	3-15	211-114.....	3-10	231-060.....	3-11
122-424.....	2-9	133-105.....	3-3	158-877.....	3-15	211-115.....	3-10	231-090.....	3-11
122-426.....	2-9	133-107.....	3-3	158-966.....	3-15	211-116.....	3-10	231-120.....	3-11
122-430.....	2-11	133-110.....	3-3	158-976.....	3-15	211-117.....	3-10	231-160.....	3-11
122-432.....	2-11	133-111.....	3-3	158-977.....	3-15	211-118.....	3-10	231-200.....	3-11
122-434.....	2-9	133-113.....	3-2	164-103.....	3-15	211-119.....	3-10	232-060.....	3-11
122-608.....	2-10	133-201.....	3-2	164-104.....	3-15	211-214.....	3-10	232-090.....	3-11
122-618.....	2-10	133-202.....	3-2	164-105.....	3-15	211-219.....	3-10	232-120.....	3-11
122-750.....	2-2	133-301.....	3-3	164-106.....	3-15	212-210.....	1-14	232-200.....	3-11
122-751.....	2-2	133-901.....	3-3	164-107.....	3-15	212-210.....	3-10	233-120.....	3-11
122-752.....	2-2	133-902.....	3-3	164-108.....	3-15	212-212.....	1-14	233-200.....	3-11
122-753.....	2-2	133-903.....	3-3	164-603.....	3-15	212-212.....	3-10	234-120.....	3-11
122-754.....	2-2	133-904.....	3-3	164-604.....	3-15	212-214.....	1-14	234-200.....	3-11
122-755.....	2-3	133-909.....	3-3	164-605.....	3-15	212-214.....	3-10	235-480.....	3-11
122-756.....	2-3	134-101.....	3-5	164-606.....	3-15	212-215.....	1-14	235-600.....	3-11
122-757.....	2-3	134-102.....	3-5	164-607.....	3-15	212-215.....	3-10	235-720.....	3-11
122-758.....	2-3	141-304.....	3-4	164-608.....	3-15	212-217.....	1-14	235-960.....	3-11
122-759.....	2-3	141-305.....	3-4	167-004.....	3-16	212-217.....	3-10	236-120.....	3-11
122-778.....	2-8	141-912.....	3-4	167-094.....	3-16	212-219.....	1-14	236-160.....	3-11
122-779.....	2-10	142-090.....	3-4	168-003.....	3-16	212-219.....	3-10	236-200.....	3-11
122-781.....	2-11	142-090RP.....	3-4	168-004.....	3-16	212-314.....	1-14	236-300.....	3-11
122-782.....	2-11	142-091.....	3-4	168-005.....	3-16	212-314.....	3-10	237-480.....	3-11
122-783.....	2-10	142-091RP.....	3-4	168-006.....	3-16	212-319.....	1-14	237-600.....	3-11
122-784.....	2-11	142-092.....	3-4	168-007.....	3-16	212-319.....	3-10	237-720.....	3-11
122-787.....	2-8	142-092RP.....	3-4	168-008.....	3-16	212-334.....	1-14	240-150.....	3-17
122-788.....	2-8	142-093.....	3-4	168-094.....	3-16	212-334.....	3-10	240-200.....	3-17
122-789.....	2-8	142-093RP.....	3-4	1993331.....	3-21	212-339.....	1-14	250-004RP.....	3-22
122-790.....	2-8	142-094.....	3-4	1993332.....	3-21	212-339.....	3-10	250-005.....	3-22
122-793.....	2-8	142-094RP.....	3-4	200-101.....	3-6	213-103UPC.....	3-16	250-005RP.....	3-22
122-794.....	2-8	142-095.....	3-4	200-201.....	3-6	213-480.....	3-16	250-006.....	3-22
122-795.....	2-8	142-095RP.....	3-4	200-901.....	3-6	214-103.....	3-16	250-006RP.....	3-22
122-796.....	2-8	142-096.....	3-4	203-480.....	3-16	214-104.....	3-16	250-008.....	3-22
122-797.....	2-8	142-096RP.....	3-4	204-240.....	3-16	214-203.....	3-16	250-008RP.....	3-22
122-800.....	2-8	142-103.....	3-4	205-101.....	3-5	214-204.....	3-16	250-010RP.....	3-22
123-003.....	2-13	142-103RP.....	3-4	206-201.....	3-5	215-101.....	3-5	250-012RP.....	3-22
123-004.....	2-13	1491624.....	1-3	206-501BP.....	3-5	215-909.....	3-5	250-015RP.....	3-22
123-009.....	2-13	152-005.....	3-8	206-601BP.....	3-5	216-101.....	3-16	250-105.....	3-22
123-014.....	2-13	153-001.....	3-9	208-001.....	3-13	216-201.....	3-16	250-105RP.....	3-22
123-096.....	2-13	153-013.....	3-9	208-002.....	3-13	216-301.....	3-16	250-106.....	3-22
123-610.....	2-13	154-007.....	3-14	208-003.....	3-13	217-101.....	3-6	250-106RP.....	3-22
125-005.....	2-14	154-008.....	3-14	208-004.....	3-13	217-901.....	3-6	250-108.....	3-22
125-444.....	2-12	154-010.....	3-14	208-006.....	3-13	218-101.....	3-6	250-108RP.....	3-22

250-305RP.....	3-22	281-904.....	4-1	351-506.....	3-24	403-020.....	4-6	454-008.....	4-3
250-412.....	3-22	281-905.....	4-1	351-507.....	3-24	403-025.....	4-6	454-020.....	4-3
250-412RP.....	3-22	282-001.....	3-18	351-508.....	3-24	403-030.....	4-6	454-021.....	4-3
251-001.....	3-22	282-002.....	3-18	351-509.....	3-24	403-040.....	4-6	454-032.....	4-3
251-002.....	3-22	282-003.....	3-18	351-510.....	3-24	403-060.....	4-6	454-042.....	4-3
251-101.....	3-22	282-004.....	3-18	351-511.....	3-24	403-080.....	4-6	454-043.....	4-3
251-305RP.....	3-22	283-033.....	4-1	351-512.....	3-24	403-100.....	4-6	454-053.....	4-3
251-606RP.....	3-22	283-043.....	4-1	351-513.....	3-24	403-120.....	4-6	454-054.....	4-3
265-100.....	3-8	283-044.....	4-1	351-901.....	3-24	403-180.....	4-6	454-076.....	4-3
265-500.....	3-8	283-903.....	4-1	353-000.....	4-12	403-240.....	4-6	455-010.....	4-3
266-100.....	3-8	283-904.....	4-1	353-001.....	4-12	404-001.....	4-6	455-020.....	4-3
266-200.....	3-8	284-003.....	4-1	353-002.....	4-12	404-020.....	4-6	455-021.....	4-3
267-100.....	3-8	284-004.....	4-1	353-003.....	4-12	404-025.....	4-6	455-030.....	4-3
268-100.....	3-8	284-005.....	4-1	353-004.....	4-12	404-030.....	4-6	455-032.....	4-3
271-100.....	3-9	325-000.....	3-7	353-005.....	4-12	404-040.....	4-6	455-042.....	4-3
271-901.....	3-9	325-006.....	3-7	353-006.....	4-12	404-060.....	4-6	455-043.....	4-3
271-902.....	3-9	325-020.....	3-7	353-007.....	4-12	404-080.....	4-6	455-053.....	4-3
272-100.....	3-8	326-000.....	3-7	353-008.....	4-12	404-100.....	4-6	455-054.....	4-3
272-200.....	3-8	326-006.....	3-7	379-150.....	3-18	404-120.....	4-6	455-064.....	4-3
273-100.....	3-9	326-020.....	3-7	379-200.....	3-18	404-180.....	4-6	455-065.....	4-3
273-200.....	3-9	326-346.....	3-7	381-2107.....	2-11	404-240.....	4-6	455-075.....	4-3
273-300.....	3-9	3265-700.....	3-8	381-2160.....	2-11	405-060.....	4-6	455-076.....	4-3
274-100.....	3-8	327-000.....	3-7	382-043.....	1-7	407-001.....	4-6	455-086.....	4-3
275-100.....	2-14	327-006.....	3-7	382-044.....	1-7	408-001.....	4-6	455-087.....	4-3
275-900.....	2-14	327-020.....	3-7	385-503.....	1-7	408-030.....	4-6	457-000.....	4-4
276-003.....	4-1	327-346.....	3-7	385-504.....	1-7	408-040.....	4-6	457-001.....	4-4
276-004.....	4-1	330-000.....	3-7	385-603.....	1-7	450-000.....	4-3	457-002.....	4-4
276-005.....	4-1	330-006.....	3-7	385-604.....	1-7	450-001.....	4-3	457-003.....	4-4
276-043.....	4-1	330-020.....	3-7	386-080.....	3-8	450-002.....	4-3	457-004.....	4-4
276-054.....	4-1	330-346.....	3-7	386-140.....	3-8	450-003.....	4-3	457-005.....	4-4
277-033.....	4-1	332-000.....	3-7	387-100.....	3-9	450-004.....	4-3	457-006.....	4-4
277-044.....	4-1	332-020.....	3-7	387-500.....	3-9	450-006.....	4-3	457-007.....	4-4
277-055.....	4-1	332-047.....	3-7	388-001.....	3-19	450-008.....	4-3	457-008.....	4-4
277-933.....	4-1	336-000.....	3-7	388-002.....	3-19	450-021.....	4-3	458-000.....	4-4
278-333.....	4-1	336-006.....	3-7	388-003.....	3-19	450-032.....	4-3	458-001.....	4-4
278-433.....	4-1	336-020.....	3-7	388-004.....	3-19	450-043.....	4-3	458-002.....	4-4
278-434.....	4-1	336-346.....	3-7	389-100.....	3-18	450-054.....	4-3	458-003.....	4-4
278-443.....	4-1	337-000.....	3-7	389-900.....	3-18	451-000.....	4-3	458-004.....	4-4
278-444.....	4-1	337-006.....	3-7	390-040.....	1-10	451-001.....	4-3	458-005.....	4-4
278-535.....	4-1	337-020.....	3-7	390-060.....	1-10	451-002.....	4-3	458-093.....	4-4
278-544.....	4-1	337-346.....	3-7	390-080.....	1-10	451-003.....	4-3	458-094.....	4-4
278-545.....	4-1	350-001.....	3-23	390-100.....	1-10	451-004.....	4-3	458-095.....	4-4
278-553.....	4-1	350-002.....	3-23	390-120.....	1-10	451-005.....	4-3	458-096.....	4-4
278-554.....	4-1	350-003.....	3-23	390-140.....	1-10	451-006.....	4-3	458-097.....	4-4
278-555.....	4-1	350-004.....	3-23	392-040.....	1-10	451-007.....	4-3	458-098.....	4-4
279-003.....	4-1	350-005.....	3-23	392-060.....	1-10	451-008.....	4-3	459-000.....	4-4
279-004.....	4-1	350-006.....	3-23	392-080.....	1-10	452-002.....	4-3	459-001.....	4-4
279-005.....	4-1	350-007.....	3-23	392-100.....	1-10	452-003.....	4-3	459-002.....	4-4
280-018.....	3-18	350-008.....	3-23	392-120.....	1-10	452-004.....	4-3	459-003.....	4-4
280-024.....	3-18	350-009.....	3-23	392-140.....	1-10	452-005.....	4-3	459-004.....	4-4
280-036.....	3-18	350-010.....	3-23	393-080.....	1-10	452-006.....	4-3	459-005.....	4-4
280-048.....	3-18	350-011.....	3-23	393-100.....	1-10	452-007.....	4-3	459-006.....	4-4
280-060.....	3-18	350-012.....	3-24	393-120.....	1-10	452-008.....	4-3	459-007.....	4-4
280-072.....	3-18	350-013.....	3-24	393-140.....	1-10	453-000.....	4-3	459-008.....	4-4
280-112.....	3-18	350-013F.....	3-24	395-080.....	1-10	453-001.....	4-3	460-001.....	4-5
280-118.....	3-18	350-014.....	3-24	395-100.....	1-10	453-002.....	4-3	460-015.....	4-5
280-124.....	3-18	350-018.....	3-24	395-120.....	1-10	453-003.....	4-3	460-020.....	4-5
280-136.....	3-18	350-019.....	3-24	395-140.....	1-10	453-004.....	4-3	460-025.....	4-5
280-148.....	3-18	350-020.....	3-23	396-100.....	1-10	453-006.....	4-3	460-030.....	4-5
280-160.....	3-18	350-021.....	3-24	396-120.....	1-10	453-008.....	4-3	460-035.....	4-5
280-172.....	3-18	350-201.....	3-23	396-140.....	1-10	454-000.....	4-3	460-040.....	4-5
281-033.....	4-1	350-888.....	3-23	397-400.....	3-19	454-001.....	4-3	460-045.....	4-5
281-034.....	4-1	350-999.....	3-23	397-500.....	3-19	454-002.....	4-3	460-050.....	4-5
281-043.....	4-1	351-501.....	3-24	398-100.....	3-2	454-003.....	4-3	460-055.....	4-5
281-044.....	4-1	351-502.....	3-24	398-500.....	3-2	454-004.....	4-3	460-060.....	4-5
281-054.....	4-1	351-503.....	3-24	399-100.....	2-14	454-005.....	4-3	461-001.....	4-5
281-055.....	4-1	351-504.....	3-24	403-001.....	4-6	454-006.....	4-3	461-015.....	4-5
281-903.....	4-1	351-505.....	3-24	403-015.....	4-6	454-007.....	4-3	461-020.....	4-5

461-025.....	4-5	467-050.....	4-5	491-202HC.....	3-10	510-004HC.....	4-7	511-364HC.....	4-8
461-030.....	4-5	467-055.....	4-5	491-302HC.....	1-14	510-005HC.....	4-7	511-365HC.....	4-8
461-035.....	4-5	467-060.....	4-5	491-302HC.....	3-10	510-006HC.....	4-7	511-373HC.....	4-8
461-040.....	4-5	468-001.....	4-5	491-502HC.....	1-14	510-007HC.....	4-7	511-374HC.....	4-8
461-045.....	4-5	468-025.....	4-5	491-502HC.....	3-10	510-008HC.....	4-7	511-375HC.....	4-8
461-050.....	4-5	468-030.....	4-5	491-602HC.....	1-14	510-121HC.....	4-7	511-376HC.....	4-8
461-055.....	4-5	468-035.....	4-5	491-602HC.....	3-10	510-132HC.....	4-7	511-383HC.....	4-8
461-060.....	4-5	468-040.....	4-5	491-612HC.....	1-14	510-142HC.....	4-7	511-384HC.....	4-8
462-001.....	4-5	468-045.....	4-5	491-612HC.....	3-10	510-143HC.....	4-7	511-385HC.....	4-8
462-015.....	4-5	468-050.....	4-5	491-622HC.....	1-14	510-144HC.....	4-7	511-386HC.....	4-8
462-020.....	4-5	468-055.....	4-5	491-622HC.....	3-10	510-154HC.....	4-7	511-387HC.....	4-8
462-025.....	4-5	468-060.....	4-5	491-902HC.....	1-14	510-165HC.....	4-7	511-400HC.....	4-8
462-030.....	4-5	475-001.....	3-19	491-902HC.....	3-10	510-187HC.....	4-7	511-401HC.....	4-8
462-035.....	4-5	475-002.....	3-19	492-016.....	3-14	510-200HC.....	4-7	511-402HC.....	4-8
462-040.....	4-5	475-003.....	3-19	492-116.....	3-14	510-201HC.....	4-7	511-403HC.....	4-8
462-045.....	4-5	475-004.....	3-19	492-118.....	3-14	510-202HC.....	4-7	511-404HC.....	4-8
462-050.....	4-5	475-005.....	3-19	492-216.....	3-14	510-203HC.....	4-7	511-405HC.....	4-8
462-055.....	4-5	475-006.....	3-19	492-218.....	3-14	510-204HC.....	4-7	511-406HC.....	4-8
462-060.....	4-5	475-007.....	3-19	492-316.....	3-14	510-205HC.....	4-7	511-407HC.....	4-8
463-001.....	4-5	475-008.....	3-19	492-318.....	3-14	510-206HC.....	4-7	511-408HC.....	4-8
463-015.....	4-5	475-009.....	3-19	493-007.....	3-19	510-207HC.....	4-7	511-602HC.....	4-8
463-020.....	4-5	475-011.....	3-19	493-008.....	3-19	510-208HC.....	4-7	511-603HC.....	4-8
463-025.....	4-5	475-012.....	3-19	493-010.....	3-19	510-300HC.....	4-7	511-604HC.....	4-8
463-030.....	4-5	475-013.....	3-19	494-001.....	3-8	510-301HC.....	4-7	511-605HC.....	4-8
463-035.....	4-5	475-014.....	3-19	495-010.....	3-3	510-302HC.....	4-7	511-606HC.....	4-8
463-040.....	4-5	475-015.....	3-19	495-011.....	3-3	510-303HC.....	4-7	511-607HC.....	4-8
463-045.....	4-5	475-016.....	3-19	496-010.....	3-3	510-304HC.....	4-7	511-608HC.....	4-8
463-050.....	4-5	475-017.....	3-19	496-011.....	3-3	510-305HC.....	4-7	511-700HC.....	4-8
463-055.....	4-5	475-018.....	3-19	497-007.....	3-3	510-306HC.....	4-7	511-701HC.....	4-8
463-060.....	4-5	476-001.....	3-19	497-008.....	3-3	510-307HC.....	4-7	511-702HC.....	4-8
464-001.....	4-5	476-002.....	3-19	500-001.....	3-25	510-308HC.....	4-7	511-703HC.....	4-8
464-015.....	4-5	476-003.....	3-19	500-003.....	3-25	510-600HC.....	4-7	511-704HC.....	4-8
464-020.....	4-5	476-004.....	3-19	500-010.....	3-25	510-601HC.....	4-7	511-705HC.....	4-8
464-025.....	4-5	476-005.....	3-19	501-000.....	3-25	510-602HC.....	4-7	511-706HC.....	4-8
464-030.....	4-5	476-006.....	3-19	501-001.....	3-25	510-603HC.....	4-7	511-707HC.....	4-8
464-035.....	4-5	476-007.....	3-19	501-005.....	3-25	510-604HC.....	4-7	511-708HC.....	4-8
464-040.....	4-5	476-008.....	3-19	501-006.....	3-25	510-605HC.....	4-7	511-800HC.....	4-8
464-045.....	4-5	476-009.....	3-19	503-001.....	3-25	510-606HC.....	4-7	511-801HC.....	4-8
464-050.....	4-5	476-010.....	3-19	503-002.....	3-25	510-607HC.....	4-7	511-802HC.....	4-8
464-055.....	4-5	476-011.....	3-19	503-003.....	3-25	510-608HC.....	4-7	511-803HC.....	4-8
464-060.....	4-5	476-012.....	3-19	503-004.....	3-25	510-743HC.....	4-7	511-804HC.....	4-8
465-001.....	4-5	476-013.....	3-19	504-001.....	3-25	510-753HC.....	4-7	511-805HC.....	4-8
465-020.....	4-5	477-001.....	3-19	504-002.....	3-25	510-754HC.....	4-7	511-806HC.....	4-8
465-025.....	4-5	477-002.....	3-19	504-003.....	3-25	510-765HC.....	4-7	511-807HC.....	4-8
465-030.....	4-5	477-003.....	3-19	504-999.....	3-25	511-001.....	3-26	511-808HC.....	4-8
465-035.....	4-5	477-004.....	3-19	505-003.....	3-25	511-003HC.....	4-7	511-910HC.....	4-8
465-040.....	4-5	485-007.....	3-14	505-004.....	3-25	511-200HC.....	4-7	511-920HC.....	4-8
465-045.....	4-5	485-008.....	3-14	505-020.....	4-6	511-201HC.....	4-7	511-921HC.....	4-8
465-050.....	4-5	485-010.....	3-14	505-030.....	4-6	511-202HC.....	4-7	511-930HC.....	4-8
465-055.....	4-5	485-011.....	3-14	505-903.....	3-25	511-203HC.....	4-7	511-931HC.....	4-8
465-060.....	4-5	490-010.....	3-14	505-904.....	3-25	511-204HC.....	4-7	511-932HC.....	4-8
466-001.....	4-5	490-011.....	3-14	506-020.....	4-6	511-205HC.....	4-7	511-940HC.....	4-8
466-020.....	4-5	490-102HC.....	1-14	506-030.....	4-6	511-206HC.....	4-7	511-941HC.....	4-8
466-025.....	4-5	490-102HC.....	3-10	506-060.....	4-6	511-207HC.....	4-7	511-942HC.....	4-8
466-030.....	4-5	490-202HC.....	1-14	506-080.....	4-6	511-208HC.....	4-7	511-943HC.....	4-8
466-035.....	4-5	490-202HC.....	3-10	507-001.....	3-26	511-310HC.....	4-8	511-951HC.....	4-8
466-040.....	4-5	490-302HC.....	1-14	507-003.....	3-26	511-320HC.....	4-8	511-952HC.....	4-8
466-045.....	4-5	490-302HC.....	3-10	507-004.....	3-26	511-321HC.....	4-8	511-953HC.....	4-8
466-050.....	4-5	490-502HC.....	1-14	507-005.....	3-26	511-330HC.....	4-8	511-954HC.....	4-8
466-055.....	4-5	490-502HC.....	3-10	507-020.....	4-6	511-331HC.....	4-8	511-961HC.....	4-8
466-060.....	4-5	490-508.....	3-14	507-040.....	4-6	511-332HC.....	4-8	511-962HC.....	4-8
467-001.....	4-5	490-510.....	3-14	509-001.....	3-26	511-341HC.....	4-8	511-963HC.....	4-8
467-020.....	4-5	490-511.....	3-14	509-003.....	3-26	511-342HC.....	4-8	511-964HC.....	4-8
467-025.....	4-5	490-602HC.....	1-14	510-000HC.....	4-7	511-343HC.....	4-8	511-965HC.....	4-8
467-030.....	4-5	490-602HC.....	3-10	510-001.....	3-26	511-352HC.....	4-8	511-973HC.....	4-8
467-035.....	4-5	491-102HC.....	1-14	510-001HC.....	4-7	511-353HC.....	4-8	511-974HC.....	4-8
467-040.....	4-5	491-102HC.....	3-10	510-002HC.....	4-7	511-354HC.....	4-8	511-975HC.....	4-8
467-045.....	4-5	491-202HC.....	1-14	510-003HC.....	4-7	511-363HC.....	4-8	511-976HC.....	4-8

511-983HC.....4-8	520-434HC.....4-9	521-808HC.....4-10	560-060HC.....4-11	564-600HC.....4-11
511-984HC.....4-8	520-445HC.....4-9	521-910HC.....4-10	561-001HC.....4-11	564-720HC.....4-11
511-985HC.....4-8	520-503HC.....4-9	521-920HC.....4-10	561-003.....3-16	564-1200HC.....4-11
511-986HC.....4-8	520-544HC.....4-9	521-921HC.....4-10	561-004.....3-16	565-001.....3-16
511-987HC.....4-8	520-600HC.....4-9	521-930HC.....4-10	561-015HC.....4-11	565-001HC.....4-12
511-998HC.....4-8	520-601HC.....4-9	521-931HC.....4-10	561-020HC.....4-11	565-020HC.....4-12
512-001.....3-26	520-602HC.....4-9	521-932HC.....4-10	561-025HC.....4-11	565-025HC.....4-12
512-002.....3-26	520-603HC.....4-9	521-940HC.....4-10	561-030HC.....4-11	565-030HC.....4-12
513-001.....3-20	520-604HC.....4-9	521-941HC.....4-10	561-035HC.....4-11	565-035HC.....4-12
513-002.....3-20	520-605HC.....4-9	521-942HC.....4-10	561-040HC.....4-11	565-040HC.....4-12
513-003.....3-20	520-606HC.....4-9	521-943HC.....4-10	561-045HC.....4-11	565-045HC.....4-12
513-004.....3-20	520-607HC.....4-9	521-951HC.....4-10	561-050HC.....4-11	565-050HC.....4-12
514-001.....3-20	520-608HC.....4-9	521-952HC.....4-10	561-060HC.....4-11	565-055HC.....4-12
514-002.....3-20	520-743HC.....4-9	521-953HC.....4-10	562-001HC.....4-11	565-060HC.....4-12
515-001.....3-26	520-753HC.....4-9	521-954HC.....4-10	562-015HC.....4-11	565-080HC.....4-12
515-002.....3-26	520-754HC.....4-9	521-963HC.....4-10	562-020HC.....4-11	565-100HC.....4-12
515-003.....3-26	521-001.....3-27	521-964HC.....4-10	562-025HC.....4-11	565-120HC.....4-12
516-001.....3-27	521-002.....3-27	521-965HC.....4-10	562-030HC.....4-11	565-180HC.....4-12
516-002.....3-27	521-003.....3-27	521-973HC.....4-10	562-035HC.....4-11	565-240HC.....4-12
516-003.....3-27	521-004.....3-27	521-974HC.....4-10	562-040HC.....4-11	565-300HC.....4-12
516-503.....3-27	521-200HC.....4-9	521-975HC.....4-10	562-045HC.....4-11	565-360HC.....4-12
517-001.....3-27	521-201HC.....4-9	521-976HC.....4-10	562-050HC.....4-11	565-480HC.....4-12
517-002.....3-27	521-202HC.....4-9	521-983HC.....4-10	562-060HC.....4-11	565-600HC.....4-12
517-003.....3-27	521-203HC.....4-9	521-984HC.....4-10	562-120HC.....4-11	565-720HC.....4-12
517-501.....3-27	521-204HC.....4-9	521-985HC.....4-10	562-180HC.....4-11	566-001HC.....4-12
518-001.....3-27	521-205HC.....4-9	521-986HC.....4-10	563-001HC.....4-11	566-004.....3-17
518-005.....3-27	521-206HC.....4-9	521-987HC.....4-10	563-015HC.....4-11	566-020HC.....4-12
519-001.....3-27	521-207HC.....4-9	525-001.....3-28	563-020HC.....4-11	566-025HC.....4-12
519-501.....3-27	521-208HC.....4-9	527-001.....3-28	563-025HC.....4-11	566-030HC.....4-12
520-000HC.....4-9	521-310HC.....4-9	529-001.....3-28	563-030HC.....4-11	566-035HC.....4-12
520-001HC.....4-9	521-321HC.....4-9	531-001.....3-28	563-035HC.....4-11	566-040HC.....4-12
520-002HC.....4-9	521-332HC.....4-9	533-001.....3-28	563-040HC.....4-11	566-045HC.....4-12
520-003.....1-12	521-342HC.....4-9	535-001.....3-28	563-045HC.....4-11	566-050HC.....4-12
520-003HC.....4-9	521-343HC.....4-9	537-001.....3-28	563-050HC.....4-11	566-055HC.....4-12
520-004.....1-12	521-353HC.....4-9	538-001.....3-28	563-055HC.....4-11	566-060HC.....4-12
520-004HC.....4-9	521-354HC.....4-9	540-001.....3-28	563-060HC.....4-11	566-080HC.....4-12
520-005.....1-12	521-365HC.....4-9	540-002.....3-28	563-080HC.....4-11	566-100HC.....4-12
520-005HC.....4-9	521-376HC.....4-9	541-001.....3-28	563-100HC.....4-11	566-120HC.....4-12
520-006.....1-12	521-400HC.....4-10	542-001.....3-28	563-120HC.....4-11	566-180HC.....4-12
520-006HC.....4-9	521-401HC.....4-10	543-003.....3-29	563-180HC.....4-11	566-240HC.....4-12
520-007.....1-12	521-402HC.....4-10	543-004.....3-29	563-240HC.....4-11	566-300HC.....4-12
520-007HC.....4-9	521-403HC.....4-10	544-003.....3-29	563-300HC.....4-11	566-360HC.....4-12
520-008.....1-12	521-404HC.....4-10	544-004.....3-29	563-360HC.....4-11	566-480HC.....4-12
520-008HC.....4-9	521-405HC.....4-10	544-502.....3-29	563-480HC.....4-11	566-600HC.....4-12
520-132HC.....4-9	521-406HC.....4-10	545-003.....3-29	563-600HC.....4-11	566-720HC.....4-12
520-143HC.....4-9	521-407HC.....4-10	545-004.....3-29	563-720HC.....4-11	567-001HC.....4-12
520-144HC.....4-9	521-408HC.....4-10	545-502.....3-29	563-1200HC.....4-11	567-020HC.....4-12
520-154HC.....4-9	521-603HC.....4-10	546-001.....3-9	564-001HC.....4-11	567-025HC.....4-12
520-200HC.....4-9	521-604HC.....4-10	547-001.....3-9	564-003.....3-16	567-030HC.....4-12
520-201HC.....4-9	521-605HC.....4-10	547-002.....3-9	564-004.....3-16	567-035HC.....4-12
520-202HC.....4-9	521-606HC.....4-10	547-003.....3-9	564-015HC.....4-11	567-040HC.....4-12
520-203HC.....4-9	521-607HC.....4-10	548-001.....3-29	564-020HC.....4-11	567-045HC.....4-12
520-204HC.....4-9	521-608HC.....4-10	550-005.....4-3	564-025HC.....4-11	567-050HC.....4-12
520-205HC.....4-9	521-702HC.....4-10	550-007.....4-3	564-030HC.....4-11	567-055HC.....4-12
520-206HC.....4-9	521-703HC.....4-10	550-020.....4-3	564-035HC.....4-11	567-060HC.....4-12
520-207HC.....4-9	521-704HC.....4-10	553-005.....4-3	564-040HC.....4-11	567-180HC.....4-12
520-208HC.....4-9	521-705HC.....4-10	553-007.....4-3	564-045HC.....4-11	567-240HC.....4-12
520-300HC.....4-9	521-706HC.....4-10	558-001.....3-9	564-050HC.....4-11	567-300HC.....4-12
520-301HC.....4-9	521-707HC.....4-10	558-002.....3-9	564-055HC.....4-11	567-360HC.....4-12
520-302HC.....4-9	521-708HC.....4-10	560-001HC.....4-11	564-060HC.....4-11	567-480HC.....4-12
520-303HC.....4-9	521-800HC.....4-10	560-015HC.....4-11	564-080HC.....4-11	568-001.....3-17
520-304HC.....4-9	521-801HC.....4-10	560-020HC.....4-11	564-100HC.....4-11	568-001HC.....4-12
520-305HC.....4-9	521-802HC.....4-10	560-025HC.....4-11	564-120HC.....4-11	568-025HC.....4-12
520-306HC.....4-9	521-803HC.....4-10	560-030HC.....4-11	564-180HC.....4-11	568-030HC.....4-12
520-307HC.....4-9	521-804HC.....4-10	560-035HC.....4-11	564-240HC.....4-11	568-035HC.....4-12
520-308HC.....4-9	521-805HC.....4-10	560-040HC.....4-11	564-300HC.....4-11	568-040HC.....4-12
520-334HC.....4-9	521-806HC.....4-10	560-050HC.....4-11	564-360HC.....4-11	568-045HC.....4-12
520-433HC.....4-9	521-807HC.....4-10	560-055HC.....4-11	564-480HC.....4-11	568-050HC.....4-12

568-055HC.....	4-12	583-015HC.....	4-13	586-035HC.....	4-14	624-001.....	3-13	9442203.....	4-2
568-060HC.....	4-12	583-020HC.....	4-13	586-040HC.....	4-14	624-301.....	3-13	9442204.....	4-2
575-001.....	3-30	583-025HC.....	4-13	586-045HC.....	4-14	624-501.....	3-13	9442243.....	4-2
575-002.....	3-30	583-030HC.....	4-13	586-050HC.....	4-14	624-701.....	3-13	9442303.....	4-2
575-003.....	3-30	583-035HC.....	4-13	586-055HC.....	4-14	625-001.....	3-12	9442304.....	4-2
575-004.....	3-30	583-040HC.....	4-13	586-060HC.....	4-14	625-002.....	3-12	9442403.....	4-2
575-005.....	3-30	583-045HC.....	4-13	586-120HC.....	4-14	625-003.....	3-12	9442404.....	4-2
575-006.....	3-30	583-050HC.....	4-13	586-180HC.....	4-14	625-004.....	3-12	9442503.....	4-2
575-007.....	3-30	583-055HC.....	4-13	586-240HC.....	4-14	625-005.....	3-12	9442504.....	4-2
575-008.....	3-30	583-060HC.....	4-13	586-300HC.....	4-14	625-006.....	3-12	9442603.....	4-2
575-009.....	3-30	583-080HC.....	4-13	586-360HC.....	4-14	625-007.....	3-12	9442604.....	4-2
575-010.....	3-30	583-100HC.....	4-13	586-480HC.....	4-14	625-008.....	3-12	9443101.....	4-2
575-011.....	3-30	583-120HC.....	4-13	586-600HC.....	4-14	625-009.....	3-12	9443102.....	4-2
575-012.....	3-30	583-180HC.....	4-13	586-720HC.....	4-14	625-010.....	3-12	9443251.....	4-2
575-013.....	3-30	583-240HC.....	4-13	587-001HC.....	4-14	625-011.....	3-12	9443252.....	4-2
575-014.....	3-30	583-300HC.....	4-13	587-020HC.....	4-14	625-012.....	3-12	9472003.....	4-2
575-015.....	3-30	583-360HC.....	4-13	587-025HC.....	4-14	625-013.....	3-12	9472004.....	4-2
575-016.....	3-30	583-480HC.....	4-13	587-030HC.....	4-14	625-014.....	3-12	9472103.....	4-2
575-017.....	3-30	583-600HC.....	4-13	587-035HC.....	4-14	625-015.....	3-12	9472104.....	4-2
575-018.....	3-30	583-720HC.....	4-13	587-040HC.....	4-14	625-016.....	3-12	9472131.....	4-2
575-019.....	3-30	583-1440HC.....	4-13	587-050HC.....	4-14	625-017.....	3-12	9472132.....	4-2
575-020.....	3-30	584-001HC.....	4-13	587-060HC.....	4-14	625-018.....	3-12	9472134.....	4-2
575-021.....	3-30	584-015HC.....	4-13	587-080HC.....	4-14	625-019.....	3-12	9472143.....	4-2
575-022.....	3-30	584-020HC.....	4-13	587-100HC.....	4-14	625-020.....	3-12	9472203.....	4-2
575-023.....	3-30	584-025HC.....	4-13	587-120HC.....	4-14	625-021.....	3-12	9472204.....	4-2
575-024.....	3-30	584-030HC.....	4-13	587-240HC.....	4-14	625-022.....	3-12	9472231.....	4-2
575-025.....	3-30	584-035HC.....	4-13	587-360HC.....	4-14	626-011.....	3-12	9472232.....	4-2
575-026.....	3-30	584-040HC.....	4-13	588-001HC.....	4-14	626-014.....	3-12	9472234.....	4-2
575-027.....	3-30	584-045HC.....	4-13	588-025HC.....	4-14	626-016.....	3-12	9472243.....	4-2
575-028.....	3-30	584-050HC.....	4-13	588-030HC.....	4-14	626-019.....	3-12	993-001.....	3-20
575-029.....	3-30	584-055HC.....	4-13	588-040HC.....	4-14	627-011.....	3-12	993-003.....	3-21
575-030.....	3-30	584-060HC.....	4-13	588-050HC.....	4-14	627-014.....	3-12	993-004.....	3-20
575-031.....	3-30	584-080HC.....	4-13	588-060HC.....	4-14	627-016.....	3-12	993-013.....	3-21
575-032.....	3-30	584-100HC.....	4-13	588-120HC.....	4-14	628-010.....	3-12	993-015RP.....	3-21
575-033.....	3-30	584-120HC.....	4-13	588-180HC.....	4-14	628-011.....	3-12	993-016RP.....	3-21
575-034.....	3-30	584-180HC.....	4-13	588-240HC.....	4-14	628-014.....	3-12	993-113.....	3-21
575-035.....	3-30	584-240HC.....	4-13	588-300HC.....	4-14	628-016.....	3-12	993-117HC.....	3-21
576-010.....	3-20	584-300HC.....	4-13	588-360HC.....	4-14	628-018.....	3-12	995-001.....	3-21
576-050.....	3-20	584-360HC.....	4-13	588-480HC.....	4-14	628-019.....	3-12	D06050.....	4-2
576-950.....	3-20	584-480HC.....	4-13	588-600HC.....	4-14	628-021.....	3-12	D08050.....	4-2
580-001HC.....	4-13	584-600HC.....	4-13	588-720HC.....	4-14	628-022.....	3-12		
580-015HC.....	4-13	584-720HC.....	4-13	611-010.....	3-20	629-011.....	3-13		
580-020HC.....	4-13	584-1440HC.....	4-13	611-025.....	3-20	629-016.....	3-13		
580-025HC.....	4-13	585-001HC.....	4-14	611-100.....	3-20	629-019.....	3-13		
580-030HC.....	4-13	585-020HC.....	4-14	613-010.....	3-20	630-002.....	3-13		
580-035HC.....	4-13	585-025HC.....	4-14	613-025.....	3-20	630-003.....	3-13		
580-040HC.....	4-13	585-030HC.....	4-14	613-100.....	3-20	630-501.....	3-13		
580-060HC.....	4-13	585-035HC.....	4-14	615-010.....	3-20	9283-034.....	4-1		
581-001HC.....	4-13	585-040HC.....	4-14	615-025.....	3-20	9283-055.....	4-1		
581-015HC.....	4-13	585-045HC.....	4-14	615-100.....	3-20	9283-603.....	4-1		
581-020HC.....	4-13	585-050HC.....	4-14	617-010.....	3-20	9283-604.....	4-1		
581-025HC.....	4-13	585-055HC.....	4-14	617-025.....	3-20	9283-703.....	4-1		
581-030HC.....	4-13	585-060HC.....	4-14	617-100.....	3-20	9283-704.....	4-1		
581-035HC.....	4-13	585-080HC.....	4-14	620-001.....	3-9	9283-803.....	4-1		
581-040HC.....	4-13	585-100HC.....	4-14	620-002.....	3-9	9283-905.....	4-1		
581-050HC.....	4-13	585-120HC.....	4-14	620-003.....	3-9	9443-255.....	4-2		
581-060HC.....	4-13	585-180HC.....	4-14	620-005.....	3-9	9443-355.....	4-2		
582-001HC.....	4-13	585-240HC.....	4-14	621-001.....	3-13	9443-310.....	4-2		
582-015HC.....	4-13	585-300HC.....	4-14	621-002.....	3-13	9443-320.....	4-2		
582-020HC.....	4-13	585-360HC.....	4-14	621-003.....	3-13	9443-325.....	4-2		
582-025HC.....	4-13	585-480HC.....	4-14	621-004.....	3-13	9445-125.....	4-2		
582-030HC.....	4-13	585-600HC.....	4-14	622-001.....	3-13	9445-150.....	4-2		
582-035HC.....	4-13	585-720HC.....	4-14	622-002.....	3-13	9445-225.....	4-2		
582-040HC.....	4-13	585-1440HC.....	4-14	622-003.....	3-13	9445-325.....	4-2		
582-050HC.....	4-13	586-001HC.....	4-14	623-001.....	3-13	9442003.....	4-2		
582-060HC.....	4-13	586-020HC.....	4-14	623-002.....	3-13	9442004.....	4-2		
582-240HC.....	4-13	586-025HC.....	4-14	623-003.....	3-13	9442103.....	4-2		
583-001HC.....	4-13	586-030HC.....	4-14	623-004.....	3-13	9442104.....	4-2		

Terms and Conditions

Our catalogue contains product specifications of certain products sold by John L. Schultz Ltd. John L. Schultz Ltd. may, from time to time, discontinue, change or otherwise modify without notice any of the products listed herein. Possession of our catalogue or price sheets by any person is not to be construed as an offer to sell that person or anyone else the goods listed herein at the price stated. All prices subject to change without notice.

Terms of Payment

Net terms – 30 days from invoice date. A 1 1/2% service charge per month will be added to any past due balance.

Freight Policy

Freight charges will be prepaid on orders for \$1000.00 **NET** or more for shipment to one destination. Otherwise freight terms are collect, from our Dorval, Quebec warehouse.

Returned Goods

Merchandise may not be returned for credit unless the Seller has agreed to accept the return in writing. Where returns are accepted, a deduction of 20% or \$20.00, whichever is greater will be made for re-handling. All transportation costs for returned goods must be paid by the Buyer. In any event, only saleable merchandise of standard manufacture may be returned for credit.

Shortages or Variances

No claims for variances from or shortages in any order will be considered unless presented within 5 days after receipt of goods.

Minimum Order

An order for items included in our catalogue for which invoice prices aggregate less than \$100.00 net will be billed at \$100.00

Limited Warranty

If within one year from date of sale, any part that is proven defective by our inspection in material or workmanship, and has not been subjected to abusive treatment or faulty installation, will be replaced free of charge, but with no allowance for labor, other expenses or losses. This warranty and limit of liability are exclusive, no other warranty expressed or implied is made, nor any other responsibility, expressed or implied, assumed.

Damage

We take the greatest care in packing and shipping our merchandise and are not responsible for damage incurred after shipment has been delivered to the carrier. All claims should be made to the carrier for damaged or lost merchandise.

JOHN L. SCHULTZ LTD.
1723 55th Ave.
Dorval, Quebec
H9P 2W3



Established 1954