



# BENGARD

FLOOR MOULDING SPECIALISTS



**WINTER / SPRING 2009**



The one thing that has remained constant over our 40 years is Bengard's commitment to excellent customer service. At Bengard, this means meeting our customer's requirements in all aspects of the business. Our dedication to the ideal, inspired by a complex and constantly evolving marketplace, has led us to specializing in the area of Flooring Transition Mouldings. We are proud to introduce our 2009 Product Catalogue. The information in this catalogue is gathered from customers, end users, and our personal experiences. The products have been created to provide you with solutions from today's transition challenges.

We'd like to thank you for your patronage and for giving us the opportunity to become "Your Floor Moulding Specialist". Being "Your Floor Moulding Specialist" means...


- ... We will provide the best service in the industry, by utilizing a team of dedicated Customer Service Specialists.
- ... Our product will maintain a high degree of consistency and quality to meet the needs of our customers, by manufacturing our product to ISO Standards.
- ... We will incorporate our customers input when making decisions, by using ideas and suggestions brought to us.
- ... All our business dealings will be handled with integrity, by ensuring customers and suppliers alike know the facts.
- ... New product innovation will be an integral part of our business strategy, by continually anticipating market trends and designing the transition solutions demanded by the industry.

## WARRANTY

### BENGARD LIMITED WARRANTY

Bengard Aluminum, Vinyl and Rubber modified flooring products, for a period of 1 (one) year from date of shipment, will be subject to the following warranties; Bengard products will conform to original product and contract description with only such reasonable variations as is acceptable in the trade . These products will be fit for the purposes for which they were intended and that they will be adequately packaged and labeled. Bengard will replace any defective product found if said defect is identified before installation. If a defect is found after installation, Bengard must be notified in writing within 10 days of installation. The customer must then, at Bengard's discretion, allow an inspection of the installation. If upon inspection, Bengard determines the product to be defective, Bengard will at its own discretion supply replacement materials that conform to the contract requirements or issue a credit equal to but not exceeding the original purchase price for the goods in question. Bengard assumes no liability or responsibilities for labour or the cost of other materials used in such installations.


Warranties do not apply to the following specified items, terms and conditions: A) Exact matching of color, shade, texturing or mottling. B) Any warranties, other than expressed above, implied or promised by any sales representative. C) Tears, scratches, burns, or other damage caused by improper installation, improper use or maintenance. D) Sales of "Seconds", or "Imperfect" goods. E) Problem caused by moisture, hydrostatic pressure or alkali in the sub-floor. F) Problem caused by installation with non-approved adhesive. If you are unsure about the suitability of a particular adhesive, please call us for our recommendations. G) Product installed - Outdoors. Bengard products are designed for interior use only. H) Color degradation caused by sunlight or other U.V. exposure. These warranties are supplied in lieu of any other warranty, expressed or implied. All product specifications are subject to change without notice.






## Table Of Contents

### SECTION 1 Vinyl/Rubber Products



### SECTION 2 Aluminum/Carpet Products



### SECTION 3 Laminate Products



### SECTION 4 Ceramic Tile Products



### SECTION 5 Wood Mouldings



### MORE INFORMATION

COLOUR GUIDE.....34

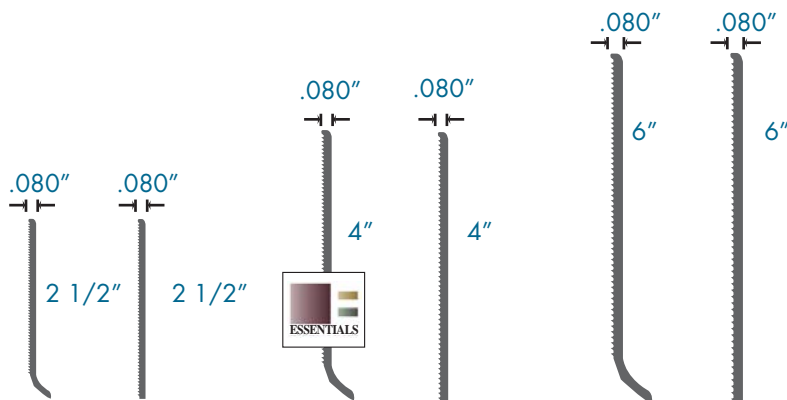
LEGEND.....34

NUMERICAL INDEX.....32

WARRANTY.....1

## SECTION 1

### VINYL WALL BASE



#### ■ VX 250 ■ TX 250

- 2 1/2" Vinyl Cove Base.
- 0.080" Gauge.
- 120' per CTN/ Rolls or 4' Strips.

#### ■ VX 400 ■ TX 400

##### ■ CX 400

- 4" Vinyl Cove Base.
- 0.080" Gauge.
- 120' per CTN/ Rolls or 4' Strips.

#### ■ VX 600 ■ TX 600

- 6" Vinyl Cove Base.
- 0.080" Gauge.
- 120' per CTN/ Rolls or 4' Strips.



Pre-Moulded outside corners are available in 2 1/2", 4", 6" heights and in all colors. Please specify RX, or VX along with size and color.

■ Available in all 36 colours

■ Available with special order only ■ Available in all 18 ESSENTIALS colours ■ Available in 4 colours (Beige, Black, Brown & Grey)

■ Available in 8 colours (Black, Brown, Beige, Grey, Charcoal, Medium Grey, Sable & Fawn) ■ Available in Black only

For colour availability please refer to Colour Guide/Legend on pg. 31 & 32

### VINYL BASE

High quality Cove Base manufactured using 100% Virgin materials.

Advanced co-extrusion technology allows for tough scuff-resistant surface while maintaining overall flexibility and ease of installation.

Unique "V-Groove" glue lines provides greater surface area on back of base for vastly improved contact area.

Top Return ensures close fit to wall.

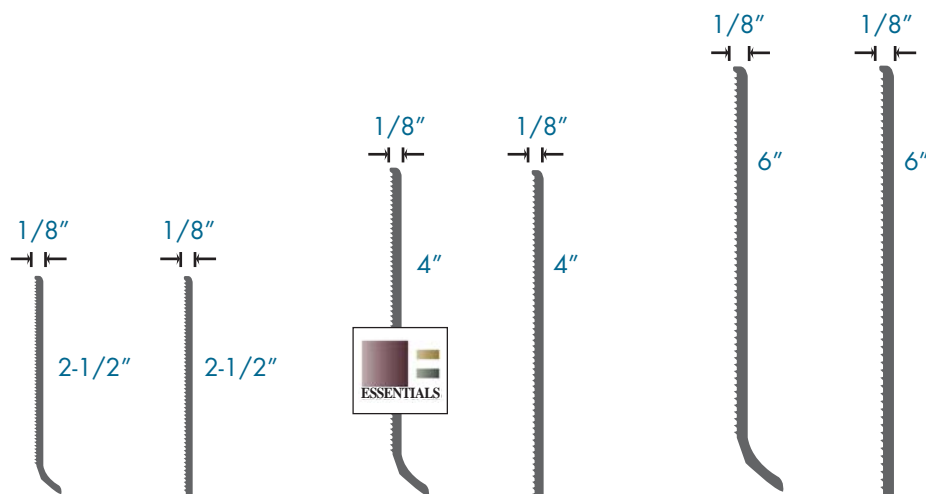
The compounds used consists of durable high resin Vinyls.

VX Series Cove Base is available in all 36 colors to coordinate with other Bengard Vinyl Mouldings

We welcome your custom color inquiries. Certain minimums apply.

1/8" Vinyl Wall Base also available. RV250, RV400, RV600 Special Order Only

### RUBBER WALL BASE



#### ■ RR 250 ■ TR 250

- 2 1/2" Rubber Cove Base.
- 1/8" Gauge.
- 120' per CTN/ Rolls or 4' Strips.

#### ■ RR 400 ■ TR 400

- 4" Rubber Cove Base.
- 1/8" Gauge.
- 120' per CTN/ Rolls or 4' Strips.

#### ■ RR 600 ■ TR 600

- 6" Rubber Cove Base.
- 1/8" Gauge.
- 120' per CTN/ Rolls or 4' Strips.

### RUBBER BASE

Our Premium Cove Base product.

Manufactured using 100% Virgin material.

Advanced co-extrusion technology allows for tough scuff resistant surface while maintaining excellent overall flexibility and ease of installation.

Thick 1/8" gauge covers most wall imperfections.

Unique "V-Groove" glue lines provide greater surface area on back of base for vastly improved contact area.

Top Return ensures close fit to wall.

1/8" Wall Base also available in Vinyl.

■ Available in all 36 colours

■ Available with special order only ■ Available in all 18 ESSENTIALS colours ■ Available in 4 colours (Beige, Black, Brown & Grey)

■ Available in 8 colours (Black, Brown, Beige, Grey, Charcoal, Medium Grey, Sable & Fawn) ■ Available in Black only

For colour availability please refer to Colour Guide/Legend on pg. 32 & 34

## COLONIAL BASE

Colonial Style Base is a flexible, PVC wall base that replicates painted, sculpted wood base moulding.

Colonial Style Base is more cost-effective than traditional wood base and is great for remodel or new construction in commercial and industrial settings. It is dent and scratch resistant and requires no painting.

Colonial Style Base's flexibility makes it great for straight or curved walls while hiding imperfections. The 4 1/2" height covers over previous 4" base installations for a clean, fresh look.

50 foot seamless rolls are perfect for large areas. Making straight, mitered, or inside and outside corners are easily done.

No nailing, priming, painting needed. Base will stand firm against dents, scratches, mildew, and cracking.



EB450

Heavy gauge rubber base. Smooth satin finish and intrinsic flexibility helps hide substrate irregularities. Available in continuous rolls. Available in white. Deep grooves and several uniquely-shaped surfaces simulate milled wood mouldings.

Available: WHT



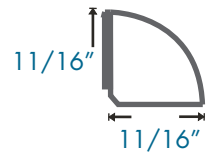
## SCULPTURED WALL BASE



QR6875

Dent and water resistant, super strong self adhesive with no nails or caulking required. Product adheres to all clean and dry surfaces. Saves installation time, easy to cut and paintable.

Available: WHT

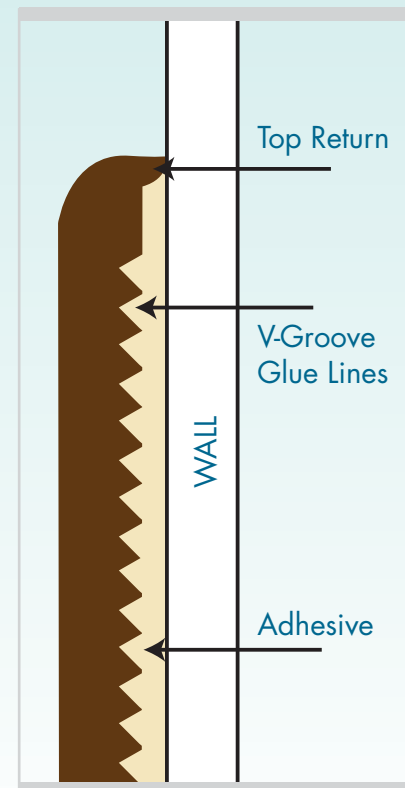


## RUBBER BASE SPECIFICATIONS

Flooring accessories shown in the finishing schedule as RUBBER WALL BASE shall be high resin content rubber modified wall base as manufactured by BENGARD MANUFACTURING. All rubber base shall be a height of \_\_\_\_ (Specify 2 1/2", 4", or 6") and a length of \_\_\_\_ (Specify 4 foot strips or 120 foot coils) in \_\_\_\_ (Specify toe or toeless) style. The wall base shall conform to the performance specifications of CSA-A126.5 and to Federal Specification ASTM F1861-98. The wall base shall be supplied free of surface blemishes and imperfections. Only premium quality wall base adhesives will be used for installing this product. Use of any other adhesive will void the BENGARD warranty.

## VINYL BASE SPECIFICATIONS


Flooring accessories shown in the finishing schedule as VINYL WALL BASE shall be high resin content vinyl wall base as manufactured by BENGARD MANUFACTURING. All vinyl base shall be a height of \_\_\_\_ (Specify 2 1/2", 4", or 6") and a length of \_\_\_\_ (Specify 4 foot strips or 120 foot coils) in \_\_\_\_ (Specify toe or toeless) style. The wall base shall conform to the performance specifications of CSA-A126.5 and to ASTM F1861-98. The wall base shall be supplied free of surface blemishes and imperfections. Only premium quality wall base adhesives will be used for installing this product. Use of any other adhesive will void the BENGARD warranty.



# SECTION 1

## TRACKS FOR E+T CAPS


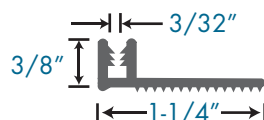
SECTION



CM1651  
CM1651P, CM1130

Narrow Pinless Channel for use where rubber backed carpet meets dissimilar flooring. Accepts all 1/8" leg "T" or "E" caps such as Bengard's CM1110, CM1120, CM1111, and CM1121. Canadian Style Channel. CM1651P is same as CM1651 except bottom flange is pre-punched for easy setting into mortar for ceramic tile application. CM1130\* is made of rigid PVC.


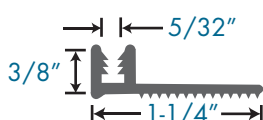
Colour: WHT  
CM1130 Finish: BLK  
Finish: MIL



CM1655  
CM1655P, CM1140

Wide Pinless Channel for use where rubber backed or glue down carpets meets dissimilar flooring. Accepts all 3/16" leg "T" or "E" caps such as Bengard's CM1150, CM1151, CM1161, CM1171, CM1180, and CM1181. U.S. Style Channel. CM1655P is same as CM1655 except bottom flange is pre-punched for easy setting into mortar for ceramic tile application. CM1140\* is made of rigid PVC.


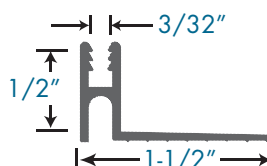
Colour: WHT  
CM1140 Finish: BLK  
Finish: MIL



CM1658

For areas where extra strength or height is needed. Can be used with all 1/8" leg "E" or "T" caps. Extra height for installations where floor covering are over 3/8" high but less than 1/2". Added strength of one piece aluminum track holds up under increased traffic. Tack strip can be used when installing under pad


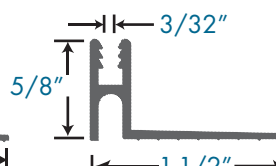
Finish: MIL



CM1659

5/8" Aluminum Narrow Pinless Channel for areas where extra strength or height is needed. Can be used with all 1/8" leg "E" or "T" caps. Extra height for installations where floor covering are over 3/8" high but less than 5/8". Added strength of one piece aluminum track holds up under increased traffic. Tack strip can be used when installing under pad.

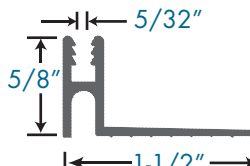
Finish: MIL



CM1660

5/8" Aluminum Pinless Channel for areas where extra strength or height is needed. Can be used with all 3/16" leg E or T caps. Extra height for installations where floor covering are over 3/8" high but less than 5/8". Added strength of one piece aluminum track holds up under increased traffic. Tack strips can be used when installing under pad.

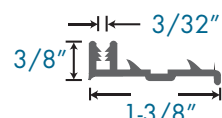
Finish: MIL



CM1751

Channel for use where action backed carpet meets dissimilar flooring. Accepts all 1/8" leg "T" or "E" caps such as Bengard's CM1110, CM1120, CM1111, and CM1121. Ultra Pin continuous pinning system for maximum holding strength. Canadian Style Channel.

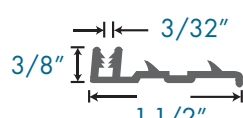
Finish: MIL



CM1752

Same as 1751 except for step on base of channel. The step is useful for tucking-in high pile carpet. Ultra Pin continuous pinning system for maximum holding strength. Accepts all 1/8" leg "T" or "E" caps such as Bengard's CM1110, CM1120, CM1111, and CM1121. Canadian Style Channel.

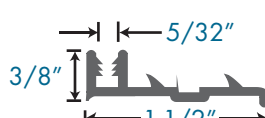
Finish: MIL



CM1755

Wide channel for use for where action backed carpet meets dissimilar flooring. Accepts all 3/16" leg "T" or "E" caps such as Bengard's CM1150, CM1151, CM1161, CM1171, CM1180, and CM1181. Ultra Pin continuous pinning system for maximum holding strength. U.S. Style Channel.

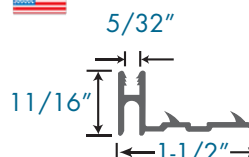
Finish: MIL



CM1759

3/4" Aluminum Wide Pinned Channel for areas where extra strength or height is needed. Can be used with all 1/8" leg "E" or "T" caps. Extra height for installations where floor covering are over 3/8" high but less than 3/4". Added strength of one piece aluminum track holds up under increased traffic. Ultra Pin continuous pinning system for maximum holding strength.

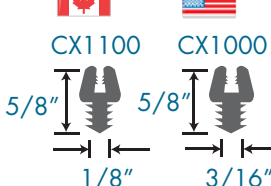
Finish: MIL



CX1000 CX1100

Channel Extender. Made of Rigid PVC. Used on ceramic tile installations when inserted into track. This extender increases effective height of channel by 3/8". For use in U.S. Style channels such as CM1755, CM1655, and CM1140. Also for use in Canadian style channels such as CM1751, CM1752, CM1651, and CM1130.

CX1000 Finish: WHT  
CX1100 Finish: BLK





# SECTION 1

## VINYL E+T CAPS



Regular E & T-Caps for use where adjacent floors meet and color coordination is important. For residential or light commercial purposes. Use with CM1651, CM1659, CM1751, or CM1752


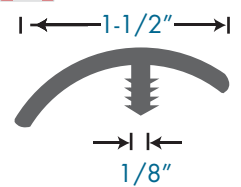
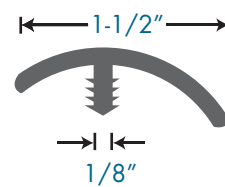
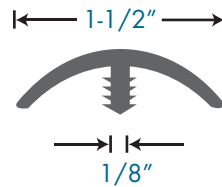
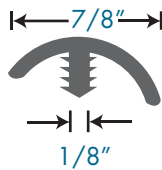
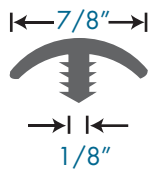
\* Available in wood grain finish.



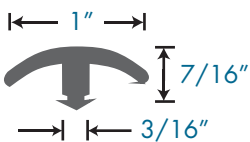
Commercial E & T-Caps for use where adjacent floors meet and color coordination is important. E - Cap for use on height differentials under 5/8". Both made for high traffic commercial purposes. Use with CM1651, CM1659, CM1751, or CM1752.



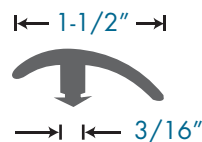
Commercial E & T-Caps for use where adjacent floors meet and colour coordination is important. For residential or light commercial purposes. Available in 12 foot lengths. Use with CM1651, CM1751, CM1752, CM1659 AND CM1658  
Finish: Beech, Oak, Red Oak, Walnut



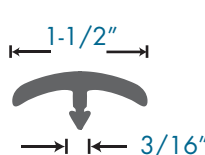
Regular E & T-Caps for use where adjacent floors meet and color coordination is important. For use in residential to light traffic areas. Made for height differentials up to 3/8". Fits wide channels such as CM1655, CM1755, CM1759, and CM1140



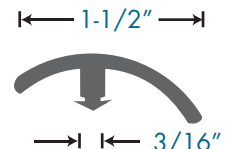
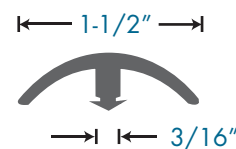
Commercial E-cap for use where adjacent floors meet and colour coordination is important. Use on height differentials under 5/8". Available in 12 foot lengths  
Finish: Beech, Oak, Red Oak and Walnut.



Regular E & T-Caps for use where adjacent floors meet and colour coordination is important. For use in residential to light traffic areas. Made for height differentials up to 3/8". Fits wide channels such as CM1655, CM1755, CM1759, and CM1140.



Commercial E & T-Caps for use where adjacent floors meet and color coordination is important. E - Cap for use on height differentials under 5/8". Both made for high traffic commercial purposes. Fits wide channels such as CM1655, CM1755, CM1759, and CM1140.



■ Available in all 36 colours

■ Available with special order only ■ Available in all 18 ESSENTIALS colours ■ Available in 4 colours (Beige, Black, Brown & Grey)

■ Available in 8 colours (Black, Brown, Beige, Grey, Charcoal, Medium Grey, Sable & Fawn) ■ Available in Black only

For colour availability please refer to Colour Guide/Legend on pg. 32 & 34

# SECTION 1

## VINYL CAPS AND REDUCERS

### Our Commitment

Bengard was established in 1968 as B&B Manufacturing, Bengard has the most comprehensive product line in the industry, including carpet, ceramic, laminate, vinyl, resilient and hardwood trim. Bengard is a one-stop shop for all of your accessory needs - your floor moulding specialist.

The one thing that has remained constant over our 40 years is the Bengard's commitment to excellent customer service. At Bengard, this means meeting our customer's requirements in all aspects of the business. Our dedication to the ideal, inspired by a complex and constantly evolving marketplace, has led us to specializing in the area of Flooring Transition Mouldings.

Our goal is to be the Global leader in Floor Covering Accessories. This can only be accomplished by offering great products, great service and by the actions of our associates.



■ CM1126



■ CM1181

Regular E & TCaps for use where adjacent floors meet and color coordination is important. For use in residential to light traffic areas. Made for height differentials up to 3/8", fits wide channels such as CM1655, CM1755, CM1759 and CM1140



1"




1/8"



1-3/8"



3/16"




■ CM1200

Carpet to Tile Divider for use where commercial carpet meets tile. Flexible lip allows use with 3/16" - 1/4" carpet meeting 0.080" - 1/8" tile.



■ RD2400

Commercial carpet to ceramic or hardwood Divider. For heavy duty traffic where ceramic or hardwood meet carpet.



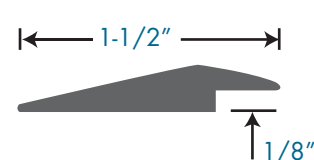
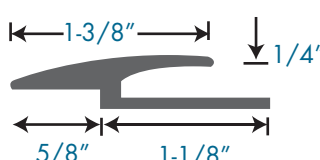
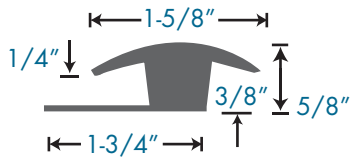
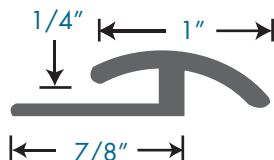
■ RD2330

Carpet to Tile Reducer. Creates an attractive, safe transition between carpet and VCT. The edges of both floor coverings can easily be tucked in to protect them from damage. The bottom lip is designed to enable the carpet and moulding to be glued together and secured to the floor.



■ RD2320

Overlap Tile Reducer for use with resilient flooring from 0.080 - 0.125" thick.



■ Available in all 36 colours

■ Available with special order only ■ Available in all 18 ESSENTIALS colours ■ Available in 4 colours (Beige, Black, Brown & Grey)

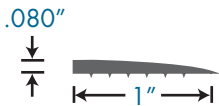
■ Available in 8 colours (Black, Brown, Beige, Grey, Charcoal, Medium Grey, Sable & Fawn) ■ Available in Black only

For colour availability please refer to Colour Guide/Legend on pg. 32 & 34


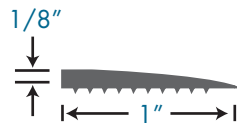





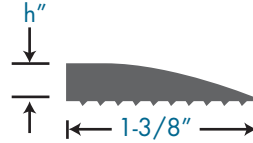
0.080" (2mm) Reducer Strip for butting up to tile or resilient flooring. Provides a smooth, safe transition to substrate or adjacent flooring.




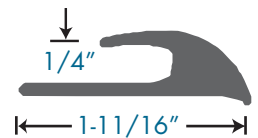
1/8" (3mm) Reducer Strip for butting up to tile or resilient flooring. Provides a smooth, safe transition to substrate or adjacent flooring.



RD2030 1/4" (6mm) h  
RD2040 3/8" (9mm) h  
Reducer Strip for butting up to tile or resilient flooring. Provides a smooth, safe transition to substrate or adjacent flooring.



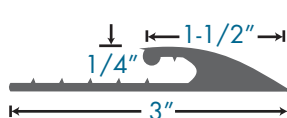
1/4" Insert Reducer for glue down carpet installations. Can be used with carpet up to 28 oz. Lip flexible up to 5/16". Also available with Peel & Stick back, RDV149PS.



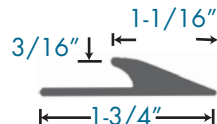
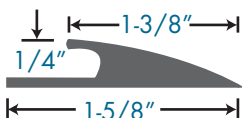
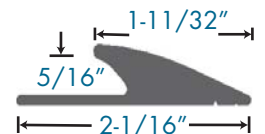
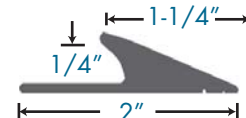
1/4" Insert Reducer for glue down carpet installations. Can be used with carpet up to 40 oz. Lip flexible up to 3/8". For light commercial or residential use.



1/4" Insert Reducer for glue down carpet installations. Can be used with carpet up to 40 oz. Lip flexible up to 3/8". For heavy commercial use. Also available with 1/8" butt RD2140, Special order



3/16", 1/4", 5/16" Tuck Reducer for glue down carpet installations. For light commercial or residential use.



# SECTION 1

## VINYL STAIR NOSINGS

SECTION 1



**1 -5/8" Drop Overlap Nosing.** Used over vinyl tile or resilient flooring. Protects edge of floor covering from damage at step face and provides extra traction for safety.


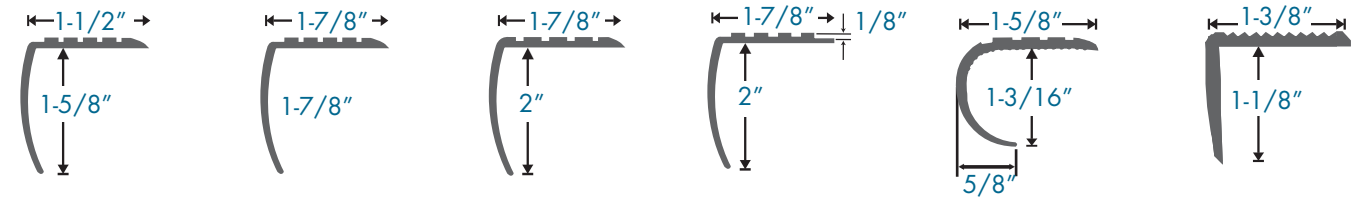
**1-7/8" Drop Overlap Nosing.** Used over vinyl tile or resilient flooring. Protects edge of floor covering from damage at step face and provides extra traction for safety.

**2" Drop Overlap Nosing.** Used over vinyl tile or resilient flooring. Protects edge of floor covering from damage at step face and provides extra traction for safety.

**2" Drop Butt-Type Nosing.** Used to butt up to 1/8" tile or resilient floor. Protects edge of floor covering from damage at step face and provides extra traction for safety.

**Bull Nose** designed to be used with round nosed stairs. Flexible round nose allows for easy installation. 5/8" return helps to hide underside of stair.

**Square Nose** covers and protects leading edge of stairs. Use over vinyl and sheet goods. Excellent slip resistance. Smaller profile nosing provides a clean finished edge.



**Overlap Nosing**  
This Rubber/Vinyl composite nosing has large 2-1/2" x 2-1/2" legs to help cover damaged area or stairs with unusually large drops.

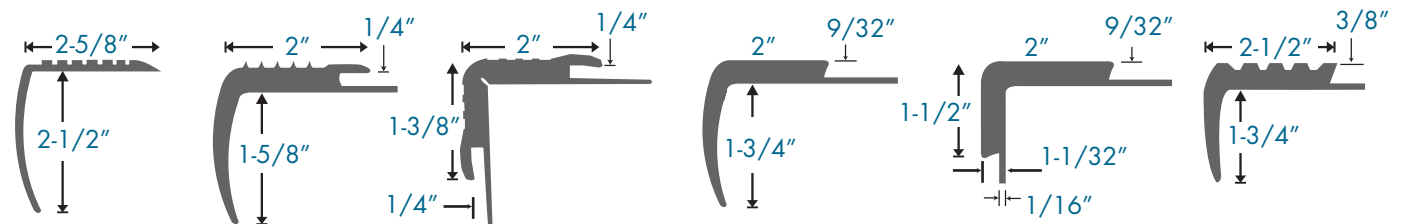
**1-5/8" Drop Commercial friction-type insert nosing.** For carpet or tile up to 3/8" thick.

**1-3/8" Drop** not including flange commercial friction-double insert nosing. For carpet or tile up to 3/8" thick. Also available with abrasive strip. Notched for easy installation.

**1-3/4" Drop Commercial Single Butt-Type Nosing.** For butting up to 1/4" tile or up to 30 oz. carpet.

**Double Butt Nosing.** For butting up to carpet or tile. For use when flooring is installed on both step and riser.

**1-3/4" Drop Commercial Nosing.** Designed to butt to 3/8" ceramic tile, providing excellent traction.



Available in all 36 colours

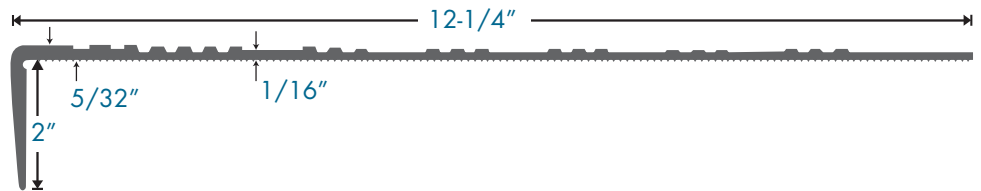
Available with special order only Available in all 18 ESSENTIALS colours Available in 4 colours (Beige, Black, Brown & Grey)

Available in 8 colours (Black, Brown, Beige, Grey, Charcoal, Medium Grey, Sable & Fawn) Available in Black only

For colour availability please refer to Colour Guide/Legend on pg. 32 & 34



ST5010, ST5010SA,  
ST5010DA ABRASIVE INSERT

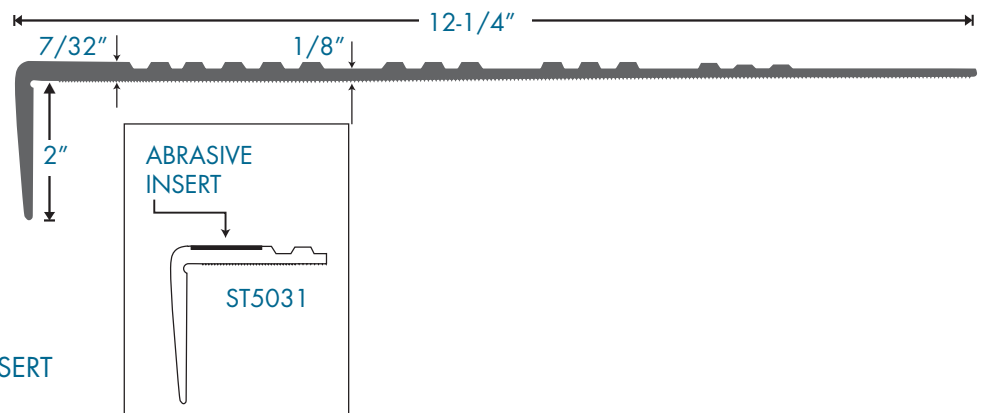


■ ST5010 ■ ST5010SA/ST5010DA ABRASIVE INSERT

Standard duty Stair Tread to suit most commercial applications  
Safety grip top rib pattern  
Available with single abrasive insert. Specify part #ST5010SA  
Available with double abrasive inserts. Specify part # ST5010DA

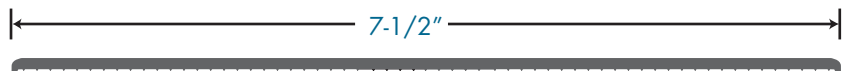



ST5030, ST5030SA  
ABRASIVE INSERT



■ ST5030 ■ ST5030SA ABRASIVE INSERT

Heavy duty Commercial Stair Tread  
Safety grip top rib pattern  
Available with one abrasive insert.  
Specify part #ST5030SA.  
Easy flex leg for set back risers



■ SR5080

7-1/2" Stair Riser  
6" Base may also be used as Stair Riser

## ARCHITECTS' MATERIAL SPECIFICATION

ALL RUBBER/ VINYL STAIR TREADS supplied under this specification shall be BENGARD RUBBER/VINYL STAIR TREADS and are designated as (Specify ST5010, ST5030, ST5030SA, ST5010SA, or ST5010DA for SAFETY GRIPS), and shall have a square nose that is 2" long as measured from the bottom of tread. The width of the tread shall be 12-1/4" and a length of (Specify length up to 12 feet). The color shall be ..(Specify color from Bengard Color Chart). The Stair Tread will be installed using only premium adhesives specifically designed to be used with stair treads and vinyl compatible. ST5010 and ST5030 are in full compliance with Federal Specification RR-T-650 E, Composition B, Type 2 dated February 25, 1994 superseding RR-T-650D, September 22, 1988.

- Available in all 36 colours  
■ Available with special order only ■ Available in all 18 ESSENTIALS colours ■ Available in 4 colours (Beige, Black, Brown & Grey)  
■ Available in 8 colours (Black, Brown, Beige, Grey, Charcoal, Medium Grey, Sable & Fawn)  
For colour availability please refer to Colour Guide/Legend on pg. 32 & 34

# SECTION 1

## VINYL WALL CAPS

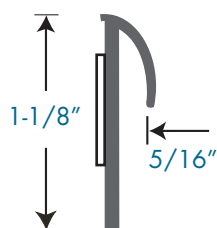
SECTION 1



■ CC1010

1/4" Cove Cap for use when coving carpet up to 5/16" thick.

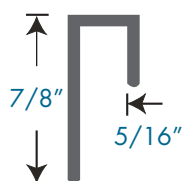
■ CC1010PS



■ CC1020

1/4" Square Cove Cap for use when coving carpet up to 5/16" thick and where a square look is required. Available with peel and stick tape or dry back.

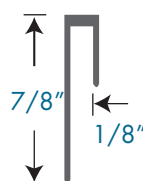
■ CC1020PS



■ CC1060

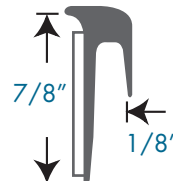
1/8" Square Cove Cap for use when coving carpet up to 3/16" thick and where a square look is required. Available with peel and stick tape or dry back.

■ CC1060PS




■ CR2050PS

1/8" resilient cove cap for use when coving resilient floor up to 3/16" thick. Peel and stick tape for easy application.




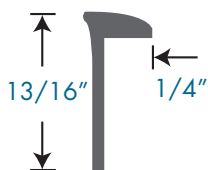
### CORNER GUARD



■ CC1030

Can be used for capping carpet, ceramic, or paneling up to 1/4" thick.

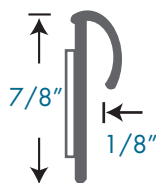
■ CC1030PS



■ CC1040

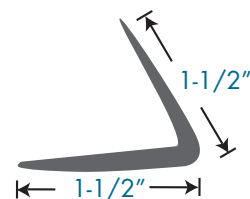
1/8" resilient Cove Cap for use when coving resilient floor or tile up to 3/16" thick. Peel and stick tape for easy application.

■ CC1040PS



■ CG1515

Flexible Vinyl Corner Guard: Corner protector for walls and doorways where a bumper guard is needed. This product will not shrink, crack or chip like rigid plastics.



■ Available in all 36 colours

■ Available with special order only ■ Available in all 18 ESSENTIALS colours ■ Available in 4 colours (Beige, Black, Brown & Grey)

■ Available in 8 colours (Black, Brown, Beige, Grey, Charcoal, Medium Grey, Sable & Fawn) ■ Available in Black only.

For colour availability please refer to Colour Guide/Legend on pg. 32 & 34

## VINYL FILLET STRIPS

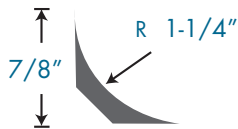


■ FL3010

1 1/4" radius Flexible Cove Former. Used with carpet or resilient flooring to support cove area of flooring material.

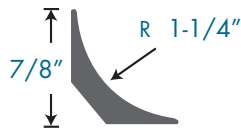
\*May also be ordered in rigid PVC

## ■ FL3011



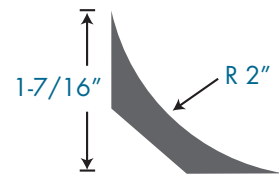
■ FL3016

1 1/4" radius Flexible Cove Former. Similar to FL3010 but self supporting.



■ FL3020

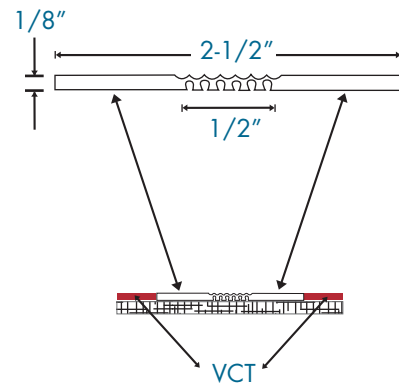
2" radius Flexible Cove Former. Used with carpet or resilient flooring to support cove area of flooring material. Provides a softer curve than FL3010.



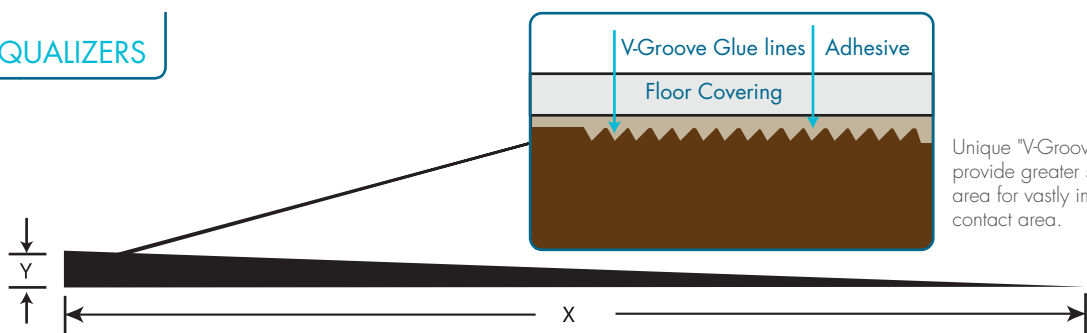
## EXPANSION JOINT COVER

## ■ RD3000

Resilient floor expansion joint cover prevents cracking in floor covering due to expansion and contraction of concrete. Ribbed section of the trim is lined up over saw cut in the slab butting up to floor covering. Use with VCT, Solid Vinyl, Rubber, or Linoleum flooring



## FLOOR EQUALIZERS



Unique "V-Groove" glue lines provide greater surface area for vastly improved contact area.

PROFILE NUMBER	Y HEIGHT	X WIDTH
■ RD9125	1/8"	11"
■ RD9250	1/4"	11"
■ RD9375	3/8"	11"
■ RD9500	1/2"	11"

Vinyl Reducer Strips (Floor Equalizer) with V-Groove technology.

Builds transition between floors up to 3/4" in height.

Finish coat of patch can be used to achieve perfect height.

Economical solution for height variances.

Quickly equalizes floor levels thereby minimizing the use of floor patch.

Saves time and labor. Custom length sizes available. Glued directly to substrate. Floor covering can be adhered directly on top.

Available only in Black.

Available only in 4ft. length

■ Available in all 36 colours


■ Available with special order only ■ Available in all 18 ESSENTIALS colours ■ Available in 4 colours (Beige, Black, Brown & Grey)

■ Available in 8 colours (Black, Brown, Beige, Grey, Charcoal, Medium Grey, Sable & Fawn) ■ Available in Black only.

For colour availability please refer to Colour Guide/Legend on pg. 32 & 34

## SECTION 2


# TAPDOWNS



CM1740

Residential weight Pinned Tapdown for use with low to medium pile action backed carpet up to 30 oz. Ultra Pin system for maximum holding strength.


Finishes: CVG, HDB, HTI, HCA, HGA, HSI



CM1741

Residential weight Pinned Tapdown with additional top return to lock in carpet. For use with low to medium pile action backed carpet up to 30 oz. Ultra Pin system for maximum holding strength.

Finishes: HGA, HSI, HTI, HDB



CM1742

Residential weight Pinned Tapdown for use with low to medium pile action backed carpet up to 30 oz. Ultra Pin system for maximum holding strength. 5/8" top face.

Finishes: HGA, HSI



CM1750

Commercial Pinned Tapdown for use with high pile action backed carpet up to 60 oz. Ultra Pin system for maximum holding strength.

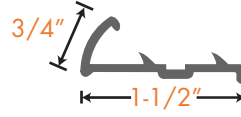
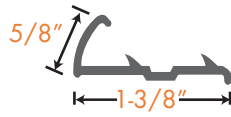
Finishes: CVG, HTI, HCA, HGA, HSI, HDB



CM1760

Commercial duty Pinned Tapdown for use with the thickest action backed carpets. Ultra Pin system for maximum holding strength. 7/8" top face.

Finishes: CVG, HTI, HCA, HGA, HSI, HDB



CM1770

Economy large lip (3/4") Tapdown for use with the thickest action backed carpet. May be used in areas of low traffic. CM1770 has the same Ultra Pin system as our other pinned metals for maximum holding strength.

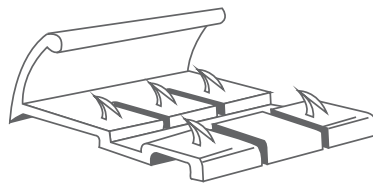
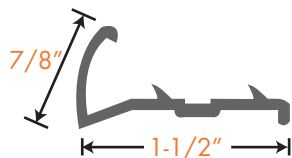
Finishes: CVG, HGA, HSI, HTI



CONTOUR (FLEX)

THE FOLLOWING ITEMS ARE AVAILABLE IN CONTOUR (FLEX) FOR CURVED AREAS:


CM1741C	CM1651C	CM1760C
CM1650C	CM1752C	CM1653C
CM1751C		CM1755C
CM1655C		



## Customer Service

We have been focused on customer service since the beginning. It is true that we have the broadest assortment of accessory products in the industry. It is also true that we have a history of order fulfillment that is recognized as an industry leader. We are proud of the fact that we bring new and exciting products to market well in advance of others, as well as providing the basic products that are used everyday. But our success is really based on the exceptional customer service provided by our associates.

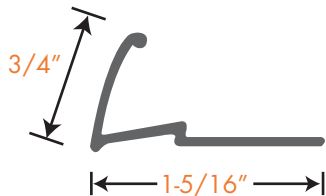




CM1621

Multi-purpose Tapdown that can be used for carpet underpad installation or glue down installations. The large lip covers even the thickest carpets with room for tucking the edge. Tackless can be used on the bottom for carpet with underpad installations.


Finishes: HGA, HSI, HTI



CM1650

Commercial Pinless Tapdown for use with rubber backed and direct glue down installations. Nail holes on 12" centres.


Finishes: HGA, HSI



CM1653

Residential weight Pinless Tapdown for use with foam backed carpet or direct glue down installations. Available in Peel & Stick.

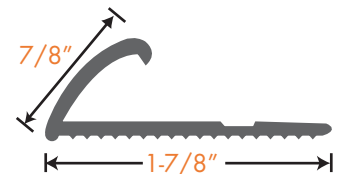
Finishes: CVG, HCA, HDB, HGA, HSI, HTI



CM1657

Commercial duty Pinless Tapdown for use in high traffic commercial settings. Used in glue down carpet installations.

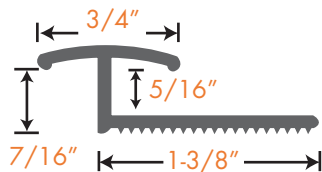
Finishes: HGA, HSI



CM1666

Pinless Divider for commercial use. Used where foam backed carpet meets ceramic, hardwood, laminate, cushion floor on plywood or sheet vinyl on subfloor. (Can be adjusted to accept slightly thinner materials). For high traffic areas.

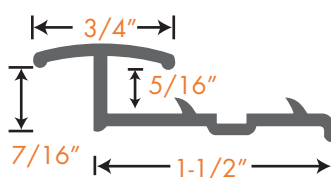
Finishes: HGA, HSI, HTI, HCA



CM1766

Pinned Divider for commercial use. Used where canvas backed carpet meets tile, hardwood, laminate or cushion floor on plywood. (Can be adjusted to accept slightly thinner materials). For high traffic areas.

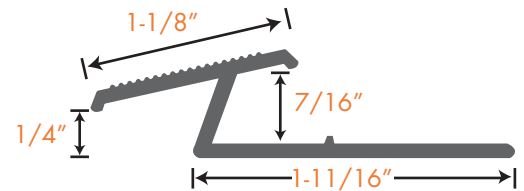
Finishes: HGA, HSI, HTI, HCA



CM1680


Adjustable height multi-purpose (divider) moulding adapts to many applications. Product can be tapped down to accommodate various thicknesses of different flooring materials.

Finishes: SGA, SCA




## SECTION 2

### JOINER BARS




CM1196

1" Residential Bevel Bar for transitions. Made for height differentials of up to 3/16".  
Finishes: CVG, HDB, HGA, HSI, HTI, BCL



CM1197

1" Economy Bevel Bar for transitions. Made for height differentials of up to 3/16". Light traffic only.  
Finishes: HCA, CVG, HGA, HSI, HDB, HTI




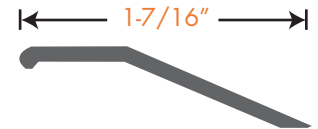
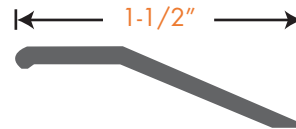
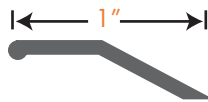
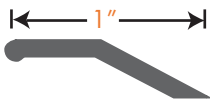
CM2196

1-1/2" Residential Bevel Bar for transitions. Made for height differentials of up to 5/16".  
Finishes: HGA, HSI, HTI, BCL



CM2197

1-7/16" Economy Bevel Bar for transitions. Made for height differentials of up to 5/16". Light traffic only.  
Finishes: CVG, HDB, HGA, HSI, HTI, HCA




CM3196

2" Commercial weight Bevel Bar. For use in high traffic areas or where extreme height differentials exist.  
Finishes: CVG, HGA, HSI, HTI, BCL, HCA




CM1342

3/4" Seam Binder Covers seams of hard surface or resilient floors.  
Finishes: HGA, HSI, HTI



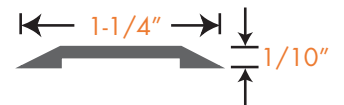
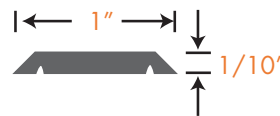
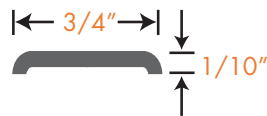
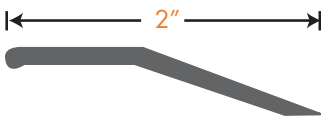
CM1344

1" Flat Joiner. For binding seams at doorways where dissimilar floors of equal height meet.  
Finishes: CVG, HDB, HGA, HSI, HTI, BCL, HCA



CM1142

1-1/4" Flat Joiner. Wider than CM1344 for seams where greater bridging is required.  
Finishes: CVGM HGA, HSI, HTI, HDB, HCA, BCL



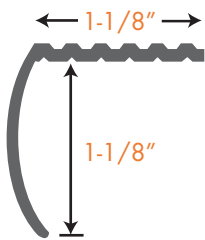
## SECTION 2

# ALUMINUM NOSINGS



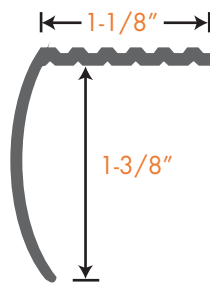
CM2184

1-1/8" Drop Stair Nosing. Protects edge of stair from damage. This product is designed for residential or light commercial use.  
Finishes: CVG, HGA, HSI, HTI, HDB



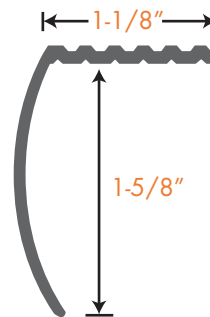
CM2190

1-3/8" Drop Stair Nosing. Protects edge of stair from damage. This product is designed for residential or light commercial use.  
Finishes: HGA, HSI, HTI, BCL, HDB



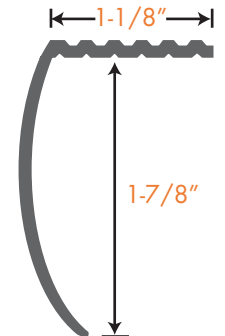
CM2191

1-5/8" Drop Stair Nosing. Protects edge of stair from damage. This product is designed for light commercial or residential use.  
Finishes: CVG, HCA, HDB, HGA, HSI, HTI, BCL



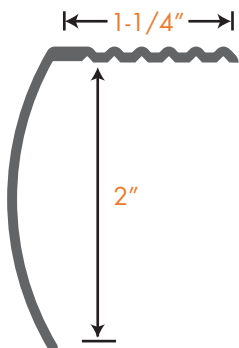
CM2193

1-7/8" Drop Stair Nosing. Protects edge of stair from damage. This product is designed for residential or light commercial use.  
Finishes: CVG, HDB, HCA, HGA, HSI, HTI, BCL



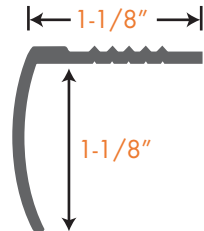
CM2199

2" Drop Stair Nosing. Protects edge of stair from damage. This product is designed for light commercial or residential use.  
Finishes: HGA, HSI, HTI, HDB




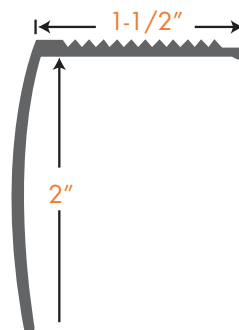
CM2182

1-1/8" Drop Economy Stair Nosing. Protects edge of stair from damage.  
Finishes: CVG, HGA, HSI, HTI, HDB



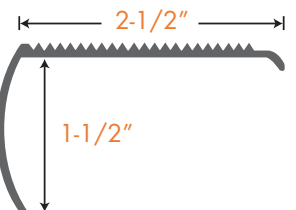
CM2194

Full 2" Residential Drop Stair Nosing with 1-1/2" Top tread. Covers most imperfections. The wider top tread allows for nosing to be secured away from stair edge especially when edges of stairs are damaged.  
Finishes: HGA, HSI, HTI, HDB




CM2195

1-1/2" Drop X 2-1/2" Tread Stair Nosing. Provides excellent traction and protection at edge of stair. Ideal for repairing stairs where existing nosing has worn out. Designed for commercial use. Drilled staggered.  
Finishes: CVG, HGA, HSI, BCL, HTI, BDB



## SECTION 2

### ALUMINUM NOSINGS



CM2198

1-3/16" Drop X 3-1/16" Tread Stair Nosing. Provides excellent traction and protection at edge of stair. Ideal for repairing stairs where existing nosing has worn out. Designed for commercial use. Drilled staggered.


Finishes: BCL, HGA



CM2185

Nosing to Scribe for 1/8" VCT or resilient floors of similar thicknesses. 1-5/8" inside drop to work in most settings. With adhesive reservoir for clean and easy installation.

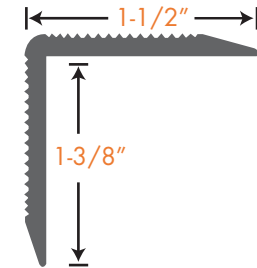
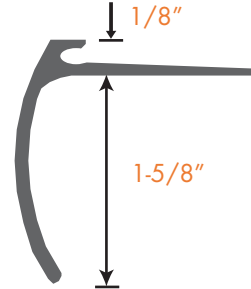
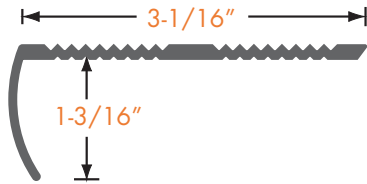
Finishes: SCA, SGA




CM2192

1-3/8" Drop Commercial Square Nose for use on concrete pan or square stairs. Can also be used as a heavy duty corner guard. Drilling available by special order.

Finishes: SGA, MIL, BCL




SECTION



CM1144

2 1/2" Seambinder for use in joining large gaps or may be used as threshold. Can also be used as an expansion joint cover. Drilled as per request.

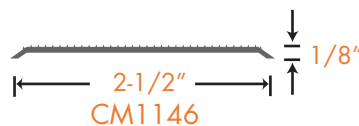
Finishes: MIL, SGA



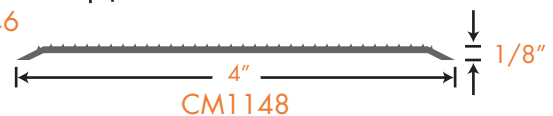
CM1146 & CM1148

2 1/2" or 4" Seambinder for use in joining large gaps or may be used as threshold. Can also be used as an expansion joint cover. Drilled as per request.




Finishes: MIL, SGA



CM1146




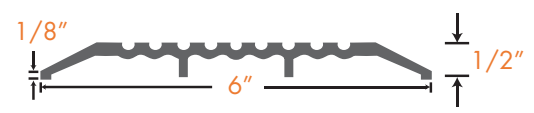
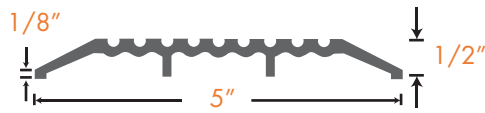
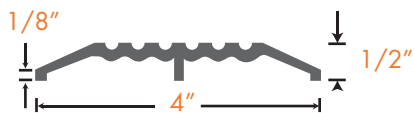
CM1148



Barrier Free quality extruded Aluminum Thresholds designed for use in commercial applications. Support bars built for added strength.  
Full 1/2" height for retrofit situations.  
See below for Low profile (LPB) Thresholds which are recommended for wheelchair accessible areas.  
Construction Materials Board (CMB) listed material.

- \* Thresholds come drilled center line, staggered, or undrilled.
- \* Thresholds shown meet requirements of CAN/CSA-B65.1 and ADAAG-1992.

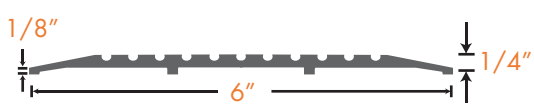
Finishes: MIL



Barrier Free quality extruded Aluminum Thresholds designed for use in commercial applications. Support bars built for added strength.  
1/4" height Low profile (LPB).  
Thresholds recommended for wheelchair accessible areas.  
Construction Materials Board (CMB) listed material.


- \* Thresholds come drilled center line, staggered, or undrilled.
- \* Thresholds shown meet requirements of CAN/CSA-B65.1 and ADAAG-1992.

Finishes: MIL



## SECTION 2

### ALUMINUM SPECIALTY TRIMS



CM330

1/10" J - Moulding for use with materials up to 2.5mm (1/10") thick or for framing glass and mirrors.

Finishes: BBR, BCL, SGA, SCA, MIL, STI



CM1121

Tile Edge Cap for finishing the edge of tile or resilient floor. Accommodates materials from 0.080" up to 1/8" thick.

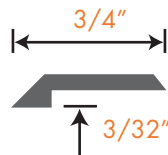
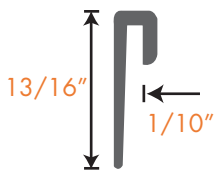
Finishes: CVG, HGA, HSI



CM1124

Sub Floor Reducer. This item is specifically designed to reduce sub-floors up to 3/8" thick but can also be used for flooring materials such as laminate, ceramic, and parquet. Fastening holes are drilled on sloped face. This allows laminates to float freely and eliminates the need to drill through tough materials like ceramic.

Finishes: HSI, HGA



SECTION



CM1122

Resilient Flooring Cap. Used when coving sheet goods up the wall to finish off the exposed edge. For materials up to 2.5mm (1/10") thick.


Finishes: SCA, SGA, HGA, HSI, MIL



CM1125

Resilient Flooring Cap. Used when coving sheet goods up the wall to finish off the exposed edge. For materials up to 3.2mm (1/8") thick.


Finishes: MIL, SCA, SGA



CM3330

Resilient flooring cove moulding for use at the floor/wall transition to provide a coved finish. Can be sealed with silicone to offer excellent resistance to dirt build up. Accepts materials up to 2.5mm (1/10") thick

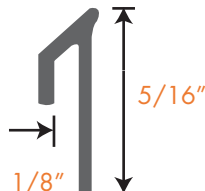
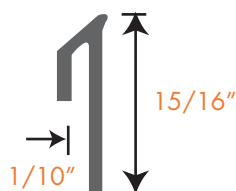
Finishes: MIL, SCA, SGA, STI



CM3340

Resilient flooring cove moulding for use at the floor/wall transition to provide a coved finish. Can be sealed with silicone to offer excellent resistance to dirt build up. Accepts materials up to 3.2mm (1/8") thick


Finishes: SGA, SCA, MIL





## SECTION 2

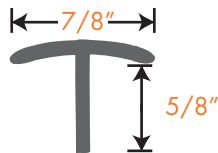
# ALUMINUM SPECIALTY TRIMS



CM1155

7/8" wide Hatch Cover moulding. Used to cover gaps in the floor where hatch covers are installed.

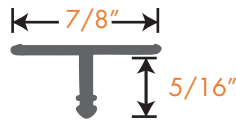
Finishes: BBR, BCL, SCA, SGA, MIL, STI



CM1156

Can be used between ceramic, hardwood and laminate floors of equal heights. Where expansion is expected

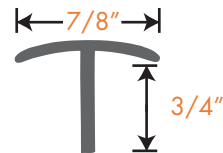
Finishes: SCA, SCP, SGA, MIL, STI



CM1157

Vinyl Hatch Cover: Can be used between ceramic, hardwood and laminate floors of equal heights. Where expansion is expected.

Finishes: BGE, BLK, BRN, SGY



CM1163

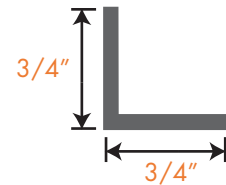
3/4" X 3/4" Angle for use on corners to protect edge.

Can also be used as an accent. Can be drilled. Also available:

1162 (1/2" x 1/2")

1164 (1" x 1")

Finishes: BBR, BCL, SCA, SGA, MIL, STI

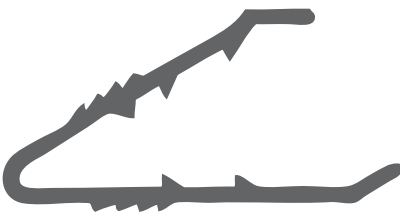


COCOMAT  
(CM3200)

Cocomat Edging to secure cocomat or other floor coverings up to 3/4".

Jaws squeeze shut to trap material and double faced tape is used to fasten it to the floor.

Finishes: SCA, MIL



STRAIGHT EDGE  
(CM3210)

2-1/4" wide grooved Straight Edge. Grooves prevent tool from moving by biting into carpet. Allows carpet technician to cut carpet up to 12 feet wide.



Clear Anodized to prevent marking carpet.

Finishes: SCL

SE 29" SE 75"

SE 36" SE 84"

SE 150"



Z-BAR  
(CM3220)

Offset hearth metal for installing carpet around fireplaces. Provides grip while remaining invisible.

Finishes: MIL



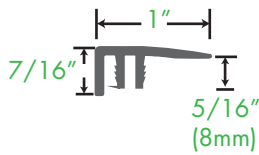
# SECTION 3

## WOOD GRAIN LAMINATES



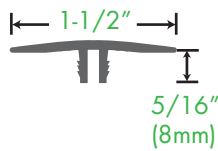
LM4001

Floating Floor End Stop  
Used when butting floating floors to walls, patio doors or other flooring materials of similar heights such as hardwood or ceramic tile.



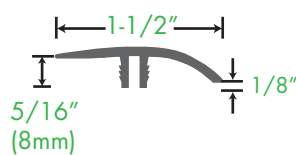
LM4002

Expansion Joint (divider) for Floating Floors. Used when installing large areas of floating floors as an expansion joint. Overhang allows expansion of floors and eliminates buckling. Should be used for any installation greater than 12' in any one direction.



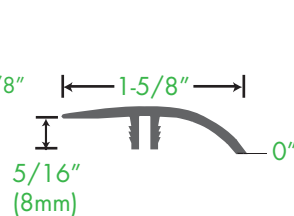
LM4003

Floating Floor Reducer.  
Reduces from 5/16" to 1/8" floor. Used when butting floating floors up to 1/8" tile or resilient sheet goods.



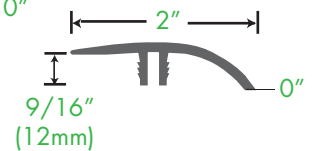
LM4005

Floating Floor Reducer.  
Reduces from 5/16" to 0" floor. Used when butting floating floors on top of existing floors or subfloor.




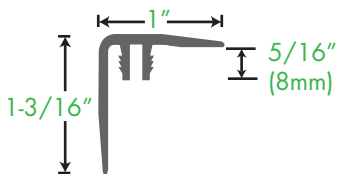
LM4006

Reduces from laminate floor to sub floor or to existing floor. Reduces from 9/16" to 0" Aluminum strength and durability. Woodgrain finish surface is treated with an aluminum oxide finish. Works with LM3003 (1/2") extended track woodgrain and satin finishes




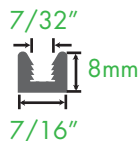
LM4004

Floating Floor Stairnosing.  
Finishes edge of stair. For nosing applications use LM3002.



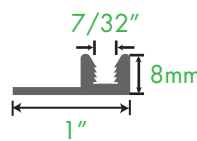
LM3001

The easy to install LM3001 snap-in track design, provides a unique sleek low profile to enhance any laminate floor. Made of rigid PVC.



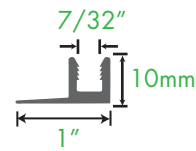
LM3002

LM3002 track to be used for stair nose applications. Flange adds strength and stability. Staggered drilled. Made of rigid PVC.



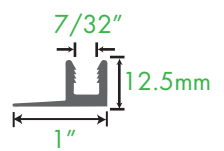
LM3003

LM3003 track to be used for 10mm laminate floors. Track provides secure grip of moulding for greater durability and safety. Flange adds extra strength and stability. Made of PVC.

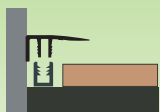


LM3004

LM3004 track to be used for 12.5mm laminate floors. Track provides secure grip of moulding for greater durability and safety. Flange adds extra strength and stability. Made of PVC.



The mouldings are made of aluminum providing incomparable strength and durability. In addition the wood grain surface is treated with an aluminum oxide finish that increases surface hardness up to 3 times more over other sealers and coatings.



BEECH



CHERRY



MAPLE

OAK



RED OAK




WALNUT

Wood Grain Finish Laminate Mouldings available in OAK, ROK, BCH, MAP, CHY, WAL

# SECTION 3

## LAMINATE MOULDINGS


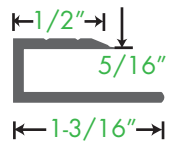
To Be Used With 8mm Flooring



LM1001

One piece Floating Floor End Stop (J-Mould) used when butting floating floors to walls, patio doors or other flooring materials of similar heights such as hardwood or ceramic tile.


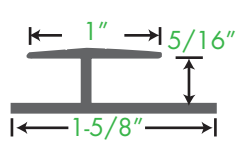
Finish: SCA, SGA, STI, SCP



LM1002

One piece Expansion Joint (divider) for Floating Floors. Used when installing large areas of floating floors as an expansion joint. Large overhangs allows expansion of floors and eliminates buckling. Should be used for any installation greater than 12' in any one direction.


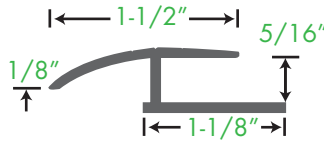
Finish: SCA, SGA, STI, SCP



LM1003

One piece Floating Floor Stair Reducer. Used when butting floating floors up to 1/8" tile or resilient sheet goods. The large overhang allows the laminate floor to expand and contract up to 1/2".


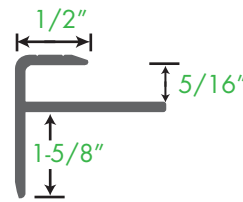
Finish: SCA, SGA, STI, SCP



LM1004

One piece Floating Floor Stair Nosing. Used when installing floating floors on stairs. Can also be used with ceramic tiles or other floors of similar thickness.

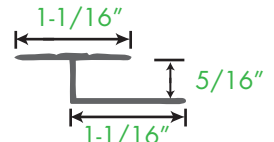
Finish: SCA, SGA, STI, SCP




LM1005

One piece Expansion Joint (divider) for Floating Floors. Used when installing large areas of floating floors as an expansion joint. Large overhangs allows expansion of floors and eliminates buckling. Should be used for any installation greater than 12' in any one direction.

Finish: SCA, SGA, STI, SCP




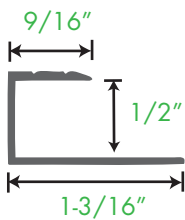
To Be Used With 12.5mm Flooring



LM1251

One piece Floating Floor End Stop (J-Mould) Used when butting floating floors to walls, patio doors or other flooring materials of similar heights such as hardwood or ceramic tile.

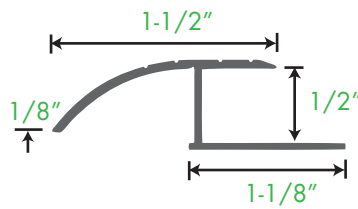
Finish: SCA, SGA, STI, SCP



LM1253

One piece Floating Floor Stair Reducer. Used when butting floating floors up to 1/8" tile or resilient sheet goods. The large overhang allows the laminate floor to expand and contract up to 1/2".


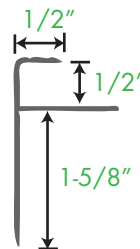
Finish: SCA, SGA, STI, SCP



LM1254

One piece Floating Floor Stair Nosing. Used when installing floating floors on stairs. Can also be used with ceramic tiles or other floors of similar thickness. Extended lower leg for better coverage.

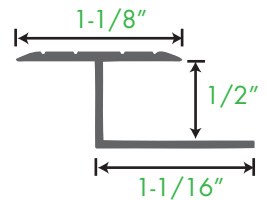
Finish: SCA, SGA, STI, SCP



LM1255

One piece Expansion Joint (divider) for Floating Floors. Used when installing large areas of floating floors as an expansion joint. Large overhangs allows expansion of floors and eliminates buckling. Should be used for any installation greater than 12' in any one direction.

Finish: SCA, SGA, STI, SCP



## SECTION 3

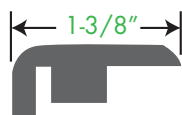
### MDF WOODGRAIN MOULDINGS

To be used with 6mm-9mm laminate/floating floors.



LM7001

Finishes edge between laminate floor and carpet, fireplace hearths and at exterior doorways.



LM7002

Finishes gap between level flooring areas.



LM7003

Finishes edge between laminate/wood flooring and other hard surface or carpet. Finishes edge at outside doors.




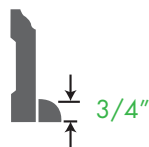
LM7004

Finishes edge of laminate/wood flooring at stairs.



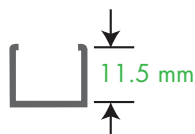
LM7010

Quarter round finishes space between laminate/wood flooring and wall base.



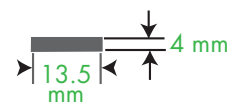
LM7020

Accessory piece available to accommodate floors up to 15mm thick, when used with LM7030.



LM7030

Accessory piece available to accommodate floors up to 15mm thick, when used with LM7020.



\*LM7050: Wall Base Available (Special Order Only)

#### COLOUR GUIDE/LEGEND (6mm-9mm)




220




224



232



238



240



248



256



258



264



300



304




310



456



474




476



492



504



506



524



630



640



762



786



796

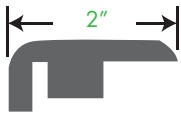
# MDF WOODGRAIN/CORK MOULDINGS

To be used with 12mm-14mm laminate/floating floors.



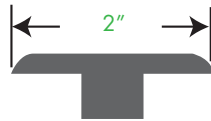
LM7101

Finishes edge between laminate floor and carpet, fireplace hearths and at exterior doorways.



LM7102

Finishes gap between level flooring areas.



LM7103

Finishes edge between laminate/wood flooring and other hard surface or carpet. Finishes edge at outside doors.



LM7004

Finishes edge of laminate/wood flooring at stairs.



## LAMINATE COLOUR GUIDE/LEGEND

NEW



238



240




248



300



304



310



492



504



506



762



220

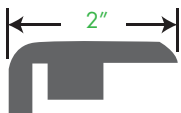


224



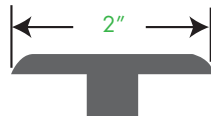
LM7201

Finishes edge between laminate floor and carpet, fireplace hearths and at exterior doorways.



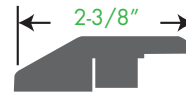
LM7202

Finishes gap between level flooring areas.



LM7203

Finishes edge between laminate/wood flooring and other hard surface or carpet. Finishes edge at outside doors.




LM7204

Finishes edge of laminate/wood flooring at stairs.



## CORK COLOUR GUIDE/LEGEND

NEW




110



114



122



124



126



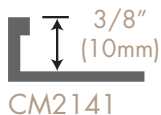
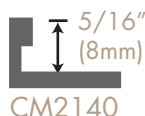
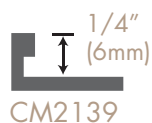
132

## SECTION 4

### TILE EDGE



1/4"(6mm), 5/16"(8mm), 3/8"(10mm), 1/2"(12.5mm) Solid Brass Tile Edge for use with ceramic tiles. Pre-punched for easy setting into adhesive. Protects edge of tile from damage while providing a clean button edge Solid brass is excellent for areas where high mechanical stress and chemical usage occurs. Also available in Stainless Steel



3/16" (4mm) Flat Tile Edge for use with 4mm tile. Pre-punched for easy setting into adhesive. Protects tile from damage while providing a finished butting edge for other flooring materials. Finishes: MIL, SCA

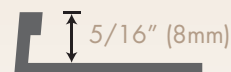


1/4" (6mm) Flat Tile Edge for use with 6mm tile. Pre-punched for easy setting into adhesive. Protects tile from damage while providing a finished butting edge for other flooring materials. Finishes: BBR, BCL, SCA, SCP, SDB, SGA, MIL, SBK, STI, WHT



5/16" (8mm) Flat Tile Edge for use with 8mm tile. Pre-punched for easy setting into adhesive. Protects tile from damage while providing a finished butting edge for other flooring materials.


Finishes: BBR, SCA, SDB, MIL, SBK, STI, WHT



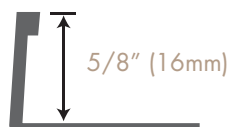
3/8" (10mm) Flat Tile Edge for use with 10mm tile. Pre-punched for easy setting into adhesive. Protects tile from damage while providing a finished butting edge for other flooring materials. Finishes: BBR, SCA, SCP, SDB, SGA, MIL, SBK, STI, WHT



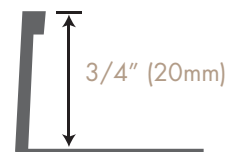
1/2" (12.5mm) Flat Tile Edge for use with 12.5mm tile. Pre-punched for easy setting into adhesive. Protects tile from damage while providing a finished butting edge for other flooring materials. Finishes: BBR, BCL, SCA, SCP, SDB, SGA, MIL, SBK, STI, WHT




5/8" (16mm) Flat Tile Edge for use with 16mm tile. Pre-punched for easy setting into adhesive. Protects tile from damage while providing a finished butting edge for other flooring materials. Finishes: BBR, BCL, SCA, SGA, SBK, STI, SCP



3/4" (20mm) Flat Tile Edge for use with 20mm tile. Pre-punched for easy setting into adhesive. Protects tile from damage while providing a finished butting edge for other flooring materials. Finishes: BBR, BCL, SCA, SGA, SBK, STI, SCP







CM2249

1/4" Tile Corner Edge for use with 1/4" tile. Pre-punched for easy setting into adhesive. Protects edge of tile from chipping. Provides a 90 degree corner. Can also be used on corners.


Finishes: BBR, BCL, SBK, SCA, SCP, SGA, SDB, MIL, STI



CM2250

5/16" Tile Corner Edge for use with 5/16" tile. Pre-punched for easy setting into adhesive. Protects edge of tile from chipping. Provides a 90 degree corner. Can also be used on corners.


Finishes: BBR, BCL, SBK, SCA, MIL, STI, SDB



CM2251

3/8" Tile Corner Edge for use with 10mm tile. Pre-punched for easy setting into adhesive. Protects edge of tile from chipping. Provides a 90 degree corner. Can also be used on corners.


Finishes: BBR, BCL, SBK, SCA, SCP, SGA, MIL, STI, SDB



CM2252

1/2" Tile Corner Edge for use with 12.5mm tile. Pre-punched for easy setting into adhesive. Protects edge of tile from chipping. Provides a 90 degree corner. Can also be used on corners.


Finishes: BBR, BCL, SBK, SLA, SCP, SGA, STI



CONTOUR FLEXMAX

All of our Flat Tile Edge can be ordered in a contour (flex) style. The setting flange has an extra cut that allows trim to be bent and shaped around curved floor applications.

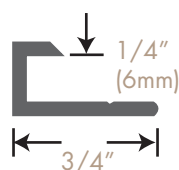
Available for  
CM2148, CM2149,  
CM2150, CM2151,  
CM2152, CM2154,  
CM2160, CM2161,  
CM2162



CM2130

1/4" J-Moulding for use with 1/4" flooring materials or for framing glass and mirrors. Also used for capping 1/4" ceramic tile around bath tubs.


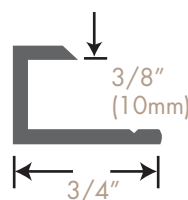
Finishes: BBR, BCL, SCA, SGA, MIL, STI



CM2135

3/8" J-Moulding for use with 3/8" tile. Can also be used to frame glass, mirrors, or wood panels.

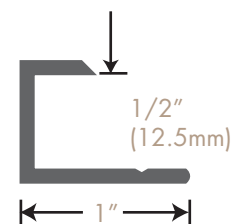
Finishes: BBR, BCL, SCA, SGA, SCP, MIL, STI



CM2136

1/2" J-Moulding for use with 1/2" tile. Can also be used to trim wood panels.

Finishes: BBR, BCL, SCA, SGA, MIL, STI



## SECTION 4

### ADAPTERS AND REDUCERS



CM2160

5/16" ceramic to carpet adapters for use where (5/16") 8mm tile meets low pile carpet or other 1/4" flooring.


Finishes: BBR, BCL, SCA, SCP, SGA, MIL, SBK, STI, SDB



CM2161

3/8" ceramic to carpet adapters for use where (3/8") 10mm tile meets low pile carpet or other 1/4" flooring.

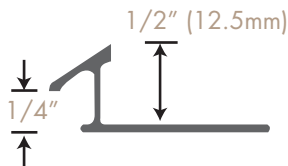
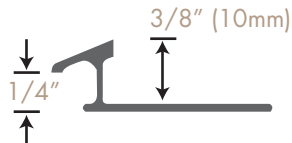
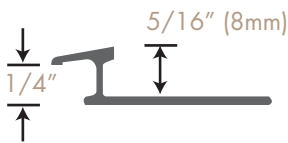
Finishes: BBR, BCL, SCA, SCP, SGA, MIL, SBK, STI, SDB



CM2162

1/2" ceramic to carpet adapters for use where (1/2") 12.5mm tile meets low pile carpet or other 1/4" flooring.

Finishes: BBR, BCL, SCA, SCP, SGA, MIL, SBK, STI, SRB



CM2170

5/16" Tile Reducer for use with (5/16") 8mm tile. The moulding has a sloped face to create a smooth transition between (5/16") 8mm tile and (1/8") 3.2mm adjacent surface such as resilient tile or sheet goods. Pre-punched for easy setting into adhesive.

Finishes: BBR, BCL, SCA, SCP, SDB, SGA, MIL, SBK, STI



CM2171

3/8" Tile Reducer for use with (3/8") 8mm tile. The moulding has a sloped face to create a smooth transition between (3/8") 8mm tile and (1/8") 3.2mm adjacent surface such as resilient tile or sheet goods. Pre-punched for easy setting into adhesive.

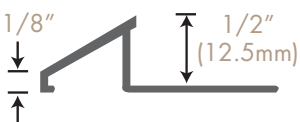
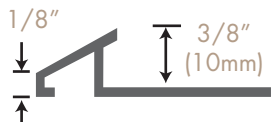
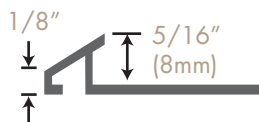
Finishes: BBR, BCL, SCA, SCP, SDB, SGA, MIL, SBK, STI



CM2172

1/2" Tile Reducer for use with (1/2") 12.5mm ceramic tile. The moulding has a sloped face to create a smooth transition between (1/2") 12.5mm tile and (1/8") 3.2mm adjacent surface such as resilient tile or sheet goods. Pre-punched for easy setting into adhesive.

Finishes: BBR, BCL, SCA, SCP, SDB, SGA, MIL, SBK, STI



Sloped face creates a smooth transition between tile and adjacent floor coverings. The moulding has a 1/4" opening to allow adjacent flooring edge to be inserted and protected. The vertical leg provides protection to the edge of the ceramic tile. This moulding features an extended base which resists lifting of ceramic when downward pressure is applied to the face. Pre-punched for easy setting into adhesive.



Moulding has a sloped face to create a smooth transition between tile and (1/8") 3.2mm adjacent surface such as resilient tile or sheet goods. Pre-punched for easy setting into adhesive.

## NOSINGS AND EXPANSION JOINTS




5/16" (8mm), 3/8" (10mm) Ceramic Tile Stair Nosing. This product provides increased strength and rigidity to stair while also serving to protect edge of tile. Long 1-5/8" inside drop covers nose of standard stairs and gives a smooth, clean appearance. May be used in light commercial or residential applications. Product comes in 6' or 12' lengths and is punched to accept adhesives.

Finishes: HBC, HBB, HCP, HTI



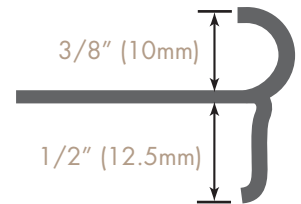
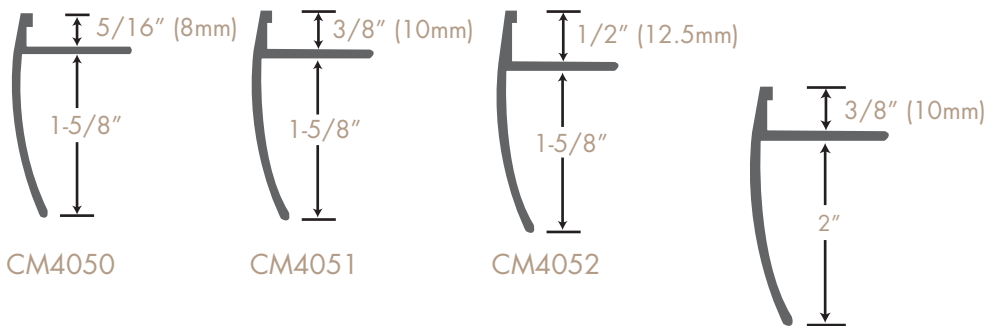
CM4251 3/8" (10mm) Ceramic Tile Stair Nosing. This product provides increased strength and rigidity to stair while also serving to protect edge of tile. Long 2" inside drop cover nose of non standard stairs and gives a smooth, clean appearance. May be used in light commercial or residential applications. Product comes in 6' or 12' lengths and is punched to accept adhesives.

Finishes: HBC, HBB, HCP, HTI, HGA, HBK, HCA



3/8" (10mm)- 1/2" (12.5mm) Dual purposes Decorative Edging used for counter tops, raised platforms, and stairs. Can be used for both 10mm and 12.5mm tile.

Finishes: BBR, SBK, SCA, SGA, STI



CM4071 h3/8" (10mm)  
FPCM4071 V-Replacement Vinyl Insert.  
CM4072 h1/2" (12mm)  
FPCM4072 V-Replacement Vinyl Insert.  
Anti Skid Stair Nosing for stairways with high traffic, or where wet conditions exist. An anti skid vinyl insert is placed unto aluminum base to form a sturdy and long lasting stair nose.

Finishes: BGE, BLK, BRN, GR



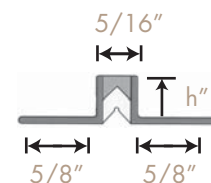
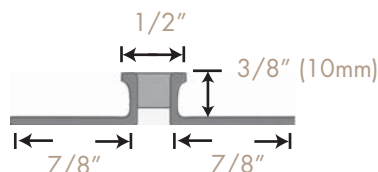
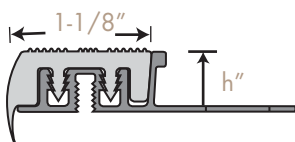
3/8" (10mm) Heavy Duty Expansion Joint for placement over control and cold joints. Expansion joints are a prerequisite in ceramic tile, natural stone, and terrazzo installations.

Made in Solid Brass, Stainless Steel or Aluminum



CM3060 5/16" (h) (8mm)  
CM3071 3/8" (h) (10mm)  
Surface Expansion Joint is coextruded from rigid and soft PVC. Use in tiled floor applications where flexibility in stress is needed. PVC is resistant to weather and UV rays. Resistant to most household cleaning products.

Finishes: Grey



## SECTION 4

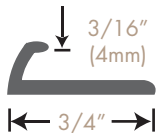
### RIGID VINYL TILE EDGE



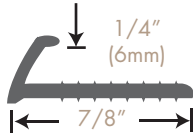
CT1034  
CT1036  
CT1039  
CT1085

3/16" (4mm) 1/4" (6mm) 3/8" (10mm) 1/2" (12.5mm) Tile Edge for use around bathtubs, windows, back splashes, etc. Can also be used to eliminate mitering of tiles at corners such as walk up tubs. Pre-punched for easy setting into mortar.

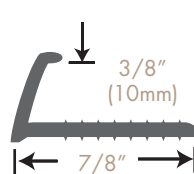
Finishes: BLK, BON, GRY, WHT, TAN, BGE  
Other colours available with minimum order quantity.



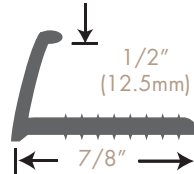
CT1034



CT1036



CT1039



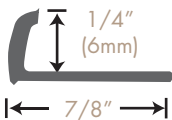
CT1085



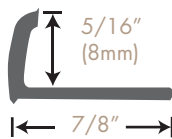
CT1076  
CT1078  
CT1080

1/4" (6mm), 5/16" (8mm) & 3/8" (10mm) Heavy duty vinyl tile edge for use around bath tubs, windows, back splashes, etc. Heavy profile allows this product to be used on floor tile where thinner products may not stand up to the traffic. Pre-punched for easy setting into mortar.

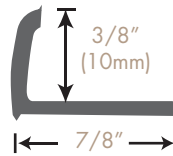
Finishes: SBK, BON, GRY, WHT, TAN, BGE



CT1076



CT1078



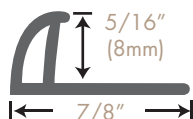
CT1080



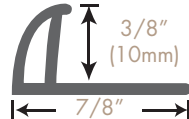
CT1058  
CT1060

5/16" (8mm) & 3/8" (10mm) Heavy duty vinyl tile edge for use around bath tubs, windows, back splashes, etc. Heavy profile allows this product to be used on floor tile where thinner products may not stand up to the traffic. Pre-punched for easy setting into mortar.

Finishes: SBK, BON, GRY, WHT, TAN, BGE




CT1058



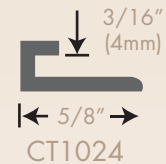
CT1060

## J-CAP

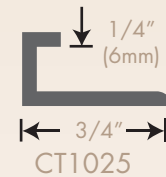


CT1024 CT1025 CT1026  
3/16" (4mm) 1/4" (6mm) 3/8" (10mm) J-Cap used as a tile edge around bath tubs, windows, back splashes etc.

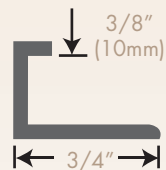
Finishes: WHT, BON



CT1024



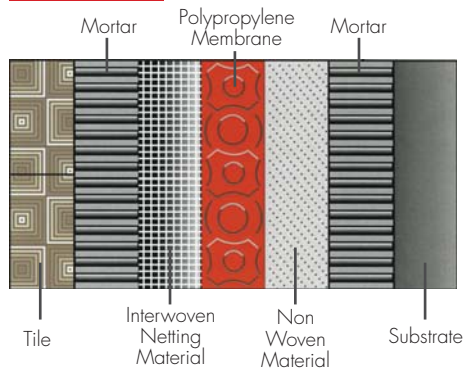
CT1025



CT1026

## ProVa-Flex

### Tile Underlay



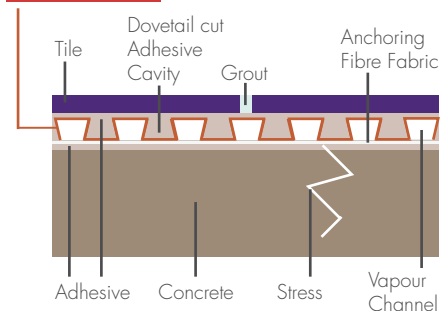
ProVa-Flex is a polypropylene membrane sandwiched between a white polypropylene non woven fabric on the underside to maximize bonding to the subfloor. It also has an interwoven polypropylene netting material adhered to the top surface to provide mechanical bonding properties as well as enhancing the surface of contact with mortars used. ProVa-Flex is approximately 3mm high. ProVa-Flex distinctive red colour creates a useful contrasting background for installers to ensure full adhesive coverage.

ProVa-Flex uncouples the floor covering from the substrate and prevents the transfer of stresses to the tiled surface. Thus, a crack caused by movement in the substrate is neutralized. Cracks in the substrate are bridged and not transferred to the floor covering.

Available in: 3.28ft x 82ft (269 sq. ft)

## Protegga

### Tile Underlay



Protegga is a multi functional polypropylene membrane developed as an underlay for ceramic tiles and natural stone. It acts as an "uncoupling" membrane on all suitable substrates and as a water vapour pressure equalization membrane against dampness in the substrate.


Sheet Thickness: nominal 0.50mm  
 Stud Height: approx. 3mm  
 Unit Weight: 0.51 kg/m<sup>2</sup>  
 Working Temperature: -10° to 60°C  
 Installation Temperature: +10° to 40°C  
 Storage Temperature: max. 45°C  
 Softening Temperature: +160°C

Water Vapour Resistance: 1500m<sup>2</sup>.s.GPa/kg or 280m equivalent air layer  
 Air gap Volume: 1.3 liter/m<sup>2</sup>  
 Stud Filling Volume: 1.6 liter/m<sup>2</sup> tile adhesive  
 Life Expectancy: 50 years  
 Colour: Red

Available in: 3.28ft x 82ft (269 sq. ft)

## ProVa-Lay

### Uncoupling Underlayment



ProVa-Lay provides all the labor-saving benefits of standard plastic roll uncoupling products such as being lightweight, and quick and easy to install - and it offers the same crack isolation protection. Unlike other underlayments, however, the innovative reinforced mesh panel design of ProVa-Lay enables it to add support to wood substrates and in doing so, greatly reduces deflection. ProVa-Lay actually replaces the need for a second layer of plywood in many installations. In addition, ProVa-Lay provides greater compression and tensile strength than traditional plastic roll products.

Benefits Compared to Standard Roll Uncoupling Products

- Reduces deflection in wood substrates
- Stone Installations - increases substrate support
- Large format tile - provides flatter plane and stiffer substrates
- Only 1/8"
- Suitable for tiles 2" x 2" and smaller
- Weighs only 1.06 lbs. per panel (6.5 sq. ft)
- Latex modified thinset recommended for porcelain tile installation

Available in: 30 panels/carton (195 sq. ft) 1 panel: 2ft x 3.2ft

## ProVa-Mat

### Waterproofing Membrane



FLEXIBLE - Crack bridging - decoupling  
 PROTECTS - Against Mold and Mildew  
 FAST SEALING - No wait time to install NEW surface  
 WATERPROOF - Anti-Fracture Membrane

Use as a waterproof membrane in wet areas such as:

- Showers
- Laundry Rooms
- Bathrooms
- Countertops



Material: Polyethylene  
 Colour: Red  
 Thickness: 0.4mm  
 Width: 1 metre

Available in 5 sq.m/10 sq.m/25 sq.m

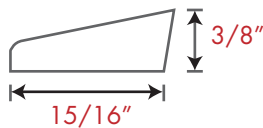
# SECTION 5

## SOLID OAK TRIM



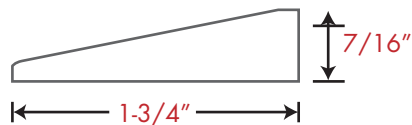
FW6800 \*\*

Reducer Moulding for reducing 3/8" flooring materials such as ceramic or hardwood. Gives smooth transition from lower to higher floors.



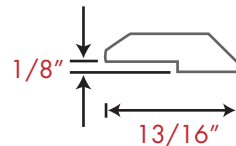
FW6810 \*\*

Reducer Moulding for reducing 7/16" flooring materials such as ceramic or hardwood. Gives smooth transition from lower to higher floors.



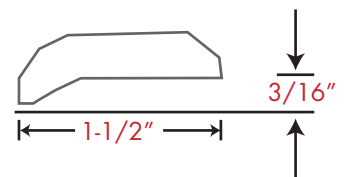
FW6820 \*

Overlap Tile Edge. For use with resilient floors or tile up to 1/8"



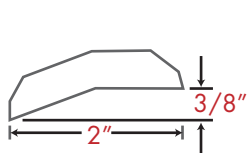
FW6830 \*

Binder Bar or Equalizer. Joins adjacent floors height differentials up to 3/16".



FW6840 \*

Binder Bar or Equalizer. Joins Adjacent floors with height differentials up to 3/8"



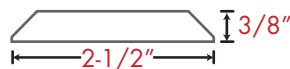
FW6860 \*

Seambinder for joining adjacent floors of equal height 1 - 3/4" wide.



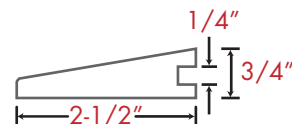
FW6870 \*

Seambinder for joining adjacent floors of equal height. 2 1/2" wide.



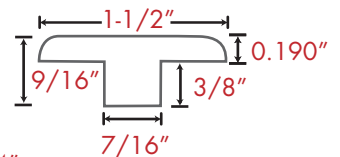
FW6880 \*\*

Reducer Moulding for reducing 3/4" flooring materials such as ceramic or hardwood. Gives smooth transition from lower to higher floors.



FW6890 \*\*

Seambinder for joining adjacent floors of equal height 1 - 1/2" wide.





# BENGARD

CC1010.....	11	CM1770.....	13	CT1080.....	29	NT4220.....	9
CC1010PS.....	11	CM2130.....	26	CT1085.....	29	NT4230.....	9
CC1020.....	11	CM2135.....	26	CX400.....	3	NT4320.....	9
CC1020PS.....	11	CM2136.....	26	CX1000.....	5	NT4330.....	9
CC1030.....	11	CM2139.....	25	CX1100.....	5		
CC1030PS.....	11	CM2140.....	25			Proteggia.....	30
CC1040.....	11	CM2141.....	25	EB450.....	4	Prova - Flex.....	30
CC1040PS.....	11	CM2142.....	25			Prova - Mat.....	30
CC1060.....	11	CM2148.....	25	FL3010.....	12	Prova - Lay.....	30
CC1060PS.....	11	CM2149.....	25	FL3011.....	12		
CG1515.....	11	CM2150.....	25	FL3016.....	12	QR6875.....	4
CM1110.....	6	CM2151.....	25	FL3020.....	12		
CM1111.....	6	CM2152.....	25	FPCM4071.....	28	RD2010.....	8
CM1120.....	6	CM2154.....	25	FPCM4072.....	28	RD2020.....	8
CM1121 (Vinyl).....	6	CM2155.....	25	FW6800.....	31	RD2030.....	8
CM1121 (Aluminum).....	19	CM2160.....	27	FW6810.....	31	RD2040.....	8
CM1122.....	19	CM2161.....	27	FW6820.....	31	RD2130.....	8
CM1124.....	19	CM2162.....	27	FW6830.....	31	RD2147.....	8
CM1125 (Vinyl).....	6	CM2170.....	27	FW6840.....	31	RD2148.....	8
CM1125 (Aluminum).....	19	CM2171.....	27	FW6860.....	31	RD2150.....	8
CM1126.....	7	CM2172.....	27	FW6870.....	31	RD2151.....	8
CM1130.....	5	CM2182.....	16	FW6880.....	31	RD2320.....	7
CM1140.....	5	CM2184.....	16	FW6890.....	31	RD2330.....	7
CM1142.....	15	CM2185.....	17			RD2400.....	7
CM1144.....	17	CM2190.....	16	LM1001.....	22	RD3000.....	12
CM1146.....	17	CM2191.....	16	LM1002.....	22	RD9125.....	12
CM1148.....	17	CM2192.....	17	LM1003.....	22	RD9250.....	12
CM1150.....	6	CM2193.....	16	LM1004.....	22	RD9375.....	12
CM1151.....	6	CM2194.....	16	LM1005.....	22	RD9500.....	12
CM1155.....	20	CM2195.....	16	LM1251.....	22	RDV149.....	8
CM1156.....	20	CM2196.....	15	LM1253.....	22	RR250.....	3
CM1157.....	20	CM2197.....	15	LM1254.....	22	RR400.....	3
CM1161 (Vinyl).....	6	CM2198.....	17	LM1255.....	22	RR600.....	3
CM1162.....	20	CM2199.....	16	LM3001.....	21	RV250.....	3
CM1163.....	20	CM2249.....	26	LM3002.....	21	RV400.....	3
CM1165.....	6	CM2250.....	26	LM3003.....	21	RV600.....	3
CM1171.....	6	CM2251.....	26	LM3004.....	21		
CM1181.....	7	CM2252.....	26	LM4001.....	21	ST5010.....	10
CM1196.....	15	CM330.....	19	LM4002.....	21	ST5010SA.....	10
CM1197.....	15	CM3051.....	28	LM4003.....	21	ST5010DA.....	10
CM1200.....	7	CM3060.....	28	LM4004.....	21	ST5030.....	10
CM1342.....	15	CM3071.....	28	LM4005.....	21	ST5031.....	10
CM1344.....	15	CM3196.....	15	LM4006.....	21	ST5030SA.....	10
CM1621.....	14	CM3330.....	19	LM7001.....	23	SR5080.....	10
CM1650.....	14	CM3340.....	19	LM7002.....	23	SOLID BRASS.....	25
CM1651.....	5	CM4050.....	28	LM7003.....	23	STRAIGHT EDGE.....	20
CM1651P.....	5	CM4051.....	28	LM7004.....	23	(CM3210)	
CM1653.....	14	CM4052.....	28	LM7004.....	24		
CM1655.....	5	CM4071.....	28	LM7010.....	23	TR250.....	3
CM1655P.....	5	CM4072.....	28	LM7020.....	23	TR400.....	3
CM1657.....	14	CM4151.....	28	LM7030.....	23	TR600.....	3
CM1658.....	5	CM4251.....	28	LM7101.....	24	TX250.....	3
CM1659.....	5	COCOMAT (CM3200).....	20	LM7102.....	24	TX400.....	3
CM1660.....	5	CONTOUR (FLEX).....	13	LM7103.....	24	TX600.....	3
CM1666.....	14	CONTOUR FLEXMAX.....	26	LM7201.....	24		
CM1680.....	14	CR2050PS.....	11	LM7202.....	24	VX250.....	3
CM1740.....	13	CT1024.....	29	LM7203.....	24	VX400.....	3
CM1741.....	13	CT1025.....	29	LM7204.....	24	VX600.....	3
CM1742.....	13	CT1026.....	29	NS4010.....	9		
CM1750.....	13	CT1034.....	29	NS4020.....	9	WSB4424.....	18
CM1751.....	5	CT1036.....	29	NS4023.....	9	WSB4425.....	18
CM1752.....	5	CT1039.....	29	NS4024.....	9	WSB4426.....	18
CM1755.....	5	CT1058.....	29	NS4030.....	9	WSB4424LP.....	18
CM1759.....	5	CT1060.....	29	NS4120.....	9	WSB4425LP.....	18
CM1760.....	13	CT1076.....	29	NS4310.....	9	WSB4426LP.....	18
CM1766.....	14	CT1078.....	29	NS4700.....	9		

Z-BAR (CM3220).....20



## Notes

.....

.....

.....

.....

.....

.....

.....


.....

## Drawings


# BENGARD



Available in all 36 colours



ST050-White



ST022-Pearl



ST034-Putty



ST049-Beige



ST095-Sandlewood



ST080-Fawn



ST042-Sable



ST059-Heather Green



ST090-Steel Blue



ST085-Burgundy



ST047-Brown



ST055-Silver Grey



ST038-Pewter



ST028-Medium Grey



ST048-Grey



ST020-Charcoal



ST063-Burnt Umber



ST040-Black



ST003-Shell White



ST024-Antique White



ST006-Light Beige



ST009-Grey Beige



ST045-Sand



ST150-Landscape



ST130-Sisal



ST041-Ocean Breeze



ST031-Dark Forest



ST086-Hunter Green



ST058-Windsor Blue



ST005-True Blue



ST030-Ink Spot



ST014-Tropical Rain



ST053-Mauve



ST060-Taupe



ST007-Cranberry



ST021-Platinum Grey

Colours may not be exactly as shown

## ALUMINUM FINISHES

**BBR** BRIGHT BRASS  
**BCL** BRIGHT CLEAR  
**BRS** BRASS  
**CVG** COVENTRY GOLD  
**HBB** HAMMERED BRIGHT BRASS


**HBC** HAMMERED BRIGHT CLEAR  
**HCP** HAMMERED CHAMPAGNE  
**HCA** HAMMERED CLEAR ANODIZED  
**HDB** HAMMERED DARK BRONZE  
**HGA** HAMMERED GOLD ANODIZED

**HSI** HAMMERED SILVER  
**HTI** HAMMERED TITANIUM  
**MIL** MILL FINISH  
**SBK** SATIN BLACK  
**SCA** SATIN CLEAR ANODIZED

**SCL** SATIN CLEAR  
**SCP** SATIN CHAMPAGNE  
**SDB** SATIN DARK BRONZE  
**SGA** SATIN GOLD ANODIZED  
**STI** SATIN TITANIUM

For continuous updates check our website  
for the latest innovations

[www.loxcreenflooring.com](http://www.loxcreenflooring.com)



**BENGARD**  
FLOOR MOULDING SPECIALISTS

5720 Ambler Drive  
Mississauga, Ontario  
L4W 2B1

Tel: (905) 625-3210 Fax: (905) 625-3396  
(800) 565-6653

TORONTO • DALTON • LOS ANGELES