

# Gates & Corral Panels

Product Catalog

**Behlen<sup>®</sup>**  
**COUNTRY**  
Farm & Ranch Equipment



# Contents



## Gates

- 5 Heavy Duty Gates
- 8 Medium Duty Gates
- 10 Utility Gates
- 14 Gate Accessories

## Corral Panels

- 16 Heavy Duty Panels
- 19 Medium Duty Panels
- 20 Utility Panels
- 22 Corral Panel Accessories

## Special Product

- 23 Clinton Anderson Products

## How to calculate your round pen:

1.) To find the number of panels needed, multiply the desired diameter (straight line passing through the center of the circle) by 3.14. This will determine the circumference (the distance around the circle).

2.) Divide the circumference by the length of panels being used. This will equal the number of panels needed.

		ROUND PEN CHART																
		DIAMETER OF HOLDING AREA (FEET)																
		20'	25'	30'	35'	40'	45'	50'	55'	60'	65'	70'	75'	80'	85'	90'	95'	100'
10' PANEL		6	8	9	11	13	14	16	17	19	20	22	24	25	27	28	30	31
12' PANEL		5	7	8	9	10	12	13	14	15	17	18	20	21	22	24	25	26
		NUMBER OF PANELS NEEDED																

**NOTE:** SIZES ARE APPROXIMATE. QUANTITIES ABOVE INCLUDE ENTRANCE PANEL OF SAME LENGTH AS CORRAL PANEL. PEN DIAMETERS WILL VARY DEPENDING ON SIZE OF ENTRANCE PANEL OR ARCH GATE.





# Behlen Country®

## Gates, Corral Panels

### Gate & Corral Panel Performance:

With our good, better, best approach, every Behlen gate and corral panel is designed to perform. Rugged, resilient and field proven, simply pick the level of performance you need for your site.

▶ <b>Heavy Duty</b>	▶ <b>Medium Duty</b>	▶ <b>Utility</b>
<p>Designed to withstand the most damaging conditions, the Heavy Duty collection features 3 finishes, heavy gauge steel tubing, special Z-braces, and saddle weld joints, so you can count on them to last.</p> <p><b>Gates:</b></p> <ul style="list-style-type: none"> <li>• Rugged 2" and 1-5/8" diameter tubes</li> <li>• Hefty 14 or 16 gauge steel</li> <li>• Powder Coat, Galvanized or Hot-Dipped Galvanized Finish</li> </ul> <p><b>Corral Panels:</b></p> <ul style="list-style-type: none"> <li>• Rugged 2" diameter tube</li> <li>• Hefty 16 &amp; 18 gauge steel</li> <li>• Powder Coat, Galvanized or Hot-Dipped Galvanized Finish</li> <li>• Heavy Duty 2" diameter arch gates, entrance panels and inverted arches</li> </ul>	<p>Designed to withstand the most damaging conditions, the Medium Duty collection features 3 finishes, heavy gauge steel tubing, special Z-braces, and saddle weld joints, so you can count on them to last.</p> <p><b>Gates:</b></p> <ul style="list-style-type: none"> <li>• Rugged 1-5/8" diameter tube with wire mesh panels</li> <li>• Heavy 16 &amp; 18 gauge steel</li> <li>• Resilient Powder Coated or Galvanized Finish</li> </ul> <p><b>Corral Panels:</b></p> <ul style="list-style-type: none"> <li>• Rugged 2" and 1-5/8" diameter tube</li> <li>• 16 &amp; 18 gauge steel</li> <li>• Powder Coat or Galvanized Finish</li> <li>• Medium Duty 1-5/8" diameter entrance panels and arch gates</li> </ul>	<p>For everyday performance that will last, and last, the Utility lineup is made for the job. Big on value, and low on maintenance, Utility works as hard as you do.</p> <p><b>Gates:</b></p> <ul style="list-style-type: none"> <li>• Utility 1-5/8" diameter tube</li> <li>• Utility 20 gauge steel</li> <li>• Resilient Powder Coated or Galvanized Finish</li> </ul> <p><b>Corral Panels:</b></p> <ul style="list-style-type: none"> <li>• Utility 1-5/8" diameter tube</li> <li>• Utility 18/20 gauge steel</li> <li>• Resilient Powder Coated or Galvanized Finish</li> </ul>

# Gate & Corral Panel Finish Options



## Premium Powder Coat

Behlen Country Premium Powder Coat provides a long lasting, weather resistant finish.

This unique process starts with:

1. Automotive grade, high tensile steel

Followed by a state-of-the-art wash system:


### 2. 6 stage wash and chemical etch

- |   |  |
|---|--|
| 1) Alkaline cleaner removes oils, soils, etc. | 4) Phosphate preps material for adhesion |
| 2) Degreasing Rinse                           | 5) Spot-free Rinse                       |
| 3) Rinse                                      | 6) Reverse osmosis rinse                 |

*(This process ensures maximum adherence of top coat for a no blister, no peel tough finish)*

### 3. Behlen Country Premium Powder Coat

- a. Electrostatically applied, ensures no runs and even coverage
- b. 375° baked on finish is hard as nails
- c. UV resistant (fade resistant)
- d. Similar to the process used in the automotive and appliance industry




## Hot-Dipped Galvanized

Zinc is heavily bonded with steel to provide the most corrosion resistant finish.

This unique process starts with:

1. Automotive grade, high tensile steel
2. Followed by Behlen Country's exclusive on-site hot-dip galvanizing process
  - a. Increased life due to zinc coating on the inside as well as the outside of product
  - b. Provides the ultimate protection against corrosion and insures a lasting finish
  - c. For example: a 16' 2" gate has over 7 pounds of zinc applied over automotive grade, high tensile steel



## GalvSmart

Behlen Country's exclusive "double coat" finish creates a superior rust protection.

The GalvSmart process starts with:

1. Automotive grade, high tensile, pre-galvanized steel

Followed by a state-of-the-art wash system:

### 2. 6 stage wash and chemical etch

- |   |  |
|---|--|
| 1) Alkaline cleaner removes oils, soils, etc. | 4) Phosphate preps material for adhesion |
| 2) Degreasing rinse                           | 5) Spot-free rinse                       |
| 3) Rinse                                      | 6) Reverse osmosis rinse                 |

*(This process ensures maximum adherence of top coat for a no blister, no peel tough finish)*

3. All welds are coated with silver powder coat to match galvanized finish
4. Behlen Country premium clear powder coat to finish the entire product
  - a. Electrostatically applied, ensures no runs and even coverage
  - b. 375° baked-on finish is hard as nails
  - c. UV resistant (fade resistant)
  - d. Similar to the process used in the automotive and appliance industry



## Premium Powder Coat with Zinc Primer

Zinc Rich Primer provides a base coating of extra anti-corrosive protection.

*Available on select products.*

This unique process starts with:

1. Automotive grade, high tensile steel

Followed by a state-of-the-art wash system:

### 2. 6 stage wash and chemical etch

- |   |  |
|---|--|
| 1) Alkaline cleaner removes oils, soils, etc. | 4) Phosphate preps material for adhesion |
| 2) Degreasing rinse                           | 5) Spot-free rinse                       |
| 3) Rinse                                      | 6) Reverse osmosis rinse                 |

*(This process ensures maximum adherence of top coat for a no blister, no peel tough finish)*

3. Zinc rich primer provides another layer of protection for increased life of finish
4. Behlen Country premium powder coat paint to finish the entire product
  - a. Electrostatically applied, ensures no runs and even coverage
  - b. 375° baked-on finish is hard as nails
  - c. UV resistant (fade resistant)
  - d. Similar to the process used in the automotive and appliance industry



## Galvanized

Galvanized steel is an effective anti-corrosion resistant finish, with layers of zinc permanently bonded to the steel.

1. Automotive grade, high tensile, pre-galvanized steel
  - a. All welds are coated with zinc rich paint for increased protection

# Gates

## Heavy Duty Gates



Our heavy duty gates keep the toughest stock contained.



### 2" • 16 Gauge Gate Heavy Duty Gate

#### *Best Value in a Heavy Duty Gate*

- Designed for crowding livestock areas
- Heavy, all 16 gauge steel tubing
- Horizontal tubes are notched and welded for additional strength
- Vertical Z-braces offer extra strength and support
- 6 Rails, 50" High
- 3/4" x 12" long threaded bolt hooks for hinges
- Welded latch and 36" long plated chain
- 18 and 20 foot long gates come standard with 3 bolt hooks for added support
- Long-lasting, UV resistant powder coat finish



AVAILABLE COLORS: ● RED ● GREEN

**NOTE:** ALL GATES ARE 4" LESS THAN LISTED LENGTH TO ALLOW FOR GATE HARDWARE AND PROPER CLEARANCE.

LENGTH	LBS.	VERT. 'Z' BRACES	RED ITEM NO.	GREEN ITEM NO.
4'	42	0	40120041	40120042
6'	58	0	40120061	40120062
8'	80	1	40120081	40120082
10'	97	1	40120101	40120102
12'	113	1	40120121	40120122
14'	134	2	40120141	40120142
16'	151	2	40120161	40120162
18'	172	3	40120181	40120182
20'	188	3	40120201	40120202

## 2" • 14 Gauge Super Duty Gate

AVAILABLE COLORS:  GREEN

LENGTH	LBS.	VERTICAL BRACES	ITEM NO.
8'	106	1	40128082
10'	124	1	40128102
12'	150	2	40128122
14'	169	2	40128142
16'	203	3	40128162



Hinge



Latch



- Heavy 3" collared hinges with 12" long 1" dia. plated threaded bolt complete with hardware
- Heavy duty, spring loaded piston latch
- Saddle welded braces for durability
- Square corners for increased animal safety
- Horizontal tubes are notched and welded for additional strength
- 6 Rails, 60" High
- Long-lasting, UV resistant powder coat finish

**NOTE:** ALL GATES ARE 4" LESS THAN LISTED LENGTH TO ALLOW FOR GATE HARDWARE AND PROPER CLEARANCE.

## 2" • 16 Gauge Collared Hinge Gate

AVAILABLE COLORS:  GREEN

AVAILABLE IN THE WEST & CENTRAL REGIONS.

LENGTH	LBS.	VERTICAL BRACES	ITEM NO.
4'	43	0	40162042
6'	59	0	40162062
8'	81	1	40162082
10'	98	1	40162102
12'	114	1	40162122
14'	135	2	40162142
16'	152	2	40162162
18'	173	3	40162182
20'	189	3	40162202



Hinge



- Heavy collared hinges with 11" long, 3/4" dia., plated, threaded bolt, complete with hardware
- 3 Heavy collared hinges on 18 and 20 foot gates
- 1 5/8" vertical brace tube is formed and welded for maximum strength and stability
- Square corners for increased animal safety
- Horizontal tubes are notched and welded for additional strength
- 6 Rails, 50" High
- Welded latch and 36" long plated chain
- Long-lasting, UV resistant powder coat finish

**NOTE:** ALL GATES ARE 4" LESS THAN LISTED LENGTH TO ALLOW FOR GATE HARDWARE AND PROPER CLEARANCE.



- Completely hot-dipped after fabrication for coverage inside and out
- The ultimate in tough, durable, long-life finish
- Square corners for increased animal safety
- Horizontal tubes are notched and welded for additional strength
- Extra heavy 11 ga. vertical brace
- 6 Rails, 50" high
- 3/4" x 12" long threaded bolt hooks for hinges
- Welded latch and 36" long plated chain

## 2" • 16 Gauge Hot-Dipped Galvanized Gate

AVAILABLE COLORS:  HOT-DIPPED GALVANIZED

LENGTH	LBS.	VERTICAL BRACES	ITEM NO.
4'	47	0	40129049
6'	63	0	40129069
8'	85	1	40129089
10'	103	1	40129109
12'	118	1	40129129
14'	139	2	40129149
16'	156	2	40129169

**NOTE:** ALL GATES ARE 4" LESS THAN LISTED LENGTH TO ALLOW FOR GATE HARDWARE AND PROPER CLEARANCE.



- Galvanized finish is ideal for warm, humid climates and coastal areas
- Ideal for feed lots, large herd containment, and crowding situations
- Takes rugged abuse from animals and elements
- Horizontal tubes are notched and welded for additional strength
- Vertical Z-braces offer extra strength and support
- 6 Rails, 50" High
- 3/4" x 12" long threaded bolt hooks for hinges
- Welded latch and 36" long plated chain

## 2" • 16 Gauge Galvanized Gate

AVAILABLE COLORS:  GALVANIZED

LENGTH	LBS.	VERT. 'Z' BRACES	ITEM NO.
4'	47	0	40123048
6'	62	0	40123068
8'	81	1	40123088
10'	97	1	40123108
12'	113	1	40123128
14'	132	2	40123148
16'	147	2	40123168

**NOTE:** ALL GATES ARE 4" LESS THAN LISTED LENGTH TO ALLOW FOR GATE HARDWARE AND PROPER CLEARANCE.

# Gates

## Medium Duty Gates

Our reliable medium duty gates will fit your needs perfectly.



- Rails are spaced closer together at the bottom of the gate
- Horizontal tubes are notched and welded for additional strength
- Vertical Z-braces offer extra strength and support
- 7 Rail, 50" High
- 5/8" x 6" screw hook for hinges
- Plated chain and snap assembly
- Long-lasting UV resistant powder coat finish

### 1<sup>5</sup>/<sub>8</sub>" • 16/22 Gauge Gate 7 Rail Gate

AVAILABLE COLORS: ● GREEN

AVAILABLE IN THE EAST REGION ONLY.

LENGTH	LBS.	VERT. 'Z' BRACES	GREEN ITEM NO.
4'	23	0	40169042
6'	32	1	40169062
8'	39	1	40169082
10'	53	2	40169102
12'	63	2	40169122
14'	71	3	40169142
16'	79	3	40169162

**NOTE:** ALL GATES ARE 4" LESS THAN LISTED LENGTH TO ALLOW FOR GATE HARDWARE AND PROPER CLEARANCE.



- Ideal for limited crowding situations and pasture/ field entrances
- Horizontal tubes are notched and welded for additional strength
- Vertical Z-braces offer extra strength and support
- 6 Rail, 50" High
- 5/8" x 12" long threaded bolt hooks for hinges
- Welded latch and 36" long plated chain
- Long-lasting UV resistant powder coat finish
- Square corners for increased animal safety

### 1<sup>5</sup>/<sub>8</sub>" • 18 Gauge Gate

AVAILABLE COLORS: ● GREEN

LENGTH	LBS.	VERT. 'Z' BRACES	ITEM NO.
4'	30	0	40116042
6'	38	0	40116062
8'	52	1	40116082
10'	62	1	40116102
12'	72	1	40116122
14'	84	2	40116142
16'	95	2	40116162

**NOTE:** ALL GATES ARE 4" LESS THAN LISTED LENGTH TO ALLOW FOR GATE HARDWARE AND PROPER CLEARANCE.



# 1<sup>5</sup>/<sub>8</sub>" • 20 Gauge Gate

## 2" x 4" Wire-Filled Gate

AVAILABLE COLORS:  GRAY  GREEN  GALVANIZED

Square Corner Wire-Filled • Powder Coated				
LENGTH	LBS.	VERT. BRACES	GRAY ITEM NO.	GREEN ITEM NO.
3'	19	0	40132037	40132032
4'	23	0	40132047	40132042
6'	31	0	40132067	40132062
8'	42	1	40132087	40132082
10'	51	1	40132107	40132102
12'	60	1	40132127	40132122
14'	71	2	40132147	40132142
16'	80	2	40132167	40132162

Square Corner Wire-Filled • Galvanized			
LENGTH	LBS.	VERT. BRACES	ITEM NO.
3'	20	0	40183038
4'	25	0	40183048
6'	33	0	40183068
8'	46	1	40183088
10'	55	1	40183108
12'	64	1	40183128
14'	76	2	40183148
16'	85	2	40183168



- 6 gauge mesh is 20% heavier than competition
- Ideal for yards, confinement for small animals, or as a non-climb horse gate
- Bolt-on hinges allow gate to be easily reversed when hanging two gates together
- Square corners for animal safety
- Easily converted to small animal panels
- 50" High
- Saddle welded braces for increased animal safety

**NOTE:** ALL GATES ARE 4" LESS THAN LISTED LENGTH TO ALLOW FOR GATE HARDWARE AND PROPER CLEARANCE.

# 1<sup>5</sup>/<sub>8</sub>" • 20 Gauge Gate

## Hog Mesh

AVAILABLE COLORS:  GALVANIZED

Round Corner Wire-Filled • Galvanized			
LENGTH	LBS.	VERT. BRACES	ITEM NO.
4'	22	0	40115048
6'	30	0	40115068
8'	40	1	40115088
10'	48	1	40115108
12'	56	1	40115128
14'	66	2	40115148
16'	74	2	40115168
18'	82	3	40115188

**NOTE:** ALL GATES ARE 4" LESS THAN LISTED LENGTH TO ALLOW FOR GATE HARDWARE AND PROPER CLEARANCE.



- Heaviest mesh gate in the industry
- Galvanized for long life
- 4 gauge mesh woven in a "hog" pattern is 40% heavier than the competition
- Variable spacing in mesh is best for small animals
- Bolt-on hinges
- 50" High

# Utility Gates

Our most popular gates for your home and ranch.



## 1<sup>5</sup>/<sub>8</sub>" · 20 Gauge Gate Our Best Selling Gate!

AVAILABLE COLORS: ● RED ● GREEN ● GRAY


RED NOT AVAILABLE IN THE WEST REGION.

LENGTH	LBS.	VERT. 'Z' BRACES	RED ITEM NO.	GREEN ITEM NO.	GRAY ITEM NO.
4'	18	0	40130041	40130042	40130047
6'	25	0	40130061	40130062	40130067
8'	33	1	40130081	40130082	40130087
10'	40	1	40130101	40130102	40130107
12'	46	1	40130121	40130122	40130127
14'	55	2	40130141	40130142	40130147
16'	61	2	40130161	40130162	40130167
18'	72	3	40130181	40130182	40130187

- Combines lower cost with great features
- Designed for tame animals, entrances to pastures and driveways
- Horizontal tubes are notched and welded for a smooth finish
- Vertical Z-braces offer support
- 6 Rail, 50" High
- 5/8" x 6" screw hooks for hinges - 18' gate comes standard with 3 screw hooks
- Plated chain and snap assembly
- Long-lasting, UV resistant powder coat finish

**NOTE:** ALL GATES ARE 4" LESS THAN LISTED LENGTH TO ALLOW FOR GATE HARDWARE AND PROPER CLEARANCE.





## 1<sup>5</sup>/<sub>8</sub>" • 20 Gauge Gate 6 Rail Galvanized Gate

AVAILABLE COLORS:  GALVANIZED

LENGTH	LBS.	VERT. 'Z' BRACES	ITEM NO.
4'	20 lbs	0	40113048
6'	27 lbs	0	40113068
8'	37 lbs	1	40113088
10'	44 lbs	1	40113108
12'	51 lbs	1	40113128
14'	60 lbs	2	40113148
16'	67 lbs	2	40113168
18'	78 lbs	3	40113188

**NOTE:** ALL GATES ARE 4" LESS THAN LISTED LENGTH TO ALLOW FOR GATE HARDWARE AND PROPER CLEARANCE.

- Ideal for any non-crowding application such as pastures, field entrances, coastal or corrosive areas
- Horizontal tubes are notched and welded for a smooth finish
- Vertical Z-braces offer support
- 6 Rail, 50" High
- 5/8" x 6" screw hooks for hinges
- 18' gate comes standard with 3 screw hooks
- Plated chain and snap assembly
- Galvanized finish



## 2" • 20 Gauge Gate GalvSmart Gate

AVAILABLE COLORS:  GALVANIZED

AVAILABLE IN THE EAST AND WEST REGIONS.

- Exclusive “double coat” finish creates a superior rust protection
- Provides the benefit of powder coating over galvanized tubing - the best of both worlds
- Square corners for increased animal safety
- Horizontal tubes are notched and welded for additional strength
- Vertical Z-braces offer extra strength and support
- 6 Rail, 50" High
- 3/4" x 12" long threaded bolt hooks for hinges
- 18' gate comes standard with 3 screw hooks, latch and 36" long plated chain

LENGTH	LBS.	VERT. 'Z' BRACES	ITEM NO.
4'	29	0	40195048
6'	38	0	40195068
8'	50	1	40195088
10'	59	1	40195108
12'	69	1	40195128
14'	79	2	40195148
16'	88	2	40195168
18'	99	3	40195188

**NOTE:** ALL GATES ARE 4" LESS THAN LISTED LENGTH TO ALLOW FOR GATE HARDWARE AND PROPER CLEARANCE.



## 1 5/8" • 20 Gauge Gate GalvSmart Gate

AVAILABLE COLORS:  GALVANIZED

AVAILABLE IN THE EAST AND WEST REGIONS.

- Exclusive “double coat” finish creates a superior rust protection
- Provides the benefit of powder coating over galvanized tubing - the best of both worlds
- Square corners for increased animal safety
- Horizontal tubes are notched and welded for additional strength
- Vertical Z-braces offer extra strength and support
- 6 Rail, 50" High
- 5/8" x 6" screw hooks for hinges
- 18' gate comes standard with 3 screw hooks, latch and 36" long plated chain

LENGTH	LBS.	VERT. 'Z' BRACES	ITEM NO.
4'	20	0	40194048
6'	27	0	40194068
8'	37	1	40194088
10'	44	1	40194108
12'	51	1	40194128
14'	60	2	40194148
16'	67	2	40194168
18'	78	3	40194188

**NOTE:** ALL GATES ARE 4" LESS THAN LISTED LENGTH TO ALLOW FOR GATE HARDWARE AND PROPER CLEARANCE.



# Classic Panel Gate

AVAILABLE COLORS:  GALVANIZED

LENGTH	LBS.	ITEM NO.
4'	21	42151048
6'	32	42151068
8'	44	42151088
10'	51	42151108
12'	59	42151128
14'	66	42151148
16'	78	42151168

## Panel Gate Accessories

DESCRIPTION	LBS.	ITEM NO.
Chain & Swivel Fastener	1	1488039
Hinge, Steel W/ Tapping Screw	2	42151018
Screw Hook 5/8" X 6"	1	3208159
Bolt Hook 5/8" X 12"	1	42900038



- Galvanized panel construction adds long life and rigidity with rust resistance.
- Panel edges are turned for safety
- 5 Panel
- 50" High
- Timeless design

**NOTE:** ALL GATES ARE 4" LESS THAN LISTED LENGTH TO ALLOW FOR GATE HARDWARE AND PROPER CLEARANCE.

# Landowner Gate

AVAILABLE COLORS:  GREEN

LENGTH	LBS.	ITEM NO.
Gate Extends 12' to 20'	37	40100122

- Visibility ensured both day and night with reflective decals on gate
- Heavy collared hinge keeps gate from sagging for years of use
- Long lasting, eco-friendly powder coat green paint
- Heavy 2" 18 gauge high tensile strength steel
- Heavy duty collared hinges make theft or removal of gate difficult
- Plated, lockable chain standard
- Accepts most padlocks (not included)
- Customizable to fit any opening by drilling additional holes
- 12 to 20 foot coverage with one gate
- Extends easily with 1-3/4" 16 gauge telescoping tube
- Adjustable every 24" with holes pre-drilled
- Strong 3/8" bolt used to secure telescoping tube
- Opens easily in any weather due to high ground clearance
- Attractive alternative to standard yard gates



# Gate Accessories

Find the gate accessories you need here and on the following page.

## A. Bolt Hook Assembly

- Full 12" of thread
- Easily adjustable w/ double nut & washer system
- Available in 5/8" dia. for 1-5/8" gates & 3/4" dia. for 2" gates

## B. Screw Hook

- 5/8" X 6" Threaded
- Zinc plated
- Easy to install, provides excellent support

## C. Gate Hinges

- Zinc plated, includes hardware

## D. Chain & Snap Assembly

- Pre-assembled, ready to use

## E. Gate Brackets

- Used to attach gates to walls
- Accommodates 2" and 1-5/8" gates

## F. Hanging Clip

- Used for attaching a gate or corral panel to a post or a flat surface

## G. Horse Gate Latch

- Allows gate to be opened from horseback
- Fits both 1-5/8" gates or 2" gates
- Adjustable height and reversible

## H. Double Piston Lever Latch

- Allows easy opening of gate from horseback
- Includes safety lock
- U-Bolts included
- For a 2" only

## I. Gate Rack

- Heavy 3" channel construction
- Tripod crossbracing for added stability
- Four places to hang gates
- Designed with upper and lower level (for longer, heavier gates) on each side
- May be anchored to concrete or asphalt, anchor bolts not included
- Some assembly required
- Holds up to 40 - 2" gates



A.



B.



C.




D.



E.



F.



G.



H.



I.

DESCRIPTION	LBS.	SHIP UPS	ITEM NO.
A. Bolt Hook 5/8" x 12" (for 1 5/8" gates)	-	✓	42900038
A. Bolt Hook 3/4" x 12" (for 2" gates)	-	✓	40300029
B. Screw Hook 5/8" x 6"	-	✓	3208159
C. Plated Hinge for 2" gate	-	✓	40300019
C. Plated Hinge for 1 5/8" gate	-	✓	40113018
D. 2' Chain & Snap Assembly	-	✓	1488039
E. Bracket, 90° Corner	1	✓	40100037
E. Bracket, Flat	1	✓	40100047
F. Hanging Clip - 2"	1	✓	35600295
F. Hanging Clip - 1 5/8"	1	✓	35125195
G. Horse Gate Latch (Gray)	10	✓	44112207
H. Double Piston Lever Latch (Green)	15	✓	44110132
I. Gate Rack - 8' x 12'	285	-	3018164



### L. Gate/Kennel Rack Combo

- Heavy 3" channel construction
- Tripod cross-bracing for added stability
- Designed with gates to be hung on lower level one side and upper level both sides
- Kennels to be stored on one side of the lower level
- Some assembly required
- Holds up to 30 – 2" gates

### M. Single Tier Rack

- Heavy 3" channel construction
- Tri-pod cross-bracing for added stability
- Designed with gates to be hung on both sides
- Some assembly required
- Holds up to 20 – 2" gates

### N. Gate Hardware Packages

Behlen Country hardware packages are weatherproof and sun-resistant. No other livestock equipment manufacturer offers this easy-to-use, complete kit. Offer your customers something unique!

- Clean, rust-free gate by removing the hinge and placing it in the package
- High quality, rust-resistant, plated hardware compared to painted
- Chain attached after fabrication which leaves the gate with the best possible finish. Chain is NOT welded to the gate which can leave a hole in the gate and a rusty spot for decreased life.
- No worries with installation as Behlen Country includes gate installation instructions with every package.
- Strong, UV resistant covering on hardware packages for extended life.
- Easy identification for individual ordering with the large, easy-to-read barcode.

DESCRIPTION	LBS.	SHIP UPS	ITEM NO.
L. Gate/Kennel Rack Combo	272	-	82100105
M. Single Tier Rack	220	-	3018193
<b>N. Hardware Packages</b>			
<b>Pkg. 1:</b> Two 5/8" x 6" Screw Hooks, Two 1 5/8" Hinges, Chain with Snap and Hardware	-	✓	40900158
<b>Pkg. 2:</b> Two 3/4" x 12" Bolt Hooks, Two 2" Hinges, Chain and Hardware	-	✓	40900108
<b>Pkg. 3:</b> Three 3/4" x 12" Bolt Hooks, Three 2" Hinges, Chain and Hardware	-	✓	40900118
<b>Pkg. 4:</b> Two 5/8" x 6" Screw Hooks, Two Panel Gate Hinges and Chain Assembly with Snap	-	✓	40900188
<b>Pkg. 5:</b> Two 5/8" x 12" Bolt Hooks and Two 1 5/8" Hinges	-	✓	40900198
<b>Pkg. 6:</b> Three 5/8" x 6" Screw Hooks and Three 1 5/8" Hinges	-	✓	40900208
<b>Pkg. 7:</b> Two 5/8" x 6" Screw Hooks and One 1 5/8" Hinge	-	✓	40900138
<b>Pkg. 8:</b> Three 5/8" x 6" Screw Hooks and Two 1 5/8" Hinges	-	✓	40900148

# Corral

## Heavy Duty Corral Panels



Rugged corral panels for even tougher stock.



### 2" • 16 Gauge Panel Crowding Corral Panel - 66" Tall

AVAILABLE COLORS: ● GREEN



DESCRIPTION	LBS.	VERT. BRACES	ITEM NO.
8' Corral Panel	80	1	44123082
10' Corral Panel	95	1	44123102
12' Corral Panel	110	1	44123122
14' Corral Panel	130	2	44123142
16' Corral Panel	145	2	44123162
10' Entrance Panel with 4' Gate	114	-	44123022

**NOTE:** ALL CORRAL PANELS ARE 4" LESS THAN LISTED LENGTH TO ALLOW PROPER CLEARANCE AND INSTALLATION.

- Designed specifically for crowding situations
- Includes square corners and J-legs
- Behlen Country's pin hookups:
  - ▶ Are easy to use
  - ▶ Reduce space between panels
  - ▶ Are usable on uneven ground
  - ▶ Allow 3 or 4 panels to be fastened together at a common point
- 1-5/8" one piece vertical brace is formed and welded for maximum strength and stability
- Our unique J-leg design has a small contact point with the ground to prevent unwanted panel movement
- 6 Rails (Entrance Panel is 4' wide and has a 7' Tall Arch)
- Recommended for use with Big Valley Cattle Management Systems
- Long-lasting UV resistant premium powder coat paint







## 2" • 16/18 Gauge XT Corral Panels - 6 Rail • 72" Tall

AVAILABLE COLORS: ● GRAY ○ HOT-DIPPED GALVANIZED

POWDER COATED	LBS.	VERT. BRACE	ITEM NO.
12' Corral Panel	92	1	44131127
6' x 9' Arch Gate	75	-	44131017
12' Entrance Panel Arch w/6' x 7' Gate	114	-	44131037

HOT-DIPPED GALVANIZED	LBS.	VERT. BRACE	ITEM NO.
12' Corral Panel	97	1	44131129
6' x 9' Arch Gate	84	-	44131019
12' Entrance Panel Arch w/6' x 7' Gate	122	-	44131039

**NOTE:** ALL CORRAL PANELS ARE 4" LESS THAN LISTED LENGTH TO ALLOW PROPER CLEARANCE AND INSTALLATION.

- Ideal for round pens, portable stalls and cattle corrals
- Square corner design and chain connectors enhance safety while providing a strong, secure, corral system
- Chain hookups are simple and easy to attach ideal for uneven ground. Butterfly clamps are optional
- Our unique J-leg design has a small contact point with ground to prevent unwanted panel movement
- 1-5/8" one piece vertical brace is formed and welded for maximum strength and stability
- Hot-dipped galvanized option is coated both inside and out for the longest life
- 6 Rail
- Entrance Panel has 7' Tall Arch



Butterfly Clamp



Chain Hookup



## 2" • 16/18 Gauge Panel

### Horse Training Panel

### 5 Rail • 72" Tall

- Designed for training horses in round pens
- When used in a round pen, these panels maximize safety:
  - ▶ 18" extra room between bottom rail and ground for leg clearance
  - ▶ Square corners and tight pin connectors reduce space to 1" between panels
  - ▶ Our unique 16 gauge J-leg design has a small contact point with ground to prevent unwanted panel movement
- Behlen Country's tallest corral panel
- Industry's strongest brace support that is notched and fitted with 360° weld coverage
- 5 Rails
- Long-lasting UV resistant premium powder coat finish
- Frame is 16 gauge for added durability and strength
- Horizontals are 18 gauge for easy setup and mobility



AVAILABLE COLORS: ● GRAY

DESCRIPTION	LBS.	VERT. BRACE	ITEM NO.
12' Corral Panel	89	1	44133127
6' x 9' Arch Gate	75	–	44133017

**NOTE:** ALL CORRAL PANELS ARE 4" LESS THAN LISTED LENGTH TO ALLOW PROPER CLEARANCE AND INSTALLATION.

## Inverted Arches

- Arch available in 10' and 12'
- Made of extra heavy, rectangular steel tubing:
  - ▶ Bottom tubing is made of 3/16" thick material
  - ▶ Uprights are made of 11 ga. material
- Optional Double Piston Gate Latch can be used with 2" gate
- Can be used with our 1-5/8"–16 gauge or 2"–16 gauge Crowding Corral Panels
- Pin hookups:
  - ▶ Are easy to use
  - ▶ Reduce space between panels
  - ▶ Are usable on uneven ground
  - ▶ Allow 3 or 4 way connections for pens
- Recommended for use with Behlen Country Cattle Management Systems
- Long-lasting UV resistant powder coat paint



AVAILABLE COLORS: ● GREEN

DESCRIPTION	LBS.	ITEM NO.
10' Arch Gate	123	40168102
12' Arch Gate	134	40168122

**NOTE:** If a double piston gate latch is ordered, U-Brackets are required.

2" • 16 GAUGE GATE			
LENGTH	LBS.	VERT. 'Z' BRACES	GREEN ITEM NO.
4'	42	0	40120042
6'	58	0	40120062
8'	80	1	40120082
10'	97	1	40120102

### IMPORTANT NOTES:

- IT IS RECOMMENDED THAT THE 2" 16 GA. GATE BE USED WITH THE INVERTED ARCH.
- GATES USED WITH INVERTED ARCHES ARE TO BE ORDERED THE NEXT SIZE SMALLER THAN THE ARCH GATE. (EX: 10' INVERTED ARCH WILL USE AN 8' GATE)

# Corral

## Medium Duty Corral Panels



Reliable corral panels for your home and ranch.

### 1<sup>5</sup>/<sub>8</sub>" • 16 Gauge Panel Corral Panel - 60" Tall

*Behlen Country's Best Value for the Cattle Producer!*

AVAILABLE COLORS: ● RED ● GREEN

- Designed with square corners, J-legs and pin hookups, these corral panels are built for rough use
- Pin hookups:
  - ▶ Are easy to use
  - ▶ Reduce space between panels
  - ▶ Are usable on uneven ground
  - ▶ Allow 3 or 4 connections for pens
- Our unique J-leg design has a small contact point with ground to prevent unwanted panel movement
- Compatible with Big Valley Cattle Management Systems
- Entrance Panel has 7' Tall Arch
- Long-lasting UV resistant powder coat finish



4 Way Connection



Pin Hookup

**NOTE:** ALL CORRAL PANELS ARE 4" LESS THAN LISTED LENGTH TO ALLOW PROPER CLEARANCE AND INSTALLATION.

DESCRIPTION	LBS.	VERT. BRACES	RED ITEM NO.	GREEN ITEM NO.
8' Corral Panel	61	1	44120081	44120082
10' Corral Panel	77	1	44120101	44120102
12' Corral Panel	85	1	44120121	44120122
14' Corral Panel	98	2	44120141	44120142
16' Corral Panel	110	2	44120161	44120162
4' x 7' Arch Gate	54	-	44120181	44120182
10' Ent. Panel w/ 4' Gate	91	-	44120201	44120202
12' Ent. Panel w/ 4' Gate	103	-	44120221	44120222

# Utility Corral Panels



Our most popular corral panels to fit your lifestyle.

## Horse Country 18/20 Gauge Panel Corral Panel - 64" Tall

*Behlen Country's Best Value for Equine Owners!*



**AVAILABLE COLORS:** ● GRAY ● GREEN

- Designed specifically for horse owners
- Taller and heavier than our standard promo panel
- Our unique J-leg design has a small contact point with ground to prevent unwanted panel movement
- 14 gauge heavy duty smooth formed brace for maximum strength and durability
- Pin hookups:
  - ▶ Are easy to use
  - ▶ Reduce space between panels
  - ▶ Are usable on uneven ground
  - ▶ Allow 3 or 4 way connections for pens
- Chain hookups are simple and easy to attach
- Long-lasting UV resistant powder coat finish

**NOTE:** ALL CORRAL PANELS ARE 4" LESS THAN LISTED LENGTH TO ALLOW PROPER CLEARANCE AND INSTALLATION.

HORSE COUNTRY CORRAL PANEL - PIN CONNECTION				
DESCRIPTION	LBS	VERT. BRACES	GRAY ITEM NO.	GREEN ITEM NO.
10' Corral Panel	55	1	44144107	44144102
12' Corral Panel	66	2	44144127	44144122
16' Corral Panel	84	3	44144167	44144162
6' x 9' Arch Gate	60	-	44144017	44144012
10' Entrance Panel w/6' Gate	78	-	-	44144022
12' Entrance Panel w/6' Gate	84	-	44144037	44144032

HORSE COUNTRY CORRAL PANEL - CHAIN CONNECTION				
DESCRIPTION	LBS	VERT. BRACES	GRAY ITEM NO.	GREEN ITEM NO.
10' Corral Panel	54	1	44146107	44146102
12' Corral Panel	65	2	44146127	44146122
16' Corral Panel	83	3	44146167	44146162
6' x 9' Arch Gate	59	-	44146017	44146012
10' Entrance Panel w/6' x 7' Gate	77	-	44146027	-
12' Entrance Panel w/6' x 7' Gate	83	-	44146037	-






AVAILABLE COLORS: ● RED ● GREEN ● GRAY

DESCRIPTION	LBS.	VERT. BRACES	RED ITEM NO.	GREEN ITEM NO.	GRAY ITEM NO.
10' Corral Panel	42	1	44121101	44121102	44121107
12' Corral Panel	48	1	44121121	44121122	44121127
16' Corral Panel	63	2	44121161	44121162	44121167
4' x 8' Arch Gate	41	-	44121181	44121182	44121187
6' x 9' Arch Gate	58	-	44121011	44121012	44121017
12' Ent. Panel w/ 6' Gate	77	-	44121031	44121032	44121037

## 1 5/8" · 20 Gauge Panel Promo Panel - 60" Tall

- Combines lower cost with great features
- Great value in a corral panel, portable and easy to hook up on uneven ground
- Pin hookups:
  - ▶ Are easy to use
  - ▶ Reduce space between panels
  - ▶ Are usable on uneven ground
  - ▶ Allow 3 or 4 way connections for pens
- 18 gauge J-legs have a small contact point with ground to prevent unwanted panel movement
- 6 Rails
- Entrance panel has 7' tall arch
- Long-lasting UV resistant powder coat paint

**NOTE:** ALL CORRAL PANELS ARE 4" LESS THAN LISTED LENGTH TO ALLOW PROPER CLEARANCE AND INSTALLATION.



## 1 5/8" · 20 Gauge Panel Galvanized Corral Panel-64" Tall

AVAILABLE COLORS: ○ GALVANIZED


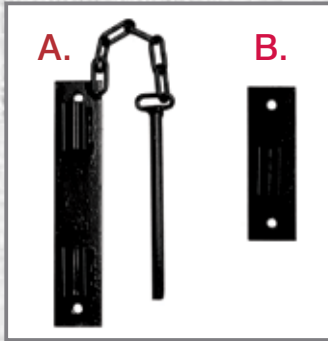
- Economically priced panels feature corrosion resistant 1 5/8" galvanized tubing
- Pin hookups:
  - ▶ Are easy to use
  - ▶ Reduce space between panels
  - ▶ Are usable on uneven ground
  - ▶ Allow 3 or 4 way connections for pens
- Chain hookups are simple and easy to attach
- Optional butterfly clamps are available for a more solid and secure connection
- Our unique J-leg design has a small contact point with ground to prevent unwanted panel movement
- One piece vertical tube brace is formed and welded for maximum strength and stability
- 6 Rails
- Entrance panel has 7' tall arch

**NOTE:** ALL CORRAL PANELS ARE 4" LESS THAN LISTED LENGTH TO ALLOW PROPER CLEARANCE AND INSTALLATION..

PIN HOOK-UP			
DESCRIPTION	LBS.	VERT. BRACES	ITEM NO.
12' Corral Panel	55	1	44142128
6' x 9' Arch Gate	61	-	44142018
12' Entrance Panel w/ 6' Gate	79	-	44142038

CHAIN HOOK-UP			
DESCRIPTION	LBS.	VERT. BRACES	ITEM NO.
10' Corral Panel	47	1	44127108
12' Corral Panel	54	1	44127128
6' x 9' Arch Gate	59	-	44127028
12' Entrance Panel w/ 6' Gate	78	-	44127038

# Corral Panel Accessories



## A. & B. Corral to Wall Panel Hook-up

- Allows corral panels to be attached to a flat wall

## C. Galvanized Butterfly Clamps for 1-5/8" tubing

- Galvanized clamps add more stability and strength to corral panels with standard chain hookups

## D. Painted Butterfly Clamps for 1-5/8" tubing

- Galvanized clamps add more stability and strength to corral panels with standard chain hookups

## E. Galvanized Butterfly Clamps for 2" tubing

- Galvanized clamps add more stability and strength to corral panels with standard chain hookups

## F. Painted Butterfly Clamps for 2" tubing

- Galvanized clamps add more stability and strength to corral panels with standard chain hookups

## G. & H. Chain Hardware Package

- Used to fasten panels with chains
- Bolt and nut included

## I. Corral Adaptor Rod

- Used as a drop pin for hooking uncommon pin hookup corral panels together
- Heavy 9/16" diameter rod will take rugged abuse

### SHIPPING NOTE:

THERE IS A MINIMUM DOLLAR AMOUNT FOR ALL UPS SHIPPING ORDERS. PLEASE CONTACT US BY PHONE AT (800) 447-2751 FOR MORE INFORMATION. OR VISIT US AT WWW.BEHLENCOUNTRY.COM

DESCRIPTION	LBS.	SHIP UPS	ITEM NO.
<b>A. Corral to Wall Panel Hookup (Male)</b>	2	✓	44110407
<b>B. Corral to Wall Panel Hookup (Female)</b>	2	✓	44110417
<b>C. Galvanized Butterfly Clamps (2 Pair) for 1<sup>5</sup>/<sub>8</sub>" Tubing</b>	2	✓	38900069
<b>D. Painted Butterfly Clamps (2 Pair) for 1<sup>5</sup>/<sub>8</sub>" Tubing</b>	2	✓	38900067
<b>E. Galvanized Butterfly Clamps (2 Pair) for 2" Tubing</b>	2	✓	44900069
<b>F. Painted Butterfly Clamps (2 Pair) for 2" Tubing</b>	2	✓	44900067
<b>G. Chain Hardware Package (1 Chain)</b>	2	✓	44900100
<b>H. Chain Hardware Package (2 Chains)</b>	4	✓	44900090
<b>I. Corral Adapter Rod (51")</b>	4	✓	44110309





*Clinton Anderson and Behlen Country have teamed up to bring you training solutions designed by the RFD-TV's top equine clinician and built by the industry leader in animal handling equipment. Putting safety and performance first is the goal for these two development partners, and the results speak for themselves.*



DESCRIPTION	VERT BRACE	LBS	ITEM NO.
10' Corral Panel	1	105	44149104
7' x 9' Arch Gate	1	215	44149004

**Exclusively sold through Downunder Horsemanship by calling Downunder Horsemanship customer service at 1-888-287-7432 or visit [www.downunderhorsemanship.com](http://www.downunderhorsemanship.com) for more details.**

*Clinton Anderson*

S I G N A T U R E

ROUND PEN

The Clinton Anderson Signature Series round pen is like no other. Built to Clinton's personal specifications, we start with automotive grade high tensile steel and then use a premium finish to give you years of safe use.

**Panel:**

Smooth, one piece, round 2 1/4" diameter solid brace runs from top to bottom with the horizontal tubes running through for a secure fit and 360 degree welded coverage.

When used in a round pen, these panels maximize safety:

- 18" extra room between bottom rail and ground for leg clearance
- Straight leg panel design for horse safety
- Square corners and tight pin connectors reduce space to 1" between panels

Extended wear and tear with 2" 14 gauge heavy duty construction.

**Gate:**

Extended wear and tear with 2" 14 gauge heavy duty construction for the gate.

Gate has a smooth, one piece, round 2-1/4" diameter solid brace that runs from top to bottom with the horizontal tube running through for a secure fit and 360 degree welded coverage.

Tight gate clearance for a safe horse environment.

Single piston plated latch for extended wear come complete with a built in, smooth striker plate for easy one handed functioning.

**Arch:**

Extra heavy duty arch will withstand the most abusive situations with 2" pipe construction.

Arch is accented with the signature Roo logo and endorsed by Clinton Anderson.

Panel and Arch Gate are finished with long lasting UV resistant premium powder coat in a unique Penny Vein finish.

# *Delivering the Best Value to our Customers*

## ► **Direct Ship to retail stores**

Thanks to three convenient plant locations and an in-house trucking company, we can rapidly supply your retail stores, saving you costly handling and inventory carrying charges.

## ► **Truckload pricing**

Behlen Country offers the broadest collection of farm and ranch products available from a single source, allowing you to combine orders for diverse lines on the same truck. With Behlen Country, you can achieve truckload pricing on the entire order.

## ► **Web listing**

Our attractive new web site showcases the most complete line of products on the market. [www.behlencountry.com](http://www.behlencountry.com)



## **A Complete Line of Products for Your Country Lifestyle:**



Cattle Equipment



Equine Equipment



Magnum Kennels™



Gates & Corrals



Water Tanks



Feed Bunks



Waterers

**Behlen**<sup>®</sup>  
**COUNTRY**  
**Farm & Ranch Equipment**



### **WORLD HEADQUARTERS:**

Behlen Mfg. Co.  
P.O. Box 569  
Columbus, NE 68602-0569  
Phone: 800-447-2751  
Fax: (402) 563-7447

### **TEXAS PLANT:**

Behlen Mfg. Co.  
1221 E. Highway 84  
McGregor, TX 76657  
Phone: 800-447-2751  
Fax: (402) 563-7447

### **WEST COAST PLANT:**

Behlen Mfg. Co.  
4000 23rd St.  
Baker City, OR 97814  
Phone: 800-447-2751  
Fax: (402) 563-7447

### **EAST COAST DISTRIBUTION CENTER:**

Behlen Mfg. Co.  
101 Rosser-Wyatt Road  
Huntingdon, TN 38344-0466  
Phone: 800-447-2751  
Fax: (402) 563-7447

AD-20449C 03.13